

LINKING NUMBERS OF MONTESINOS LINKS

HYOUNGJUN KIM, SUNGJONG NO, AND HYUNGKEE YOO

ABSTRACT. The linking number of an oriented two-component link is an invariant indicating how intertwined the two components are. Tuler proved that the linking number of a two-component rational $\frac{p}{q}$ -link is

$$\sum_{k=1}^{\frac{|p|}{2}} (-1)^{\lfloor (2k-1)\frac{q}{p} \rfloor}.$$

In this paper, we provide a simple proof the above result, and introduce the numerical algorithm to find linking numbers of rational links. Using this result, we find linking numbers between any two components in a Montesinos link.

1. INTRODUCTION

All definitions and explanations throughout this paper are within the piecewise linear category or the differentiable category. A *link* is a disjoint union of one dimensional spheres embedded in \mathbb{R}^3 or S^3 . In here, each one dimensional sphere is called a *component* of the link. If a link has only one component, then we call it a *knot*. In 1830's, Gauss introduced an integral invariant for a two-component link. Consider an orientated two-component link. We can regard the above link as two embeddings $K_1, K_2 : S^1 \hookrightarrow \mathbb{R}^3$. Then there is a map $\Gamma : S^1 \times S^1 \rightarrow S^2$ defined by

$$\Gamma(s, t) = \frac{K_1(s) - K_2(t)}{|K_1(s) - K_2(t)|}.$$

This function is called the Gauss map. Then the degree of the Gauss map is called the *linking number* of K_1 and K_2 , and is denoted by $lk(K_1, K_2)$. That is,

$$lk(K_1, K_2) = \frac{1}{4\pi} \oint_{K_1} \oint_{K_2} \frac{\mathbf{r}_1 - \mathbf{r}_2}{|\mathbf{r}_1 - \mathbf{r}_2|^3} \cdot (d\mathbf{r}_1 \times d\mathbf{r}_2)$$

where \mathbf{r}_1 and \mathbf{r}_2 are the positions of two points on K_1 and K_2 respectively [4]. Since the degree does not change under any homotopic maps, the linking number is the invariant for oriented two-component links. If a link has more than two components, then the linking number of the different component pairs are defined in the same way.

2020 *Mathematics Subject Classification.* 57K10.

Key words and phrases. linking number, rational links, Montesinos links.

For any knots and links in \mathbb{R}^3 , there is a regular projection onto \mathbb{R}^2 . The regular projection image with crossing information of a link is called a *link diagram*. For any link diagram, we can choose an orientation of each component. In the oriented link diagram, we assign the positive sign to a crossing between different link components if overstrand passes through understrand from left to right as drawn in the left side of Figure 1. Otherwise, we assign the negative sign. It is known that the half of sum of all signs in the oriented link diagram is equal to the linking number of the link [1, 4]. For example, the linking number of a link in the right side of Figure 1 is equal to 1.

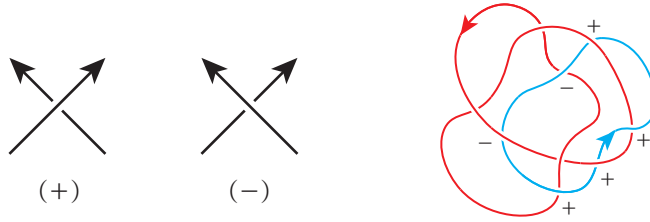


FIGURE 1. Assigning the signs of crossings in a link.

In this paper, we deal with linking numbers of Montesinos links which consist of rational tangles and half-twists. In Section 2, we introduce a rational tangle and its pillowcase form. We also give the structure of Montesinos links. In Section 3, we provide the simple proof to find linking numbers of rational links. Furthermore, we introduce the numerical algorithm for this result. Finally, in Section 4, we find linking numbers of Montesinos links.

2. PRELIMINARY

A *2-tangle* is a proper embedding of the disjoint union of two arcs in a three-dimensional ball such that four endpoints of two arcs lie on the boundary sphere of the ball. We label these four endpoints NW, NE, SW and SE as in the compass directions. A *rational tangle* is a 2-tangle obtained by using horizontal twists and vertical twists from T_0 as drawn in Figure 2. In this process, we obtain a sequence of integers indicating how much horizontal twists and vertical twists have been used. A tangle $T(a_1, a_2, \dots, a_n)$ is obtained from T_0 by using a_1 times of horizontal twists, then a_2 times of vertical twists, and repeat until a_n . This is called the *Conway notation*. The fraction of rational tangle $T(a_1, a_2, \dots, a_n)$ is

$$\frac{p}{q} = a_n + \frac{1}{a_{n-1} + \frac{1}{\ddots + \frac{1}{a_2 + \frac{1}{a_1}}}}$$

where p and q are relatively prime. A rational $\frac{p}{q}$ -tangle is a tangle whose fraction is $\frac{p}{q}$. Conway [2] showed that two rational tangles $T(a_1, a_2, \dots, a_n)$ and $T(a'_1, a'_2, \dots, a'_m)$ are equivalent if and only if

$$a_n + \frac{1}{a_{n-1} + \frac{1}{\ddots + \frac{1}{a_2 + \frac{1}{a_1}}}} = a'_m + \frac{1}{a'_{m-1} + \frac{1}{\ddots + \frac{1}{a'_2 + \frac{1}{a'_1}}}.$$

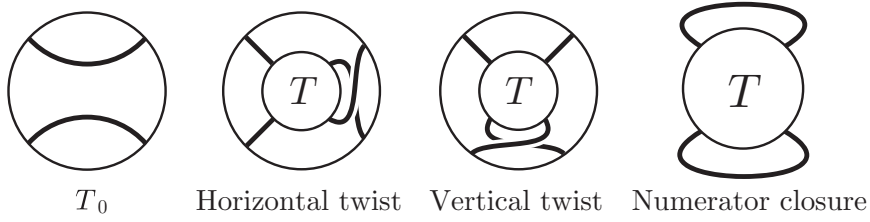


FIGURE 2. Operations for rational tangles.

In a rational tangle T , the strand with NW as an endpoint can have the remaining three points SW, SE, and NE as an endpoint, depending on the relation between p and q . If such a strand has SW, SE and NE as an endpoint, then a rational tangle T is called V -, D - and H -tangle, respectively. Remark that a $\frac{p}{q}$ -tangle is a V -tangle if and only if p is odd and q is even; a D -tangle if and only if p is odd and q is odd; an H -tangle if and only if p is even and q is odd. A *numerator closure* $N(T)$ is a way to obtain a rational link from a rational tangle T by joining two pairs of its endpoints (NW,NE) and (SW,SE) together as drawn in Figure 2.

A *pillowcase form* is one of the expressions of the rational tangle that allows two arcs of the tangle lie on the boundary sphere of the tangle as drawn in Figure 3. A (t, s) -form is a pillowcase form which has $|t|$ and $|s|$ gaps in arcs connecting two top points and two left side points, respectively. In detail, all parts of strands in the front side have the positive slopes when ts is positive, and have the negative slopes when ts is negative. It is known that if (t, s) is equal to (p, q) , then (t, s) -form is equivalent to the rational $\frac{p}{q}$ -tangle [2, 3].

A *Montesinos link* L is a link consisting of n rational tangles and e half twists connected in series as drawn in Figure 4. This link is denoted by

$$L = M \left(\frac{p_1}{q_1}, \frac{p_2}{q_2}, \dots, \frac{p_n}{q_n} \middle| e \right)$$

where each tangle T_i is a rational $\frac{p_i}{q_i}$ -tangle. In here, if e is negative, then the part of e half twist consists of negative $|e|$ half twists.

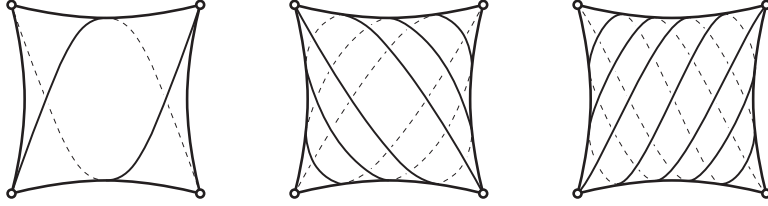


FIGURE 3. Pillowcase forms of rational tangles with $\frac{2}{1}$, $-\frac{4}{3}$ and $\frac{5}{3}$.

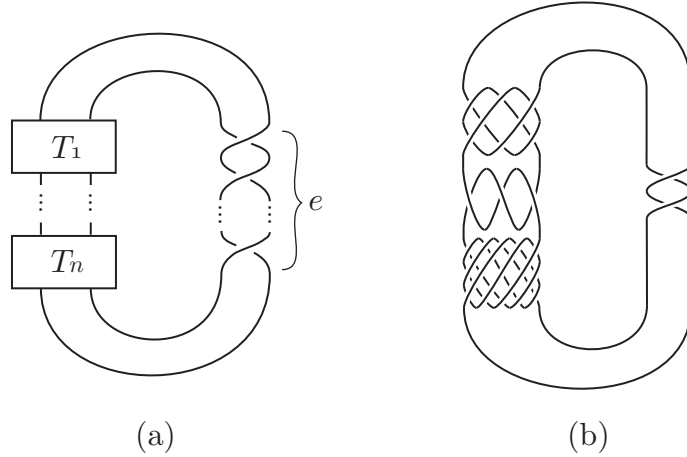


FIGURE 4. The structure of a Montesinos link and the example of $M\left(\frac{3}{2}, -\frac{3}{1}, \frac{5}{3} \mid 2\right)$.

If the Montesinos link L has exactly one or two rational tangles, then L is a 2-bridge link. Thus it is sufficient to consider the case that $n \geq 3$ when we discuss about Montesinos links.

3. LINKING NUMBERS OF RATIONAL LINKS

In this section, we deal with the linking number of a rational $\frac{p}{q}$ -link. Let $R_{p/q}$ be an oriented rational link obtained from a rational $\frac{p}{q}$ -tangle consisting two strands such that the orientation of one strand is from NE to NW, and the orientation of the other is from SW to SE by using a numerator closure. In 1981, Tuler [5] showed the following proposition. Using the pillowcase form, we present another simple proof of this proposition.

Proposition 1. *The linking number of an oriented rational link $R_{p/q}$ is*

$$lk(R_{p/q}) = \sum_{k=1}^{\frac{|p|}{2}} (-1)^{\lfloor (2k-1)\frac{q}{p} \rfloor}$$

where p and q are relatively prime integers and p is even.

Alternative proof of Proposition 1. Let p and q be integers satisfying the assumption of the proposition, and let T be a rational $\frac{p}{q}$ -tangle. Since p is even, the numerator closure $N(T)$ of T has two components. Let A and B be oriented arcs from NE to NW, and from SW to SE, respectively.

Consider the pillowcase form P of T as drawn in Figure 5 (a). As the figure, we assume that α is an oriented arc from NE to NW in the boundary of P . Since there is no obstruction in the interior of P , we can shrink A to α with fixing end points as drawn in Figure 5 (b). To compute the linking number of the rational link $N(T)$, it is sufficient to observe the intersection of B and α .

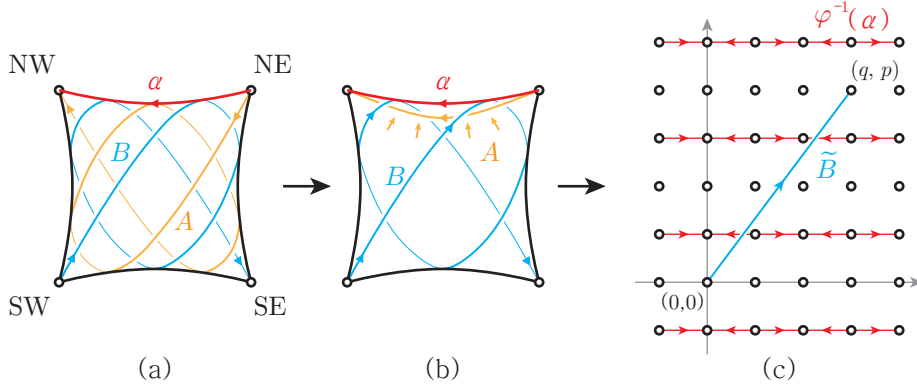


FIGURE 5. The construction of the branched covering of ∂P .

Now consider the branched covering of ∂P . Let S be the standard torus. Then there is a 2-fold branched covering map

$$\varphi_1 : S \rightarrow \partial P$$

with branch set $\{NE, NW, SE, SW\}$. This map is the quotient map by involution. Since the universal cover of S is \mathbb{R}^2 , there is a covering map

$$\varphi_2 : \mathbb{R}^2 \rightarrow S.$$

The preimage of four points $\{NE, NW, SE, SW\}$ under $\varphi_1 \circ \varphi_2$ is \mathbb{Z}^2 . Thus $\varphi = \varphi_1 \circ \varphi_2$ becomes a branched covering map with branch set $\{NE, NW, SE, SW\}$. Without loss of generality, we may assume that $(0, 0)$, $(0, 1)$, $(1, 0)$ and $(1, 1)$ of \mathbb{R}^2 are corresponding to SW , SE , NW and NE under φ , respectively. Then the line segment between $(0, 0)$ and (q, p) is the lifting \tilde{B} of the arc B in ∂P . The preimage of α is

$$\varphi^{-1}(\alpha) = \bigcup_{n,m \in \mathbb{Z}} ((n, n+1) \times \{2m+1\}).$$

Since α is an oriented arc from NE to NW, the orientation of $\varphi^{-1}(\alpha)$ appears alternately as drawn in Figure 5 (c). We assign the positive sign to an intersection point between \tilde{B} and $\varphi^{-1}(\alpha)$ if \tilde{B} crosses from

left to right based on the direction of $\varphi^{-1}(\alpha)$ at the point, and the negative sign for otherwise. Thus the sign of k -th crossing between \tilde{B} and $\varphi^{-1}(\alpha)$ is

$$(-1)^{\lfloor (2k-1)\frac{q}{p} \rfloor}.$$

We remark that each intersection point between \tilde{B} and $\varphi^{-1}(\alpha)$ including the information of the assigned sign corresponds to a full-twist between A and B in Figure 5 (b). By the definition of the linking number, it is sufficient to find that the sum of signs of all intersection points between \tilde{B} and $\varphi^{-1}(\alpha)$ to obtain the linking number of $N(T)$. Thus we obtain the result. \square

Proposition 1 shows a rigorous mathematical proof of how to obtain the linking number. However, the calculation may be complicated depending on the value of $|p|$. We provide the numerical algorithm to calculate linking numbers of rational links by using Proposition 2 which is simpler than the previous result.

Proposition 2. *For an oriented rational link, the following are satisfied.*

- (1) $lk(R_{0/1}) = 0$.
- (2) $lk(R_{p/q}) = -lk(R_{(-p)/q})$.
- (3) $lk(R_{p/q}) = lk(R_{(p+2q)/q}) - 1$.
- (4) $lk(R_{p/q}) = -lk(R_{p/(p+q)})$.

Proof. (1) A rational link $R_{0/1}$ is trivial. So $lk(R_{0/1}) = 0$.

(2) Since $R_{(-p)/q}$ has an embedding which is a mirror image of $R_{p/q}$, $lk(R_{p/q}) = -lk(R_{(-p)/q})$.

(3) Let $R_{p/q}$ be a rational link obtained from a rational tangle T as drawn in Figure 6. We further assume that the fraction of the tangle T is

$$\frac{p}{q} = a_n + \frac{1}{\cdots + \frac{1}{a_2 + \frac{1}{a_1}}}.$$

First suppose that $R_{p'/q'}$ is a rational link obtained from a rational tangle T' as drawn in Figure 6 (a). This means that the tangle T' is obtained from the tangle T by adding two horizontal twists. Thus the fraction $\frac{p'}{q'}$ of the tangle T' is

$$\frac{p'}{q'} = (a_n + 2) + \frac{1}{\cdots + \frac{1}{a_2 + \frac{1}{a_1}}} = 2 + \frac{p}{q} = \frac{p + 2q}{q}.$$

Furthermore, since the linking number increases by 1 at the two added horizontal twists, $lk(R_{p'/q'}) = lk(R_{p/q}) + 1$.

(4) Now suppose that $R_{p''/q''}$ is a rational link obtained from a rational tangle T'' as drawn in Figure 6 (b). This means that the tangle T'' is obtained from the tangle T by adding one vertical twist. Thus the fraction $\frac{p''}{q''}$ of the tangle T'' is

$$\frac{p''}{q''} = 0 + \frac{1}{1 + \frac{1}{a_n + \frac{1}{\ddots + \frac{1}{a_1}}}} = 0 + \frac{1}{1 + \frac{q}{p}} = \frac{p}{p+q}.$$

Note that the only different crossings between $R_{p/q}$ and $R_{p''/q''}$ is a self crossing. Moreover, the assigned signs of all crossings in $R_{p/q}$ are reversed in $R_{p''/q''}$. Hence $lk(R_{p/q}) = -lk(R_{p/(p+q)})$. \square

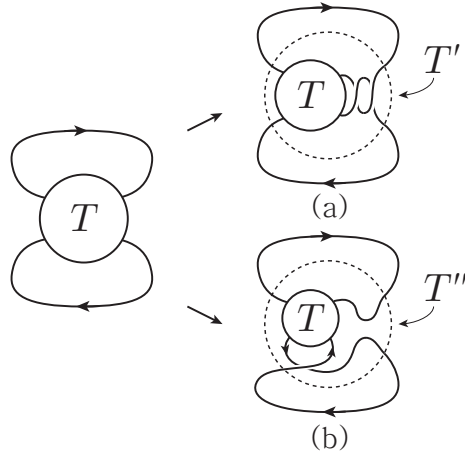


FIGURE 6. Two types of adding twists

Proposition 2 shows the difference of the linking number between a rational link obtained from the given tangle and a transformed tangle by some rules. By using this proposition, we can easily obtain the linking number of a rational link. For a rational link $R_{2n/1}$,

$$lk(R_{2n/1}) = lk(R_{2n-2/1}) + 1 = \cdots = lk(R_{0/1}) + n = n.$$

The following example shows the two ways to obtain linking numbers of rational links that are Tuler's result and the process of Proposition 2.

Example. *The linking number of $R_{26/9}$.*

First we use Tuler's result to obtain the linking number of an oriented rational link $R_{26/9}$.

$$\begin{aligned}
lk(R_{26/9}) &= \sum_{k=1}^{13} (-1)^{\lfloor (2k-1)\frac{9}{26} \rfloor} \\
&= (-1)^{\lfloor \frac{9}{26} \rfloor} + (-1)^{\lfloor \frac{27}{26} \rfloor} + (-1)^{\lfloor \frac{45}{26} \rfloor} + (-1)^{\lfloor \frac{63}{26} \rfloor} \\
&\quad + (-1)^{\lfloor \frac{81}{26} \rfloor} + (-1)^{\lfloor \frac{99}{26} \rfloor} + (-1)^{\lfloor \frac{117}{26} \rfloor} + (-1)^{\lfloor \frac{135}{26} \rfloor} \\
&\quad + (-1)^{\lfloor \frac{153}{26} \rfloor} + (-1)^{\lfloor \frac{171}{26} \rfloor} + (-1)^{\lfloor \frac{189}{26} \rfloor} + (-1)^{\lfloor \frac{207}{26} \rfloor} \\
&\quad + (-1)^{\lfloor \frac{225}{26} \rfloor} \\
&= (-1)^0 + (-1)^1 + (-1)^1 + (-1)^2 + (-1)^3 \\
&\quad + (-1)^3 + (-1)^4 + (-1)^5 + (-1)^5 + (-1)^6 \\
&\quad + (-1)^7 + (-1)^7 + (-1)^8 \\
&= -3
\end{aligned}$$

Now we use the process of Proposition 2 to obtain the linking number of an oriented rational link $R_{26/9}$.

$$\begin{aligned}
lk(R_{26/9}) &= lk(R_{8/9}) + 1 \\
&= -lk(R_{8/1}) + 1 \\
&= -(lk(R_{0/1}) + 4) + 1 = -3
\end{aligned}$$

This example shows that the process of Proposition 2 makes it easier to obtain linking numbers of rational links.

4. LINKING NUMBERS OF MONTESINOS LINKS

In this section, we deal with linking numbers of Montesinos links. Let L be a Montesinos link $M\left(\frac{p_1}{q_1}, \frac{p_2}{q_2}, \dots, \frac{p_n}{q_n} \middle| e\right)$. Recall that there are three types of rational tangles, V -, D - and H -tangle, which depend on locations of endpoints of two strands. We divide into two cases according to the existence of H -tangles in L .

4.1. The case there is an H -tangle in L .

We assume that L contains an H -tangle. If L contains exactly one H -tangle, then L is a 1-component link. So we only need to consider the case that L contains at least two H -tangles. Note that all crossings between different components are only appeared in H -tangles. We may assume that T_i is an H -tangle such that two components C and C' in L are linked at T_i . If there is another H -tangle T_j such that C and C' are linked at T_j , then L has exactly two components C and C' . This implies that if L has at least three H -tangles, then C and C' are only linked at T_i . We first give the following theorem when L has at least three H -tangles.

Theorem 3. *Let $L = M\left(\frac{p_1}{q_1}, \frac{p_2}{q_2}, \dots, \frac{p_n}{q_n} \middle| e\right)$ be a Montesinos link. Further assume that C and C' are distinct components of L . If there are at least three H -tangles in L , then the linking number of C and C' is*

$$lk(C, C') = \begin{cases} \pm lk(R_{p_k/q_k}) & \text{if } C \text{ and } C' \text{ are linked at the } \frac{p_k}{q_k}\text{-tangle} \\ 0 & \text{otherwise,} \end{cases}$$

where R_{p_k/q_k} is the rational $\frac{p_k}{q_k}$ -link.

Proof. Let C and C' be distinct components of a Montesinos link L . First suppose that C and C' are not linked. Hence the linking number between C and C' is equal to zero.

Now suppose that C and C' are linked. Note that rational tangles of L are connected in cyclic order. Since L has at least three H -tangles, we may assume that C and C' are only linked at an H -tangle, say a rational $\frac{p_k}{q_k}$ -tangle. Note that the linking number between C and C' is determined by crossings between C and C' . So, it is sufficient to check a rational $\frac{p_k}{q_k}$ -tangle to obtain $lk(C, C')$. This means that $C \cup C'$ has the same linking number as R_{p_k/q_k} in absolute value. Therefore, $lk(C, C') = \pm lk(R_{p_k/q_k})$. \square

It remains to consider the case that L contains exactly two H -tangles. Since C and C' are linked at exactly two H -tangles, we should consider all crossings in these two tangles. We give the following theorem when L has exactly two H -tangles.

Theorem 4. *Let $L = M\left(\frac{p_1}{q_1}, \frac{p_2}{q_2}, \dots, \frac{p_n}{q_n} \middle| e\right)$ be a Montesinos link such that L has exactly two H -tangles T_i and T_j . Then the linking number of L is*

$$lk(L) = \pm \left(lk(R_{p_i/q_i}) + (-1)^\sigma lk(R_{p_j/q_j}) \right),$$

where $\sigma = \sum_{k=1}^n q_k + e$.

Proof. Let L be a Montesinos link with n rational $\frac{p_i}{q_i}$ -tangles T_i and e half twists. For convenience of proof, we regard the part of e half twists to be a tangle T_{n+1} . Then T_{n+1} is a D -tangle if e is odd, and is a V -tangle if e is even. Let C_1 and C_2 be distinct components of Montesinos link L . We further assume that C_1 and C_2 are linked at T_i and T_j for $i < j$. Without loss of generality, we may assume that C_1 is a component containing T_{n+1} , and C_2 is the other.

Choose an orientation of L such that T_i has an orientation as drawn in Figure 7. Then the orientation of the other H -tangle T_j is determined by the number of D -tangles of C_1 and C_2 . In detail, the orientation of C_1 in T_j is from SW to SE if C_1 has even number of D -tangles, and from SE to SW for otherwise. Furthermore, the orientation of C_2 in T_j

is from NE to NW if C_2 has even number of D -tangles, and from NW to NE for otherwise.

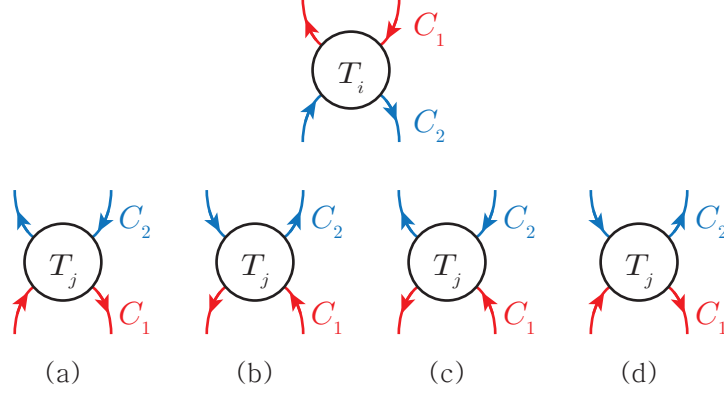


FIGURE 7. Four cases of the orientation of T_j .

Remark that the linking number between C_1 and C_2 is determined by the signs of crossings between them. The crossing between C_1 and C_2 are only appeared in T_i and T_j . The sum of signs of all crossings in T_i is equal to $lk(R_{p_i/q_i})$. For the sum of signs of all crossings in T_j , we consider the orientations of two strands consisting of T_j .

Now we have four candidates for the orientation of C_1 and C_2 in T_j as drawn in Figure 7. In the figure (a) and (b), the sum of signs of all crossings in T_j is equal to $lk(R_{p_j/q_j})$, and there are even number of D -tangles among T_1, \dots, T_{n+1} . In the figure (c) and (d), the sum of signs of all crossings in T_j is equal to $-lk(R_{p_j/q_j})$, and there are odd number of D -tangles. Note that T_{n+1} is a D -tangle when e is odd, and a V -tangle when e is even. So the number of D -tangles is congruent to $\sum_{k=1}^n q_k + e$ modulo 2. Thus the linking number of L with the chosen orientation is

$$lk(R_{p_i/q_i}) + (-1)^\sigma lk(R_{p_j/q_j}),$$

where $\sigma = \sum_{k=1}^n q_k + e$. The absolute value of the linking number is not affected by the orientation of each component. Therefore, the linking number of L is

$$lk(L) = \pm (lk(R_{p_i/q_i}) + (-1)^\sigma lk(R_{p_j/q_j})).$$

□

4.2. The cases there is no H -tangle in L .

We assume that L does not contain any H -tangle. If σ is odd then L is 1-component link where $\sigma = \sum_{k=1}^n q_k + e$. So we only need to consider that σ is even.

Theorem 5. Let $L = M\left(\frac{p_1}{q_1}, \frac{p_2}{q_2}, \dots, \frac{p_n}{q_n} \middle| e\right)$ be a 2-component Montesinos link. If there is no H -tangle in L , then the linking number of L is

$$lk(L) = \pm \left(\sum_{k=1}^n lk(R_{(q_k + e_k p_k)/p_k}) + \frac{1}{2} \left(e - \sum_{k=1}^n e_k \right) \right),$$

where $e_i = \frac{1 - (-1)^{q_i}}{2}$.

Proof. Let L be a 2-component Montesinos link which consists of n rational $\frac{p_i}{q_i}$ -tangles T_i with e half twists. We further assume that there is no H -tangle in L . Choose an orientation of L as drawn in Figure 8 (a).

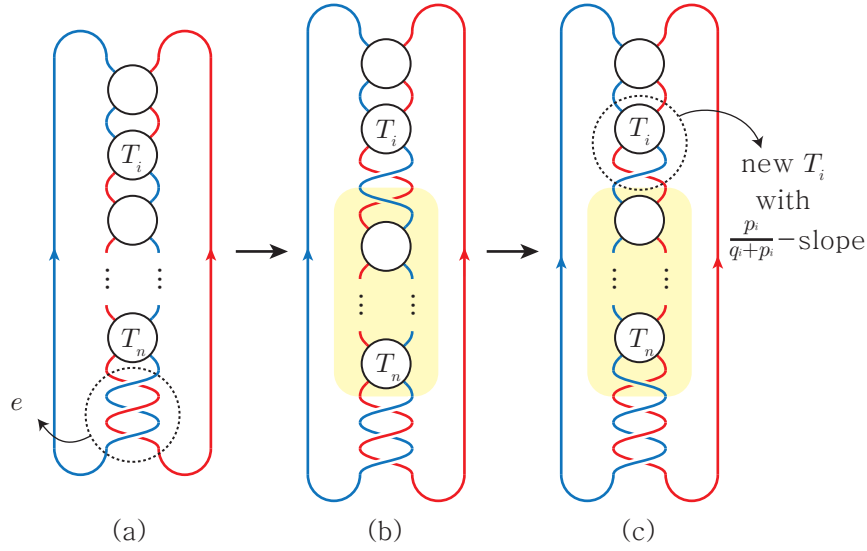


FIGURE 8. A 2-component Montesinos link with no H -tangle.

First we transform L into the form that contains no D -tangle. If there is a D -tangle T_i , then we transform it to V -tangle as the following process. We add a positive half-twist and a negative half-twist below T_i by using a type II Reidemeister move as drawn in Figure 8 (b). Use a flype the shaded region of the figure, which contains the area from the added negative twist to the tangle T_n . Since the rational tangle can be represented by the pillowcase form, every tangle in the shaded region is not changed after the flype. Then the slope of T_i is changed from $\frac{p_i}{q_i}$ to $\frac{p_i}{q_i + p_i}$, and one negative half twist is added below the T_n as drawn in Figure 8 (c). Repeat this process until there is no D -tangle. Then the slope of every rational tangle is changed from $\frac{p_i}{q_i}$ to $\frac{p_i}{q_i + e_i p_i}$ and

$\sum_{k=1}^n e_k$ negative half twists are added below the T_n , where $e_i = \frac{1 - (-1)^{q_i}}{2}$.

Remark that e_i is equal to 0 when q_i is even, and 1 when q_i is odd.

Furthermore, by combining the added negative twists and the part of e half twists, there are $e - \sum_{k=1}^n e_k$ half twists below the T_n . Therefore, L can be regarded as a new expression,

$$L = M \left(\frac{p_1}{q_1 + e_1 p_1}, \dots, \frac{p_n}{q_n + e_n p_n} \middle| e - \sum_{k=1}^n e_k \right).$$

Henceforth, we use the new expression of L which consists of only V -tangles. Then one component of L passes through every tangle from NW to SW and the other from NE to SE. Consider a rational $\frac{p}{q}$ -tangle as a pillowcase (p, q) -form as drawn in Figure 9 (a). Rotate the tangle through an angle $\frac{\pi}{2}$ in the clockwise direction. Then (p, q) -form is changed to $(-q, p)$ -form as drawn in Figure 9 (b). Note that a rational link with $(-q, p)$ -form is $R_{(-q)/p}$. This means that the sum of signs of all crossings between different components of $(-q, p)$ -form is equal to $-2lk(R_{q/p})$ when the pillowcase form has the same orientation as Figure 9 (c).

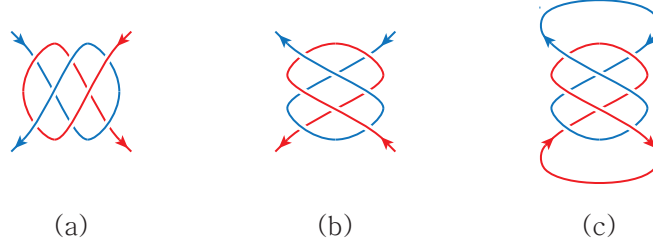


FIGURE 9. (a) a pillowcase form of $\frac{p}{q}$ -tangle, (b) rotated $\frac{p}{q}$ -tangle, (c) the oriented rational link $R_{(-q)/p}$.

Considering the difference in orientation between a tangle in Figure 9 (a) and a link in Figure 9 (c), the sum of signs of all crossings between different components in the tangle is equal to $2lk(R_{q/p})$. Therefore the sum of signs of all crossings between different components in L is equal to

$$\sum_{k=1}^n 2lk(R_{(q_k + e_k p_k)/p_k}) + \left(e - \sum_{k=1}^n e_k \right).$$

The absolute value of the linking number is not affected by the orientation of each component. Therefore, the linking number of L is

$$lk(L) = \pm \left(\sum_{k=1}^n lk(R_{(q_k + e_k p_k)/p_k}) + \frac{1}{2} \left(e - \sum_{k=1}^n e_k \right) \right).$$

□

ACKNOWLEDGEMENT

The first author(Hyoungjun Kim) was supported by the National Research Foundation of Korea (NRF) grant funded by the Korea government Ministry of Science and ICT(NRF-2021R1C1C1012299 and NRF-2022M3J6A1063595). The corresponding author(Sungjong No) was supported by the National Research Foundation of Korea(NRF) grant funded by the Korea government Ministry of Science and ICT(NRF-2020R1G1A1A01101724). The third author (Hyungkee Yoo) was supported by Basic Science Research Program of the National Research Foundation of Korea (NRF) grant funded by the Korea government Ministry of Education (RS-2023-00244488).

REFERENCES

- [1] C. Adams, *The Knot Book: An Elementary Introduction to the Mathematical Theory of Knots*, W.H.Freeman, New York 1994.
- [2] P. Cromwell, *Knots and links*, Cambridge University Press, Cambridge 2004.
- [3] H. Kim and S. No, *Circuit presentation and lattice stick number with exactly four z -sticks*, J. Knot Theory Ramifications **27** (2018) No. 1850046.
- [4] D. Rolfsen, *Knots and Links*, Publish or Perish, 1976.
- [5] R. Tuler, *On the linking number of a 2-bridge link*, Bulletin of the London Mathematical Society **13** (1981) 540–544.

INSTITUTE OF DATA SCIENCE, KOREA UNIVERSITY, SEOUL 02841, KOREA
Email address: kimhjun@korea.ac.kr

DEPARTMENT OF MATHEMATICS, KYONGGI UNIVERSITY, SUWON 16227, KOREA
Email address: sungjongno@kgu.ac.kr

DEPARTMENT OF MATHEMATICS EDUCATION, SUNCHON NATIONAL UNIVERSITY, SUNCHON 57922, KOREA
Email address: hyungkee@scnu.ac.kr