

# NONCOMPACT SURFACES, TRIANGULATIONS AND RIGIDITY

STEPHEN C. POWER

ABSTRACT. Every noncompact surface is shown to have a (3,6)-tight triangulation and a characterisation of such triangulations is given in terms of length constraints on the boundary walks of superfaces of a given genus. Applications are given to the generic rigidity of associated countable bar-joint frameworks in  $\mathbb{R}^3$ . In particular, every noncompact surface has a (3,6)-tight triangulation that is minimally 3-rigid. A proof of Kerékjártó's classification of noncompact surfaces is also given.

## 1. INTRODUCTION

Perhaps the first example of a noncompact surface that springs to mind is a sphere, torus or Klein bottle, with several points or closed discs removed. Further examples are given by unbounded surfaces, such as an infinite cylinder with infinitely many handles, and by more exotic variations obtained by deleting a closed totally disconnected subset. We show that every noncompact surface has a triangulation whose underlying graph is a countable union of finite (3,6)-tight graphs, in the sense of Definition 4.1. This is first done in a constructive way, with moves that preserve minimal 3-rigidity as well as (3,6)-tightness. A second nonconstructive proof follows from a characterisation of general (3,6)-tight triangulations of compact surfaces.

For compact surfaces without boundary the Euler formulae imply that only the sphere has a (3,6)-tight triangulation; the (3,6)-tight cellular embedded graphs  $G \subset S$  of other compact surfaces necessarily have a number of nontriangular faces. If the boundary walks of these faces happen to be disjoint cycles of  $G$  then  $G$  may be regarded as a (3,6)-tight triangulation of the compact bordered surface formed by the excision of these faces.

A motivation for determining (3,6)-sparse and (3,6)-tight triangulations of noncompact surfaces comes from their relevance to the rigidity or otherwise of infinite triangulated bar-joint frameworks in  $\mathbb{R}^3$ . A finite connected bar-joint framework  $(G, p)$  in  $\mathbb{R}^3$ , with joints located generically, is minimally rigid if it is rigid (infinitesimally or continuously) and if removing any edge results in a framework that is flexible. If this is the case we say, without ambiguity, that the graph is minimally 3-rigid. A necessary condition for this, although not a sufficient one, is that  $G$  is a (3,6)-tight. The origins of such graph rigidity can be traced back to Cauchy's proof in 1813 that a convex polyhedron in  $\mathbb{R}^3$  is a continuously rigid plate-and-hinge structure [2], and to Maxwell's 1864 observation that the structure graph of a rigid bar-joint framework must obey certain counting rules [13].

In the construction of triangulation indicated above we make use of certain model surfaces  $S_\gamma$  and the fact that every noncompact surface is homeomorphic to an  $S_\gamma$ . Such a model surface is a topological connected sum of low genus compact bordered surfaces

---

MSC2020 *Mathematics Subject Classification.* 52C25, 05C10  
March 29, 2024 .

where the structure graph of the connections is a countable tree. The initial bordered surface is one of  $\mathbb{S}_0 \setminus \mathbb{D}$ ,  $\mathbb{S}_1 \setminus \mathbb{D}$  and  $\mathbb{P} \setminus \mathbb{D}$ , and the other components are  $\mathbb{S}_0 \setminus 2\mathbb{D}$ ,  $\mathbb{S}_1 \setminus 2\mathbb{D}$ ,  $\mathbb{P} \setminus 2\mathbb{D}$  and branching surfaces, such as  $\mathbb{S}_0 \setminus 3\mathbb{D}$ . Here,  $\mathbb{S}_0, \mathbb{S}_1$  are the sphere and torus,  $\mathbb{P}$  is the projective plane, and  $2\mathbb{D}$  denotes the union of the interiors of 2 disjoint embedded closed discs.

As a separate application of model surfaces we give a short proof of Kerékjártó's 1923 classification of noncompact surfaces [10]. This has also been given in detail in Richards [16]. The ingredients of the proof concern the manner in which  $S$  is the union of an inclusion chain of compact bordered surfaces together with the distribution of genus, in terms of the distribution of handles and crosscaps, within these subsurfaces.

The development is organised as follows. In Section 2 we define the model surfaces and show that every noncompact surface is homeomorphic to a model surface. In Section 3 we define various homeomorphism invariants, such as the totally disconnected Hausdorff space  $\beta(S)$ , known as the *ideal boundary* of  $S$ , and we prove Kerékjártó's theorem. Theorem 3.2 shows that the model surfaces  $S_\gamma$  cover all the invariants of Kerékjártó's classification scheme, and so they may be viewed as an alternative to Richards' constructed surfaces in the proof of Theorem 2 of [16]. In Section 4 we show that every noncompact surface has a (3,6)-tight triangulation obtained by a countable construction sequence. This involves vertex-splitting moves, Henneberg 0-extension moves and joins with appropriately sparse triangulations of low genus compact bordered surfaces. In Section 5 the identification of general (3,6)-triangulations  $G \subset S$  is given in terms of length constraints on the boundary walks of superfaces of a given genus. In the final section, exploiting the fact that the construction moves above preserve minimal 3-rigidity, we give applications to the generic rigidity of associated infinite bar-joint frameworks.

For a broad background on compact surfaces, embedded graphs and triangulations see Gross and Tucker [7] and Mohar and Thomassen [14]. Graver et al [6] give the generic rigidity theory of finite bar-joint frameworks. Generic rigidity for infinite frameworks is considered, for example, in [11], [12] and [9].

## 2. THE MODEL SURFACES $S_\gamma$

A *surface* is a pathwise connected metrizable Hausdorff space for which every point has a neighbourhood that is homeomorphic to the open disc  $\mathbb{D}$ . Examples of compact surfaces are obtained by gluing in a pairwise manner the sides of several polygons whose total side count is even. In this case the (paired) edges provide an embedded graph in the compact surface, the faces of which are cellular, that is, homeomorphic to open discs. Since the polygons may be partitioned into triangles such a surface is said to be triangulable, or to be a triangulated surface. In fact every compact surface is homeomorphic to a triangulated surface [18] and it follows readily from this that every noncompact surface admits a triangulation.

A *subsurface* of a surface  $S$  (either compact or noncompact) is a pathwise connected set in  $S$  that is closed in  $S$  with boundary consisting of a *finite* number of disjoint closed curves. We also refer to a subsurface of  $S$  as a *bordered surface* or *bordered subsurface*. The *genus*  $g = g(S)$  of  $S$  is defined to be either the maximum of the genus of a compact bordered subsurface of  $S$  or to be infinity if there is no finite maximum. We recall that the

reduced genus  $g_r(A)$  of a compact bordered surface  $A$  is equal to  $g(A)$  if  $A$  is orientable and to  $g(A)/2$  otherwise.

The classification theorem for compact surfaces asserts that each such surface is homeomorphic to either a sphere with  $g \geq 0$  added handles, or to a sphere with  $g \geq 1$  added crosscaps [7], [14]. We now consider a family of noncompact surfaces that admit countable additions of handles and crosscaps in a structured manner.

**2.1. The surfaces  $S_\gamma$ .** Let  $T_{\text{bin}} = (V_{\text{bin}}, E_{\text{bin}})$  be the binary tree associated with the usual construction of the middle thirds Cantor set  $C$  in  $[0, 1]$ . A natural labelling of the vertices is by the symbols

$$s = \phi, 0, 2, 00, 02, 20, 22, 000, \dots, 222, 0000 \dots$$

where the digit symbols  $s$  of length  $|s| = k$  label the closed intervals  $I_s$  of length  $3^{-k}$  in the construction. Thus the vertex  $v_s$  of the tree at level  $k$  is adjacent to  $v_{s_0}$  and  $v_{s_2}$  at level  $k + 1$ . Since  $C$  consists of the points  $x$  in  $[0, 1]$  with a ternary expansion  $0.s_1s_2\dots$ , with  $s_k = 0$  or  $2$ , there is a bijection between  $C$  and the infinite downward directed paths with source vertex  $v_\phi$  associated with such ternary expansions.

Let  $\mathbb{S}_0, \mathbb{S}_1$  be the sphere and the torus respectively, let  $\mathbb{P}$  be the real projective plane, and denote the connected sum surface of a pair  $S_a, S_b$  of these spaces as  $S_a + S_b$ . This sum is obtained by excising the interior of embedded closed discs  $D_a$  in  $S_a$  and  $D_b$  in  $S_b$  and gluing the results together at the resulting boundary cycles. For multiple connected sums, such as  $S_a + S_b + S_c + S_d$ , it is assumed that the connected sum arises from a pairs of disjoint excision disks in  $S_b$  and in  $S_c$ . Similarly we may define the infinite connected sum  $S = \sum_{k=1}^{\infty} S_k$  with  $S_k \in \{\mathbb{S}_0, \mathbb{S}_1, \mathbb{P}\}$  for each  $k$ . This noncompact surface is the union of the compact bordered surfaces

$$S^n = \left( \sum_{k=1}^{n-1} S_k \right) + (S_n \setminus D_n^0), \quad n = 2, 3, \dots$$

Here  $D_n^0$  is the interior of the “exit” deletion disc for  $S_n$  in preparation for the connected sum with  $S_{n+1}$ . Thus,  $\sum_{\mathbb{N}} \mathbb{S}_0$  is homeomorphic to the plane.

Suppose now that  $T = (V, E)$  is a countable subtree of  $T_{\text{bin}}$  with  $v_\phi \in V$  and with map  $\gamma : V \rightarrow \{\mathbb{S}_0, \mathbb{S}_1, \mathbb{P}\}$ . Define similarly the noncompact surface  $S_\gamma$  as the infinite connected sum  $S_\gamma = \sum_{v \in V} \gamma(v)$ . More precisely, each vertex of  $T$  is either a terminal vertex, with degree  $r = 1$ , or a vertex of degree  $r = 2$  or  $3$ . In each case the connected sum with  $\gamma(v)$  is formed with  $r$  excision discs. Once again for  $n \geq 0$  the surface  $S_\gamma$  has a compact bordered subsurface  $S_\gamma^n$  associated with the truncation of the tree  $T$  at level  $n$ . Also the complement  $S_\gamma \setminus S_\gamma^n$  has closure equal to a union of disjoint bordered surfaces, each with a single cycle as boundary.

The model surfaces above are connected sums over countable trees with vertex degrees bounded by 3. However, since the concatenations of the branching surface  $\mathbb{S} \setminus 2\mathbb{D}$  (see Figure 1) yields general branching surfaces of the form  $\mathbb{S} \setminus r\mathbb{D}$  it is clear that the surfaces  $S_\gamma$  include, up to homeomorphism, similar infinite connected sums over a general countable directed tree.

**Example 2.1.** (i) Let  $T$ , as a downward directed tree with source  $v_\phi$ , have no terminal vertices and let  $\gamma(v) = \mathbb{S}_0$  for all vertices  $v$ . If there are only finitely many infinite directed paths  $\pi$ , with source  $v_\phi$ , then  $C_T$  is a finite set and  $S_\gamma$  is homeomorphic to the sphere with

finitely many points deleted. In this case triangulations  $G \subset S$  and the generic rigidity and flexibility of their bar-joint frameworks are considered in Kitson and Power [12].

(ii) If  $T = T_{\text{bin}}$  and  $\gamma(v) = \mathbb{S}_0$  for every vertex then  $S_\gamma$  is homeomorphic to  $\mathbb{S}_0 \setminus X$  where  $X$  is homeomorphic to a Cantor set.

(iii) Let  $T$  have no terminal vertices and let  $C_T$  be the set  $\{z_1, z_2, \dots\} \cup \{z_\infty\}$  with a single accumulation point, namely  $z_\infty$ , for the relative topology as a subset of  $C$ . Let  $\pi$  be the path for  $z_\infty$  and let  $\gamma(v) = \mathbb{S}_1$  for all vertices of  $\pi$  and  $\gamma(v) = \mathbb{S}_0$  for all other vertices. Then  $S_\gamma$  has infinite genus and is homeomorphic to the unit sphere modified by (i), the deletion of a convergent sequence of distinct points together with the limit point  $z_*$ , and (ii), the addition of a sequence of diminishing handles that cluster at  $z_*$ .

We also note the following.

(A) The surface  $S_\gamma$  may be viewed in various ways as the union of compact bordered surfaces with disjoint interiors. For example, let  $T(v, n, m)$ , for  $m > n$ , be the finite subtree of the tree  $T$  with source vertex  $v$  at level  $n > 0$  and all the possible vertices on the paths from  $v$  up to level  $m$ . Then the restriction of a given map  $\gamma$  for  $T$  to these vertices determines a compact bordered surface  $S(v, n, m)$  whose boundary has a single ‘‘entrance cycle’’ and  $r$  ‘‘exit cycles’’, where  $r$  is the number of terminal vertices of  $T(v, n, m)$ . Also the reduced genus of this bordered surface is the sum of the values  $g_r(\gamma(w))$  over the vertices of  $T(v, n, m)$  at levels  $n, n+1, \dots, m-1$ , where  $g_r(\mathbb{S}_0) = 0, g_r(\mathbb{P}) = 1/2, g_r(\mathbb{S}_1) = 1$ .

(B) The classification of compact bordered surfaces  $\mathcal{S}$  ensures that if  $\mathcal{S}$  has  $r+1$  boundary cycles, with a distinguished entrance cycle and  $r$  exit cycles, then  $\mathcal{S}$  is homeomorphic to a surface of the form  $S(v, n, m)$  where the homeomorphism matches the distinguished entrance cycle.

**Theorem 2.2.** *Each noncompact surface  $S$  is homeomorphic to a surface  $S_\gamma$ .*

*Proof.* Assume, for topological convenience, that  $G \subset S$  is a triangulation of  $S$ . Since  $G$  is a countable union it follows that  $S$  is the union of an inclusion chain of connected compact subsets  $A_1 \subset A_2 \subset \dots$ , each of which is the closure of the union of a finite set of faces of  $G$  and we may assume that  $A_n$  is contained in the interior of  $A_{n+1}$  for all  $n$ . However,  $A_1$  need not be a compact bordered subsurface. In fact the boundary of  $A_1$  corresponds to a collection of closed boundary walks for the nontriangular faces its the embedded subgraph of  $G$ , denoted  $G(A_1)$ , and the boundary walks may have repeated vertices or shared vertices. To remedy this we construct an enlargement of  $A_1$  in a sufficiently small neighbourhood of the boundary that is a bordered surface. This can be done, together with the construction of a refined triangulation  $G'$  of  $S$ , by performing barycentric subdivision on all the faces of  $G$  that are incident to a vertex of a particular closed boundary walk  $c$ . Adding further edges to neighbouring faces determines the triangulation  $G'$  and the boundary walk  $c$  is effectively replaced by a cycle of edges disjoint from the other boundary walks. Repeating this for the remaining closed boundary results a new triangulation and the bordered surface  $A'_1$ .

We next enlarge  $A'_1$  further in order to construct a compact bordered surface  $A''_1$  containing  $A'_1$  with the additional property that each component of the closure of  $S \setminus A''_1$ , has boundary consisting of a *single* boundary cycle of  $A''_1$ . Suppose, for example, that  $U$  is a component whose boundary consists of 2 boundary cycles,  $c_1, c_2$  of  $A'_1$ . Then there are

faces  $F_1, F_2, \dots, F_r$  in the interior of  $U$  forming a path between edges  $e_1, e_2$  in  $c_1, c_2$  respectively in the following sense:  $e_1$  is an edge of  $F_1$ ,  $e_2$  is an edge of  $F_r$ , and each pair  $F_i, F_{i+1}$  share a single edge. Augmenting the faces of  $A_1'$  by these faces determines a new compact bordered surface with a single boundary curve replacing  $c_1, c_2$ . Repeating this construction gives the desired compact bordered surface  $A_1''$ , with the components of the complement being in bijective correspondence with the boundary cycles of  $A_1''$ .

Repeating such constructions we obtain an inclusion chain of compact bordered surfaces  $B_1 \subset B_2 \subset \dots$ , together with an associated triangulation such that for each  $n$  the components of  $S \setminus B_n$  have closures that are subsurfaces with a single boundary cycle. This chain determines a general directed tree  $T = (V, E)$  where, (i) the vertices at level  $n$  are labelled by the boundary cycles of  $B_n$ , (ii) a single source vertex is adjacent to vertices at level 1, (iii) a vertex  $v$  at level  $n$  is either a terminal vertex or is adjacent to vertices  $v'$  at level  $n + 1$  where the boundary cycle for  $v'$  is contained in the component of the complement of  $B_n$  with boundary cycle labelled by  $v$ . We see then that  $S$  is the infinite union of  $B_1$  and the compact bordered subsurfaces that form the connected components of  $S_n = (B_{n+1} \setminus B_n)^-$  for  $n = 1, 2, \dots$ . Such a component bordered subsurface,  $\mathcal{S}$  say, has a distinguished entrance boundary cycle and a number, say  $r_n$ , of exit boundary cycles. In particular, noting (B) above,  $\mathcal{S}$  is homeomorphic to a topological connected sum of the form

$$(\mathcal{S}_1 \setminus \mathbb{D}) + \mathcal{S}_2 + \mathcal{S}_3 + \dots + \mathcal{S}_{t-1} + (\mathcal{S}_t \setminus r_n \mathbb{D}),$$

where each  $\mathcal{S}_i$  is one of  $\mathbb{S}_0, \mathbb{S}_1, \mathbb{P}$ . Combining these homeomorphisms, essentially by concatenations, it follows that  $S$  is homeomorphic to a surface  $S_\gamma$ .  $\square$

The proof above corresponds to the construction given in Ahlfors and Sario [1] of a so-called *canonical exhaustion* of a noncompact surface by an inclusion chain of bordered surfaces.

### 3. KERÉKJÁRTÓ'S THEOREM

We give a short proof of Kerékjártó's classification theorem for noncompact surfaces that is broadly similar to Richards' proof [16] but with some economies through the use of the model surfaces and Theorem 2.2. We remark that Goldman [5] has given an algebraic proof involving the calculation of singular homology groups.

A noncompact surface  $S$  is said to be *orientable* if every compact bordered subsurface is orientable and to be *infinitely nonorientable* if there is no compact bordered subsurface  $A$  for which every component of  $S \setminus A$  is orientable.

If  $S$  fails to be orientable or infinitely nonorientable then it is said to be of *odd* or *even nonorientability type* according to whether every sufficiently large compact subsurface contains an odd or even number of cross caps. This may also be expressed in terms of the reduced genus, where even (resp. odd) nonorientability type holds if every sufficiently large compact bordered subsurface  $A$  is nonorientable and has integral (resp. nonintegral) reduced genus. In all our considerations we do not in fact need to know that the odd/even nonorientability types are distinct properties up to homeomorphism but this is the case for reasons of cobordism. Consider, for example, the nonorientable connected sum surfaces

$$S_1 = \mathbb{P} + \sum_{\mathbb{N}} \mathbb{S}_1, \quad S_2 = \mathbb{P} + \mathbb{P} + \sum_{\mathbb{N}} \mathbb{S}_1, \quad S_3 = \mathbb{P} + \mathbb{P} + \mathbb{P} + \sum_{\mathbb{N}} \mathbb{S}_1,$$

with infinite genus. Then it follows that  $S_1$  and  $S_3$  are homeomorphic since  $\mathbb{P} + \mathbb{S}_1$  and  $\mathbb{P} + \mathbb{P} + \mathbb{P}$  are homeomorphic. On the other hand there is no compact nonorientable bordered subsurface  $A$  of  $S_2$  with  $g_r(A) = 1/2$  and a single boundary curve, whose complementary surface  $S_2 \setminus A$  is orientable and so  $S_1, S_2$  are not homeomorphic.

The *ideal boundary* of  $S$  is defined as a set of equivalence classes of so-called *boundary components* of  $S$ . Such a component is a decreasing sequence  $p = (P_n)$  of pathwise connected noncompact sets,  $p = P_1 \supset P_2 \supset \dots$ , such that, (i) the boundary of  $P_i$  in  $S$  is a set of disjoint cycles, (ii) for each compact subset  $A$  the intersection  $A \cap P_n$  is empty for sufficiently large  $n$ . The boundary components  $p = (P_n)$  and  $p' = (P'_n)$  are said to be *equivalent* if for any  $n$  the inclusion  $P_n \subseteq P'_N$  holds for some  $N$  as well as vice versa. The ideal boundary  $\beta(S)$  is then the set of these equivalence classes. A class  $p^*$  is also known as an *end* of the surface.

The ideal boundary is topologised in the following manner. For any set  $U$  in  $S$  whose boundary in  $S$  is compact the set  $U^*$  is defined as the set of all boundary components  $p^*$ , represented by a sequence  $p = P_1 \supseteq P_2 \supseteq \dots$ , such that  $P_n \subset U$  for  $n$  sufficiently large. The collection  $U^*$  is a basis for the topology of  $\beta(S)$  and it can be shown that  $\beta(S)$  is a nonempty compact, separable and totally disconnected topological space. See also Section 37 of [1].

Returning to the model surfaces  $S_\gamma$ , we see from the countability of the tree  $T$  that there is a subset  $C_T$  of the middle thirds Cantor set  $C$  that is determined by the directed paths  $\pi$  of  $T$  of infinite length. This is the set of points  $x = 0.s_1s_2\dots$  with ternary expansions associated with these paths, and, with the relative topology, is a compact totally disconnected nonempty subset of  $C$ . It is routine to show that the equivalence classes  $p^*$  are in bijective correspondence with the paths  $\pi$  and that the ideal boundary  $\beta(S_\gamma)$  is homeomorphic to  $C_T$ .

Let  $P$  be a pathwise connected noncompact subset of  $S$ . It is said to be *planar* if it is homeomorphic to a subset of the plane.

**Definition 3.1.** A point  $p^*$  in  $\beta(S)$  represented by  $p = P_1 \supset P_2 \supset \dots$  is planar (resp. orientable) if the sets  $P_n$  are planar (resp. orientable) for all sufficiently large  $n$ . The subset  $\beta'(S)$  (resp.  $\beta''(S)$ ) consists of the points  $p^*$  that are not planar (resp. not orientable).

The subset  $\beta'(S_\gamma)$  of nonplanar points is readily identifiable as the subset  $C'_T$  of points  $x$  in  $C_T$  whose paths  $\pi$  have vertices that are sources of directed paths that include a vertex  $w$  with  $\gamma(w) \neq \mathbb{S}_0$ . In particular this is possible even with  $\gamma(v) = \mathbb{S}_0$  for all the vertices of  $\pi$ .

Let us compare the surface  $S_\gamma$  of Example 2.1(iii) with  $S_\mu$  where  $\mu$  is defined on the same tree  $T$  with  $\mu(v) = \mathbb{P}$  if and only if  $v$  is adjacent to a vertex of  $\pi$  although not itself a vertex of  $\pi$ . Thus every directed path of the tree has just one vertex with  $\mu$ -value equal to  $\mathbb{P}$ . There is a natural identification of  $\beta(S_\gamma)$  and  $\beta(S_\mu)$  with the set  $C_T$  of infinite paths of  $T$ . Also, the set of planar points of  $\beta(S_\gamma)$  (resp.  $\beta(S_\mu)$ ) is the open set that is the union of the clopen set of all paths that pass through a vertex all of whose successors have  $\gamma$ -value (resp.  $\mu$ -value) equal to  $\mathbb{S}_0$ . It follows that these sets coincide and so the complements,  $\beta'(S_\gamma), \beta'(S_\mu)$  are equal. Similarly,  $\beta''(S_\gamma) = \beta''(S_\mu)$ . It follows readily that  $S_\gamma$  and  $S_\mu$  are homeomorphic by virtue of the fact that (i), they can be viewed as the union of component compact bordered surfaces (as in the note (A)), with components associated with finite subtrees of  $T$ , and (ii), where corresponding bordered surfaces are homeomorphic.

**Theorem 3.2.** *Let  $(X, Y, Z)$  be a triple of compact, separable, totally disconnected spaces with  $X \supset Y \supset Z$ . Then there is a noncompact surface  $S$  such that the triple  $(X, Y, Z)$  is topologically equivalent to  $\beta(S) \supset \beta'(S) \supset \beta''(S)$  by means of a homeomorphism from  $X$  to  $\beta(S)$ .*

*Proof.* It is well-known that any compact, separable, totally disconnected space  $X$  is homeomorphic to a subset of the Cantor set  $C$ , and so we may assume that  $X$ , and also  $Y$  and  $Z$ , are subsets of  $C$ . Let  $T$  be the subtree of  $T_{\text{bin}}$  corresponding to  $X$  and suppose first that  $Y \neq X, Z \neq Y$  and  $Z \neq \emptyset$ .

For a point  $z$  in  $Z$  with path  $\pi_z$  define  $\gamma(w) = \mathbb{P}_1$  for all vertices  $w$  of  $\pi_z$ . For  $y$  in  $Y \setminus Z$  with path  $\pi_y$  define  $\gamma(u) = \mathbb{S}_1$  for all the vertices  $u$  of  $\pi_y$  for which  $\gamma(u)$  is not defined. Finally, for  $x$  in  $X \setminus Y$  with path  $\pi_x$  define  $\gamma(v) = \mathbb{S}_0$  for all the vertices  $v$  of  $\pi_x$  for which  $\gamma(v)$  is not yet defined. Now  $\gamma$  is fully defined and it follows readily from the definitions that  $\beta(S_\gamma) = X, \beta'(S_\gamma) = Y, \beta''(S_\gamma) = Z$ . In view of our remarks and examples concerning odd and even nonorientability types the other cases are similarly straightforward.  $\square$

The triple  $\beta(S) \supset \beta'(S) \supset \beta''(S)$  is a homeomorphism invariant. To obtain a complete set of classifying invariants it turns out that it is sufficient to add the (possibly infinite) genus and the orientability type, of which there are four possibilities. This is Kerékjártó's theorem.

**Theorem 3.3.** *Let  $S_1$  and  $S_2$  be noncompact surfaces having the same genus and the same orientability type. Then  $S_1$  is homeomorphic to  $S_2$  if and only if there is a homeomorphism  $\phi : \beta(S_1) \rightarrow \beta(S_2)$  such that  $\phi(\beta'(S_1)) = \phi(\beta'(S_2))$  and  $\phi(\beta''(S_1)) = \phi(\beta''(S_2))$ .*

*Proof.* We may assume that the surfaces are  $S_\gamma$  and  $S_\mu$  with trees  $T_\gamma$  and  $T_\mu$ , that they are of the same genus and orientability type, and that the triples  $\beta(S_\gamma) \supset \beta'(S_\gamma) \supset \beta''(S_\gamma)$  and  $\beta(S_\mu) \supset \beta'(S_\mu) \supset \beta''(S_\mu)$  coincide as triples of subsets of  $C$ . In particular the directed subtrees  $T_\gamma^\infty$  and  $T_\mu^\infty$  determined by the directed infinite paths with source  $v_\phi$  are identical. We claim that it follows from these assumptions that there is an inclusion chain  $(T_\gamma^n)$  (resp.  $(T_\mu^n)$ ) of finite subtrees of  $T_\gamma$  (resp.  $T_\mu$ ), where the orientability type and total reduced genus of the restriction  $\gamma$  to  $T_\gamma^n$  agrees with that of the restriction of  $\mu$  to  $T_\mu^n$ . The *total reduced genus* for  $T_\gamma^n$  is by definition the sum of  $g_r(\gamma(v))$  over the vertices  $v$  of  $T_\gamma^n$ . The claim is purely combinatorial and follows from examination of the various cases. The subtree inclusion chains determine compact bordered surface inclusion chains,  $B_1 \subset B_2 \subset \dots$  and  $C_1 \subset C_2 \subset \dots$  for which there exists a sequence of homeomorphisms  $\alpha_k : B_k \rightarrow C_k$  (respecting entrance and exit cycles) where for all  $k$  the restriction of  $\alpha_{k+1}$  to  $B_k$  is equal to  $\alpha_k$ . This completes the determination of the desired homeomorphism.  $\square$

#### 4. TRIANGULATIONS OF NONCOMPACT SURFACES

We now show that every noncompact surface  $S$  has a (3,6)-tight triangulation in the sense of the next definition. This is done in a constructive manner, in the setting of a model surface, by means of moves corresponding to Henneberg 0-extension, vertex-splitting and finite graph substitutions.

The Maxwell count  $f(G)$  of a finite graph  $G = (V, E)$  is  $3|V| - |E|$ .

**Definition 4.1.** (i) A finite graph is (3,6)-*sparse* if it satisfies the local count  $f(G') \geq 6$  for each subgraph  $G' = (V', E')$  with at least 3 vertices and is (3,6)-*tight* if in addition

$f(G) = 6$ . (ii) A countable graph  $G$  is  $(3,6)$ -sparse (resp.  $(3,6)$ -tight) if there exists a tower  $G_1 \subset G_2 \subset \dots$  of finite  $(3,6)$ -sparse subgraphs (resp.  $(3,6)$ -tight subgraphs) whose union is  $G$ .

**4.1. Constructive  $(3,6)$ -tight triangulations.** The surface  $\mathbb{S}_0 \setminus 3\mathbb{D}$  with boundary  $\partial B$  consisting of disjoint cycles  $a, b, c$  is depicted in Figure 1. We refer to this surface (known also as topological pants) as a *branching surface*. The next lemma will enable the extensions of finite  $(3,6)$ -tight triangulations that correspond to the branching aspect of a binary tree.

The Hennenberg 0-extension move, in the context of  $(3,6)$ -tight graphs, is the graph move  $G \rightarrow G'$  that adds a single vertex  $v$  of degree 3 and edges  $w_1v, w_2v, w_3v$  with  $w_1, w_2, w_3$  distinct vertices of  $G$ . For surface embedded graphs a 0-extension move can be used to introduce a vertex of degree 3 in a face and in this way we may replace a nontriangular face by new faces.

**Lemma 4.2.** *let  $G$  be a  $(3,6)$ -tight graph with a cycle  $d$  of length  $|d| \geq 3$ . Then for any values of  $|b| \geq 3, |c| \geq 3$  with  $|d| - 3 = |b| - 3 + |c| - 3$  there is a triangulation  $H$  of  $B = \mathbb{S}_0 \setminus 3\mathbb{D}$ , with boundary cycles  $a, b, c$  of lengths  $|a|, |b|, |c|$  with  $|a| = |d|$  such that the join  $G^+ = G \cup_{a=a} H$  is  $(3,6)$ -tight. Moreover, there exist such triangulations  $H$  that may be obtained from the cycle  $d$  by 0-extension moves.*

*Proof.* Apply a 0-extension move to the graph of the cycle  $d$ , viewed as a planar graph, as illustrated in Figure 2(i), to create further cycles  $b', c'$  of lengths  $|b'| = |b|, |c'| = |c|$ . Apply further 0-extension moves, within the face for the  $b'$ -cycle to obtain a cycle  $b$ , of the same length, that is disjoint from the cycle  $d$ , as illustrated in Figure 2(ii). Doing the same for  $c'$  we obtain a triangulation  $H$  of  $\mathbb{S}_0 \setminus 3\mathbb{D}$ . The 0-extension move preserves  $(3,6)$ -sparsity and  $(3,6)$ -tightness. Thus the proof of the lemma is completed on observing that  $G^+$  is constructed from  $G$  by 0-extension moves.  $\square$

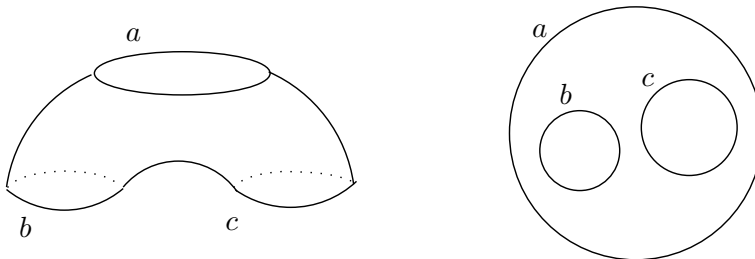


FIGURE 1. Depictions of the branching surface  $B = \mathbb{S}_0 \setminus 3\mathbb{D}$ .

Lemma 4.2 has a simple generalisation to the branching surface with  $\mathbb{S}_0 \setminus (m+1)\mathbb{D}$  with  $m \geq 2$  exit cycles. In particular, from a single  $(3,6)$ -tight “block” one can construct a so-called *block and hole graph*, with 1 block and  $m$  holes, that is  $(3,6)$ -tight. For simplicity we define the block specifically as the  $(3,6)$ -tight graph obtained from an  $r$ -cycle, with  $r \geq 3$ , by adding two vertices and the  $2r$  edges from the  $r$ -cycle vertices to the added



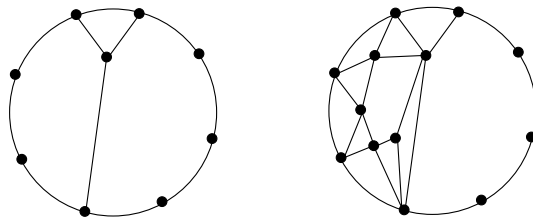


FIGURE 2. (i) A Hennenberg 0-extension move adding a vertex of degree 3 and 3 incident edges to an 8-cycle. (ii) Further 0-extension moves giving a 5-cycle that is disjoint from the 8-cycle.

vertices. This block graph is also known as a *discus graph*  $\mathcal{D}_r$ , with perimeter of  $r$  edges. See also Remark 4.6.

The following elementary substitution lemma features in the proof of Lemma 4.4 and is useful for sequential constructions. It has a companion lemma, with the (3,6)-tight condition replaced by minimal 3-rigidity, that we make use of in Section 6.

**Lemma 4.3.** *Let  $A, A'$  be compact bordered surfaces, let  $G \subset A, G' \subset A'$  be (3,6)-tight triangulations, and let  $d, d'$  be cycles of edges of  $G, G'$  corresponding to one of the boundary cycles of  $A, A'$ . Suppose that  $B$  is a compact bordered surface with a triangulation  $H$  with a boundary cycle  $a$  and that  $|a| = |d| = |d'|$ . Then  $G \cup_{d=a} H$  is (3,6)-tight if and only if  $G' \cup_{d'=a} H$  is (3,6)-tight.*

*Proof.* Let  $G \cup H$  be (3,6)-tight and let  $K \subset G' \cup H$  a subgraph with at least 3 vertices. We claim that  $f(K) \geq 6$ . If  $K \subset G'$  or  $K \subset H$  this is clear and so we may assume that  $K$  has edges in  $G'$  and in  $H$ . Now

$$6 \leq f(G \cup (K \cap H)) = f(G) + f(K \cap H) - f((K \cap H) \cap G)$$

and so  $f(K \cap H) - f((K \cap H) \cap G) \geq 0$ . Also,  $f((K \cap H) \cap G) = f((K \cap H) \cap G')$ . Thus

$$f(K) = f((K \cap G') \cup (K \cap H)) = f(K \cap G') + (f(K \cap H) - f(K \cap H \cap G)),$$

and so  $f(K) \geq 6$ . It follows similarly that  $f(G' \cup H) = 6$ .  $\square$

In the proof of the next lemma we make use of the triangulations given in Figure 3. It is elementary to show that, as graphs, they are generated from  $K_3$  by a sequence of 0-extension moves.

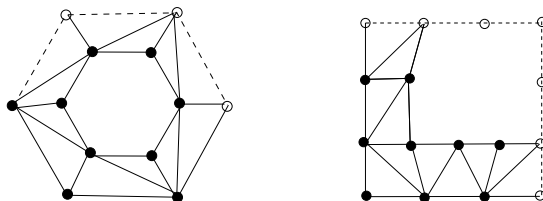


FIGURE 3. (3,6)-tight triangulations of the bordered surfaces (i)  $B = \mathbb{P} \setminus \mathbb{D}$  with  $g_r(B) = 1/2$ , (ii)  $B = \mathbb{S}_1 \setminus \mathbb{D}$  with  $g_r(B) = 1$ .

We next use 0-extension and vertex-splitting moves on the embedded graphs of Figure 3 in order to introduce a block graph whose removal yields a  $(3,6)$ -sparse triangulation of  $\mathbb{P}\setminus 2\mathbb{D}$  (resp.  $\mathbb{S}_1\setminus 2\mathbb{D}$ ) with 2 nontriangular face cycles of lengths  $r$  and  $r+3$  (resp.  $r$  and  $r+6$ ).

**Lemma 4.4.** *Let  $G$  be a  $(3,6)$ -tight graph with a cycle  $d$  of length  $\delta \geq 3$  and let  $B$  be one of the compact bordered surfaces  $\mathbb{S}_0\setminus 2\mathbb{D}, \mathbb{P}\setminus 2\mathbb{D}, \mathbb{S}_1\setminus 2\mathbb{D}$ . Suppose that  $\beta = \delta + 6g_r(B)$ . Then there is a triangulation  $H$  of  $B$  with boundary cycles  $a, b$  of lengths  $\delta, \beta$  such that the join  $G^+ = G \cup_{d=a} H$  is  $(3,6)$ -tight*

*Proof.* The case  $B = \mathbb{S}_0\setminus 2\mathbb{D}$  is covered by the remarks following Lemma 4.2 and so we consider first  $B = \mathbb{P}\setminus 2\mathbb{D}$ . Let  $G_1$  be the  $(3,6)$ -tight triangulation of  $\mathbb{P}\setminus \mathbb{D}$  given in Figure 3. Let  $K_3 \cup_e C_6$  be a subgraph composed of a facial 3-cycle and the boundary cycle of the nontriangular face, with common edge  $e$ . Applying two 0-extension moves to the  $K_3$  subgraph to create  $\mathcal{D}_3 \cup C_6$  from  $K_3 \cup_e C_6$ . Further vertex splitting moves are possible to create  $\mathcal{D}_\delta \cup C_{\delta+3}$ . See the illustration in Figure 4.

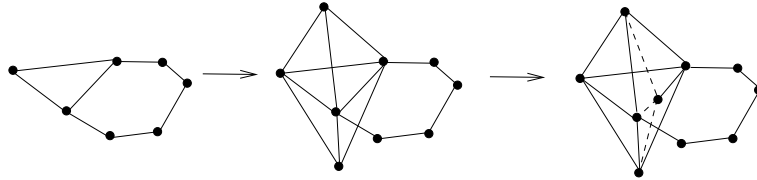


FIGURE 4. A double 0-extension move,  $K_3 \cup_e C_6 \rightarrow \mathcal{D}_3 \cup_e C_6$ , followed by a vertex-splitting move  $\mathcal{D}_3 \cup_e C_6 \rightarrow \mathcal{D}_4 \cup_e C_5$ .

These moves extend to moves on  $G_1$  to create the graph,  $G_2$  say, that has the form  $\mathcal{D}_\delta \cup_d H_1$  where the perimeter cycle  $d$  of  $\mathcal{D}_\delta$  is identified with a cycle of the same length in  $H_1$ . Viewing  $H_1$  as an embedded graph in  $\mathbb{P}$  we see that it is cellular with 2 nontriangular faces bordered by the cycles of lengths  $\delta$  and  $\delta+3$ . These cycles share some vertices and so we perform 0-extension moves inside one of the nontriangular faces to obtain a graph  $H$  from  $H_1$  that is a triangulation of  $\mathbb{P}\setminus 2\mathbb{D}$ . The containing graph  $G_3$  obtained from  $G_2$  by performing these 0-extensions has the form  $\mathcal{D}_\delta \cup_d H$  is  $(3,6)$ -tight. The lemma now follows in this case from Lemma 4.3.

The argument for  $B = \mathbb{S}_1\setminus 2\mathbb{D}$ , starting with the triangulation of  $\mathbb{S}_1\setminus \mathbb{D}$  in Figure 3(ii), is entirely similar.  $\square$

**Theorem 4.5.** *Every noncompact surface has a triangulation that is  $(3,6)$ -tight.*

*Proof.* In view of Theorem 2.2 it suffices to show that each surface  $S_\gamma$  has a  $(3,6)$ -tight triangulation  $G$ . We obtain  $G$  as a union of  $(3,6)$ -tight triangulations  $G_\gamma^k$  of the bordered surfaces  $S_\gamma^k$  associated with levels  $k \geq 0$ . We may assume that  $T = T_{\text{bin}}$ , the argument for subtrees being entirely similar.

At level  $k = 0$ , if  $\gamma(v_\phi) = \mathbb{S}_0$  then let  $G_\gamma^0$  be any triangulation of  $\mathbb{S}_0\setminus \mathbb{D}$  where the boundary cycle is a 3-cycle. This is  $(3,6)$ -tight. If  $\gamma(v_\phi)$  is equal to  $\mathbb{P}$  (resp.  $\mathbb{S}_1$ ) there is a  $(3,6)$ -tight triangulation where the boundary cycle is a 6-cycle (resp. 9-cycle).

To construct  $G_\gamma^{k+1}$  from  $G_\gamma^k$  note first that  $G_\gamma^k$  has  $2^k$  boundary cycles. Let  $d$ , with length  $|d| \geq 3$ , denote the first of these cycles. Join to  $S_\gamma^k$  the branching surface  $\mathbb{S}_0 \setminus 3\mathbb{D}$  with boundary cycles  $a, b, c$ , by identifying  $d$  with  $a$ . In this way we obtain the compact bordered surface,

$$S_\gamma^k \cup_{d=a} (\mathbb{S}_0 \setminus 3\mathbb{D}),$$

and we may view the new border cycles  $b, c$  as replacing the border cycle  $d$ . Using Lemma 4.2 the (3,6)-tight triangulation may be extended to this bordered surface. Repeating such additions for the other boundary cycles of  $G_\gamma^k$  gives an intermediate (3,6)-tight triangulation, that we denote as  $H_\gamma^{k+1}$ , of a compact bordered surface with  $2^{k+1}$  boundary cycles.

Join to the boundary cycles of this intermediate surface copies of  $\mathbb{S}_0 \setminus 2\mathbb{D}$ ,  $\mathbb{P} \setminus 2\mathbb{D}$ ,  $\mathbb{S}_1 \setminus 2\mathbb{D}$ , according to the values of  $\gamma(v)$  at level  $k+1$ . This results in the surface  $S_\gamma^{k+1}$ . Moreover, using Lemma 4.4, the (3,6)-tight triangulation  $H_\gamma^{k+1}$  may be progressively extended, terminating in a (3,6)-tight triangulation  $G_\gamma^{k+1}$  of  $S_\gamma^{k+1}$ . This is true for all  $k$  and gives the desired triangulation.  $\square$

**Remark 4.6.** In Cruickshank, Kitson and Power [3] a complete characterisation of (3,6)-tight block and hole graphs with a single block was given in terms of the satisfaction of *girth inequalities*. These inequalities require that any closed walk  $d$  around a set of hole boundary cycles  $a_1, \dots, a_k$  should satisfy

$$|d| - 3 \geq (|a_1| - 3) + \dots + (|a_k| - 3).$$

It follows from this that the graph  $G^+$  in Lemma 4.2 is (3,6)-tight if and only if  $H$  satisfies the boundary girth inequalities in the sense that every closed walk  $w$  that is homotopic to  $a$  (resp.  $b$ , resp.  $c$ ) has length at least  $|a|$  (resp.  $|b|$ , resp.  $|c|$ ).

## 5. GENERAL (3,6)-TIGHT TRIANGULATIONS.

We next obtain a characterisation of general (3,6)-tight triangulations as a consequence of the characterisation for compact bordered surfaces.. See also [15] for this compact case. This leads to an alternative nonconstructive proof of Theorem 4.5.

Let  $G \subset S$  be a cellularly embedded graph in a compact surface  $S$ . A *superface* of  $G$  is a face  $U$  (not necessarily cellular) of a subgraph  $H$  of  $G$ . We assume that superfaces are *proper* in the sense of containing no vertices of degree 0 or 1. A *balanced* superface is one for which the complement of its closure is nonempty and connected. A *simple* superface is one whose closed boundary walks are disjoint cycles. For a simple superface  $U$  whose topological boundary is given by disjoint cycles  $d_1, \dots, d_s$  the closure  $U^-$  of  $U$  is a bordered surface of genus  $g(U)$  and reduced genus  $g_r(U)$ .

Let  $U$  be a superface of  $S$  which is both simple and balanced, with boundary cycles  $d_1, \dots, d_s$  and complementary superface  $W$ . In particular both  $U^-$  and  $W^-$  are connected bordered surfaces. Then the following standard addition formula holds. See also [16].

$$g_r(S) = g_r(U^-) + g_r(W^-) + (s - 1).$$

As noted in [15], if  $G \subset S$  is cellular with  $f(G) = 3v - e = \alpha \geq 6$  and with nontriangular faces,  $U_1, \dots, U_n$ , with closed boundary walks  $c_1, \dots, c_n$ , then the Euler formula for  $G$  gives

$$\sum_k (|c_k| - 3) = 6g_r(S) + f(G) - 6.$$

We call this the *face walk identity* for the embedded graph  $G$  in  $S$ .

Suppose, again, that  $U$  is balanced and simple with complementary superface  $W$ . Let  $G_W$  denote the subgraph of  $G$  whose edges lie in the closure of  $W$ . This is an embedded graph in the bordered surface  $W^-$ . It is also an embedded graph in the surface,  $S_W$  say, obtained by capping the boundary cycles with open discs. Since  $g_r(S_W) = g_r(W^-) = g_r(W)$  we may use these quantities interchangeably. It follows that we have the face-walk identity,

$$\sum_{k=1}^s (|d_k| - 3) + \sum_{k \in I(W)} (|c_k| - 3) = 6g_r(S_W) + f(G_W) - 6,$$

where we write  $I(W)$  for the set of indices  $k$  for which the face  $U_k$  of  $G$  is contained in  $W$ .

**Lemma 5.1.** *Let  $G$  be a cellularly embedded graph in the compact surface  $S$  with  $f(G) = 6$ , let  $U$  be a balanced, simple superface of  $G$  with complementary superface  $W$ , and let  $d_1, \dots, d_s$  be the common boundary cycles of  $U$  and  $W$ . Then the following inequalities are equivalent.*

- (i)  $f(G_W) \geq 6$ .
- (ii)

$$\sum_{k=1}^s (|d_k| - 3) + \sum_{k \in I(W)} (|c_k| - 3) \geq 6g_r(W).$$

- (iii)

$$\sum_{k=1}^s (|d_k| - 3) \geq \sum_{k \in I(U)} (|c_k| - 3) - 6(g_r(U) + s - 1).$$

*Proof.* The equivalence of (i) and (ii) follows from the face walk identity for  $G_W$  in  $S_W$ . By the face-walk identity for  $G$  observe that (ii) holds if and only if

$$\sum_{k=1}^s (|d_k| - 3) + (6g_r(S) - \sum_{k \in I(U)} (|c_k| - 3)) \geq 6g_r(W),$$

and, in view of the reduced genus addition formula, this holds if and only if (iii) holds.  $\square$

**Definition 5.2.** A cellularly embedded graph  $G$ , in the compact surface  $S$ , with Maxwell count 6 *satisfies the girth inequalities*, or *satisfies the (3,6)-tight girth inequalities*, if the inequality (iii) of Lemma 5.1 holds for every balanced superface  $U$  of  $G$  with closed boundary walks  $d_1, \dots, d_s$ .

Note that the boundary walks in this definition are general and need not be cycles and need not be disjoint. The following equivalences were shown in [15].

**Theorem 5.3.** *Let  $G$  be a cellularly embedded graph in a compact surface with  $f(G) = 6$ . Then the following are equivalent.*

- (i)  $G$  is (3,6)-tight.
- (ii)  $f(G_U) \geq 6$  for every superface  $U$  of  $G$ .
- (iii)  $G$  satisfies the (3,6)-tight girth inequalities.

*Proof.* The equivalence of (i) and (ii) is due to Qays Shakir [17]. We give the short proof from [15]. The implication (i) implies (ii) is immediate. Assume (ii) holds and suppose, by way of contradiction, that  $K$  is a maximal subgraph of  $G$  with at least 3 vertices and  $f(K) \leq 5$ . Let  $U$  be a face of  $K$  and let  $G_U^c$  be the subgraph of  $G$  determined by the edges in the complement of the closure of  $U$ . Since  $G$  is the union of  $G_U$  and  $G_U^c$  we have  $f(G) = f(G_U) + f(G_U^c) - f(\partial U)$  as well as  $f(G) = 6$ . The condition  $f(G_U^c) \geq 6$  is therefore equivalent to  $f(G_U) - f(\partial U) \leq 0$ . Thus, since  $K \cap G_U = \partial U$ , we have

$$f(K \cup G_U) = f(K) + f(G_U) - f(K \cap G_U) \leq f(K).$$

By the maximality of  $K$  it follows that  $K = K \cup G_U$ . Since this is true for all faces  $U$  of  $K$  it follows that  $K = G$ , a contradiction.

The equivalence of (ii) and (iii) follows in two routine steps. (See also [15].) Firstly, Lemma 5.1 can be generalised to balanced superfaces  $U$  that are not necessarily simple. This follows from the association of a balanced superface of  $G$  with a balanced simple superface of a larger embedded graph in  $S$  obtained by vertex splitting moves. Secondly (ii) is equivalent to having  $f(G_U) \geq 6$  for every *balanced* superface.  $\square$

In view of Theorem 5.3 the next theorem has Theorem 4.5 as an immediate corollary. A key point in the proof is that a partial barycentric subdivision of a triangulation  $H$  of a compact bordered surface, that adds no new vertices to the boundary, preserves the Maxwell count  $f(H) = 6$  but strictly increases the minimum length of an ‘‘interior path’’ between 2 boundary vertices that visits no other boundary vertices. Thus if  $H$  is a triangulation with  $f(H) = 6$  then we can derive a (3,6)-tight triangulation by performing barycentric subdivision a finite number of times to ensure that all the girth inequalities hold. In the proof this is done in a step by step manner within a surface  $S_\gamma$  but it could equally well be performed on a general branching inclusion chain  $B_1 \subset B_2 \subset \dots$ , as given in the last paragraph of Theorem 2.2.

**Theorem 5.4.** *Let  $S$  be a noncompact surface. Then there are compact bordered sub-surfaces  $S_1 \subset S_2 \dots$  with union equal to  $S$ , together with triangulations  $G_k \subset S_k$  with  $f(G_k) = 6$ , such that for every  $k$  the embedded graph  $G_k$  in  $S_k$  satisfies the girth inequalities.*

*Proof.* We may assume, using earlier notation, that  $S$  is equal to  $S_\gamma$  with inclusion chain  $S_\gamma^0 \subset S_\gamma^1 \subset S_\gamma^2 \subset \dots$ . Let  $G_0$  be a (3,6)-tight triangulation of  $S_\gamma^0$ , making use of the triangulations of Figure 3 in the cases  $\mathbb{P} \setminus \mathbb{D}$  and  $\mathbb{S}_1 \setminus \mathbb{D}$ . Suppose, by way of induction, that  $G_n$  is a (3,6)-tight triangulation of  $S_\gamma^n$ . Recall that  $S_\gamma^{n+1}$  is obtained from  $S_\gamma^n$  by successively adding component bordered surfaces of 4 types, namely the branching surface  $\mathbb{S}_0 \setminus 3\mathbb{D}$  and the bordered surfaces  $\mathbb{S}_0 \setminus 2\mathbb{D}$ ,  $\mathbb{P} \setminus 2\mathbb{D}$  and  $\mathbb{S}_1 \setminus 2\mathbb{D}$ . We claim that each successive addition can be triangulated so that the resulting triangulation is (3,6)-tight.

Suppose then that  $B$  is a component bordered surface to be added to the compact bordered surface  $A$  where  $G_A \subset A$  is a (3,6)-tight triangulation, with  $G_A$  satisfying the girth

inequalities. Here  $B$  is one of the surfaces  $\mathbb{S}_0 \setminus 3\mathbb{D}$ ,  $\mathbb{S}_0 \setminus 2\mathbb{D}$ ,  $\mathbb{P} \setminus 2\mathbb{D}$  and  $\mathbb{S}_1 \setminus 2\mathbb{D}$ . Suppose, for example, that  $B = \mathbb{S}_1 \setminus 2\mathbb{D}$  must be triangulated in a way that includes the predetermined input border cycle of length  $\delta$ . Construct first any such triangulation  $G_B$  where the exit cycle has length  $\delta + 6g_r(B) = \delta + 6$ . Then  $f(G_A \cup G_B) = 6$ . Next, as in our preliminary comments, perform partial barycentric subdivisions on all the faces of  $G_B$  where new vertices are only introduced in the interior of  $B$ . We claim that after finitely many iterations of such subdivision, the resulting triangulation,  $H_B$  say, has the property that the embedded graph  $G_A \cup H_B$  satisfies the girth inequalities. To confirm the claim it suffices, since  $G_A$  satisfies the girth inequalities, to verify this for a balanced superface  $U$  of  $G_A \cup H_B$  that has a closed walk,  $d_1$  say, in the set  $\{d_1, \dots, d_s\}$  of its closed boundary walks, with a subwalk  $\pi$ , interior to  $B$ , between 2 vertices of  $H_B$ . Thus the length  $|d_1|$  is at least as great as the number of barycentric iterations. The girth inequality for  $U$  requires that

$$\sum_{k=1}^s (|d_k| - 3) \geq \sum_{k \in I(U)} (|c_k| - 3) - 6(g_r(U) + s - 1)$$

where  $I(U)$  is the index set for the boundary cycles  $c_k$  of  $G_A \cup H_B$  that are interior to the superface  $U$ . Since the right-hand side is bounded independently of the number barycentric divisions, the claim and the theorem follow.  $\square$

**Remark 5.5.** It is not the case that every (3,6)-tight triangulation  $G \subset S$  of a noncompact surface  $S$  has an inclusion chain  $G_1 \subset G_2 \subset \dots$  of the type given in Theorem 5.4. The reason for this is that the required Maxwell condition  $f(G_k) = 6$  may only hold when  $G_k$  is the triangulation of a bordered pseudosurface where the boundary is formed of cycles that are not disjoint. Figure 5 shows such a branching surface  $B$ , with a single crosscap, and it may be triangulated in an arbitrary way subject to the requirement  $|b| - 3 + |c| - 3 = |a| - 3 + 6g_r(B)$ . This ensures that its join, on the identification of  $a$  with a cycle in a (3,6)-tight graph, should satisfy the Maxwell count. Concatenate a sequence  $B_1, B_2, \dots$  of such triangulated bordered pseudosurfaces (leaving no boundary unconcatenated). The resulting inclusion chain  $G_1 \subset G_2 \subset \dots$  gives a triangulation  $G$  of the union  $B$  of the  $B_n$ . This satisfies  $f(G_k) = 6$  for all  $k$ . Finally we may perform partial barycentric subdivision finitely many times, as in the previous proof, so that the new triangulation  $G'$  is (3,6)-tight but there is no compact bordered surface  $A \subset S$  with induced triangulation  $H \subset G'$  with  $f(H) = 6$ . Indeed, any such  $A$  has a boundary that is a union of a nondisjoint set of cycles.

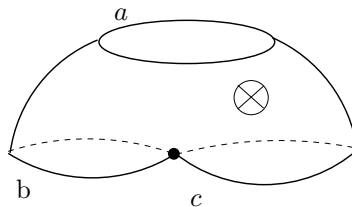


FIGURE 5. A bordered branching pseudosurface  $B$  with  $g_r(B) = 1/2$ .

**Remark 5.6.** Lemma 5.1(ii) can be used to show that a periodic surface in  $\mathbb{R}^3$  with infinite genus fails to have a periodic (3,6)-tight triangulation. For example, the bordered surface in Figure 6 shows a geometric realisation,  $S_0$  say, of  $\mathbb{S}_0 \setminus 6\mathbb{D}$ , with the symmetry of a cube. We assume that the distance between opposite boundary circles is unity. The 3-periodic surface,  $S$  say, formed by an infinite concatenation of translates of  $S_0$  has infinite genus and a singleton ideal boundary. The minimal surface realisation of  $S$  is known as the Schwarz P surface.

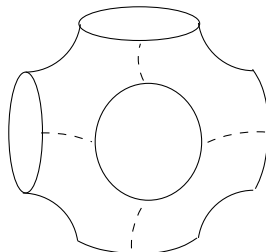


FIGURE 6. Building block for the Schwarz P surface..

Let  $S_n$  be the compact bordered subsurface formed by the join of  $n^3$  copies of  $S_0$ , in cubic form, and suppose that  $S_n$  lies in the interior of a similar subsurface  $S_m$  with  $m > n$ . Suppose, for simplicity, that  $G$  is a periodic triangulation, under integral translations, determined by a triangulation of  $S_0$ . Let  $W$  be the balanced simple superface of  $G_m \subset S_m$  that is equal to the interior of  $S_m \setminus S_n$ . It has a set of boundary cycles,  $d_1, \dots, d_t$  say, consisting of the union of the boundary cycles for  $S_n$  and  $S_m$ . From Lemma 5.1(ii) we see that the condition  $f(G_W) \geq 6$  is equivalent to

$$\sum_{k=1}^t (|d_k| - 3) \geq 6g_r(W).$$

By the periodicity, for fixed  $n$  the left hand side is of order  $m^2$ . However, the right hand side is of order  $m^3$  and so the inequality  $f(G_W) \geq 6$  cannot hold for large  $m$  and so  $G$  fails to be (3,6)-tight.

## 6. BAR-JOINT FRAMEWORKS

A bar-joint framework  $(G, p)$  in  $\mathbb{R}^3$  consists of a finite or countable simple graph  $G = (V, E)$  and a placement  $p : V \rightarrow \mathbb{R}^3$  such that  $p(v), p(w)$  are distinct for each edge  $vw$  in  $E$ . An *infinitesimal flex* of  $(G, p)$  is an assignment  $u : V \rightarrow \mathbb{R}^3$  that satisfies the infinitesimal flex condition  $(u(v) - u(w)) \cdot (p(v) - p(w)) = 0$  for every edge  $vw$ . A *trivial infinitesimal flex* of  $(G, p)$  is one that extends to an infinitesimal flex of any containing framework, which is to say that it is a linear combination of a translation infinitesimal flex and a rotation infinitesimal flex. The framework  $(G, p)$  is infinitesimally rigid if the only infinitesimal flexes are trivial, and the graph  $G$  is *3-rigid* if every generic framework  $(G, p)$ , where the coordinates of the vertex placements form an algebraically independent set, is infinitesimally rigid. Also  $G$  is *minimally 3-rigid* if on deleting any edge of  $G$  the resulting graph fails to be 3-rigid. A finite graph  $G$  that is minimally 3-rigid is necessarily

(3,6)-tight, but the converse does not hold as evidenced by the double banana graph. See also Figure 7 below.

It is well-known that the Henneberg 0-extension move and vertex-splitting preserve minimal 3-rigidity. See, for example, Whiteley [19], Graver et al [6], and the appendix of [3]. A sufficient condition for minimal 3-rigidity is that there exists a sequence of finite subframeworks  $(G_n, p)$ , associated with vertex-induced subgraphs  $G_1 \subset G_2 \subset \dots$ , each of which is minimally 3-rigid. That this sequential 3-rigidity condition is not necessary is shown by examples in Kitson and Power [11], [12].

Let us first consider some low genus examples of noncompact surfaces for which the ideal boundary is finite.

**Example 6.1.** Figure 7 (see also [4]) shows an embedded graph in the torus that is (3, 6)-tight and 2-connected. The 2 nontriangular faces each have a single boundary walk that is not a cycle, and  $G$  can be viewed also as a triangulation of a pseudosurface. Since  $G$  is 2-connected it is not 3-rigid. We may extend this example to an infinite triangulation of the punctured surface  $S = \mathbb{S}_1 \setminus \{x_1, x_2\}$  by indefinitely repeated 0-extension moves on boundary vertices, in the manner of Figure 2(ii). Thus there is a (3,6)-tight triangulation of  $S$  that is not 3-rigid. On the other hand the (3,6)-tight triangulations of the singly punctured torus are minimally 3-rigid. This follows readily from the main result in [4].

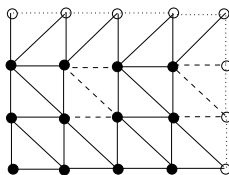


FIGURE 7. A finite (3,6)-tight embedded graph  $G \subset \mathbb{S}_1$  that is not 3-rigid.

**Example 6.2.** In Kastis and Power [8] it is shown that every (3,6)-tight embedded graph  $G \subset \mathbb{P}$  is minimally 3-rigid and moreover is obtained from  $K_3$  by general vertex splitting moves. (See also [15].) It follows from this that any (3,6)-tight triangulation of a finitely punctured projective plane is minimally 3-rigid.

The following rigid subgraph substitution lemma (the companion to Lemma 4.3) is well-known and follows readily from the definitions of infinitesimal flexibility and 3-rigidity.

**Lemma 6.3.** *Let  $A, A'$  be compact bordered surfaces, let  $G \subset A, G' \subset A'$  be minimally 3-rigid triangulations, and let  $d, d'$  be cycles of edges of  $G, G'$  corresponding to one of the boundary cycles of  $A, A'$ . Suppose that  $B$  is a compact bordered surface with a triangulation  $H$  with a boundary cycle  $a$  and that  $|a| = |d| = |d'|$ . Then  $G \cup_{d=a} H$  is minimally 3-rigid if and only if  $G' \cup_{d'=a} H$  is minimally 3-rigid.*

**Theorem 6.4.** *Let  $S$  be a noncompact surface. Then there is a (3,6)-tight triangulation of  $S$  whose graph is minimally 3-rigid.*

*Proof.* In the proof of Theorem 4.5 the (3,6)-tight triangulation of any given model surface  $S_\gamma$  is constructed as a union of an upward chain of graphs  $G_n, n = 0, 1, 2, \dots$ , each of which



is a (3,6)-tight triangulation of a compact bordered surface, say  $S_n$ . The first embedded graph can be taken to be  $G_0 \subset S_0 \setminus \mathbb{D}$ , a triangulation with a single triangular boundary. This is minimally 3-rigid as well as (3,6)-tight. Assume, by way of an induction step, that  $G_n \subset S_n$  is minimally 3-rigid. The triangulation of  $G_{n+1} \subset S_{n+1}$  is obtained from a particular extended triangulation of  $G_n$  into the join  $S_{n+1} = S_n \cup B$  where  $B$  is one of 4 bordered surfaces, namely  $S_0 \setminus 3\mathbb{D}$ ,  $S_0 \setminus 2\mathbb{D}$ ,  $\mathbb{P} \setminus 2\mathbb{D}$ ,  $S_1 \setminus 2\mathbb{D}$ . Moreover join takes place over a single boundary cycle of  $G_n$  of length  $\delta$  say. In the case of  $S_0 \setminus 3\mathbb{D}$  or  $S_0 \setminus 2\mathbb{D}$  the extended triangulation is obtained by a sequence of moves that preserve minimal 3-rigidity, namely 0-extension and vertex splitting. On the other hand the (3,6)-tightness of the extended triangulation of  $G_n \subset B$  for the other 2 cases followed from the substitution lemma, Lemma 4.3 and the sequential construction, by 0-extension and vertex-splitting moves, of the triangulation of  $B$  provided by Lemma 4.4. Thus the minimal 3-rigidity of  $G_{n+1}$ , and hence the completion of the induction step, and the proof of the theorem, follows from Lemma 6.3.  $\square$

## REFERENCES

- [1] L.V. Ahlfors and L. Sario, *Riemann surfaces*, Princeton Univ. Press, Princeton, N.J., 1960.
- [2] A. Cauchy, Sur les polygones et polyèdres. Second Mémoire. J. École Polytechn. 9 (1813) 87-99; Oeuvres. T. 1. Paris 1905, pp. 26-38.
- [3] J. Cruickshank, D. Kitson and S. C. Power, The generic rigidity of triangulated spheres with blocks and holes, J. Combin. Theory Ser. B 122 (2017), 550-577.
- [4] J. Cruickshank, D. Kitson and S. C. Power, The rigidity of a partially triangulated torus, Proc. London Math. Soc., 2018, <https://doi.org/10.1112/plms.12215>
- [5] M. E. Goldman, An algebraic characterisation of noncompact 2-manifolds, Trans. Amer. Math. Soc., 156 (1971), 241-258.
- [6] J. Graver, B. Servatius and H. Servatius, *Combinatorial rigidity*, Graduate Studies in Mathematics, American Mathematical Society, Providence, RI, 1993.
- [7] J. L. Gross and T. W. Tucker, *Topological graph theory*, Dover, New York, 2001.
- [8] E. Kastis and S. C. Power, Projective plane graphs and 3-rigidity, arXiv:2003.05514.
- [9] E. Kastis, D. Kitson and S. C. Power, Coboundary operators for infinite frameworks, Math. Proc. of the Royal Irish Academy, 119A (2019), 93-110.
- [10] B. Kerékjártó, *Vorlesungen über Topologie*. I, Springer, Berlin, 1923.
- [11] D. Kitson and S. C. Power, The rigidity of infinite graphs, Discrete Comput Geom 60 (2018), 531-557.
- [12] D. Kitson and S. C. Power, The rigidity of infinite graphs II. Graphs and Combinatorics 38, 83 (2022).
- [13] J.C. Maxwell, On the calculation of the equilibrium and stiffness of frames, The London, Edinburgh, and Dublin Philosophical Magazine and Journal of Science 27 (1864), 294-99.
- [14] B. Mohar and C. Thomassen, *Graphs on surfaces*, Johns Hopkins University, 2001.
- [15] S. C. Power, Partially triangulated surfaces and girth constraints, arXiv:2309.10638.
- [16] I. Richards, On the classification of noncompact surfaces, Trans. Amer. Math. Soc., 106 (1963), 259-269.
- [17] Q. Shakir, Notes for the talk *Sparsity of surface facegraphs*, given at the workshop on Graph Rigidity and Applications, Lancaster University, April 2023.
- [18] C. Thomassen, The Jordan-Schönfleis Theorem and the classification of surfaces, Amer. Math. Monthly., 99 (1992), 116-130.
- [19] W. Whiteley, Vertex splitting in isostatic frameworks, Structural Topology, 16 (1990), 23-30.

DEPT. MATH. STATS., LANCASTER UNIVERSITY, LANCASTER LA1 4YF, U.K.

*Email address:* s.power@lancaster.ac.uk