

ON STARLIKE FUNCTIONS ASSOCIATED WITH A BEAN SHAPED DOMAIN

S. SIVAPRASAD KUMAR AND POOJA YADAV

ABSTRACT. In this paper, we introduce and explore a new class of starlike functions denoted by $\mathcal{S}_{\mathfrak{B}}^*$, defined as follows:

$$\mathcal{S}_{\mathfrak{B}}^* = \{f \in \mathcal{A} : zf'(z)/f(z) \prec \sqrt{1 + \tanh z} =: \mathfrak{B}(z)\}.$$

Here, $\mathfrak{B}(z)$ represents a mapping from the unit disk onto a bean-shaped domain. Our study focuses on understanding the characteristic properties of both $\mathfrak{B}(z)$ and the functions in $\mathcal{S}_{\mathfrak{B}}^*$. We derive sharp conditions under which $\psi(p) \prec \sqrt{1 + \tanh(z)}$ implies $p(z) \prec ((1 + Az)/(1 + Bz))^\gamma$, where $\psi(p)$ is defined as:

$$(1 - \alpha)p(z) + \alpha p^2(z) + \beta \frac{zp'(z)}{p^k(z)} \quad \text{and} \quad (p(z))^\delta + \beta \frac{zp'(z)}{(p(z))^k}.$$

Additionally, we establish inclusion relations involving $\mathcal{S}_{\mathfrak{B}}^*$ and derive precise estimates for the sharp radii constants of $\mathcal{S}_{\mathfrak{B}}^*$.

1. INTRODUCTION

Let \mathbb{D}_r denote the open disk in the complex plane with the origin as its center and radius r . Specifically, $\mathbb{D}_1 =: \mathbb{D}$. Let \mathcal{A} be the class of normalized analytic functions $f(z)$ in \mathbb{D} with the Taylor series expansion $f(z) = z + \sum_{n=2}^{\infty} a_n z^n$. The univalence of $f(z)$ can be determined using the Noshiro and Warschawski criterion, which states that for some γ such that $|\gamma| < \pi/2$, if $\operatorname{Re} e^{i\gamma} f'(z) > 0$ for all z in the convex domain D , then $f(z)$ is univalent in D . The class \mathcal{S} is a subclass of \mathcal{A} consisting of all univalent functions. It plays a vital role in Geometric Function Theory due to its significant applications in areas such as image processing, signal processing, and more. Two well-studied subclasses of \mathcal{S} are the classes of convex and starlike functions, denoted by \mathcal{C} and \mathcal{S}^* , respectively. They are characterized analytically as $\operatorname{Re}(zd(\log(zf'(z)))) > 0$ and $\operatorname{Re}(zd(\log f(z))) > 0$, respectively. In 1992, Ma and Minda [10] unified various subclasses of \mathcal{S}^* , by defining the class $\mathcal{S}^*(\psi)$ as follows:

$$\mathcal{S}^*(\psi) = \left\{ f \in \mathcal{S} : \frac{zf'(z)}{f(z)} \prec \psi(z) \right\}. \quad (1.1)$$

Here, ψ is an analytic, univalent, and starlike function with respect to $\psi(0) = 1$. Additionally, ψ satisfy the conditions $\operatorname{Re} \psi(z) > 0$, $\psi'(0) > 0$, and $\psi(\mathbb{D})$ is symmetric with respect to the real axis. Specializing the function $\psi(z)$ as described in (1.1) leads to the formation of several important function classes. Among these are $\mathcal{S}^*(\alpha)$, defined by $\mathcal{S}^*((1 + (1 - 2\alpha)z)/(1 - z))$, and $\mathcal{SS}^*(\beta)$, represented by $\mathcal{S}^*((1 + z)/(1 - z))^\beta$. Additionally, there are several other subclasses that have been explored by researchers, each having interesting geometrical properties, as illustrated in Table 1.

2010 *Mathematics Subject Classification.* 30C45, 30C50, 30C80.

Key words and phrases. Analytic functions, Convex and starlike functions, Subordination, Radius problems.

The second author is supported by The Council of Scientific and Industrial Research(CSIR).
Ref.No.:08/133(0030)/2019-EMR-I.

TABLE 1. Subclasses of starlike functions obtained for different Choices of $\psi(z)$

Class	$\psi(z)$	Reference
$\mathcal{S}^*(A, B)$	$(1 + Az)/(1 + Bz), -1 \leq B < A \leq 1$	[3] W. Janowski.
\mathcal{S}_ρ^*	$1 + ze^z$	[8] S. S. Kumar and G. Kamaljeet
\mathcal{S}_{SG}^*	$2/(1 + e^{-z})$	[2] P. Goel and S. Kumar
\mathcal{S}_e^*	e^z	[13] R. Mendiratta et al.
$\mathcal{S}_{\mathbb{C}}^*$	$z + \sqrt{1 + z^2}$	[15] R. K. Raina and J Sokół
\mathcal{S}_L^*	$\sqrt{1 + z}$	[17] J. Sokół and Stankiewicz

Moreover, these classes have been thoroughly investigated in prior studies such as [4, 7, 9, 16]. Inspired by the findings presented in these articles, we introduce a new class associated with the bean-shaped domain represented by the function $\mathfrak{B}(z) := \sqrt{1 + \tanh z}$.

Definition 1.1. Let $\mathcal{S}_{\mathfrak{B}}^*$ be the class of normalized starlike functions, defined as follows:

$$\mathcal{S}_{\mathfrak{B}}^* := \left\{ f \in \mathcal{S} : \frac{zf'(z)}{f(z)} \prec \mathfrak{B}(z) := \sqrt{1 + \tanh z} \right\}.$$

Note that $\mathfrak{B}(z) := \sqrt{1 + \tanh z} = \sqrt{2/(1 + e^{-2z})}$ and $\mathfrak{B}(z)$ conformally maps \mathbb{D} onto the region

$$\Omega_{\mathfrak{B}} := \left\{ w \in \mathbb{C} : \left| \log \left(\frac{w^2}{2 - w^2} \right) \right| < 2 \right\}.$$

The functions in the classes $\mathcal{S}_{\mathfrak{B}}^*$ can be represented through an integral formula as follows: A function $f \in \mathcal{S}_{\mathfrak{B}}^*$ if and only if there exists an analytic function $p(z) \prec \mathfrak{B}(z)$ such that

$$f(z) = z \exp \int_0^z \frac{p(t) - 1}{t} dt. \quad (1.2)$$

By taking $p(z) = \mathfrak{B}(z)$ in (1.2), we obtain an extremal function, defined as:

$$f_0(z) = z + \frac{z^2}{2} + \frac{z^3}{16} - \frac{13z^4}{288} - \frac{11z^5}{1152} + \cdots \in \mathcal{S}_{\mathfrak{B}}^*. \quad (1.3)$$

The class $\mathcal{S}_{\mathfrak{B}}^*$ and its integral representation (1.2) offer valuable insights into the properties and behavior of starlike functions associated with the intriguing bean-shaped domain. The extremal function $f_0(z)$ represents a notable example within this class, paving the way for further exploration and analysis. The present investigation explores the properties of $\mathfrak{B}(z)$ and the class $\mathcal{S}_{\mathfrak{B}}^*$. It establishes inclusion relations between $\mathcal{S}_{\mathfrak{B}}^*$ and well-known classes, accompanied by diagrammatic representations. The study also derives sharp conditions under which $\psi(p) \prec \sqrt{1 + \tanh(z)}$ implies $p(z) \prec ((1 + Az)/(1 + Bz))^\gamma$, where $\psi(p)$ is defined as:

$$(1 - \alpha)p(z) + \alpha p^2(z) + \beta \frac{zp'(z)}{p^k(z)} \quad \text{and} \quad (p(z))^\delta + \beta \frac{zp'(z)}{(p(z))^k}.$$

Additionally, find sharp $\mathcal{S}_{\mathfrak{B}}^*$ -radii estimates for certain geometrically defined function classes available in the literature.

2. GEOMETRIC PROPERTIES

The function $\mathfrak{B}(z) = \sqrt{1 + \tanh z}$ is analytic, and its derivative satisfies $\operatorname{Re}(\mathfrak{B}'(z)) > \mathfrak{B}'(0) = 0.158$, along with $\operatorname{Re} \left(\frac{z\mathfrak{B}'(z)}{\mathfrak{B}(z) - \mathfrak{B}(0)} \right) > 0.483$. Consequently, $\mathfrak{B}(z)$ is both univalent and starlike with respect to the point $\mathfrak{B}(0) = 1$.

For $|z|=r$, the expression of $\mathfrak{B}(re^{i\theta})$ is given by:

$$\begin{aligned}\mathfrak{B}(re^{i\theta}) &= \sqrt{\frac{2}{1+e^{-2r(\cos\theta+i\sin\theta)}}} \\ &= \frac{\sqrt{2}(\cos(T_{r,\theta})+i\sin(T_{r,\theta}))}{\left((1+e^{-2r\cos\theta}\cos(2r\sin\theta))^2+e^{-4r\cos\theta}\sin^2(2r\sin\theta)\right)^{\frac{1}{4}}} \\ &= \frac{e^{r\cos\theta}\left(M_{r,\theta}+\sqrt{M_{r,\theta}^2+N_{r,\theta}^2}+iN_{r,\theta}\right)}{\sqrt{M_{r,\theta}^2+N_{r,\theta}^2}\sqrt{M_{r,\theta}+\sqrt{M_{r,\theta}^2+N_{r,\theta}^2}}},\end{aligned}\tag{2.1}$$

where $\theta \in [0, 2\pi)$ and

$$M_{r,\theta} = e^{2r\cos\theta} + \cos(2r\sin\theta), \quad N_{r,\theta} = \sin(2r\sin\theta)$$

and

$$T_{r,\theta} = \frac{1}{2} \arctan\left(\frac{N_{r,\theta}}{M_{r,\theta}}\right).$$

In particular, let $M_\theta := M_{1,\theta}$ and $N_\theta := N_{1,\theta}$. The function \mathfrak{B} is symmetric about the real axis as $\operatorname{Re}(\mathfrak{B}(r, \theta)) = \operatorname{Re}(\mathfrak{B}(r, -\theta))$. Consequently, $\mathcal{S}_{\mathfrak{B}}^*$ is a Ma-Minda starlike class.

We begin by establishing the following result, which addresses the radius of convexity of the function $\mathfrak{B}(z)$:

Theorem 2.1. *$\mathfrak{B}(z)$ is convex for $|z| \leq r^*$, where $r^* \simeq 0.7074$ is the smallest positive root of $1 + 2e^{2r} + e^{4r} - (-1 + e^{2r} + 2e^{4r})r = 0$.*

Proof. Considering $\mathfrak{B}(z) = \sqrt{\frac{2}{1+e^{-2z}}}$ and $z = re^{it}$, We obtain

$$\begin{aligned}\operatorname{Re}\left(1 + \frac{z\mathfrak{B}''(z)}{\mathfrak{B}'(z)}\right) &= \operatorname{Re}\left(\frac{1+z+e^{2z}(1-2z)}{1+e^{2z}}\right) \\ &= \frac{G_n(r, t)}{G_d(r, t)} =: G(r, t),\end{aligned}$$

where

$$G_n(r, t) := 1 + r \cos t + e^{4r \cos t}(1 - 2r \cos t) + e^{2r \cos t}(2 \cos(2r \sin t) + r(\cos(t - 2r \sin t) - 2 \cos(t + 2r \sin t)))$$

and

$$G_d(r, t) := (1 + e^{2 \cos t} \cos^2(2 \sin t) + e^{4 \cos t} \sin^2(2 \sin t)).$$

Since $G(r, t) = G(r, -t)$, G is symmetric about the real axis, we can focus on G for $t \in [0, \pi]$. To find the radius of convexity of $\mathfrak{B}(z)$, we need to find the smallest $r^* \in (0, 1)$ such that $G(r, t) > 0$ for $r \in (0, r^*)$. Since $G_d(r, t) > 0$ for $r \in (0, 1)$ and $t \in [0, \pi]$, it suffices to show that $G_n(r, t) > 0$ for $r \in (0, r^*)$. Notably, for any fixed r , $G_n(r, t)$ attains its minimum at $t = 0$, resulting in the minimum value $G_n(r, 0) = 1 + 2e^{2r} + e^{4r} - (-1 + e^{2r} + 2e^{4r})r$. Since $G_n(0, 0) > 0$, and r^* is the smallest positive root of $G_n(r, 0) = 0$, this directly establishes the desired result. \blacksquare

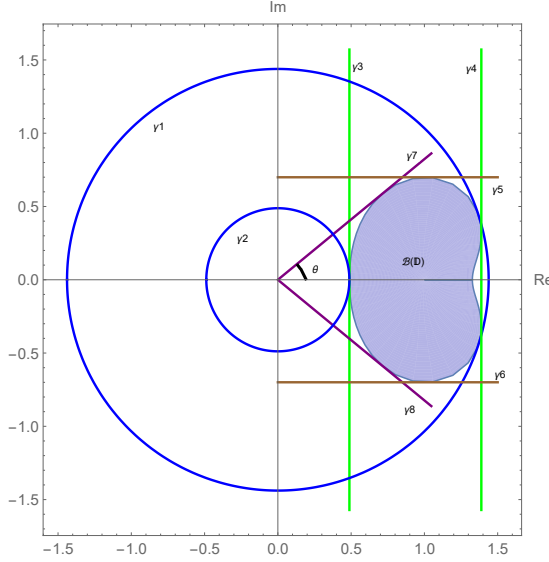
Using elementary calculus and (2.1), we can derive our next lemma, which provides sharp bounds associated with $\mathfrak{B}(z)$ for $|z|=1$.

Lemma 2.2. *For $|z|=1$, the following sharp bounds hold for $\mathfrak{B}(z)$:*

- (i) *If we define $R(\theta) = \frac{e^{\cos\theta}\sqrt{M_\theta+\sqrt{M_\theta^2+N_\theta^2}}}{\sqrt{M_\theta^2+N_\theta^2}}$, then $\sqrt{\frac{2}{1+e^2}} \leq \operatorname{Re}(\mathfrak{B}(z)) \leq R(\theta_0)$, where $R(\theta_0) \simeq 1.38846$ at $\theta_0 \simeq 1.15197$.*

- (ii) If we define $I(\theta) = \frac{e^{\cos \theta} N_\theta}{\sqrt{M_\theta^2 + N_\theta^2} \sqrt{M_\theta + \sqrt{M_\theta^2 + N_\theta^2}}}$, then $|\operatorname{Im}(\mathfrak{B}(z))| \leq I(\theta_1)$, where $I(\theta_1) \simeq 0.69949$ at $\theta_1 \simeq 1.72466$.
- (iii) If we define $A(\theta) = \frac{2e^{2\cos \theta}}{\sqrt{M_\theta^2 + N_\theta^2}}$, then $\sqrt{\frac{2}{1+e^2}} \leq |\mathfrak{B}(z)| \leq \sqrt{A(\theta_2)}$, where $A(\theta_2) \simeq 2.0694$ at $\theta_2 \simeq 1.31364$.
- (iv) $|\arg(\mathfrak{B}(z))| \leq \frac{\beta\pi}{2}$, where $\beta = 0.43849139$.

This lemma provides a comprehensive set of bounds for the real and imaginary parts, modulus, and argument of $\mathfrak{B}(z)$ when $|z| = 1$. These sharp bounds are expressed in terms of trigonometric and exponential functions and offer valuable insights into the behavior of $\mathfrak{B}(z)$ on the unit circle.



Legend -

$$\mathfrak{B}(z) = \sqrt{1 + \tanh z}$$

$$\gamma_1 := \{w \in \mathbb{C} : |w| = 2.0694\}$$

$$\gamma_2 := \{w \in \mathbb{C} : |w| = \sqrt{2/(1+e^2)}\}$$

$$\gamma_3 := \{w \in \mathbb{C} : \operatorname{Re} w = \sqrt{2/(1+e^2)}\}$$

$$\gamma_4 := \{w \in \mathbb{C} : \operatorname{Re} w = 1.38846\}$$

$$\gamma_5 := \{w \in \mathbb{C} : \operatorname{Im} w = 0.69949, \operatorname{Re} w > 0\}$$

$$\gamma_6 := \{w \in \mathbb{C} : \operatorname{Im} w = -0.69949, \operatorname{Re} w > 0\}$$

$$\arg \gamma_7 = -\arg \gamma_8 = \theta,$$

$$\theta \simeq 39.4642^\circ \simeq 0.438491\pi/2$$

FIGURE 1. Graph indicating the sharpness of various bounds (in context of Lemma 2.2) associated with $\mathfrak{B}(\mathbb{D})$.

Remark 2.3. It is evident that within each circle $|z| = r < 1$, the minimum value of both $\operatorname{Re} \mathfrak{B}(z)$ and $|\mathfrak{B}(z)|$ occurs precisely at the point $z = -r$.

Now using results in [10], we have the following basic results for functions in $\mathcal{S}_{\mathfrak{B}}^*$:

Theorem 2.4. Let $f \in \mathcal{S}_{\mathfrak{B}}^*$ and f_0 be as defined in (1.3). For any $|z| = r < 1$, the following fundamental results hold:

- (i) $\frac{f(z)}{z} \prec \frac{f_0(z)}{z}$ and $\frac{zf'(z)}{f(z)} \prec \frac{zf'_0(z)}{f_0(z)}$ (Subordination Theorem).
- (ii) $-f_0(-r) \leq |f(z)| \leq f_0(r)$ (Growth Theorem).
- (iii) $|\arg \left(\frac{f(z)}{z} \right)| \leq \max_{|z|=r} \arg \left(\frac{f_0(z)}{z} \right)$ (Rotation Theorem).
- (iv) Either f is a rotation of f_0 or $f(\mathbb{D}) \supset \{w \in \mathbb{C} : |w| \leq -f_0(-1)\}$ (Covering Theorem).

Equality holds for some non-zero z in (ii) and (iii) if and only if f is a rotation of f_0 .

In their work [10], Ma-Minda established the distortion theorem for the class $\mathcal{S}^*(\psi)$, subject to the condition:

$$\psi(-r) = \min_{|z|=r} |\psi(z)| \leq |\psi(z)| \leq \max_{|z|=r} |\psi(z)| = \psi(r). \quad (2.2)$$

However, it is worth noting that the function \mathfrak{B} does not satisfy condition (2.2) since $\max_{|z|=r} |\mathfrak{B}(z)| \neq \mathfrak{B}(r)$. Recently, Gangania and Kumar [1] modified the distortion theorem by relaxing the condition (2.2), leading to a more general result, as follows:

Theorem 2.5. [1] *Let ψ be a Ma-Minda function. Suppose $\min_{|z|=r} |\psi(z)| = |\psi(z_1)|$ and $\max_{|z|=r} |\psi(z)| = |\psi(z_2)|$, where $z_1 = re^{i\theta_1}$ and $z_2 = re^{i\theta_2}$ for some $\theta_1, \theta_2 \in [0, \pi]$. For $f \in \mathcal{S}^*(\psi)$ and $|z_0| = r < 1$, the following inequality holds:*

$$|\psi(z_1)| \left| \left(\frac{-f_0(-r)}{r} \right) \right| \leq |f'(z_0)| \leq \left(\frac{f_0(r)}{r} \right) |\psi(z_2)|.$$

To establish the distortion theorem for functions in $\mathcal{S}_{\mathfrak{B}}^*$, we consider the expression for $|\mathfrak{B}(re^{i\theta})|^2$, denoted as $g_r(\theta)$:

$$|\mathfrak{B}(re^{i\theta})|^2 = \frac{2e^{2r \cos \theta}}{\sqrt{1 + e^{4r \cos \theta} + 2e^{2r \cos \theta} \cos(2r \sin \theta)}} =: g_r(\theta).$$

Next, we calculate the derivative of $g_r(\theta)$,

$$g'_r(\theta) = - \frac{4e^{2r \cos \theta} r (\sin \theta + e^{2r \cos \theta} \cos(2r \sin \theta) \sin \theta - e^{2r \cos \theta} \sin(2r \sin \theta) \cos \theta)}{(1 + e^{4r \cos \theta} + 2e^{2r \cos \theta} \cos(2r \sin \theta))^{3/2}}.$$

By simple observation, we can see that, the critical points of $g_r(\theta)$ are the zeroes of

$$h_r(\theta) := \sin \theta + e^{2r \cos \theta} \cos(2r \sin \theta) \sin \theta - e^{2r \cos \theta} \sin(2r \sin \theta) \cos \theta.$$

Clearly, $\theta = 0$ and π are zeroes of $h_r(\theta)$ for all r . Remark 2.3 confirms that $|\mathfrak{B}(z)|$ attains its minimum at $\theta = \pi$ for $|z| = r$. However, the maximum is not necessarily attained at $\theta = 0$, as $h_r(\theta)$ possesses roots other than 0 and π for $r > r_0 \simeq 0.639$. Consequently, we can now state the distortion theorem for functions in $\mathcal{S}_{\mathfrak{B}}^*$ as follows:

Theorem 2.6. (Distortion Theorem) *Let $\max_{|z|=r} |\mathfrak{B}(z)| = |\mathfrak{B}(z_0)|$, where $z_0 = re^{i\theta_0}$ for some $\theta_0 \in [0, \pi]$. For $f \in \mathcal{S}_{\mathfrak{B}}^*$ and f_0 as defined in (1.3), the following inequalities hold for $|z| = r < 1$:*

$$\begin{aligned} f'_0(-r) &\leq |f'(z)| \leq \frac{|\mathfrak{B}(re^{i\theta_0})| f_0(r)}{r} \quad \text{for } r > r_0 \simeq 0.639, \\ f'_0(-r) &\leq |f'(z)| \leq f'_0(r) \quad \text{for } r \leq r_0. \end{aligned}$$

The following lemma aims to find the maximal disk centered at the sliding point $(a, 0)$ on the real line, that can fit within $\mathfrak{B}(\mathbb{D})$.

Lemma 2.7. *Let $\sqrt{2/(1+e^2)} < \alpha < e\sqrt{2/(1+e^2)}$. Then we have the inclusion:*

$$\{w : |w - \alpha| < r_\alpha\} \subset \mathfrak{B}(\mathbb{D}), \quad (2.3)$$

where r_α is defined as follows:

$$r_\alpha = \begin{cases} \alpha - \sqrt{\frac{2}{(1+e^2)}}, & \sqrt{\frac{2}{(1+e^2)}} < \alpha \leq \frac{1+e}{\sqrt{2(1+e^2)}} \\ e\sqrt{\frac{2}{(1+e^2)}} - \alpha, & \frac{1+e}{\sqrt{2(1+e^2)}} \leq \alpha < e\sqrt{\frac{2}{(1+e^2)}}. \end{cases} \quad (2.4)$$

Proof. Since (2.1) is the boundary curve of the domain $\mathfrak{B}(\mathbb{D}_r)$, which is symmetric about the real axis, we can focus on $0 \leq \theta \leq \pi$. We begin by evaluating the square of the distance from $(\alpha, 0)$ to the points on the curve $\mathfrak{B}(e^{i\theta})$, denoted as $d(\theta)$:

$$d(\theta) = \frac{e^{2 \cos \theta} N_\theta^2}{(M_\theta^2 + N_\theta^2)(M_\theta + \sqrt{M_\theta^2 + N_\theta^2})} + \left(\alpha - \frac{e^{\cos \theta} \sqrt{M_\theta + \sqrt{M_\theta^2 + N_\theta^2}}}{\sqrt{M_\theta^2 + N_\theta^2}} \right)^2. \quad (2.5)$$

We then find the critical points by solving $d'(\theta) = 0$, which yields $\theta = 0, \theta_\alpha$, and π . Furthermore, we observe that $d(\theta)$ is increasing in $[0, \theta_\alpha]$ and decreasing in $[\theta_\alpha, \pi]$, where θ_α depends on the parameter α .

Case (i): If $\sqrt{2/(1+e^2)} < \alpha < (1+e)/\sqrt{2(1+e^2)}$, we have $d(0) - d(\pi) > 0$, indicating that the minimum of $d(\theta)$ is attained at π . Thus, in this case:

$$r_\alpha = \sqrt{d(\pi)} = \alpha - \sqrt{\frac{2}{1+e^2}}.$$

Case (ii): If $(1+e)/\sqrt{2(1+e^2)} < \alpha < e\sqrt{2/(1+e^2)}$, we find $d(0) - d(\pi) < 0$, implying that the minimum of $d(\theta)$ is attained at $\theta = 0$. Consequently, we obtain:

$$r_\alpha = \sqrt{d(0)} = e\sqrt{\frac{2}{(1+e^2)}} - \alpha.$$

That completes the proof. ■

Corollary 2.8. *If $\sqrt{2/(1+e^2)} < \alpha < e\sqrt{2/(1+e^2)}$, then*

$$\mathfrak{B}(\mathbb{D}) \subset \{w \in \mathbb{C} : |w - \alpha| \leq \sqrt{d(\theta_\alpha)}\},$$

where $d(\theta)$ is given by (2.5) and θ_α is the zero of $d'(\theta)$ other than 0 and π .

Remark 2.9. (i) Let $\alpha_0 := (1+e)/\sqrt{2(1+e^2)}$. The largest disk inside $\mathfrak{B}(\mathbb{D})$ is $\{w \in \mathbb{C} : |w - \alpha_0| < r_{\alpha_0}\}$.

(ii) The smallest disk containing $\mathfrak{B}(\mathbb{D})$ is $\{w \in \mathbb{C} : |w - 1.006| < \sqrt{d(\theta_1)} = 0.69949\}$, where $\theta_1 \simeq 1.72466$, as given in Lemma 2.2.

(iii) The smallest disk containing $\mathfrak{B}(\mathbb{D})$ taking 1 as center is $\{w \in \mathbb{C} : |w - 1| < 0.699517\}$.

In view of Lemma 2.7, we establish the following result:

Theorem 2.10. *Let $p(z) := (1 + Az)/(1 + Bz)$, where $-1 < B < A \leq 1$, then $p(z) \prec \mathfrak{B}(z)$ if and only if*

$$A \leq \begin{cases} 1 - \sqrt{\frac{2}{1+e^2}}(1 - B) & \text{if } \frac{1-AB}{1-B^2} \leq \frac{1+e}{\sqrt{2(1+e^2)}} \\ e\sqrt{\frac{2}{1+e^2}}(1 + B) - 1 & \text{if } \frac{1-AB}{1-B^2} \geq \frac{1+e}{\sqrt{2(1+e^2)}}. \end{cases} \quad (2.6)$$

Proof. For $-1 < B < A \leq 1$, the function $p(z) = (1 + Az)/(1 + Bz)$ maps the unit disc \mathbb{D} onto the disc $D(c, r)$, where

$$c = \frac{1 - AB}{1 - B^2}, \quad r = \frac{A - B}{1 - B^2}.$$

Since $1 \in D(c, r)$, we have $p(z) \prec \mathfrak{B}(z)$ if and only if $D(c, r) \subset \mathfrak{B}(\mathbb{D})$. Using Lemma 2.7, we find that $p(z) \prec \mathfrak{B}(z)$ if and only if $D(c, r) \subset D((1+e)/\sqrt{2(1+e^2)}, \sqrt{2/(1+e^2)}(e-1)/2)$. This is equivalent to the inequality:

$$\left| c - \frac{1+e}{\sqrt{2(1+e^2)}} \right| \leq \sqrt{\frac{2}{1+e^2}} \left(\frac{e-1}{2} \right) - r. \quad (2.7)$$

Now, considering the conditions given in (2.4), we establish the result (2.6). ■

From Theorem 2.10, we deduce the following corollary, which ensures that $\mathcal{S}_{\mathfrak{B}}^*$ is nonempty.

Corollary 2.11. *If the conditions on A, B given in Theorem 2.10 hold, then $S^*[A, B] \subset \mathcal{S}_{\mathfrak{B}}^*$.*

Theorem 2.12. *Let $f \in \mathcal{S}_{\mathfrak{B}}^*$, then $f \in \mathcal{S}_e^*$, which is $\mathcal{S}_e^* := \{f \in \mathcal{A}; zf'(z)/f(z) \prec e^z\}$.*

Proof. Let $f \in \mathcal{S}_{\mathfrak{B}}^*$, then the smallest disk containing $\mathfrak{B}(\mathbb{D})$ taking 1 as center is $\{w \in \mathbb{C} : |w - 1| < 0.699517\}$, given in Remark 2.9. According to [13, Lemma 2.2], we have that the disk $\{w \in \mathbb{C} : |w - 1| < 1.71828\} \subset \Lambda$, where $\Lambda := \{w \in \mathbb{C} : |\log w| < 1\}$ is the image domain of e^z on \mathbb{D} . Therefore the result holds. ■

Now, we explore the inclusion relations of $\mathcal{S}_{\mathfrak{B}}^*$ with respect to several other classes, including starlike of reciprocal order α , Uralegaddi class of order β , k -starlike class, and the class of functions having a parabolic region. Let's define these classes:

$$\begin{aligned}\mathcal{RS}^*(\alpha) &:= \left\{ f \in \mathcal{S} : \operatorname{Re} \frac{f(z)}{zf'(z)} > \alpha, \quad 0 \leq \alpha < 1 \right\}, \\ \mathcal{M}(\beta) &:= \left\{ f \in \mathcal{S} : \operatorname{Re} \frac{zf'(z)}{f(z)} < \beta, \quad \beta > 1 \right\}, \\ k\text{-}\mathcal{ST} &:= \left\{ f \in \mathcal{S} : \operatorname{Re} \frac{zf'(z)}{f(z)} > k \left| \frac{zf'(z)}{f(z)} - 1 \right|, \quad k \geq 0 \right\}\end{aligned}$$

and

$$\mathcal{SP}(\rho) := \left\{ f \in \mathcal{S} : \operatorname{Re} \frac{zf'(z)}{f(z)} + \rho > \left| \frac{zf'(z)}{f(z)} - \rho \right|, \quad \rho > 0 \right\}.$$

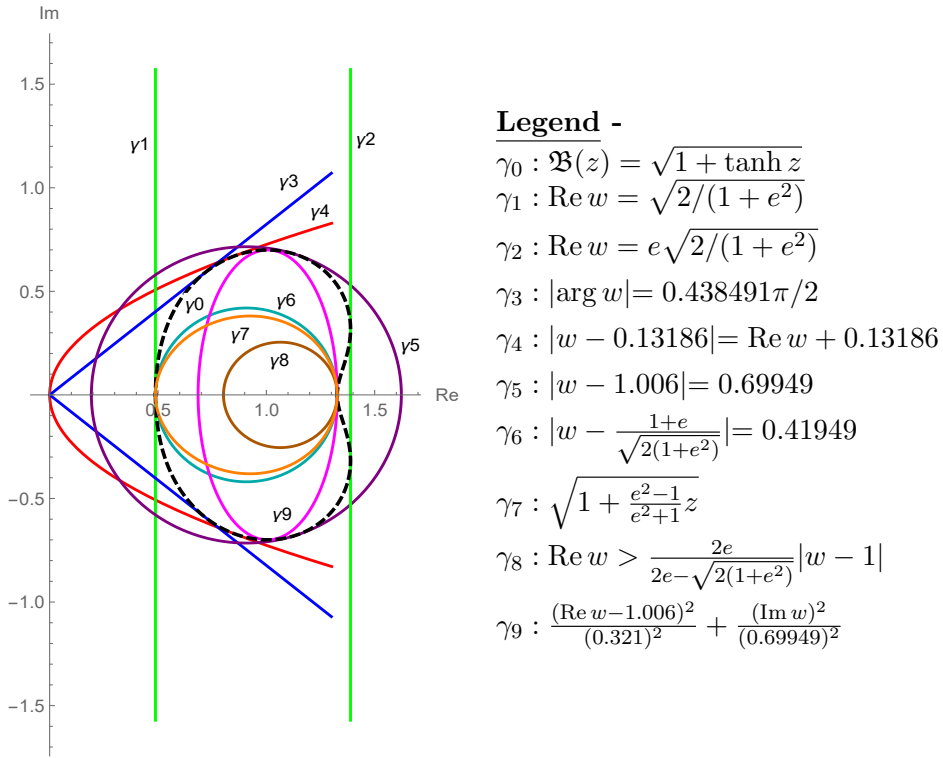


FIGURE 2. Boundary curves of best dominants and subordinants of $\mathfrak{B}(z)$.

Theorem 2.13. *The class $\mathcal{S}_{\mathfrak{B}}^*$ satisfies the following inclusion relations:*

- (i) $\mathcal{S}_{\mathfrak{B}}^* \subset \mathcal{S}^*(\alpha) \subset \mathcal{S}^*$, whenever $\alpha = \sqrt{2/(1 + e^2)}$.
- (ii) $\mathcal{S}_{\mathfrak{B}}^* \subset \mathcal{RS}^*(1/\beta) \subset \mathcal{M}(\beta)$, whenever $\beta \geq R(\theta_0)$ (cf. Lemma 2.2).
- (iii) $\mathcal{S}_{\mathfrak{B}}^* \subset \mathcal{SS}^*(\beta) \subset \mathcal{S}^*$ for $\beta_0 \leq \beta < 1$, where $\beta_0 = 0.438491$ (cf. Lemma 2.2).
- (iv) $\mathcal{S}_{\mathfrak{B}}^* \subset \mathcal{SP}(\rho)$, whenever $\rho \geq 0.13186$.

(v) $k - \mathcal{ST} \subset \mathcal{S}_{\mathfrak{B}}^*$, whenever $k \geq 2e/(2e - \sqrt{2(1+e^2)})$.

Proof. Let $f \in \mathcal{S}_{\mathfrak{B}}^*$. From Lemma 2.2, we have,

$$\sqrt{\frac{2}{1+e^2}} < \operatorname{Re} \frac{zf'(z)}{f(z)} < R(\theta_0)$$

and

$$\left| \arg \left(\frac{zf'(z)}{f(z)} \right) \right| \leq \frac{0.438491\pi}{2}$$

which eventually yields (i), ii) and (iii).

(iv) Let $f \in \mathcal{SP}(\rho)$ and

$$\Gamma_\rho := \{w : |w - \rho| < \operatorname{Re} w + \rho\} = \{w = u + iv : v^2 < 4\rho u\}.$$

Now $\mathfrak{B}(\mathbb{D}) \subset \Gamma_\rho$, whenever $\rho > v^2/4u$, where $u := \operatorname{Re} \mathfrak{B}(z)$ and $v := \operatorname{Im} \mathfrak{B}(z)$. For $z = e^{i\theta}$, using (2.1) we have

$$T(\theta) := \frac{e^{\cos t} N_\theta^2}{4\sqrt{M_\theta^2 + N_\theta^2} \left(M_\theta + \sqrt{M_\theta^2 + N_\theta^2} \right)^{3/2}} < \rho$$

Further $T'(\theta) = 0$ if and only if $\theta \in \{0, \theta_0, \pi\}$, where $\theta_0 \simeq 1.8603$ and maximum of $T(\theta)$ is attained at θ_0 . Therefore, $\rho > T(\theta_0) \simeq 0.13186$. Now since $\mathcal{SP}(\rho_1) \subset \mathcal{SP}(\rho_2)$ whenever $\rho_1 < \rho_2$. Therefore, $\mathcal{S}_{\mathfrak{B}}^* \subset \mathcal{SP}(\rho)$, for $\rho \geq 0.13186$.

(v) Let $f \in k - \mathcal{ST}$ and $\Lambda_k := \{w \in \mathbb{C} : \operatorname{Re} w > k|w - 1|\}$. For $k > 1$, the boundary $\partial\Lambda_k$ is an ellipse

$$\frac{(x - x_0)^2}{u^2} + \frac{(y - y_0)^2}{v^2} = 1,$$

where

$$x_0 = \frac{k^2}{k^2 - 1}, \quad y_0 = 0, \quad u = \frac{k}{k^2 - 1} \quad \text{and} \quad v = \frac{1}{\sqrt{k^2 - 1}}.$$

As $u > v$, so this is an horizontal ellipse. For the ellipse Λ_k to lie inside $\mathfrak{B}(\mathbb{D})$, we must ensure that

$$\sqrt{\frac{2}{1+e^2}} \leq x_0 - u \quad \text{and} \quad x_0 + u \leq e\sqrt{\frac{2}{1+e^2}},$$

which holds for

$$k \geq \max \left\{ \frac{2}{2 - \sqrt{2(1+e^2)}}, \frac{2e}{2e - \sqrt{2(1+e^2)}} \right\} = \frac{2e}{2e - \sqrt{2(1+e^2)}}.$$

Clearly $\Lambda_{k_1} \subset \Lambda_{k_2}$ for $k_1 < k_2$. Therefore, $k - \mathcal{ST} \subset \mathcal{S}_{\mathfrak{B}}^*$ for $k \geq 2e/(2e - \sqrt{2(1+e^2)})$. ■

Let us recall that, in [18], Sokół considered the starlike class $\mathcal{S}^*(q_c) = \{f \in \mathcal{A}; zf'(z)/f(z) \prec \sqrt{1+cz}, c \in (0, 1]\}$ associated with the right loop of the Cassinian Ovals when $c \in (0, 1)$ and right half of the Lemniscate of Bernoulli when $c = 1$. Here we obtain the following inclusion relation between the classes $\mathcal{S}^*(q_c)$ and $\mathcal{S}_{\mathfrak{B}}^*$.

Theorem 2.14. *Let $f \in \mathcal{S}^*(q_c)$, $c \in (0, 1]$, then $f \in \mathcal{S}_{\mathfrak{B}}^*$ if and only if $c < (e^2 - 1)/(e^2 + 1)$.*

Proof. Let $f \in \mathcal{S}^*(q_c)$ and $\Lambda_c = \{w \in \mathbb{C} : \operatorname{Re} w > 0, |w^2 - 1| < c\}$ be the region bounded by the cassinian ovals. Then

$$\sqrt{1-c} < \operatorname{Re} \frac{zf'(z)}{f(z)} < \sqrt{1+c}.$$

Now to find the range of c for which Λ_c lies inside $\mathfrak{B}(\mathbb{D})$, we must ensure that

$$\sqrt{\frac{2}{1+e^2}} < \sqrt{1-c} \quad \text{and} \quad e\sqrt{\frac{2}{1+e^2}} > \sqrt{1+c}.$$

Clearly, if $c \in (0, (e^2 - 1)/(e^2 + 1))$ then the above necessary conditions hold. To establish sufficiency, consider $z = e^{i\theta}$, then for $c = (e^2 - 1)/(e^2 + 1)$, we have

$$q_c(\theta) := \frac{(2(1 + e^4 + (e^4 - 1)\cos\theta))^{\frac{1}{4}} (\cos t + i \sin t)}{\sqrt{1 + e^2}},$$

where $t = \frac{1}{2} \arctan \frac{(e^2 - 1)\sin\theta}{1 + e^2 + (e^2 - 1)\cos\theta}$. Notably, owing to the symmetry of $q_c(\theta)$ about the real axis, our consideration of θ is restricted to the range $[0, \pi]$. For $c = (e^2 - 1)/(e^2 + 1)$, it can be easily observed that the squared distance between the boundary curves $q_c(\theta)$ and $\mathfrak{B}(e^{i\theta})$ is always non-zero for $\theta \in (0, \pi)$. Consequently, the curves do not intersect, affirming that Λ_c remains confined within $\mathfrak{B}(\mathbb{D})$. This concludes the proof. \blacksquare

3. DIFFERENTIAL SUBORDINATION RESULTS

In this section, we need the following lemma from [14]:

Lemma 3.1. [14, Theorem 3.4h, p.132] *Let $g(z)$ be univalent in \mathbb{D} , Φ and Θ be analytic in a domain Ω containing $g(\mathbb{D})$ such that $\Phi(w) \neq 0$, when $w \in g(\mathbb{D})$. Now letting $Q(z) = zg'(z) \cdot \Phi(g(z))$, $h(z) = \Theta(g(z)) + Q(z)$ and either h is convex or G is starlike. In addition, if*

$$\operatorname{Re} \frac{zh'(z)}{Q(z)} = \operatorname{Re} \left(\frac{\Theta'(g(z))}{\Phi(g(z))} + \frac{zQ'(z)}{Q(z)} \right) > 0$$

and let p be analytic in \mathbb{D} , with $p(0) = g(0)$, $p(\mathbb{D}) \subset \Omega$ and

$$\Theta(p(z)) + zp'(z) \cdot \Phi(p(z)) \prec \Theta(g(z)) + zg'(z) \cdot \Phi(g(z)) =: h(z)$$

then $p \prec g$, and g is the best dominant.

Now we have the following lemma which is needed to prove our results:

Lemma 3.2. *Let $R_0 = e\sqrt{2/(1+e^2)} \simeq 1.32725$. Then*

$$\left| \log \left(\frac{w^2}{2 - w^2} \right) \right| \geq 2 \quad \text{if and only if} \quad |w| \geq R_0.$$

Proof. Let $w = Re^{i\theta}$ where $R > 0$ and $\theta \in (0, 2\pi]$. Then

$$\left| \log \left(\frac{w^2}{2 - w^2} \right) \right| \geq 2$$

if and only if

$$g(R, \theta) := \left(\log \frac{R^2}{\sqrt{4 + R^4 - 4R^2 \cos(2\theta)}} \right)^2 + \left(\arctan \left(\frac{2 \sin(2\theta)}{2 \cos(2\theta) - R^2} \right) \right)^2 \geq 4.$$

$g(R, \theta)$ attains its minimum at $\theta = 0$. Thus the above inequality holds if and only if

$$\left(\log \left(\frac{R^2}{2 - R^2} \right) \right)^2 \geq 4$$

which is true if and only if

$$R \geq \sqrt{\frac{2e^2}{1 + e^2}} \simeq 1.32725.$$

Thus the result holds. ■

Theorem 3.3. *Let $\alpha \in [0, 1]$, $\gamma \in (0, 1]$, $k \in \{-1, 0\}$ and $\beta \in \mathbb{C} \setminus \{0\}$ with $\operatorname{Re} \beta > 0$. Suppose $p \in \mathcal{H}$ satisfies*

$$(1 - \alpha)p(z) + \alpha p^2(z) + \beta \frac{zp'(z)}{p^k(z)} \prec \sqrt{1 + \tanh z},$$

then

$$p(z) \prec \left(\frac{1 + Az}{1 + Bz} \right)^\gamma \quad -1 < B < A \leq 1,$$

whenever

$$|\beta| \geq \frac{1}{\gamma(A - B)} \left(R_0 + \alpha \left(\frac{1 + A}{1 + B} \right)^{2\gamma} + (1 - \alpha) \left(\frac{1 + A}{1 + B} \right)^\gamma \right) \frac{(1 + A)^{\gamma(k-1)+1}}{(1 + B)^{\gamma(k-1)-1}}, \quad (3.1)$$

where $R_0 = e\sqrt{2/(1 + e^2)} \simeq 1.32725$.

Proof. Let $q(z) = ((1 + Az)/(1 + Bz))^\gamma$. Taking $\Theta(w) = (1 - \alpha)w + \alpha w^2$ and $\Phi(w) = \beta/w^k$ in Lemma 3.1, the function $Q : \mathbb{D} \rightarrow \mathbb{C}$ becomes

$$Q(z) = \frac{\beta z q'(z)}{q^k(z)} = \frac{\beta \gamma (A - B) z (1 + Bz)^{\gamma(k-1)-1}}{(1 + Az)^{\gamma(k-1)+1}}.$$

Since,

$$\frac{zQ'(z)}{Q(z)} = 1 + (\gamma(k-1) - 1) \frac{Bz}{1 + Bz} - (\gamma(k-1) + 1) \frac{Az}{1 + Az}$$

and after a computation we obtain,

$$\operatorname{Re} \frac{zQ'(z)}{Q(z)} \geq \frac{1 - AB + \gamma(A - B)(1 - k)}{(1 - A)(1 - B)} \geq 0,$$

therefore $Q(z)$ is starlike for $k = -1, 0, 1$. Further, for the function h defined by

$$h(z) := \Theta(q(z)) + Q(z) = (1 - \alpha)q(z) + \alpha q^2(z) + Q(z),$$

we have

$$\frac{zh'(z)}{Q(z)} = \frac{(1 - \alpha)q^k(z)}{\beta} + \frac{2\alpha}{\beta} q^{k+1}(z) + \frac{zQ'(z)}{Q(z)}.$$

Since $\operatorname{Re} q^k(z) > 0$ for $k = \{-1, 0, 1\}$, thus $\operatorname{Re} zh'(z)/Q(z) > 0$ for $k = \{-1, 0\}$. Hence, by Lemma 3.1, we have $p(z) \prec q(z)$, whenever

$$(1 - \alpha)p(z) + \alpha p^2(z) + \beta \frac{zp'(z)}{p^k(z)} \prec (1 - \alpha)q(z) + \alpha q^2(z) + \beta \frac{zq'(z)}{q^k(z)}.$$

Thus, it is enough to show that now

$$\sqrt{1 + \tanh z} \prec (1 - \alpha)q(z) + \alpha q^2(z) + \beta \frac{zq'(z)}{q^k(z)} = h(z).$$

Let $w = \mathfrak{B}(z) = \sqrt{1 + \tanh(z)}$. Then $\mathfrak{B}^{-1}(w) = 1/2 \log(w^2/(2 - w^2))$. Therefore the subordination $\mathfrak{B}(z) \prec h(z)$ is equivalent to $z \prec \mathfrak{B}^{-1}(h(z))$. Thus we only need to show $|\mathfrak{B}^{-1}(h(e^{i\theta}))| \geq 1$ where $0 \leq \theta \leq 2\pi$ which is true if and only if

$$\left| \log \left(\frac{\left((1 - \alpha) \left(\frac{1 + Ae^{i\theta}}{1 + Be^{i\theta}} \right)^\gamma + \alpha \left(\frac{1 + Ae^{i\theta}}{1 + Be^{i\theta}} \right)^{2\gamma} + \frac{\beta \gamma (A - B) e^{i\theta} (1 + Be^{i\theta})^{\gamma(k-1)-1}}{(1 + Ae^{i\theta})^{\gamma(k-1)+1}} \right)^2}{2 - \left((1 - \alpha) \left(\frac{1 + Ae^{i\theta}}{1 + Be^{i\theta}} \right)^\gamma + \alpha \left(\frac{1 + Ae^{i\theta}}{1 + Be^{i\theta}} \right)^{2\gamma} + \frac{\beta \gamma (A - B) e^{i\theta} (1 + Be^{i\theta})^{\gamma(k-1)-1}}{(1 + Ae^{i\theta})^{\gamma(k-1)+1}} \right)^2} \right) \right| \geq 2.$$

By Lemma 3.2, it follows that the above inequality holds whenever

$$\left| (1 - \alpha) \left(\frac{1 + Ae^{i\theta}}{1 + Be^{i\theta}} \right)^\gamma + \alpha \left(\frac{1 + Ae^{i\theta}}{1 + Be^{i\theta}} \right)^{2\gamma} + \frac{\beta\gamma(A - B)e^{i\theta}(1 + Be^{i\theta})^{\gamma(k-1)-1}}{(1 + Ae^{i\theta})^{\gamma(k-1)+1}} \right| \geq R_0,$$

which is true whenever conditions in (3.1) holds. ■

Note that the theorem stated above, Theorem 3.3, is applicable for $k = 1$ whenever $\gamma \in (0, 1/2]$. Specifically, we derive the following extended result from Theorem 3.3 when $A = 1$, $B = 0$, and $\gamma = 1/2$.

Theorem 3.4. *Let $\alpha \in [0, 1]$, $k \in \{-1, 0, 1\}$ and $\beta \in \mathbb{C} \setminus \{0\}$ with $\operatorname{Re} \beta > 0$. Suppose $p \in \mathcal{H}$ satisfies*

$$(1 - \alpha)p(z) + \alpha p^2(z) + \beta \frac{zp'(z)}{p^k(z)} \prec \sqrt{1 + \tanh z},$$

then $p(z) \prec \sqrt{1 + z}$, whenever

$$|\beta| \geq (R_0 + 2\alpha + (1 - \alpha)\sqrt{2})2^{(k+3)/2},$$

where $R_0 = e\sqrt{2/(1 + e^2)} \simeq 1.32725$.

Since the proof is much akin to the Theorem 3.3, it is omitted here.

Theorem 3.5. *Let $\delta \in \{0, 1\}$, $k \in \{-1, 0, 1\}$, $\gamma \in (0, 1]$ and $\beta \in \mathbb{C} \setminus \{0\}$ with $\operatorname{Re} \beta > 0$. Suppose $p \in \mathcal{H}$ satisfies*

$$(p(z))^\delta + \beta \frac{zp'(z)}{(p(z))^k} \prec \sqrt{1 + \tanh(z)},$$

then

$$p(z) \prec \left(\frac{1 + Az}{1 + Bz} \right)^\gamma \quad -1 < B < A \leq 1,$$

whenever

$$|\beta| \geq \frac{1}{\gamma(A - B)} \left(R_0 + \left(\frac{1 + A}{1 + B} \right)^{\delta\gamma} \right) \frac{(1 + A)^{\gamma(k-1)+1}}{(1 + B)^{\gamma(k-1)-1}}, \quad (3.2)$$

where $R_0 = e\sqrt{2/(1 + e^2)} \simeq 1.32725$.

Proof. Let $q(z) = ((1 + Az)/(1 + Bz))^\gamma$. Taking $\Theta(w) = w^\delta$ and $\Phi(w) = \beta/w^k$ in Lemma 3.1, the function $Q : \mathbb{D} \rightarrow \mathbb{C}$ becomes

$$Q(z) = \frac{\beta z q'(z)}{q^k(z)} = \frac{\beta\gamma(A - B)z(1 + Bz)^{\gamma(k-1)-1}}{(1 + Az)^{\gamma(k-1)+1}}$$

is starlike for $k \in \{-1, 0, 1\}$. Further, for the function h defined by $h(z) := q^\delta(z) + Q(z)$, we have

$$\frac{zh'(z)}{Q(z)} = \frac{\delta}{\beta} q^{\delta+k-1}(z) + \frac{zQ'(z)}{Q(z)}.$$

Since $\operatorname{Re} q^k(z) > 0$ for $k = \{-1, 0, 1\}$, thus for $\delta \in \{0, 1\}$, we have $\operatorname{Re} zh'(z)/Q(z) > 0$ whenever $k = \{-1, 0, 1\}$. Hence, by Lemma 3.1,

$$p^\delta(z) + \beta \frac{zp'(z)}{p^k(z)} \prec q^\delta(z) + \beta \frac{zq'(z)}{q^k(z)} =: h(z)$$

implies $p(z) \prec q(z)$. Now to prove our desired result, it is enough to show that $\sqrt{1 + \tanh z} \prec h(z)$. Let $w = \mathfrak{B}(z) = \sqrt{1 + \tanh(z)}$. Then $\mathfrak{B}^{-1}(w) = 1/2 \log(w^2/(2 - w^2))$. Therefore the subordination $\mathfrak{B}(z) \prec h(z)$ is equivalent to $z \prec \mathfrak{B}^{-1}(h(e^{i\theta}))$. Thus we only need to show $|\mathfrak{B}^{-1}(h(e^{i\theta}))| \geq 1$ where $\theta \in [0, 2\pi)$ which is true if and only if

$$\left| \log \left(\frac{\left(\left(\frac{1 + Ae^{i\theta}}{1 + Be^{i\theta}} \right)^{\delta\gamma} + \frac{\beta\gamma(A - B)e^{i\theta}(1 + Be^{i\theta})^{\gamma(k-1)-1}}{(1 + Ae^{i\theta})^{\gamma(k-1)+1}} \right)^2}{2 - \left(\left(\frac{1 + Ae^{i\theta}}{1 + Be^{i\theta}} \right)^{\delta\gamma} + \frac{\beta\gamma(A - B)e^{i\theta}(1 + Be^{i\theta})^{\gamma(k-1)-1}}{(1 + Ae^{i\theta})^{\gamma(k-1)+1}} \right)^2} \right) \right| \geq 2.$$

By Lemma 3.2, it follows that the above inequality holds whenever

$$\left| \left(\frac{1 + Ae^{i\theta}}{1 + Be^{i\theta}} \right)^{\delta\gamma} + \frac{\beta\gamma(A - B)e^{i\theta}(1 + Be^{i\theta})^{\gamma(k-1)-1}}{(1 + Ae^{i\theta})^{\gamma(k-1)+1}} \right| \geq R_0,$$

which is true whenever conditions in 3.2 holds. ■

4. RADIUS RESULTS

We begin with the following result:

Theorem 4.1. *The sharp $\mathcal{S}_{\mathfrak{B}}^*$ -radius for the class $\mathcal{S}^*[A, B]$ is given by*

$$(i) \ R_{\mathcal{S}_{\mathfrak{B}}^*}(\mathcal{S}^*[A, B]) = \min \left\{ 1; \frac{\sqrt{2e - \sqrt{1+e^2}}}{A\sqrt{1+e^2} - \sqrt{2e}B} \right\} =: R_1, \text{ whenever } -1 \leq B < 0 < A \leq 1.$$

$$(ii) \ R_{\mathcal{S}_{\mathfrak{B}}^*}(\mathcal{S}^*[A, B]) = \begin{cases} R_1 & R_1 \leq R_0 \\ R_2 & R_1 > R_0 \end{cases} \text{ whenever } 0 \leq B < A \leq 1,$$

where

$$R_0 := \sqrt{\frac{\sqrt{2(1+e^2)} - e - 1}{B(\sqrt{2(1+e^2)}A - Be - B)}} \text{ and } R_2 := \min \left\{ 1, \frac{\sqrt{1+e^2} - \sqrt{2}}{A\sqrt{1+e^2} - \sqrt{2}B} \right\}.$$

Proof. Let $f \in \mathcal{S}^*[A, B]$. Then by [3], we have

$$\left| \frac{zf'(z)}{f(z)} - c \right| \leq \frac{(A - B)r}{1 - B^2r^2}, \quad (4.1)$$

where

$$c := \frac{1 - AB r^2}{1 - B^2 r^2}.$$

Case (i): If $-1 \leq B < 0 < A \leq 1$, then $c \geq 1$. We observe that $f \in \mathcal{S}_{\mathfrak{B}}^*$, if the disk (4.1) is contained in the disk (2.3). Thus, by Lemma 2.7, it suffices to show that

$$\frac{(A - B)r}{1 - B^2r^2} \leq e \sqrt{\frac{2}{1 + e^2}} - \frac{1 - AB r^2}{1 - B^2r^2},$$

which yields

$$r \leq \frac{\sqrt{2e} - \sqrt{1 + e^2}}{A\sqrt{1 + e^2} - \sqrt{2e}B}.$$

Case (ii): If $0 \leq B < A \leq 1$, then $c \leq 1$. Further, if $R_1 \leq R_0$, then $c \geq (e+1)/\sqrt{2(1+e^2)} \simeq 0.9077$ if and only if $r \leq R_0$. Therefore, in particular for $r \leq R_1$, we deduce that $c \geq (e+1)/\sqrt{2(1+e^2)}$. Hence by Lemma 2.7, we see that $f \in \mathcal{S}_{\mathfrak{B}}^*$, if

$$\frac{(A - B)r}{1 - B^2r^2} \leq e \sqrt{\frac{2}{1 + e^2}} - \frac{1 - AB r^2}{1 - B^2r^2},$$

i.e, if $r \leq R_1$. Now if $R_1 > R_0$, then $c \leq (e+1)/\sqrt{2(1+e^2)}$ if and only if $r \geq R_0$. Therefore, in particular for $r \geq R_1$, we have $c \leq (e+1)/\sqrt{2(1+e^2)}$. Now again by Lemma 2.7, we see that $f \in \mathcal{S}_{\mathfrak{B}}^*$ if

$$\frac{(A-B)r}{1-B^2r^2} \leq \frac{1-ABr^2}{1-B^2r^2} - \sqrt{\frac{2}{1+e^2}},$$

i.e, if $r \leq R_2$. The result follows with sharpness due to the function $f_{A,B}(z)$, given by

$$f_{A,B}(z) = \begin{cases} z(1+Bz)^{\frac{A-B}{B}}; & B \neq 0, \\ z \exp(Az); & B = 0, \end{cases}$$

which completes the proof. ■

Corollary 4.2. *The sharp $\mathcal{S}_{\mathfrak{B}}^*$ -radius for $\mathcal{S}^*(\alpha)$ is $\frac{\sqrt{2e}-\sqrt{1+e^2}}{(1-2\alpha)\sqrt{1+e^2}+\sqrt{2e}}$, $\alpha \in [0, 1)$. In particular, $R_{\mathcal{S}_{\mathfrak{B}}^*}(\mathcal{S}^*) = \frac{\sqrt{2e}-\sqrt{1+e^2}}{\sqrt{2e}+\sqrt{1+e^2}} \simeq 0.1406$. The bound is sharp for $k_{\alpha}(z) = z/(1-z)^{2(1-\alpha)}$.*

Remark 4.3. Note that for $A, B \in [-1, 1]$ where $A \neq B$, $(1+Az)/(1+Bz)$ maps unit disk onto

$$H(\mathbb{D}) := \left\{ w \in \mathbb{C} : \left| w - \frac{1-AB}{1-B^2} \right| < \frac{|A-B|}{1-B^2} \right\}.$$

Clearly, $(1+Az)/(1+Bz)$ and $(1-Az)/(1-Bz)$ represent the same region $H(\mathbb{D})$, hence the radius result for all the possibilities of A and B are incorporated in the Theorem 4.1.

Theorem 4.4. *The sharp $\mathcal{S}_{\mathfrak{B}}^*$ -radius for the classes \mathcal{S}_e^* , \mathcal{S}_{SG}^* , $\mathcal{S}_{\mathcal{C}}^*$ and \mathcal{S}_{ϱ}^* are given by*

- (i) $R_{\mathcal{S}_{\mathfrak{B}}^*}(\mathcal{S}_e^*) = r_e = 1 + \log(\sqrt{2/(1+e^2)}) \simeq 0.28311$.
- (ii) $R_{\mathcal{S}_{\mathfrak{B}}^*}(\mathcal{S}_{SG}^*) = r_{SG} = -\log(e^{-1}\sqrt{2(1+e^2)} - 1) \simeq 0.679492$.
- (iii) $R_{\mathcal{S}_{\mathfrak{B}}^*}(\mathcal{S}_{\mathcal{C}}^*) = r_{\mathcal{C}} = (e^2 - 1)/(2e\sqrt{2(e^2 + 1)}) \simeq 0.2869$.
- (iv) $R_{\mathcal{S}_{\mathfrak{B}}^*}(\mathcal{S}_{\varrho}^*) = r_{\varrho} \simeq 0.253877$, where r_{ϱ} is the smallest positive root of the equation

$$\sqrt{1+e^2}(1+re^r) = \sqrt{2e}.$$

Proof. (i) Let $f \in \mathcal{S}_e^*$, then $zf'(z)/f(z) \prec e^z$. Since for $|z| \leq r$, we have

$$\left| \frac{zf'(z)}{f(z)} - 1 \right| \leq e^r - 1,$$

thus by lemma 2.7, it becomes evident that for $r \leq r_e$, the disk described above will be contained within $\mathfrak{B}(\mathbb{D})$. The sharpness of the result can be verified by the function, given by

$$f_0(z) = z \exp \left(\int_0^z \frac{e^t - 1}{t} dt \right).$$

(ii) If $f \in \mathcal{S}_{SG}^*$, then $zf'(z)/f(z) \prec 2/(1+e^{-z}) =: \psi(z)$. We need to find the value of r such that $zf'(z)/f(z) \subset \mathfrak{B}(\mathbb{D})$ for $z \in \mathbb{D}_r$. It suffices to determine the value of r that satisfies $\psi(\mathbb{D}_r) \subset \mathfrak{B}(\mathbb{D})$. For it to hold, it is necessary that

$$\frac{2}{1+e^{-r}} = \psi(r) \leq \mathfrak{B}(1) = e\sqrt{\frac{2}{1+e^2}},$$

which gives

$$r \leq -\log(e^{-1}\sqrt{2(1+e^2)} - 1) =: r_{SG}.$$

In fact, the image of the disk $\mathbb{D}_{r_{SG}}$ under the function $\psi(z)$ lies inside the domain $\mathfrak{B}(\mathbb{D})$, can be seen in the figure 3.

(iii) Let $f \in \mathcal{S}_{\mathcal{C}}^*$, we have $zf'(z)/f(z) \prec z + \sqrt{1+z^2}$. Since for $|z| \leq r$




FIGURE 3. Sigmoid domain $\psi(\mathbb{D}_{r_{SG}})$ is sharply contained in $\mathfrak{B}(\mathbb{D})$.

$$\left| \frac{zf'(z)}{f(z)} - 1 \right| \leq r + \sqrt{1+r^2} - 1,$$

thus in view of Lemma 2.7 the above disk lies inside the domain $\mathfrak{B}(\mathbb{D})$ if $r + \sqrt{1+r^2} - 1 \leq e\sqrt{2/(1+e^2)} - 1$. This further implies $r \leq r_{\mathcal{Q}}$. The result is sharp for the function

$$f_{\mathcal{Q}}(z) = z \exp \left(\int_0^z \frac{t + \sqrt{1+t^2} - 1}{t} dt \right) = z + z^2 + \frac{3z^3}{4} + \frac{5z^4}{12} + \frac{z^5}{6} + \dots$$

(iv) Let $f \in \mathcal{S}_{\rho}^*$, then $zf'(z)/f(z) \prec 1 + ze^z$. For $|z| \leq r$, we have

$$\left| \frac{zf'(z)}{f(z)} - 1 \right| \leq re^r.$$

Thus by lemma 2.7, it is clear that for the above disk to lie in $\mathfrak{B}(\mathbb{D})$, we need $re^r \leq e\sqrt{2/(1+e^2)} - 1$, which implies that $r \leq r_{\rho}$. The sharpness of the result can be verified by the function $f_{\rho}(z) = ze^{e^z-1}$. \blacksquare

In 2019, Khatter et al. [6] extended the previously defined classes $\mathcal{S}_L^* := \mathcal{S}^*(\sqrt{1+z})$ and $\mathcal{S}_e^* := \mathcal{S}^*(e^z)$ to encompass broader families of functions. Specifically, they introduced the classes $\mathcal{S}_L^*(\alpha) := \mathcal{S}^*(\alpha + (1-\alpha)\sqrt{1+z})$ and $\mathcal{S}_{\alpha,e}^* := \mathcal{S}^*(\alpha + (1-\alpha)e^z)$, where $\alpha \in [0, 1)$.

Theorem 4.5. *The sharp $\mathcal{S}_{\mathfrak{B}}^*$ -radius for the classes $\mathcal{S}_L^*(\alpha)$ and $\mathcal{S}_e^*(\alpha)$, are given by*

(i) $R_{\mathcal{S}_{\mathfrak{B}}^*}(\mathcal{S}_L^*(\alpha)) = r_L(\alpha) := 1 - ((\sqrt{2/(1+e^2)} - \alpha)/(1-\alpha))^2$, where $\alpha \in [0, 1 - e/\sqrt{2(1+e^2)})$.

(ii) $R_{\mathcal{S}_{\mathfrak{B}}^*}(\mathcal{S}_e^*(\alpha)) = r_e(\alpha) := \log \left((e\sqrt{2/(1+e^2)} - \alpha)/(1-\alpha) \right)$, where $\alpha \in [0, 1)$.

Proof. (i) If $f \in \mathcal{S}_L^*(\alpha)$, then $zf'(z)/f(z) \prec \alpha + (1-\alpha)\sqrt{1+z} =: \psi_{L,\alpha}(z)$. We need to find the value of r such that $zf'(z)/f(z) \subset \mathfrak{B}(\mathbb{D})$ for $z \in \mathbb{D}_r$. It suffices to determine the value of r that satisfies $\psi_{L,\alpha}(\mathbb{D}_r) \subset \mathfrak{B}(\mathbb{D})$. For it to hold, it is necessary that

$$\sqrt{\frac{2}{1+e^2}} = \mathfrak{B}(-1) \leq \psi_{L,\alpha}(-r) = \alpha + (1-\alpha)\sqrt{1-r},$$

which gives

$$r \leq 1 - \left(\frac{1}{1-\alpha} \left(\sqrt{\frac{2}{1+e^2}} - \alpha \right) \right)^2 =: r_L(\alpha).$$

In fact, the image of the disk $\mathbb{D}_{r_L(\alpha)}$ under the function $\psi_{L,\alpha}(z)$ lies inside the domain $\mathfrak{B}(\mathbb{D})$, can be seen in the figure 4, for some particular cases of α . Thus the result holds.

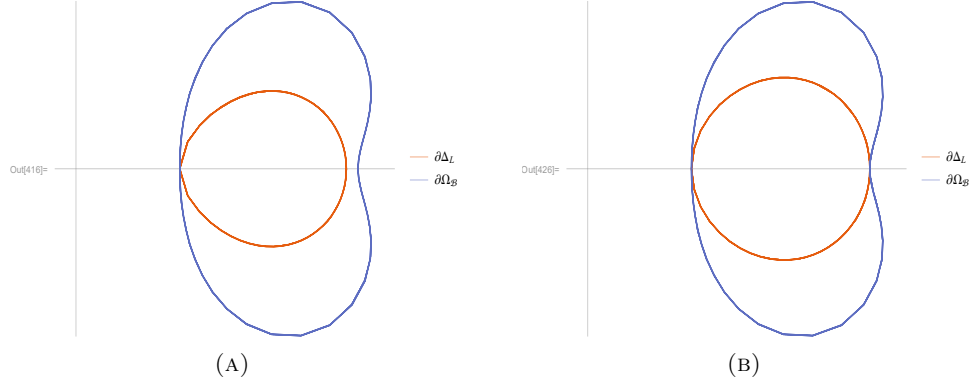


FIGURE 4. (A) Sharpness for $\alpha = 0.3$, $\psi_{L,0.3}(\partial\mathbb{D}_{r_L(0.3)}) \subseteq \mathfrak{B}(\mathbb{D})$ and (B) Sharpness for $\alpha = 0$, $\psi_{L,0}(\partial\mathbb{D}_{r_L(0)}) \subseteq \mathfrak{B}(\mathbb{D})$.

(ii) If $f \in \mathcal{S}_{\alpha,e}^*$, then $zf'(z)/f(z) \prec \alpha + (1 - \alpha)e^z =: \psi_{e,\alpha}(z)$. We need to find the value of r such that $zf'(z)/f(z) \subset \mathfrak{B}(\mathbb{D})$ for $z \in \mathbb{D}_r$. It suffices to determine the value of r that satisfies $\psi_{e,\alpha}(\mathbb{D}_r) \subset \mathfrak{B}(\mathbb{D})$. For it to hold, it is necessary that

$$\alpha + (1 - \alpha)e^r = \psi_{L,\alpha}(r) \leq \mathfrak{B}(1) = e\sqrt{\frac{2}{1 + e^2}},$$

which gives

$$r \leq \log \left(\frac{1}{1 - \alpha} \left(e\sqrt{\frac{2}{1 + e^2}} - \alpha \right) \right) =: r_e(\alpha).$$

In fact, the image of the disk $\mathbb{D}_{r_e(\alpha)}$ under the function $\psi_{e,\alpha}(z)$ lies inside the domain $\mathfrak{B}(\mathbb{D})$, can be seen in the figure 5, for some particular cases of α . Thus the result holds. ■

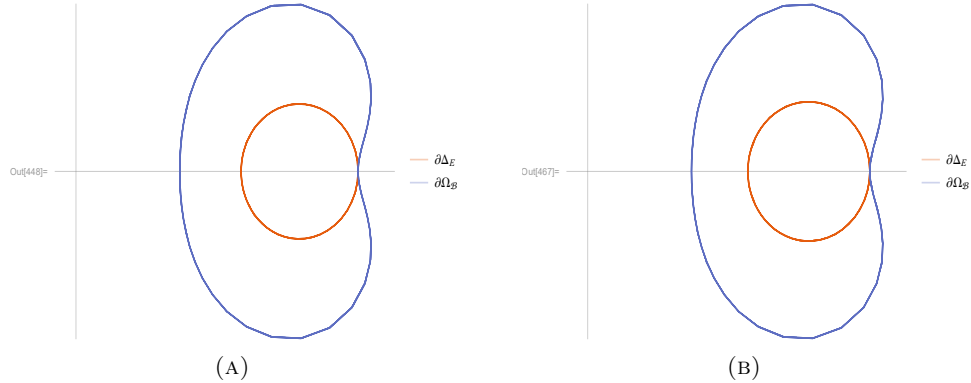


FIGURE 5. (A) Sharpness for $\alpha = 0.3$, $\psi_{e,0.3}(\partial\mathbb{D}_{r_e(0.3)}) \subseteq \mathfrak{B}(\mathbb{D})$ and (B) Sharpness for $\alpha = 0$, $\psi_{e,0}(\partial\mathbb{D}_{r_e(0)}) \subseteq \mathfrak{B}(\mathbb{D})$.

Before we proceed to our next result, we need to recall the following classes: For $0 \leq \alpha < 1$, $\mathcal{BS}^*(\alpha) := \{f \in \mathcal{A} : zf'(z)/f(z) \prec 1 + z/(1 - \alpha z^2)\}$ and $\mathcal{S}_{cs}^*(\alpha) := \{f \in \mathcal{A} : zf'(z)/f(z) \prec 1 + z/((1 - z)(1 + \alpha z))\}$ defined in [5] and [11] by Kargar et al. and Masih et al. respectively. Apart from that, Masih and Kanas [12] extensively studied the class $\mathcal{ST}_L^*(s)$, which is associated with the Limaçon of Pascal, defined as $\{f \in \mathcal{A} : zf'(z)/f(z) \prec \mathbb{L}_s(z)\}$, where $\mathbb{L}_s(z) = (1 + sz)^2$ and $s \in [-1, 1] \setminus \{0\}$.

Theorem 4.6. *The sharp $\mathcal{S}_{\mathfrak{B}}^*$ -radius for the classes $\mathcal{BS}^*(\alpha)$, $\mathcal{S}_{cs}^*(\alpha)$ and $\mathcal{ST}_L(s)$ are given by*

(i) $R_{\mathcal{S}_{\mathfrak{B}}^*}(\mathcal{BS}^*(\alpha)) = r_{BS}(\alpha) = 1 - \sqrt{1 + 4\alpha(1 - e\sqrt{2/(1+e^2)})^2/(2\alpha(1 - e\sqrt{2/(1+e^2)}))}$, where $\alpha \in [0, 1]$.

(ii) $R_{\mathcal{S}_{\mathfrak{B}}^*}(\mathcal{S}_{cs}^*(\alpha)) = r_{cs}(\alpha)$, where $r_{cs}(\alpha)$ is the smallest positive root of

$$\frac{(1+e^2)(1+\alpha r - \alpha r^2)}{(1-r)(1+\alpha r)} - e\sqrt{2(1+e^2)} = 0,$$

where $\alpha \in [0, 1]$.

(iii) $R_{\mathcal{S}_{\mathfrak{B}}^*}(\mathcal{ST}_L(s)) = \min\{1, r^*\}$, where r^* is the smallest positive root of

$$(1+e^2)(1+sr)^2 - e\sqrt{2(1+e^2)} = 0,$$

where $|s| \leq 1 \setminus \{0\}$.

Proof. (i) Let $f \in \mathcal{BS}^*(\alpha)$. Therefore $zf'(z)/f(z) \prec 1 + z/(1 - \alpha z^2)$. Since

$$\left| \frac{zf'(z)}{f(z)} - 1 \right| \leq \frac{r}{1 - \alpha r^2}, \quad |z| \leq r$$

thus in view of Lemma 2.7, the above disk lies inside the domain $\mathfrak{B}(\mathbb{D})$ whenever $r/(1 - \alpha r^2) \leq e\sqrt{2/(1+e^2)} - 1$. This further implies $r \leq r_{BS}(\alpha)$.

(ii) Let $f \in \mathcal{S}_{cs}^*(\alpha)$, then $zf'(z)/f(z) \prec 1 + z/((1-z)(1+\alpha z))$. Since

$$\left| \frac{zf'(z)}{f(z)} - 1 \right| \leq \frac{r}{(1-r)(1+\alpha r)}, \quad |z| \leq r$$

thus by lemma 2.7, it is clear that for the above disk to lie in $\mathfrak{B}(\mathbb{D})$, we need $r/((1-r)(1+\alpha)) \leq e\sqrt{2/(1+e^2)} - 1$, which implies that $r \leq r_{cs}(\alpha)$.

(iii) Let $f \in \mathcal{ST}_L(s)$. Therefore $zf'(z)/f(z) \prec (1+sz)^2$. Since

$$\left| \frac{zf'(z)}{f(z)} - 1 \right| \leq (1+sr)^2 - 1, \quad |z| \leq r$$

thus in view of Lemma 2.7 the above disk lies inside the domain $\mathfrak{B}(\mathbb{D})$ if $(1+sr)^2 \leq e\sqrt{2/(1+e^2)}$. This further implies $r \leq \min\{1, r^*\}$. \blacksquare

Theorem 4.7. *If $f \in \mathcal{S}_{\mathfrak{B}}^*$. Then*

(i) $f \in \mathcal{C}(\alpha)$ in $|z| < r_\alpha$, where r_α is the smallest positive root of the equation

$$1 - \tanh r = \left(\alpha + \frac{r(1 + \tanh r)}{2(1 - r^2)} \right)^2, \quad \alpha \in (0, 1]. \quad (4.2)$$

(ii) $f \in \mathcal{S}^*(\alpha)$ in $|z| < (\log((2 - \alpha^2)/\alpha^2))/2$, where $\alpha \in (\sqrt{2/(1+e^2)}, 1)$.

Proof. Let $f \in \mathcal{S}_{\mathfrak{B}}^*$, then there exist a Schwarz function $w(z)$ such that

$$\frac{zf'(z)}{f(z)} = \sqrt{1 + \tanh w(z)}. \quad (4.3)$$

(i) By differentiating (4.3), we obtain

$$1 + \frac{zf''(z)}{f'(z)} = \sqrt{1 + \tanh w(z)} + \frac{z \operatorname{sech}^2 w(z) w'(z)}{2(1 + \tanh w(z))}.$$

Taking the real parts in the above equation and considering $w(z) = Re^{i\theta}$ with $R \leq r = |z|$, we get

$$\begin{aligned}
\operatorname{Re} \left(1 + \frac{zf''(z)}{f'(z)} \right) &= \operatorname{Re} \sqrt{1 + \tanh w(z)} + \operatorname{Re} \left(\frac{z \operatorname{sech}^2 w(z) w'(z)}{2(1 + \tanh w(z))} \right) \\
&\geq \operatorname{Re} \sqrt{1 + \tanh w(z)} - \frac{|z| |\operatorname{sech}^2 w(z)| |w'(z)|}{2|1 + \tanh w(z)|} \\
&\geq \sqrt{1 + \tanh R} - \frac{r(1 + |\tanh w(z)|)(1 - |w(z)|^2)}{2(1 - |z|^2)} \\
&\geq \sqrt{1 - \tanh r} - \frac{r(1 + \tanh R)(1 - R^2)}{2(1 - r^2)} \\
&\geq \sqrt{1 - \tanh r} - \frac{r(1 + \tanh r)}{2(1 - r^2)} =: h(r).
\end{aligned}$$

By computing the derivative of $h(r)$, it is evident that $h(r)$ is a decreasing function in the interval $[0, 1)$ with $h(0) = 1$. Consequently, for $f \in \mathcal{C}(\alpha)$, it is necessary that $h(r) \geq \alpha$, which follows directly from (4.2).

(ii) For $f \in \mathcal{S}_{\mathfrak{B}}^*$, observe that

$$\operatorname{Re} \frac{zf'(z)}{f(z)} = \operatorname{Re} \sqrt{1 + \tanh w(z)} \geq \sqrt{1 - \tanh |z|} = \sqrt{\frac{2}{1 + e^{2|z|}}}.$$

Given that $\tanh |z|$ is an increasing function, for $|z| < \frac{1}{2} \log \frac{2-\alpha^2}{\alpha^2} = \operatorname{arctanh}(1-\alpha^2)$, $\alpha \in (\sqrt{2/(1+e^2)}, 1)$, we have $\tanh |z| \leq 1 - \alpha^2$, leading to

$$\operatorname{Re} \frac{zf'(z)}{f(z)} \geq \sqrt{1 - (1 - \alpha^2)} = \alpha.$$

The result is sharp for the function f_0 defined in (1.3). ■

REFERENCES

- [1] K. Gangania and S. S. Kumar, On a certain generalizations of $\mathcal{S}^*(\psi)$: II, arXiv preprint arXiv:2106.04962 (2021).
- [2] P. Goel and S. S. Kumar, Certain class of starlike functions associated with modified sigmoid function, Bull. Malays. Math. Sci. Soc. (2019). <https://doi.org/10.1007/s40840-019-00784-y>.
- [3] W. Janowski, Extremal problems for a family of functions with positive real part and for some related families, Ann. Polon. Math. **23** (1970/71), 159–177.
- [4] R. Kanaga and V. Ravichandran, Starlikeness associated with crescent-shaped region, Anal. Math. Phys. **12** (2022), p.132.
- [5] R. Kargar, A. Ebadian and J. Sokół, On Booth lemniscate and starlike functions, Anal. Math. Phys. **9** (2019), no. 1, 143–154.
- [6] K. Khatter, V. Ravichandran and S. Sivaprasad Kumar, Starlike functions associated with exponential function and the lemniscate of Bernoulli, Rev. R. Acad. Cienc. Exactas Fís. Nat. Ser. A Mat. RACSAM **113** (2019), no. 1, 233–253.
- [7] S. S. Kumar and S. Banga, On certain exact differential subordinations involving convex dominants, Mediterr. J. Math. **18** (2021) 260.
- [8] S. S. Kumar and K. Gangania, A cardioid domain and starlike functions, Anal. Math. Phys. **11** (2021), no. 2, 1–34.
- [9] S. S. Kumar and P. Yadav, On Oblique Domains of Janowski Function, Math. Slovaca **73** (2023), no. 2, 407–424.
- [10] W. C. Ma and D. Minda, A unified treatment of some special classes of univalent functions, in *Proceedings of the Conference on Complex Analysis (Tianjin, 1992)*, 157–169, Conf. Proc. Lecture Notes Anal., I, Int. Press, Cambridge, MA.
- [11] V. S. Masih, A. Ebadian S. Yalçin, Some properties associated to a certain class of starlike functions, Math. Slovaca **69** (2019), no. 6, 1329–1340.
- [12] V. S. Masih and S. Kanas, Subclasses of Starlike and Convex Functions Associated with the Limaçon Domain, Symmetry **12** (2020), no. 6, 942.

- [13] R. Mendiratta, S. Nagpal and V. Ravichandran, On a subclass of strongly starlike functions associated with exponential function, *Bull. Malays. Math. Sci. Soc.* **38** (2015), no. 1, 365–386.
- [14] S. S. Miller and P. T. Mocanu, *Differential subordinations*, Monographs and Textbooks in Pure and Applied Mathematics, **225**, Marcel Dekker, Inc., New York (2000).
- [15] R. K. Raina and J. Sokół, Some properties related to a certain class of starlike functions, *C. R. Math. Acad. Sci. Paris* **353** (2015), no. 11, 973–978.
- [16] P. Sharma, R. K. Raina and J. Sokół, Certain Ma-Minda type classes of analytic functions associated with the crescent-shaped region, *Anal. Math. Phys.* **9** (2019), no. 4, 1887–1903.
- [17] J. Sokół and J. Stankiewicz, Radius of convexity of some subclasses of strongly starlike functions, *Zeszyty Nauk. Politech. Rzeszowskiej Mat.* No. 19 (1996), 101–105.
- [18] J. Sokół, On some subclass of strongly starlike functions, *Demonstratio Math.* 21 (1998) 81–86.

DEPARTMENT OF APPLIED MATHEMATICS, DELHI TECHNOLOGICAL UNIVERSITY, DELHI-110042, INDIA
Email address: `spkumar@dce.ac.in`

DEPARTMENT OF APPLIED MATHEMATICS, DELHI TECHNOLOGICAL UNIVERSITY, DELHI-110042, INDIA
Email address: `poojayv100@gmail.com`