

# THE UNREASONABLE INEFFECTIVENESS OF THE DEEPER LAYERS

Andrey Gromov\*  
Meta FAIR & UMD

Kushal Tirumala\*  
Meta FAIR

Hassan Shapourian  
Cisco

Paolo Glorioso  
Zyphra

Daniel A. Roberts  
MIT & Sequoia Capital

## ABSTRACT

How is knowledge stored in an LLM’s weights? We study this via layer pruning: if removing a certain layer does not affect model performance in common question-answering benchmarks, then the weights in that layer are not necessary for storing the knowledge needed to answer those questions. To find these unnecessary parameters, we identify the optimal block of layers to prune by considering similarity across layers; then, to “heal” the damage, we perform a small amount of finetuning. Surprisingly, with this method we find minimal degradation of performance until after a large fraction (up to half) of the layers are removed for some common open-weight models. From a scientific perspective, the robustness of these LLMs to the deletion of layers implies either that current pretraining methods are not properly leveraging the parameters in the deeper layers of the network or that the shallow layers play a critical role in storing knowledge. For our study, we use parameter-efficient finetuning (PEFT) methods, specifically quantization and Low Rank Adapters (QLoRA), such that each of our experiments can be performed on a single 40GB A100 GPU.

## 1 INTRODUCTION

In this work we study a very simple pruning strategy using open-weight LLMs. In particular, we develop a method that uses the similarity between the representations at different layers to identify the optimal layers to prune for a given pruning fraction; then, after removing these layers we “heal” the pruning-induced mismatch with a small amount of fine tuning (using QLoRA). Our main result is that we can remove a substantial fraction of the *deepest layers* from models with minimal degradation in downstream question-answering benchmarks. For example, for Llama-2-70B (Touvron et al., 2023) we can eliminate up to roughly *half* of the layers before the performance collapses. An overview of our strategy and the results of pruning Llama-2-70B are shown in Figure 1.

Our intuition for dropping layers comes from considering the residual structure of the transformer architecture. In more detail, the output of the final layer can be decomposed as a sum over the outputs of all the model layers plus the embedded input. If such a sum had numerous and independent terms, then removing a handful of them should not significantly change the output. However, since the terms are not independent – each layer is input to the following layer – we should expect to be able to remove terms if the residual contribution from a particular layer is small. In other words, if the output of each layer does not change too much from layer to layer.<sup>1</sup>

\*Co-first authors; please direct correspondence to the union of {gromovand@meta.com, kushaltirumala99@gmail.com, drob@mit.edu}.

<sup>1</sup>This is strongly suggested by “lens” investigations that studied the evolution of the token distribution as a function of layer index such as the “logit lens” (nostalgebraist, 2020) and the “tuned lens” (Belrose et al., 2023). A separate line of reasoning along these lines previously inspired neural ODEs (Chen et al., 2018), and led Yang et al. (2023) to argue that ideally representation should change substantially from layer to layer in order to most effectively make use of the parameters of a network.

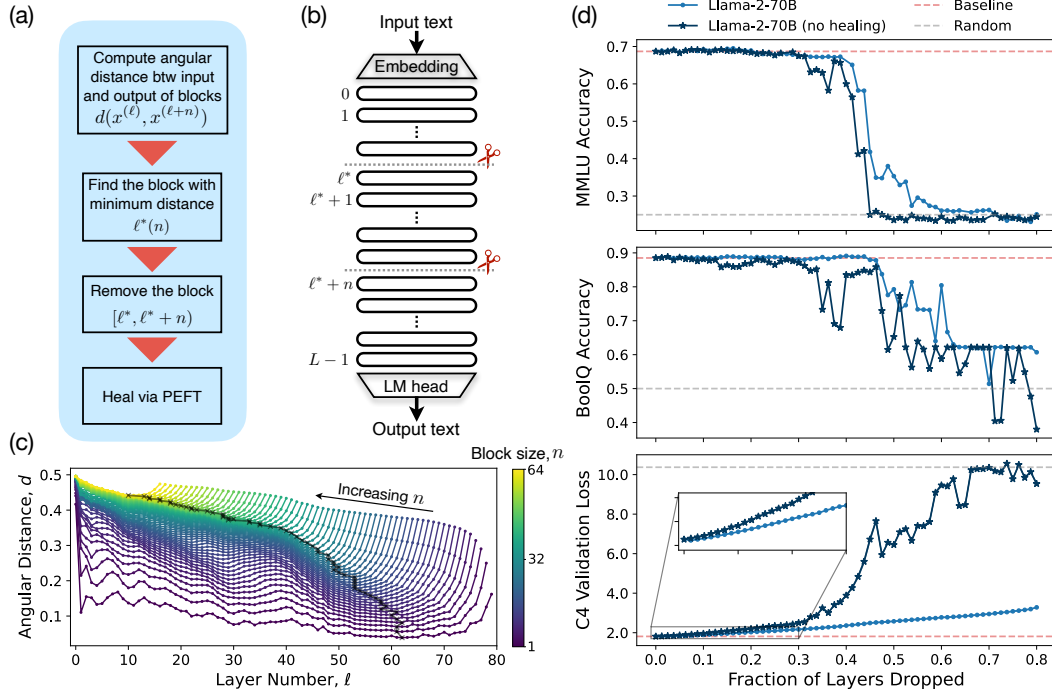


Figure 1: Overview of our layer-pruning strategy and example results: (a) a flowchart describing the algorithm: if removing  $n$  layers, we find the layer,  $\ell^*$ , that minimizes the angular distance,  $d$ , between layers  $\ell$  and  $\ell + n$ ; we then remove the  $n$  layers beginning with layer  $\ell^*$ ; finally, if necessary, we can “heal” the damage with a small amount of (parameter-efficient) finetuning. (b) a schematic depicting the removal of  $n$  total layers, indexed from  $\ell^*$  to  $\ell^* + n - 1$ . (c) angular distance,  $d$ , between different numbers of layers,  $n$ , vs. the layer number,  $\ell$ , that indexes the beginning of the block of  $n$ ; the bottom curve (darkest purple) represents  $n = 1$ , while the top curve (lightest yellow) represents  $n = 64$ ; the black line traces  $\ell^*(n)$ , the minimum of the angular distance across the different sized layer blocks. (d) results of pruning Llama-2-70B with healing (light blue) and without healing (dark blue) as a function of the fraction of layers removed: the top (middle) panel gives the accuracy on the MMLU (BoolQ) question-answering benchmark, while the bottom panel the autoregressive loss on a subset of the C4 validation set; here, the dashed red lines (dashed gray lines) indicate the accuracy or loss of the original unpruned model (of random guessing); these plots illustrate that typical behavior we find in which there are sharp transitions in performance for the accuracy of question-answering tasks (here between 40%-50% pruning fraction), but continuity and very slow growth in the healed loss (light blue) up to at least to 80% pruning fraction.

In conjunction with our layer pruning, we investigate the similarity of layer representations at different separations and find broadly that deeper layers are qualitatively more similar to neighboring layers than shallow layers (with the exception of the very final layer). This suggests an even simpler pruning strategy: remove layers beginning at the penultimate layer and proceed from deep to shallow until the desired number of layers have been removed. In this case, we find that, after healing the damage with a small amount of QLoRA finetuning, we can achieve performance that nearly matches the more involved similarity-informed layer pruning strategy. The effectiveness of this method is evidence that LLMs might not properly leverage the parameters in the deeper layers of the network.

That said, while question-answering (QA) benchmarks such as MMLU and BoolQ are robust to a large amount of layer pruning, other measures of performance are not: if we look at the loss on next-token predictions for an IID dataset (C4 validation set), we find that the model is smoothly damaged in proportion to the fraction of the number of layers pruned. Since perplexity typically correlates strongly with downstream metrics, this naturally begs the question: which tasks are less robust than QA benchmarks to pruning? As part of our final discussion, we explore reasoning

related tasks (GSM8k and HellaSwag) and see that they are harmed by any amount of pruning. Altogether, this leads to the following accounting of state: the shallow layers likely play a critical role in the storing of knowledge and retrieving of information, while the deeper layers are important for higher-level computations such as mathematical reasoning.

The structure of this paper is as follows. In §2, we first perform a literature review of both practical post-training strategies and science-of-deep-learning investigations that motivate our work. Then, in §3, we give intuition for our layer pruning strategy and explain our method in detail, while in §4 we iterate over all our experimental results. Finally, we conclude in §5 by exploring tasks beyond QA benchmarks, such as reasoning, and highlighting directions of future work. Specific model, finetuning, dataset, and evaluation details can be found in Appendix B, and evaluation ablations can be found in Appendix C.

## 2 LITERATURE REVIEW

Pruning for neural networks has a long history (LeCun et al., 1989; Hassibi and Stork, 1992): while initial work focused on *unstructured pruning* (Han et al., 2015; Chen et al., 2015; Srinivas and Babu, 2015), *structured pruning* techniques were developed to make sparse networks more efficient (Li et al., 2016; Wen et al., 2016; Hu et al., 2016; He et al., 2017; Huang et al., 2018; Murray and Chiang, 2015; See et al., 2016; Kim and Rush, 2016). Recent work, of course, focused on structured pruning of transformers (Voita et al., 2019; Michel et al., 2019; Kim and Awadalla, 2020; Fan et al., 2019; Zhang and He, 2020; Fan et al., 2021; Jha et al., 2023; Sajjad et al., 2023; Liu et al., 2023a; Hou et al., 2020; Sharma et al., 2023; Ashkboos et al., 2024; Xia et al., 2022; Lagunas et al., 2021; Men et al., 2024). Our work focuses on pruning the layers of decoder-only GPT style open-weight *large* language models after they’ve been pretrained. For an extended literature review, please see Appendix A.

## 3 METHOD

In this section, we give intuition for why we think layer pruning works (§3.1) and then we explain our method in detail (§3.2).

### 3.1 INTUITION

Our intuition for layer dropping comes from thinking about the representations as a slowly changing function of layer index. In particular, the layer-to-layer evolution of representations for a transformer is given by a *residual* iteration equation

$$x^{(\ell+1)} = x^{(\ell)} + f(x^{(\ell)}, \theta^{(\ell)}), \quad (1)$$

where  $(x^{(\ell)}, \theta^{(\ell)})$ , respectively, are the multi-dimensional input and parameter vectors for layer  $\ell$ , and  $f(x, \theta)$  describes the transformation of one multi-head self-attention *and* MLP layer block. As for any residual network, if we unroll this iteration, we see that after  $L$  total layers the output is described as a sum over the transformations of all the layers

$$x^{(L)} = x^{(0)} + \sum_{\ell=0}^{L-1} f(x^{(\ell)}, \theta^{(\ell)}). \quad (2)$$

If the terms in the sum were *numerous*, ( $L \gg 1$ ), and *independent*, e.g. if the block functions were instead a function of the overall input as  $f(x^{(0)}, \theta^{(\ell)})$ , then perhaps any particular contribution to the sum (2) could be neglected.

Of course, they are not at all independent: if we delete layer  $\ell - 1$ , then we must now connect the old input to that layer,  $x^{(\ell-1)}$ , into the block function of layer  $\ell$  as

$$x^{(\ell+1)} = x^{(\ell-1)} + f(x^{(\ell-1)}, \theta^{(\ell)}), \quad (3)$$

where, for clarity, we are not relabeling layers or inputs despite the deletion. In general, such a *mismatch* between the original input and new input should be very damaging for the network.

However, if, after some number of initial layers, the representations converge to a slowly changing function with respect to layer index,

$$x^{(\ell)} \approx x^{(\ell-1)} + \epsilon, \quad (4)$$

with  $\epsilon \ll x^{(\ell)}$  in some appropriate sense, then the effect of deleting a particular layer  $\ell$ , e.g. making the replacement  $x^{(\ell)} \rightarrow x^{(\ell-1)}$  in going from (1) to (3), should only change the representation in the subsequent layer,  $x^{(\ell+1)}$ , by a small amount. Similarly, to successfully prune the  $n$  layers before layer  $\ell$ , i.e. those indexed from  $\ell - n, \dots, \ell - 1$ , we'd want that the input to the pruned block should be very similar to the output of the pruned block:

$$x^{(\ell)} \approx x^{(\ell-n)} + \epsilon. \quad (5)$$

Regardless, any layer removal has a cascading effect: since post pruning  $x^{(\ell+1)}$  is computed by a different function than before, cf. (1) vs. (3), and since then  $x^{(\ell+1)}$  is directly or indirectly input to subsequent layers,  $\ell + 2, \dots, L$ , deleting a shallow layer should have a much greater impact than deleting a deeper layer.

From this, we have the following hypotheses that we will test experimentally:

- (0) We should be able to prune layers of a residual network.
- (1) We should have greater success pruning deeper layers.
- (2) Blocks of layers we successfully prune should have outputs that are similar to their inputs.

In the next subsection, §3.2 we will explain the details of our pruning algorithm and in the following section, §4, we will present experimental evidence for points (0)-(2).

### 3.2 LAYER-PRUNING ALGORITHM(S)

Our principal layer pruning algorithm is very simple:

0. Pick a a number of layers to prune  $n$ .
1. Compute the angular distance  $d(x^{(\ell)}, x^{(\ell+n)})$ , cf. (7) below, between the input to layer  $\ell$  and the input to layer  $\ell + n$  on a neutral pretraining dataset or on a dataset representative of a downstream task of interest.
2. Find the layer,  $\ell^*$ , that minimizes that distance:
$$\ell^*(n) \equiv \arg \min_{\ell} d(x^{(\ell)}, x^{(\ell+n)}). \quad (6)$$
3. Drop layers  $\ell^*$  to  $\ell^*+n-1$ ; connect the old input to layer  $\ell^*$  to the old  $(\ell^*+n)$ th layer block.<sup>2</sup>
4. (Optionally) heal the mismatch at layer  $\ell^* + n$  with a small amount of fine tuning on a neutral pretraining dataset or particular dataset of interest.

If fewer words inside of a figure are more helpful to you than the text in an enumerated list, then note that this algorithm is also depicted in panels (a)-(b) of Figure 1.

Elaborating on the first step, the angular distance on a single sequence of length  $T$  is given by

$$d(x^{(\ell)}, x^{(\ell+n)}) \equiv \frac{1}{\pi} \arccos \left( \frac{x_T^{(\ell)} \cdot x_T^{(\ell+n)}}{\|x_T^{(\ell)}\| \|x_T^{(\ell+n)}\|} \right), \quad (7)$$

where the inner product is over the hidden dimension of the model for the final token  $T$  of the sequence,  $\|\cdot\|$  denotes the  $L^2$ -norm, and the factor of  $1/\pi$  is a convention.<sup>3</sup> This distance should

<sup>2</sup>Layers are often contained in a data structure, such a `ModuleList` in *PyTorch*, so to drop these layers we would simply define a new `ModuleList` that removes the layers from  $\ell^*$  to  $\ell^* + n - 1$ .

<sup>3</sup>Two comments: (i), we do not expect our choice of angular distance – in lieu of any other reasonable metric, e.g., such as cosine similarity – to be particularly significant; and (ii), we chose to focus on the final token since, due to the causal attention mask, its embedding is the only one that depends on the entire sequence.

then be summed over a number of examples that is large enough to get a low-fluctuation estimate but overall should be quite small.

Elaborating on the “optionality” of the final step, we find that the near-lack of performance degradation on question-answering benchmarks, cf. Figure 1(d) and others in §4.1, can be extended to greater pruning fractions with a small amount of finetuning. Depending on resource constraints and intended application of the pruned model, this may not be necessary. However, the healing procedure does have a substantial impact on perplexity, cf. Figure 1(d) and others in §4.2.

For both the angular distance measuring and the healing, if the ultimate goal is to supervise finetune (SFT) a model for a downstream task, it could be useful to evaluate the distance of a sample from that dataset and then combine the healing process with the SFT. In contrast, for the greatest generality, it’s most natural to measure distance and heal with a pretraining dataset that approximates the statistics under which the model was originally pretrained.

Finally, we also investigated an even simpler pruning strategy inspired by analyzing the angular distances across different model families: drop the deepest layers, excluding the final layer before the LLM head, and then (*non-optionally*) heal the damage. For complete clarity, this means that if we are pruning  $n$  layers from an  $L$ -layer model, then we would remove layers  $(L - n)$  to  $(L - 1)$ , inclusive.

## 4 RESULTS

In this section, we demonstrate the effectiveness of our pruning strategy on different question-answering (QA) benchmarks and highlight a robust pruning-driven transition in performance (§4.1), while, in contrast, we find that the autoregressive perplexities of the healed pruned models are continuous across their transition points (§4.2); then, after comparing the similarity statistics between different layers across model sizes and families (§4.3), we contrast our principal similarity-informed pruning strategy with a simpler remove-the-deepest-layers strategy (§4.4).

For our experiments, we pruned a wide variety of large-scale LLMs from 2.7B to 70B parameters spanning 32 to 80 total unpruned layers. Specifically, we used models in the Llama-2 family (Touvron et al., 2023), the Qwen family (Bai et al., 2023), Mistral-7B (Jiang et al., 2023a), and Phi-2 (Jawaheripi and Bubeck, 2023). For these models, we executed the “healing” step using QLoRA (Dettmers et al., 2023): our models were quantized to 4-bit precision and then finetuned, using QLoRA for efficient training, on either 164M or 328M tokens from the Colossal Clean Crawled Corpus (C4) (Raffel et al., 2020), a common pretraining dataset. As a result, *each experiment of ours can be performed on a single 40GB A100 GPU*. For our QA evals, we used Massive Multitask Language Understanding (MMLU) (Hendrycks et al., 2020), a common world-knowledge and problem solving benchmark, and BoolQ (Clark et al., 2019), a common yes/no reading comprehension benchmark where the answer has to be inferred from the text itself. The specifics of our models, healing procedure, dataset choices, and evaluation details can be found across Appendix B; ablations of different hyperparameter choices can be found across Appendix C.

### 4.1 ACCURACY ON QA BENCHMARKS

Our first set of results are shown in Figure 2, where we plot 5-shot MMLU accuracy as a function of the fraction of layers removed: in the left panel we present the Llama-2 family, in the middle panel we present models from the Qwen family, and in the right panel we show Mistral-7B and Phi-2. In order to better compare models of different total number of layers, in these plots we opted to normalize the  $x$ -axis by the fraction of layers removed (rather than the absolute number of layers removed). Note that since MMLU contains multiple choice questions with four possible responses, the expected accuracy of random guessing is 25%.

Importantly, we see a characteristic flat region of robust performance followed by a sharp transition to random accuracy at a pruning fraction around 45%-55% for models in the Llama-2 family, 35% for Mistral 7B, 25% for Phi-2, and 20% for models from the Qwen family. This implies that the essential knowledge required to achieve a model’s top score isn’t removed by significant layer removal – even though the fraction can be quite large(!) – until eventually that knowledge is lost at a critical

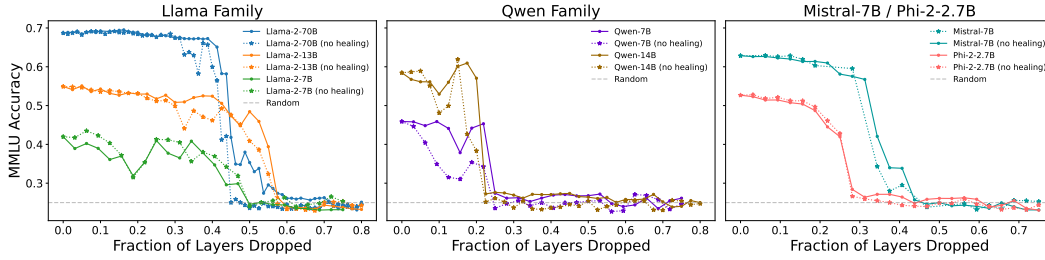


Figure 2: MMLU accuracy (5-shot) vs. fraction of layers dropped for different model families. (*Left*: Llama-2 family; *Middle*: Qwen family; *Right*: Mistral-7B and Phi-2.) The solid lines represent performance after dropping layers and healing, dotted lines show performance after dropping layers only (no healing), and the dashed gray line is the score for guessing randomly. For these models, healing leads to modest improvements, and performances are quite robust until 20%-55% pruning fractions, depending on model family and size, at which point they transition to random guessing.

model-dependent threshold.<sup>4</sup> Contrasting the curves with and without healing, we see that finetuning offers a modest improvement by better preserving the unpruned performance and pushing the phase transition to random guessing to slightly larger pruning fractions.

Broadly we see that layer pruning is more robust for the larger and deeper models, e.g. Llama-2-13B and Llama-2-70B, which we hypothesize could be related to the fact that either the smaller models are more overtrained, making parameters less redundant, or that the deeper models can afford to lose more layers in an absolute sense. Also, the Qwen family is strange, a fact we will further elaborate on in §4.3.

#### 4.2 LOSS ON NEXT-TOKEN PREDICTIONS

In this section, we look at the effect of layer pruning on the pretraining optimization objective – the cross-entropy loss of next-token prediction – when evaluated on a subset of the C4 validation dataset.<sup>5</sup> In order to have a fair comparison across models with different sized vocabularies  $V$ , we normalize the loss by  $\log V$ , which corresponds to the loss of sampling tokens randomly with uniform probability. (See Appendix B.2 for more details.)

In Figure 3, we plot the normalized C4 validation loss for all seven of our models, after healing (left panel) and before healing (right panel), as a function of the fraction layers removed. Without healing, we see that there is a somewhat sharp(ish) transition to random guessing for each model at approximately the pruning fraction that the QA benchmark accuracies also sharply transition to random guessing, suggesting that models are hopelessly harmed at this point, cf. Figure 2. Next, contrasting the scales of both plots, we see that healing significantly restores the next-token prediction ability of all the models to near-unpruned levels, with the loss increasing slowly and linearly with layer dropping. Most strikingly – from a scientific perspective – is the post-healing continuity through the pruning fractions where we previously found sharp transitions for the QA benchmarks: this decoupling illustrates one way of disconnecting (or creating a miscalibration) between performance on downstream tasks – such as MMLU and BoolQ – and continuous measures of performance – such as the cross-entropy loss.<sup>6</sup>

<sup>4</sup>This effect is rather robust to choice of QA benchmark: in Figure 7 we plot the average 0-shot BoolQ accuracy for our model families and observe analogous behavior.

<sup>5</sup>We make sure that none of the validation data are seen during the healing stage.

<sup>6</sup>This is consistent with Schaeffer et al. (2023) that argued jumps in one kind of metric may not be visible in others.

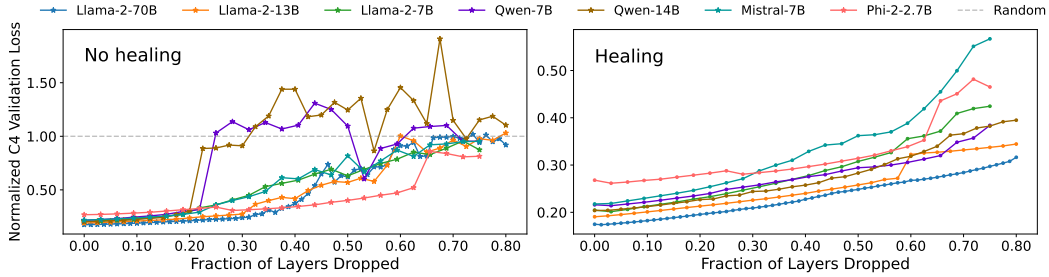


Figure 3: Normalized C4 validation loss vs. fraction of layers dropped before healing (*left*) and after healing (*right*); each curve is normalized by the cross-entropy loss of sampling uniformly from the model’s vocabulary. For the experiments before healing, the loss for each model transitions to random guessing (gray dashed line) at approximately the same pruning fractions that the QA benchmarks transition to random guessing; after healing, there is continuity through the regions of sharp transition on QA tasks, cf. Figure 2. Contrasting the overall scale of both plots, it’s clear that healing significantly restores the performance on next-token prediction to near-unpruned levels.

#### 4.3 ANGULAR DISTANCES BETWEEN REPRESENTATIONS

Given the central role the angular distance (7) plays in our pruning strategy, let’s take a subsection to look at these distances across our seven models. For this analysis, the angular distances for each model were averaged over 10k samples from the C4 validation set.

Recall from earlier Figure 1(c): for Llama-2-70B this plotted the angular distance  $d(x^{(\ell)}, x^{(\ell+n)})$  that compared the  $\ell$ -th layer to the  $(\ell + n)$ -th layer, across all initial indexes  $\ell$  for block sizes from  $n = 1$  to  $n = 64$ ; the minimum of the curves,  $\ell^*(n)$ , gave the optimal block to prune for a given  $n$ , cf. (6).

A more compact way to display this same data is shown in the heat maps of Figure 4: each square is colored to depict the row-normalized angular distance between layer  $\ell$  and  $\ell + n$  across all possible  $\ell$ , and  $n$  up to very large fractions of the total number of layers; the optimal layer to prune for a given block size,  $\ell^*(n)$ , corresponds to the minimal distance in each row.

Across models, we make two generalizations: (i) the smallest distances are found across the deeper blocks, meaning deeper layers are typically quite similar to each other and can be more easily dropped; (ii) the distances across the deepest blocks – the blocks that include the last layer – take either maximal or nearly-maximal values, meaning one should never drop the final layer. While broadly true, there are a few exceptions. For some models, e.g. Phi-2-2.7B, or for the largest blocks in some models, e.g. Llama-2-7B, final *few* layers seem important. As previously noted, the Qwen family is somewhat unusual: here we see that there are a few odd “islands” of high similarity for shallow blocks; this likely explains the shorter region of robust performance in Figure 2.

#### 4.4 A SIMPLER PRUNING STRATEGY

Inspired by our recent conclusions, we experiment with a very simple heuristic pruning strategy: (1) if pruning  $n$  layers from an  $L$ -layer model, drop layers  $(L - n)$  to  $(L - 1)$  so as to remove the deepest block that excludes the final layer; then (2) heal with a small amount of finetuning as before. Compared with our principal similarity-informed pruning strategy, this simpler heuristic algorithm has the advantage of never requiring practitioners to load onto a GPU or inference the unpruned model. It also provides a meaningful ablation of the importance of optimizing the block to prune.

In Figure 5, we contrast our two pruning strategies, both before healing (left panels) and after healing (right panels), for the QA benchmarks (MMLU/BoolQ, top/middle panels) and the autoregressive loss (C4 validation, bottom panels). On the one hand, the simple heuristic performs quite poorly without healing the damage incurred by pruning: accuracy on the QA benchmarks decays rapidly to (near-) random with increased pruning fraction, and the loss begins to increase very rapidly even with small amounts of pruning. On the other hand, the results for the two pruning strategies across evaluations

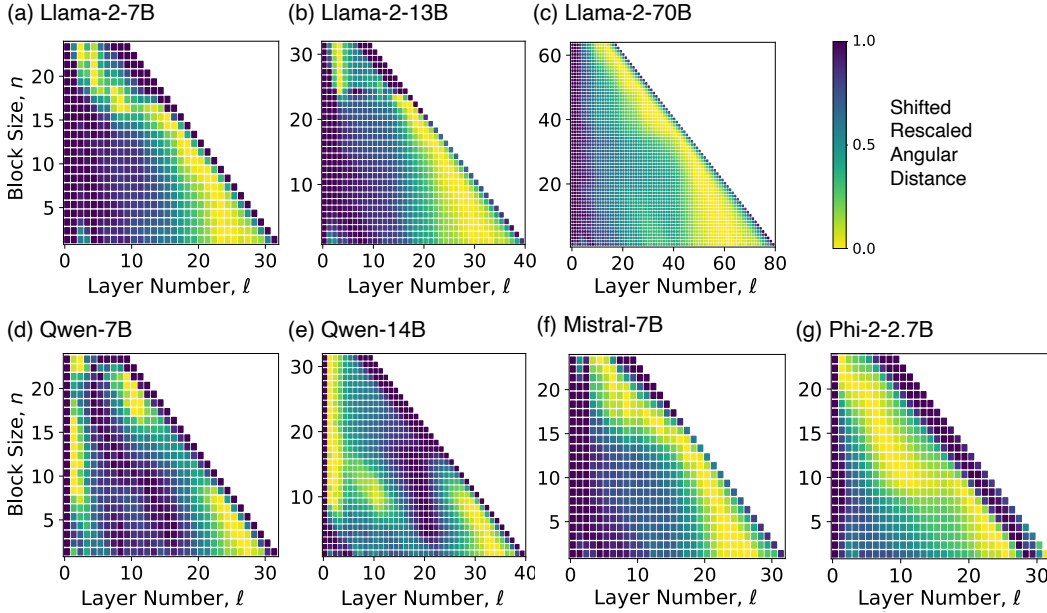


Figure 4: Normalized angular distance (7) from initial layer  $\ell$  (x-axis) with block size  $n$  (y-axis) for each of the seven models we evaluated; the distance for each  $n$  is shifted and rescaled to span the same range,  $[0, 1]$  (yellow to purple): the optimal block to prune,  $\ell^*(n)$ , corresponds to the deepest yellow for each row. Across models, the deeper layers tend to be very similar, though the deepest blocks that include the final layer (squares along the outer diagonal) are (near-)maximally dissimilar.

are quite comparable after healing: for the QA benchmarks, the similarity-informed algorithm slightly better preserves the accuracy before the phase transition, though the simple algorithm perhaps pushes the phase transition to slightly greater pruning fractions; and for the loss, the curves nearly lie on top of each other, though the similarity-informed strategy does marginally outperform for all amounts of pruning. These experiments are strong evidence that the purpose of post-pruning finetuning is the healing of damage at the pruning interface and not the acquisition of additional knowledge.

## 5 DISCUSSION AND FUTURE DIRECTIONS

At the end of this work, many readers are puzzled by the following: are the deeper layers entirely useless? So far, we’ve provided evidence that the elimination of the deeper layers does not affect performance on QA tasks like MMLU (Figure 2), while at the same time have shown that their removal does disrupt the next-token predictions of the underlying model (Figure 3). Since perplexity often correlates with performance on downstream tasks, which are the tasks that are hurt by layer pruning?

Here are two hypotheses consistent with the fact that the model’s perplexity is disturbed proportionally to pruning fraction:

- (i) The deeper layers are not essential for storing knowledge, but are useful for more complicated computations, such as those that involve reasoning.
- (ii) The deeper layers are necessary when the model has to generate many tokens before answering a question, such as when it produces a chain-of-thought (CoT).

We test these hypotheses by evaluating our layer-pruned models on tasks that involve CoTs or reasoning. For the former, we’ll look at Chain-of-Thought MMLU (CoT-MMLU); for the latter, we’ll



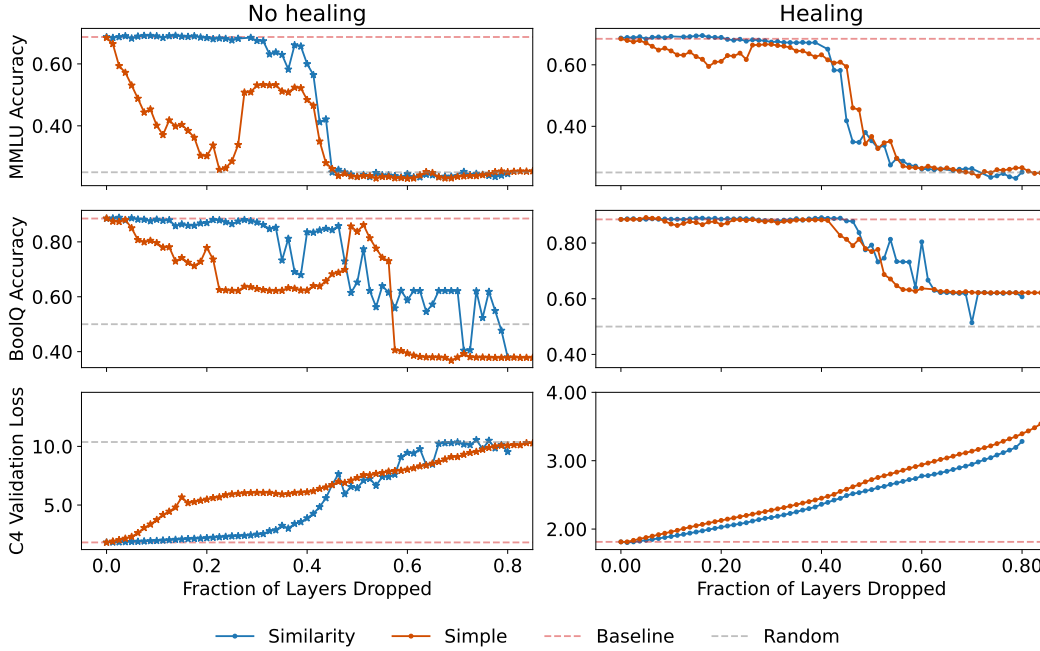


Figure 5: Evaluation of Llama-2-70B with the simple pruning heuristic (solid red line), shown along with scores for the similarity-informed pruning strategy (solid blue line), scores of the unpruned Llama-2-70B (red dashed line), and scores for randomly guessing (gray dashed line). (*Left*: before healing, *Right*: after healing; *Top*: MMLU, *Middle*: BoolQ, *Bottom*: C4 Validation Loss.) Without healing, the simple heuristic performs poorly across all evals; with healing, the scores of both methods are quite similar.

look at GSM8K (Cobbe et al., 2021), a grade-school math benchmark, and HellaSwag (Zellers et al., 2019), a multiple choice common-sense reasoning benchmark.<sup>7</sup>

In Figure 6, we plot the performance of Llama-2 70B pruned with the similarity-informed pruning strategy across CoT-MMLU (left), GSM8K (center), and HellaSwag (right): on the one hand, both GSM8K and HellaSwag, our two reasoning tasks, exhibit immediate degradation in performance with any amount of pruning, correlating with a similar decrease in the perplexity evals (Figure 3); on the other hand, CoT-MMLU shows a relatively flat region of robust performance with pruning, analogous to our previous results on QA benchmarks (e.g. Figure 2). This is some initial evidence for hypothesis (i) over hypothesis (ii): the deeper layers may be useful for higher-level reasoning tasks, while less important for knowledge intensive QA tasks; moreover, perplexity errors due to pruning do not compound to hurt QA evals when the model is required to generate many tokens.

Now at the conclusion of the work, we are left with the following questions:

<sup>7</sup>Here are the details for how we performed these three evaluations:

- For **CoT-MMLU**, we followed the `flan_cot_fewshot` evaluation in EleutherAI (Gao et al., 2023), in which models produce a chain of thought before generating their answer. Note that the accuracy at 0% pruning fraction for MMLU without CoT is much better than the analogous accuracy at 0% pruning fraction for CoT-MMLU ( $\sim 69\%$  vs.  $\sim 43\%$ , respectively; cf. Figures 2 and 6), consistent with some previous work (e.g., see Table 16 of Chung et al. (2024)).
- For **GSM8K**, we used the `gsm8k_cot` evaluation in EleutherAI (Gao et al., 2023) and measured `pass@1`; for each problem we extracted an answer from a single generation (with CoT) and checked for correctness against the ground-truth answer.
- For **HellaSwag**, we used the `hellaswag` evaluation in EleutherAI (Gao et al., 2023). Note that HellaSwag is a multiple-choice benchmark, so random performance is 25%.

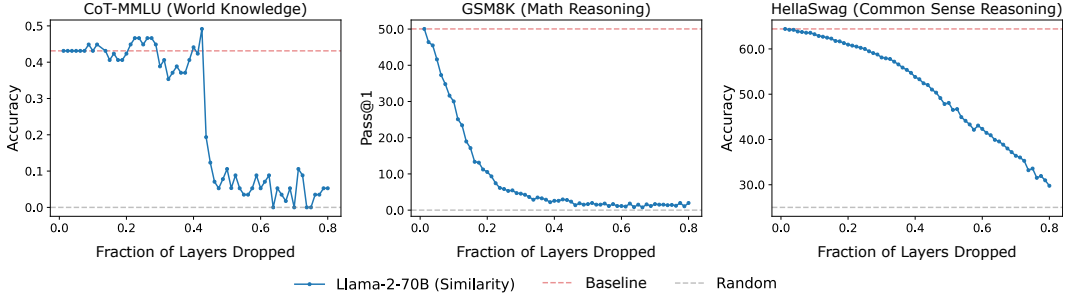


Figure 6: Evaluation of Llama-2 70B with the similarity-informed pruning strategy across different evaluation tasks. (*Left*: Chain-of-Thought MMLU (CoT-MMLU), *Center*: GSM8K, *Right*: HellaSwag.) We see that GSM8K and HellaSwag show immediate degradation of performance with any level of pruning, while CoT-MMLU behaves qualitatively similarly to MMLU without CoT; this suggests that the deeper layers are likely necessary for reasoning tasks.

- What are better layer-pruning strategies? What are better approaches to healing?<sup>8</sup>
- Why does healing eliminate the phase transition in the loss but not in the QA accuracies?
- With more comprehensive evals, will accuracy on different tasks degrade at different depths?
- Relatedly, is knowledge generally stored in shallow or middle layers, or is it delocalized?
- Can we devise a pruning strategy that is robust for reasoning tasks?
- Do pretraining details affect the ability to prune, e.g., are scaling-law over-trained or distilled models more difficult to prune?
- How can we enable LLMs to more effectively use the parameters in their deepest layers?

Some of these questions would benefit from studying both layer similarity and pruning across different pretraining checkpoints; for instance, at what point does the sharp phase transition and critical depth in the QA accuracies emerge, and does more training lead to better use of the prunable parameters? Others suggest explorations with different pretraining architectures and objectives, e.g. in order better make use of the deeper layers (for example, one can imagine applying layer dropout (Fan et al., 2019) or early exit during pre-training (Elhoushi et al., 2024) to induce equal usage of layers). With more comprehensive evaluations, if different kinds of QA tasks degrade at very different depths, then this might indicate that the knowledge required to complete those tasks is stored across different layers.<sup>9</sup> It would be very interesting to use pruning to systematically study these kind of interpretability questions.

## ACKNOWLEDGMENTS AND DISCLOSURE OF FUNDING

We thank Aaron Schwartz for his initial collaboration, Aaditya Singh and Sho Yaida for discussions, and Aaditya Singh for comments on the draft. We would also like to acknowledge the 2023 NeurIPS Large Language Model Efficiency Challenge for initializing us for work on this project. A.G. is supported by the NSF CAREER grant DMR-2045181, the Sloan Foundation, and by the Laboratory for Physical Sciences through the Condensed Matter Theory Center. D.R. acknowledges support from

<sup>8</sup>At the cost of introducing another hyperparameter and requiring both pruned and unpruned models to fit in memory during finetuning, one natural way to improve healing is by adding an auxiliary student-teacher loss that explicitly addresses the pruning mismatch (5), such as

$$\mathcal{L}_{\text{aux}} \sim \left( x^{(\ell^*+n)}(\theta_0) - x^{(\ell^*)}(\theta) \right)^2, \quad (8)$$

where  $\theta_0$  are the frozen parameters of the unpruned model, and  $\theta$  are the parameters of the pruned model to be healed; thus,  $x^{(\ell^*+n)}(\theta_0)$  is the input to the  $(\ell^* + n)$ -th layer in the unpruned model,  $x^{(\ell^*)}(\theta)$  is the input to that same layer after pruning, and  $\mathcal{L}_{\text{aux}}$  minimizes their mismatch. We thank Sho Yaida for this observation.

<sup>9</sup>Alternatively, one could measure  $d(x^{(\ell)}, x^{(\ell+n)})$  or find  $\ell^*(n)$  as a function of different eval datasets.

the National Science Foundation under Cooperative Agreement PHY-2019786 (the NSF AI Institute for Artificial Intelligence and Fundamental Interactions, <http://iaifi.org/>) and appreciates both the sanction and support of Sequoia Capital. This paper has been brought to you residually by the letters  $G$ ,  $P$ , and  $U$ , after summing over many layers.

## REFERENCES

- Hugo Touvron, Louis Martin, Kevin Stone, Peter Albert, Amjad Almahairi, Yasmine Babaei, Nikolay Bashlykov, Soumya Batra, Prajjwal Bhargava, Shruti Bhosale, et al. Llama 2: Open foundation and fine-tuned chat models. *arXiv preprint arXiv:2307.09288*, 2023.
- nostalgebraist. interpreting gpt: the logit lens. <https://www.lesswrong.com/posts/AcKRB8wDpdan6v6ru/interpreting-gpt-the-logit-lens>, 2020.
- Nora Belrose, Zach Furman, Logan Smith, Danny Halawi, Igor Ostrovsky, Lev McKinney, Stella Biderman, and Jacob Steinhardt. Eliciting latent predictions from transformers with the tuned lens. *arXiv preprint arXiv:2303.08112*, 2023.
- Ricky TQ Chen, Yulia Rubanova, Jesse Bettencourt, and David K Duvenaud. Neural ordinary differential equations. *Advances in neural information processing systems*, 31, 2018.
- Greg Yang, Dingli Yu, Chen Zhu, and Soufiane Hayou. Tensor programs vi: Feature learning in infinite-depth neural networks. *arXiv preprint arXiv:2310.02244*, 2023.
- Yann LeCun, John Denker, and Sara Solla. Optimal brain damage. In D. Touretzky, editor, *Advances in Neural Information Processing Systems*, volume 2. Morgan-Kaufmann, 1989.
- Babak Hassibi and David Stork. Second order derivatives for network pruning: Optimal brain surgeon. In S. Hanson, J. Cowan, and C. Giles, editors, *Advances in Neural Information Processing Systems*, volume 5. Morgan-Kaufmann, 1992.
- Song Han, Jeff Pool, John Tran, and William Dally. Learning both weights and connections for efficient neural network. *Advances in neural information processing systems*, 28, 2015.
- Wenlin Chen, James Wilson, Stephen Tyree, Kilian Weinberger, and Yixin Chen. Compressing neural networks with the hashing trick. In *International conference on machine learning*, pages 2285–2294. PMLR, 2015.
- Suraj Srinivas and R Venkatesh Babu. Data-free parameter pruning for deep neural networks. *arXiv preprint arXiv:1507.06149*, 2015.
- Hao Li, Asim Kadav, Igor Durdanovic, Hanan Samet, and Hans Peter Graf. Pruning filters for efficient convnets. *arXiv preprint arXiv:1608.08710*, 2016.
- Wei Wen, Chunpeng Wu, Yandan Wang, Yiran Chen, and Hai Li. Learning structured sparsity in deep neural networks. *Advances in neural information processing systems*, 29, 2016.
- Hengyuan Hu, Rui Peng, Yu-Wing Tai, and Chi-Keung Tang. Network trimming: A data-driven neuron pruning approach towards efficient deep architectures. *arXiv preprint arXiv:1607.03250*, 2016.
- Yihui He, Xiangyu Zhang, and Jian Sun. Channel pruning for accelerating very deep neural networks. In *Proceedings of the IEEE international conference on computer vision*, pages 1389–1397, 2017.
- Gao Huang, Shichen Liu, Laurens Van der Maaten, and Kilian Q Weinberger. Condensenet: An efficient densenet using learned group convolutions. In *Proceedings of the IEEE conference on computer vision and pattern recognition*, pages 2752–2761, 2018.
- Kenton Murray and David Chiang. Auto-sizing neural networks: With applications to n-gram language models. *arXiv preprint arXiv:1508.05051*, 2015.
- Abigail See, Minh-Thang Luong, and Christopher D Manning. Compression of neural machine translation models via pruning. *arXiv preprint arXiv:1606.09274*, 2016.

- Yoon Kim and Alexander M Rush. Sequence-level knowledge distillation. *arXiv preprint arXiv:1606.07947*, 2016.
- Elena Voita, David Talbot, Fedor Moiseev, Rico Sennrich, and Ivan Titov. Analyzing multi-head self-attention: Specialized heads do the heavy lifting, the rest can be pruned. *arXiv preprint arXiv:1905.09418*, 2019.
- Paul Michel, Omer Levy, and Graham Neubig. Are sixteen heads really better than one? *Advances in neural information processing systems*, 32, 2019.
- Young Jin Kim and Hany Hassan Awadalla. Fastformers: Highly efficient transformer models for natural language understanding. *arXiv preprint arXiv:2010.13382*, 2020.
- Angela Fan, Edouard Grave, and Armand Joulin. Reducing transformer depth on demand with structured dropout. *arXiv preprint arXiv:1909.11556*, 2019.
- Minjia Zhang and Yuxiong He. Accelerating training of transformer-based language models with progressive layer dropping. *Advances in Neural Information Processing Systems*, 33:14011–14023, 2020.
- Chun Fan, Jiwei Li, Xiang Ao, Fei Wu, Yuxian Meng, and Xiaofei Sun. Layer-wise model pruning based on mutual information. *arXiv preprint arXiv:2108.12594*, 2021.
- Ananya Harsh Jha, Dirk Groeneveld, Emma Strubell, and Iz Beltagy. Large language model distillation doesn’t need a teacher. *arXiv preprint arXiv:2305.14864*, 2023.
- Hassan Sajjad, Fahim Dalvi, Nadir Durrani, and Preslav Nakov. On the effect of dropping layers of pre-trained transformer models. *Computer Speech & Language*, 77:101429, 2023.
- Wei Liu, Zhiyuan Peng, and Tan Lee. Comflp: Correlation measure based fast search on asr layer pruning. *arXiv preprint arXiv:2309.11768*, 2023a.
- Lu Hou, Zhiqi Huang, Lifeng Shang, Xin Jiang, Xiao Chen, and Qun Liu. Dynabert: Dynamic bert with adaptive width and depth. *Advances in Neural Information Processing Systems*, 33: 9782–9793, 2020.
- Pratyusha Sharma, Jordan T Ash, and Dipendra Misra. The truth is in there: Improving reasoning in language models with layer-selective rank reduction. *arXiv preprint arXiv:2312.13558*, 2023.
- Saleh Ashkboos, Maximilian L. Croci, Marcelo Gennari do Nascimento, Torsten Hoefler, and James Hensman. Slicept: Compress large language models by deleting rows and columns. *arXiv preprint arXiv:2401.15024*, 2024.
- Mengzhou Xia, Zexuan Zhong, and Danqi Chen. Structured pruning learns compact and accurate models. *arXiv preprint arXiv:2204.00408*, 2022.
- François Lagunas, Ella Charlaix, Victor Sanh, and Alexander M Rush. Block pruning for faster transformers. *arXiv preprint arXiv:2109.04838*, 2021.
- Xin Men, Mingyu Xu, Qingyu Zhang, Bingning Wang, Hongyu Lin, Yaojie Lu, Xianpei Han, and Weipeng Chen. Shortgpt: Layers in large language models are more redundant than you expect. *arXiv preprint arXiv:2403.03853*, 2024.
- Jinze Bai, Shuai Bai, Yunfei Chu, Zeyu Cui, Kai Dang, Xiaodong Deng, Yang Fan, Wenbin Ge, Yu Han, Fei Huang, et al. Qwen technical report. *arXiv preprint arXiv:2309.16609*, 2023.
- Albert Q Jiang, Alexandre Sablayrolles, Arthur Mensch, Chris Bamford, Devendra Singh Chaplot, Diego de las Casas, Florian Bressand, Gianna Lengyel, Guillaume Lample, Lucile Saulnier, et al. Mistral 7b. *arXiv preprint arXiv:2310.06825*, 2023a.
- Mojan Javaheripi and Sébastien Bubeck. Phi-2: The surprising power of small language models, Dec 2023.
- Tim Dettmers, Artidoro Pagnoni, Ari Holtzman, and Luke Zettlemoyer. Qlora: Efficient finetuning of quantized llms. *arXiv preprint arXiv:2305.14314*, 2023.

- Colin Raffel, Noam Shazeer, Adam Roberts, Katherine Lee, Sharan Narang, Michael Matena, Yanqi Zhou, Wei Li, and Peter J Liu. Exploring the limits of transfer learning with a unified text-to-text transformer. *The Journal of Machine Learning Research*, 21(1):5485–5551, 2020.
- Dan Hendrycks, Collin Burns, Steven Basart, Andy Zou, Mantas Mazeika, Dawn Song, and Jacob Steinhardt. Measuring massive multitask language understanding. *arXiv preprint arXiv:2009.03300*, 2020.
- Christopher Clark, Kenton Lee, Ming-Wei Chang, Tom Kwiatkowski, Michael Collins, and Kristina Toutanova. Boolq: Exploring the surprising difficulty of natural yes/no questions. *arXiv preprint arXiv:1905.10044*, 2019.
- Rylan Schaeffer, Brando Miranda, and Sanmi Koyejo. Are emergent abilities of large language models a mirage? *arXiv preprint arXiv:2304.15004*, 2023.
- Karl Cobbe, Vineet Kosaraju, Mohammad Bavarian, Mark Chen, Heewoo Jun, Lukasz Kaiser, Matthias Plappert, Jerry Tworek, Jacob Hilton, Reiichiro Nakano, et al. Training verifiers to solve math word problems. *arXiv preprint arXiv:2110.14168*, 2021.
- Rowan Zellers, Ari Holtzman, Yonatan Bisk, Ali Farhadi, and Yejin Choi. Hellaswag: Can a machine really finish your sentence? *arXiv preprint arXiv:1905.07830*, 2019.
- Leo Gao, Jonathan Tow, Baber Abbasi, Stella Biderman, Sid Black, Anthony DiPofi, Charles Foster, Laurence Golding, Jeffrey Hsu, Alain Le Noac’h, Haonan Li, Kyle McDonell, Niklas Muennighoff, Chris Ociepa, Jason Phang, Laria Reynolds, Hailey Schoelkopf, Aviya Skowron, Lintang Sutawika, Eric Tang, Anish Thite, Ben Wang, Kevin Wang, and Andy Zou. A framework for few-shot language model evaluation, 12 2023. URL <https://zenodo.org/records/10256836>.
- Hyung Won Chung, Le Hou, Shayne Longpre, Barret Zoph, Yi Tay, William Fedus, Yunxuan Li, Xuezhi Wang, Mostafa Dehghani, Siddhartha Brahma, et al. Scaling instruction-finetuned language models. *Journal of Machine Learning Research*, 25(70):1–53, 2024.
- Mostafa Elhoushi, Akshat Shrivastava, Diana Liskovich, Basil Hosmer, Bram Wasti, Liangzhen Lai, Anas Mahmoud, Bilge Acun, Saurabh Agarwal, Ahmed Roman, et al. Layer skip: Enabling early exit inference and self-speculative decoding. *arXiv preprint arXiv:2404.16710*, 2024.
- Ashish Vaswani, Noam Shazeer, Niki Parmar, Jakob Uszkoreit, Llion Jones, Aidan N Gomez, Łukasz Kaiser, and Illia Polosukhin. Attention is all you need. *Advances in neural information processing systems*, 30, 2017.
- Jacob Devlin, Ming-Wei Chang, Kenton Lee, and Kristina Toutanova. Bert: Pre-training of deep bidirectional transformers for language understanding. *arXiv preprint arXiv:1810.04805*, 2018.
- Alec Radford, Jeff Wu, Rewon Child, David Luan, Dario Amodei, and Ilya Sutskever. Language models are unsupervised multitask learners. 2019. URL [https://cdn.openai.com/better-language-models/language\\_models\\_are\\_unsupervised\\_multitask\\_learners.pdf](https://cdn.openai.com/better-language-models/language_models_are_unsupervised_multitask_learners.pdf).
- Qihuang Zhong, Liang Ding, Juhua Liu, Bo Du, and Dacheng Tao. Can chatgpt understand too? a comparative study on chatgpt and fine-tuned bert. *arXiv preprint arXiv:2302.10198*, 2023.
- Kawin Ethayarajh. How contextual are contextualized word representations? comparing the geometry of bert, elmo, and gpt-2 embeddings. *arXiv preprint arXiv:1909.00512*, 2019.
- Alexei Baevski, Yuhao Zhou, Abdelrahman Mohamed, and Michael Auli. wav2vec 2.0: A framework for self-supervised learning of speech representations. *Advances in neural information processing systems*, 33:12449–12460, 2020.
- Geoffrey Hinton, Oriol Vinyals, and Jeff Dean. Distilling the knowledge in a neural network. *arXiv preprint arXiv:1503.02531*, 2015.
- Yuxian Gu, Li Dong, Furu Wei, and Minlie Huang. Knowledge distillation of large language models. *arXiv preprint arXiv:2306.08543*, 2023.

- Xiaoqi Jiao, Yichun Yin, Lifeng Shang, Xin Jiang, Xiao Chen, Linlin Li, Fang Wang, and Qun Liu. Tinybert: Distilling bert for natural language understanding. *arXiv preprint arXiv:1909.10351*, 2019.
- Shuohang Wang, Yang Liu, Yichong Xu, Chenguang Zhu, and Michael Zeng. Want to reduce labeling cost? gpt-3 can help. *arXiv preprint arXiv:2108.13487*, 2021.
- Ronen Eldan and Yuanzhi Li. Tinstories: How small can language models be and still speak coherent english? *arXiv preprint arXiv:2305.07759*, 2023.
- Yuanzhi Li, Sébastien Bubeck, Ronen Eldan, Allie Del Giorno, Suriya Gunasekar, and Yin Tat Lee. Textbooks are all you need ii: phi-1.5 technical report. *arXiv preprint arXiv:2309.05463*, 2023a.
- Suriya Gunasekar, Yi Zhang, Jyoti Aneja, Caio César Teodoro Mendes, Allie Del Giorno, Sivakanth Gopi, Mojan Javaheripi, Piero Kauffmann, Gustavo de Rosa, Olli Saarikivi, et al. Textbooks are all you need. *arXiv preprint arXiv:2306.11644*, 2023.
- Yao Fu, Hao Peng, Litu Ou, Ashish Sabharwal, and Tushar Khot. Specializing smaller language models towards multi-step reasoning. *arXiv preprint arXiv:2301.12726*, 2023.
- Cheng-Yu Hsieh, Chun-Liang Li, Chih-Kuan Yeh, Hootan Nakhost, Yasuhisa Fujii, Alexander Ratner, Ranjay Krishna, Chen-Yu Lee, and Tomas Pfister. Distilling step-by-step! outperforming larger language models with less training data and smaller model sizes. *arXiv preprint arXiv:2305.02301*, 2023.
- Yuxin Jiang, Chunkit Chan, Mingyang Chen, and Wei Wang. Lion: Adversarial distillation of closed-source large language model. *arXiv preprint arXiv:2305.12870*, 2023b.
- Edward J Hu, Yelong Shen, Phillip Wallis, Zeyuan Allen-Zhu, Yuanzhi Li, Shean Wang, Lu Wang, and Weizhu Chen. Lora: Low-rank adaptation of large language models. *arXiv preprint arXiv:2106.09685*, 2021.
- Yixiao Li, Yifan Yu, Chen Liang, Pengcheng He, Nikos Karampatziakis, Weizhu Chen, and Tuo Zhao. Loftq: Lora-fine-tuning-aware quantization for large language models. *arXiv preprint arXiv:2310.08659*, 2023b.
- Qingru Zhang, Minshuo Chen, Alexander Bukharin, Pengcheng He, Yu Cheng, Weizhu Chen, and Tuo Zhao. Adaptive budget allocation for parameter-efficient fine-tuning. *arXiv preprint arXiv:2303.10512*, 2023.
- Yaniv Leviathan, Matan Kalman, and Yossi Matias. Fast inference from transformers via speculative decoding. In *International Conference on Machine Learning*, pages 19274–19286. PMLR, 2023.
- Tianle Cai, Yuhong Li, Zhengyang Geng, Hongwu Peng, Jason D Lee, Deming Chen, and Tri Dao. Medusa: Simple llm inference acceleration framework with multiple decoding heads. *arXiv preprint arXiv:2401.10774*, 2024.
- Kevin Meng, David Bau, Alex Andonian, and Yonatan Belinkov. Locating and editing factual associations in gpt. *Advances in Neural Information Processing Systems*, 35:17359–17372, 2022.
- Damai Dai, Li Dong, Yaru Hao, Zhifang Sui, Baobao Chang, and Furu Wei. Knowledge neurons in pretrained transformers. *arXiv preprint arXiv:2104.08696*, 2021.
- Peter Hase, Mohit Bansal, Been Kim, and Asma Ghandeharioun. Does localization inform editing? surprising differences in causality-based localization vs. knowledge editing in language models. *arXiv preprint arXiv:2301.04213*, 2023.
- Mor Geva, Jasmijn Bastings, Katja Filippova, and Amir Globerson. Dissecting recall of factual associations in auto-regressive language models. *arXiv preprint arXiv:2304.14767*, 2023.
- Alexander Yom Din, Taelin Karidi, Leshem Choshen, and Mor Geva. Jump to conclusions: Short-cutting transformers with linear transformations. *arXiv preprint arXiv:2303.09435*, 2023.
- Wes Gurnee and Max Tegmark. Language models represent space and time. *arXiv preprint arXiv:2310.02207*, 2023.

- Elena Voita, Javier Ferrando, and Christoforos Nalmpantis. Neurons in large language models: Dead, n-gram, positional. *arXiv preprint arXiv:2309.04827*, 2023.
- Zichang Liu, Jue Wang, Tri Dao, Tianyi Zhou, Binhang Yuan, Zhao Song, Anshumali Shrivastava, Ce Zhang, Yuandong Tian, Christopher Re, et al. Deja vu: Contextual sparsity for efficient llms at inference time. In *International Conference on Machine Learning*, pages 22137–22176. PMLR, 2023b.
- Abhishek Panigrahi, Nikunj Saunshi, Haoyu Zhao, and Sanjeev Arora. Task-specific skill localization in fine-tuned language models. *arXiv preprint arXiv:2302.06600*, 2023.
- Thomas Wolf, Lysandre Debut, Victor Sanh, Julien Chaumond, Clement Delangue, Anthony Moi, Pierric Cistac, Tim Rault, Rémi Louf, Morgan Funtowicz, Joe Davison, Sam Shleifer, Patrick von Platen, Clara Ma, Yacine Jernite, Julien Plu, Canwen Xu, Teven Le Scao, Sylvain Gugger, Mariama Drame, Quentin Lhoest, and Alexander M. Rush. Transformers: State-of-the-art natural language processing. In *Proceedings of the 2020 Conference on Empirical Methods in Natural Language Processing: System Demonstrations*, pages 38–45, Online, October 2020. Association for Computational Linguistics. URL <https://www.aclweb.org/anthology/2020.emnlp-demos.6>.
- Colin Raffel, Noam Shazeer, Adam Roberts, Katherine Lee, Sharan Narang, Michael Matena, Yanqi Zhou, Wei Li, and Peter J. Liu. Exploring the limits of transfer learning with a unified text-to-text transformer. *arXiv e-prints*, 2019.
- Sourab Mangrulkar, Sylvain Gugger, Lysandre Debut, Younes Belkada, Sayak Paul, and Benjamin Bossan. Peft: State-of-the-art parameter-efficient fine-tuning methods. <https://github.com/huggingface/peft>, 2022.
- Ariel N Lee, Cole J Hunter, and Nataniel Ruiz. Platypus: Quick, cheap, and powerful refinement of llms. *arXiv preprint arXiv:2308.07317*, 2023.
- Tim Dettmers, Mike Lewis, Younes Belkada, and Luke Zettlemoyer. Llm.int8(): 8-bit matrix multiplication for transformers at scale. *arXiv preprint arXiv:2208.07339*, 2022.

## A EXTENDED LITERATURE REVIEW

In this section, we review practical strategies for post-training efficiency and discuss some scientific investigations that provide motivation for, or insight into, our approach: in §A.1, we first review the history of pruning and then discuss its modern application to LLMs; in §A.2, we contrast pruning with distillation, an alternative strategy for reducing the parameter count of LLMs; then in §A.3, we discuss the various practical methods for efficient finetuning and inference acceleration that can be used in conjunction with our pruning strategy; finally in §A.4 we highlight some scientific investigations into some depth-dependent statistical properties of LLMs that are complementary to our results.

### A.1 PRUNING

*Pruning* is a method for reducing the size of a trained machine-learning model by removing unnecessary parameters, either individually or together as a group. Pruning for neural networks has a long history (LeCun et al., 1989; Hassibi and Stork, 1992), and, as originally conceived, *unstructured pruning* techniques sparsify networks by removing individual parameters based on pre-defined criteria. For instance, if a parameter of the model has a very small value, then removing it – i.e. by setting it to exactly zero – will likely have minimal impact on performance. Inspired by this early work, modern researchers began exploring different criteria for such unstructured pruning, focusing mostly on computer vision models (Han et al., 2015; Chen et al., 2015; Srinivas and Babu, 2015). In particular, Han et al. (2015) developed an *iterative pruning* method for alternatively pruning and finetuning a network in order to reach better compression ratios and performance.

While these models were smaller, they were not necessarily more efficient: sparsifying networks by removing individual parameters according to a criterion leads to irregular or pseudorandom sparsification patterns that are difficult to accelerate without specialized hardware or libraries designed for sparsity (Li et al., 2016). To that end, *structured pruning* techniques were developed to remove irrelevant groups of parameters together, such as particular channels or filters in convolutional networks. As this increased their practical relevance, researchers then began exploring structured pruning across computer vision (Li et al., 2016; Wen et al., 2016; Hu et al., 2016; He et al., 2017; Huang et al., 2018) and pre-transformer NLP architectures (Murray and Chiang, 2015; See et al., 2016; Kim and Rush, 2016).

Following unprecedented progress in language modeling, recent work has focused on applying structured pruning methods to the Transformer (Vaswani et al., 2017). These studies consider nearly every possible component of the model architecture for elimination, with methods ranging from dropping attention heads (Voita et al., 2019; Michel et al., 2019; Kim and Awadalla, 2020), to dropping layers (Fan et al., 2019; Zhang and He, 2020; Fan et al., 2021; Jha et al., 2023; Sajjad et al., 2023; Liu et al., 2023a), to pruning hidden states (Hou et al., 2020), to rank reducing large weight matrices (Sharma et al., 2023), replacing sparse weight matrices with smaller dense ones (Ashkboos et al., 2024), to many combinations of the aforementioned groups (Xia et al., 2022; Lagunas et al., 2021).

Of the prior work that also considers transformer layer dropping, most (Fan et al., 2019; Zhang and He, 2020; Fan et al., 2021; Sajjad et al., 2023; Xia et al., 2022) study BERT-style models (Devlin et al., 2018), while we consider decoder-only GPT-style models (Radford et al., 2019) that are most commonly used for large-scale language modeling and generation. BERT-style models are naturally suited for understanding tasks due to their bidirectional masked language modeling (MLM) objective, while GPT-style models are instead suited for generation, due to their autoregressive objective. While this divide has been questioned in light of more powerful GPT-style models (Zhong et al., 2023), previous work (Ethayarajh, 2019) has found significant qualitative differences between BERT and GPT models in terms of the evolution of the layer-wise representation of words. Altogether, this suggests that layer-dropping strategies will behave differently between the two families.

One study for BERT-style pre-trained models, Sajjad et al. (2023), concludes that the best layer-pruning strategy is dropping the final layers; this partially resonates with our results, although in contrast we find that (a) for some pruning sizes keeping the last few layers of the model is actually beneficial, and that (b) for all pruning sizes keeping the very last layer is essential. Additionally, while the authors also study similarity between representations in different layers – as in our approach



– they actually found a higher similarity between representations in the shallow layers compared to the deeper ones – which very sharply disagrees with our results. Importantly, the models considered in Sajjad et al. (2023) consist of a few hundred million parameters, which is much smaller than the model scales we consider in our work. Perhaps as a consequence, the authors didn’t observe the sharp transition in downstream accuracies that we report in §4.1, despite the fact that they also finetuned their pruned models.

In contrast, while Jha et al. (2023) does consider GPT-style models, the methodology is quite different from ours: (i) rather than pretraining first and then using a fixed layer-dropping strategy as we do, instead the authors incrementally drop layers in a modified pretraining procedure; and (ii) the authors study their own sub-1B parameter models, while we focus on the families of readily available, open-weight, large-scale 2.7B-70B parameter models that are commonly used and/or finetuned for practical applications.

As we were finalizing our preprint, Men et al. (2024) was posted: this paper empirically studies different layer-pruning strategies for GPT-style models (Llama-2 7B and Baichuan2-7B-base) and their subsequent effects on benchmarks (MMLU, CMMLU, and CMNLI). They investigate various layer-importance metrics – notably, their "Block Influence" function is similar to our cosine similarity metric – and find that they are able to prune up to  $\sim 28\%$  of layers of Llama-2 7B with minimal impact on performance. This provides independent evidence supporting our main takeaway that the deeper layers are not critical for storing knowledge.

Finally, a systematic approach to layer dropping in transformers has also been studied in the context of *wav2vec* models, which are encoder-only models that map speech to embeddings and are sized in the hundred-million parameter regime (Baeovski et al., 2020). With these models, Liu et al. (2023a) developed a layer-pruning algorithm based on the correlation between layers and downstream metrics. Beyond the model architecture and domain, one significant difference between this and our work is that Liu et al. (2023a) considered non-contiguous pruning proposals, e.g. dropping alternate layers. Our intuition for layer pruning predicts that this shouldn’t work as well – at least for decoder-only language models – as it creates multiple mismatches, one with each block of layers removed.

## A.2 MODEL DISTILLATION

A completely different method for reducing the size of a trained machine-learning model is *model distillation* (Hinton et al., 2015), in which knowledge is transferred from a large “teacher” model to a smaller “student” model by training the student on the distribution predicted by the teacher. The essential insight is that this can transform the very general knowledge and capabilities of the teacher into more streamlined, compressed, and possibly skill-specific representations.

While a very general technique, in the setting of language models, distillation has been implemented with (a) white-box approaches, in which the student is trained to imitate the teacher’s logits (Gu et al., 2023) or hidden states (Jiao et al., 2019); as well as with (b) black-box approaches, in which the student only has access to the output tokens generated by the teacher. This latter approach broadly covers cases where the student is trained on text that is augmented by the teacher in some way, such as by adding synthetic labels (Wang et al., 2021), generating high quality synthetic text (Eldan and Li, 2023; Li et al., 2023a; Gunasekar et al., 2023) by providing chain of thought reasoning (Fu et al., 2023; Hsieh et al., 2023), which aims to enhance the student’s reasoning skills, or by annotating instructions that enhance the student’s instruction-following capabilities (Jiang et al., 2023b).

Compared to layer pruning, these distillation methods require considerable computational resources due to the reliance on the large teacher to process a big corpus of data. Instead, our similarity-based pruning strategy only requires computing the similarity between representations at different layers on a small subset of a pretraining corpus, while our second simpler pruning strategy only uses the reduced model post pruning.

## A.3 EFFICIENT FINETUNING AND INFERENCE ACCELERATION

Complementary to directly reducing size of a model, *parameter-efficient finetuning* (PEFT) focuses on reducing the cost of specializing LLMs to certain tasks. In particular, Low Rank Adapters (LoRA) reduce the memory and compute of fine tuning by freezing the pretrained model and introducing a parametrically small number of additional trainable weights (Hu et al., 2021). We use its quantized

cousin, QLoRA (Dettmers et al., 2023), to keep our experiments cost efficient. Other PEFT methods that can be combined with our work are Li et al. (2023b) and Zhang et al. (2023): in the first, the initialization of the LoRA matrices is adjusted to a quantization scheme; in the second, LoRA ranks for different LLM modules are chosen in an adaptive manner.

For additional efficiency gains we could combine our layer-pruned models with methods that further accelerate inference: with speculative decoding (Leviathan et al., 2023), tokens are rapidly generated from a smaller draft model and then evaluated in parallel by the main model; with Medusa (Cai et al., 2024) the draft model is discarded for extra decoding heads, but ultimately achieves a similar effect. In particular, it could be interesting to consider highly-compressed layer-pruned models as potential draft models in a speculative decoding setup.

#### A.4 A BREADTH OF DEPTH-DEPENDENT STUDIES

Finally, let us highlight some scientific work that study the depth-dependent properties of LLMs. One relevant direction considers how knowledge and linguistic properties are encoded in language models. On the one hand, Meng et al. (2022) and Dai et al. (2021) analyze the *storage and recall* of factual associations: these works emphasize that knowledge localizes within the middle (Meng et al., 2022) or final (Dai et al., 2021) layers, which has implications for directly editing or erasing part of a model’s factual knowledge. On the other hand, attempts to perform such editing gives evidence that information may be stored non-locally across layers (Hase et al., 2023). Relatedly, Geva et al. (2023) investigates the way facts are *processed* during inference, distinguishing between the role of attention heads, for attribute extraction, and the MLP blocks, for subject enrichment: both are delocalized across several layers.

Next, following the earlier “logic lens” (nostalgebraist, 2020), Belrose et al. (2023) invented a technique they called “tuned lens” to study the *trajectory of predictions* by using a learnable affine transformation to convert intermediate representations into a distributions over tokens (see also Din et al. (2023)). By studying the layer-to-layer dynamics of this distribution, the authors noted that it tended to converge. This convergence is very suggestive that that the deeper layers could be prunable, while the fact that they had to train an affine probe is likely related to our observation that the final layer cannot be pruned. Somewhat relatedly, Gurnee and Tegmark (2023) observed that geographic features in the underlying text can be determined from linear probes trained on intermediate activations, as long as the activations are deeper than halfway.

More abstractly, Voita et al. (2023) and Liu et al. (2023b) found that the sparsity of activations transitions at around halfway through a network’s forward pass, evolving from sparse to dense. Perhaps relatedly, Panigrahi et al. (2023) investigated which model weights update the most during finetuning, finding that it’s those in the mid-layers.

Altogether, these deep studies are complementary to our work, which, on the one hand, provides evidence that removing the deepest layers of an LLM does not significantly alter the model’s performance, and, on the other hand, demonstrates a sharp pruning transition after removing approximately half of an LLM’s deepest layers.

## B EXPERIMENTAL DETAILS

Here we explain various details of models and healing (§B.1) and of evaluations (§B.2).

### B.1 MODEL AND HEALING DETAILS

All models in this paper were fine-tuned using the Hugging Face `Trainer` API (Wolf et al., 2020). A list of models and their paths on Hugging Face are as follows:

Model	Repository Path
Llama-2 7B	meta-llama/Llama-2-7b-hf
Llama-2 13B	meta-llama/Llama-2-13b-hf
Llama-2 70B	meta-llama/Llama-2-70b-hf
Mistral 7B	mistralai/Mistral-7B-v0.1
Phi-2 (2.7B)	microsoft/phi-2
Qwen 7B	Qwen/Qwen-7B
Qwen 14B	Qwen/Qwen-14B

For healing, we used the version of the Colossal Clean Crawled Corpus (C4) (Raffel et al., 2019) from Hugging Face: `data = load_dataset("c4", 'en')`. We truncated long examples as described later in the paragraph and added special tokens when available.<sup>10</sup> Models were finetuned for 5000 steps with a global batch size of 16: this corresponds to total finetuning tokens of  $16 \times 5000 \times [\text{max\_seq\_length}]$  for each model. We used a cosine-annealed learning rate schedule, with a warmup of 100 steps. When possible, the peak learning rate was set to the peak learning rate from the model’s pretraining; in practice, this means all models were trained with a peak LR of  $3\text{e-}4$ , with the exceptions of Phi-2 (Javaheripi and Bubeck, 2023), which was trained with a peak LR of  $2\text{e-}4$  during pre-training, Llama-2-70B, which was trained with a peak LR of  $3\text{e-}5$  (a value that resulted from a sweep), and Mistral-7B which was trained with a peak LR of  $3\text{e-}6$  (also a value that resulted from a sweep). All models 7B parameters or smaller were trained with a max sequence length of 2048 tokens, while all models 13B parameters or greater were trained with a max sequence length of 4096 tokens. While we realize that some models may have been pretrained on longer sequences, e.g. Qwen-the-outlier (Bai et al., 2023), we decided to the max sequence length consistent across models of similar size to allow fairer comparisons across model families.

On top of the Hugging Face Trainer API, we used quantization and Low-Rank Adapters (LoRA) (Hu et al., 2021) for all of our finetuning:

- For quantization, we used the `bitsandbytes` library for QLoRA (Dettmers et al., 2023) to quantize our models to 4 bits.
- For LoRA, we used the Hugging Face `peft` library (Mangrulkar et al., 2022). We set the LoRA dropout to 0.05 and kept the LoRA  $\alpha$  equivalent to the LoRA rank, following (Lee et al., 2023). Aside from two exceptions, discussed below, models are trained with LoRA rank 64.
- Also following Lee et al. (2023), we only applied LoRA to FFN modules: `["gate_proj", "down_proj", "up_proj"]` for Llama-2 and Mistral models, `["fc1", "fc2"]` for Phi-2, and `["w1", "w2", "c_proj"]` for Qwen models.

The large majority of these hyperparameter choices are standard and found in previous works, e.g. Lee et al. (2023) and Dettmers et al. (2022). For absolute clarity, we list display all the model specific architecture and healing details below:

Model	# Layers	Vocab Size	Max Seq. Len.	FT Tokens	Peak LR	LoRA Rank
Llama-2 7B	32	32,000	2048	164M	$3\text{e-}4$	2
Llama-2 13B	40	32,000	4096	328M	$3\text{e-}4$	64
Llama-2 70B	80	32,000	4096	328M	$3\text{e-}5$	8
Qwen 7B	32	151,936	2048	164M	$3\text{e-}4$	64
Qwen 14B	40	151,936	4096	328M	$3\text{e-}4$	64
Mistral 7B	32	32,000	2048	164M	$3\text{e-}6$	4
Phi-2 2.7B	32	51,200	2048	164M	$2\text{e-}4$	64

We also have the following hyperparameters common between all models:

<sup>10</sup>N.B. the Qwen tokenizer from Hugging Face does not include any special tokens; in this case, it was essential to add a default padding token.

Config	Value
Finetuning dataset	C4
Batch size	16
LoRA $\alpha$	LoRA rank
LoRA dropout	0.05
LoRA targets	FFN modules
LR scheduler	Cosine
Warmup steps	100
Total steps	5000

## B.2 EVALUATION DETAILS

We performed three principal evaluations: accuracy on *MMLU*, accuracy on *BoolQ*, and loss on *C4*.

For **MMLU accuracy**:

- We use the `cais/mmlu` version of the dataset from Hugging Face.
- We follow the formatting suggested in the original reference (Hendrycks et al., 2020) without further prompt engineering.
- For constructing few-shot examples, we use the `dev` set from `cais/mmlu`.
- For our experiments, we use 0 few-shot examples; our results and analysis are robust to this choice, cf. Figure 8.
- We report average accuracy across all subjects.

For **BoolQ accuracy**:

- We used the `hassansh/boolq_n_shot` version from Hugging Face.
- For our experiments, we use 0 few-shot examples.
- The complete BoolQ results – truncated from the main text – are shown here in Figure 7: in the left panel we present the Llama-2 family, in the middle panel we present models from the Qwen family, and in the right panel we should Mistral-7B and Phi-2; we also make the experiments without healing semi-transparent in order to better display the results from the complete similarity-informed pruning method. Importantly, while we see here that healing plays a more important role than it did for MMLU in Figure 2, after healing we still have a characteristic flat region of robust performance; as before, the capabilities required to achieve a model’s top score isn’t removed by significant layer pruning until a critical model-dependent threshold.

For **C4 Validation Loss**:

- We used the `c4` version from Hugging Face (soon be deprecated in favor of `allenai/c4`).
- We evaluated using the *validation* split as we healed with the train split.
- Given its size, we randomly sampled 60k sequences and held them fixed across all models.
- In Figure 3 we normalized the loss to facilitate fair comparison across model families that employ different vocab sizes: to normalize, we divided by  $\log V$ , where  $V$  is the *per-model* vocab size (listed in a table in §B.1). This,  $\log V$ , corresponds to the loss of sampling tokens uniformly, which naturally sets the scale for a given model.

## C ABLATIONS

Here we detail various ablations: prompting (§C.1), finetuning seed (§C.2), LoRA rank (§C.3), other pruning strategies (§C.4). Qualitatively, the results of the paper are quite robust to the variation of any of these.

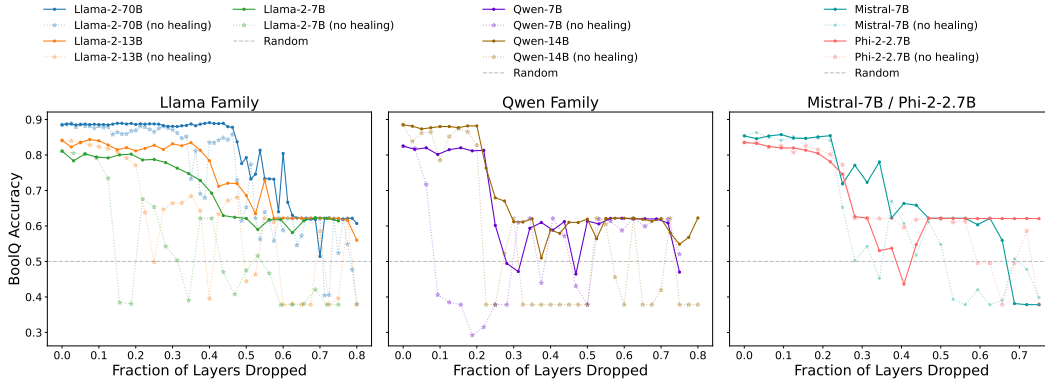


Figure 7: BoolQ accuracy (0-shot) vs. fraction of layers dropped for different model families. (*Left*: Llama-2 family; *Middle*: Qwen family; *Right*: Mistral-7B and Phi-2.) The solid lines represent performance after dropping layers and healing, and the (semi-transparent) dotted lines show performance after dropping layers only (no healing), and the dashed gray line is the score for guessing randomly. For BoolQ, healing leads to important improvements such that performances; then, across all models, performances are quite robust until 20%-55% pruning fractions, depending on model family and size, at which point they transition to random guessing.

### C.1 PROMPTING

It’s common knowledge that altering the prompt on QA evaluations can significantly impact results. To control for prompting, we ablate the MMLU accuracy for our principal similarity-informed pruning described in §3.2 when applied to Llama-2-13B: in the left panel of Figure 8, we show results for changing the ordering of the few-shot examples in the prompt, and in the right panel the same figure, we show results for changing the number of few-shot examples. Broadly we see that the layer-pruning method is robust to these changes.

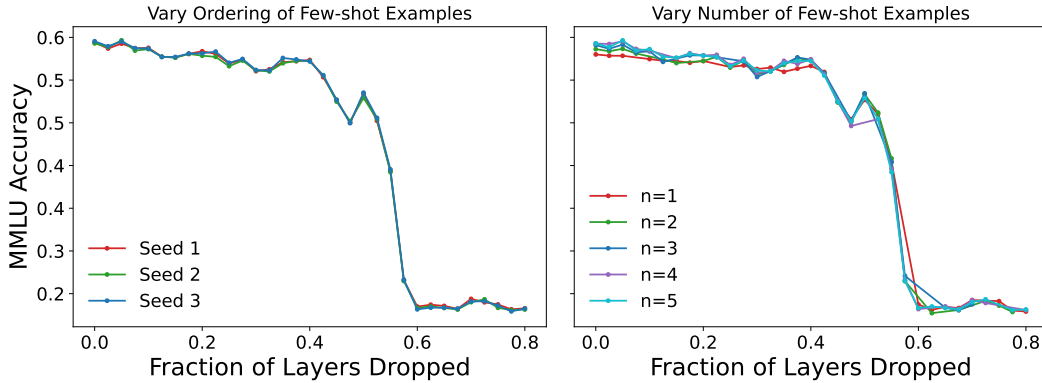


Figure 8: Effect of prompt ablations on MMLU accuracy vs. fraction of layers dropped for Llama-2-13B. *Left*: We vary the ordering of the few-shot examples and see it does not have any impact. *Right*: We vary the number  $n$  of few-shot examples; while careful study of the flat region suggests increasing the number of few-shot examples marginally improves performance, regardless, the layer-pruning strategy is robust to this kind of variation.

### C.2 FINETUNING SEED

Here we vary the finetuning seed. For all of our experiments, we use the following code snippet to ensure reproducibility:

```
SEED_VAL = 0
transformers.enable_full_determinism(SEED_VAL)
```

Since we begin with a pretrained model, the finetuning seed doesn’t affect initialization, but it will impact the stochastic aspects of further training such as data order. To control for this, we ablate the finetuning seed for our principal similarity-informed pruning described in §3.2 when applied to Llama-2-13B: in Figure 9 we observe that the layer-pruning method is robust to the choice of seed.

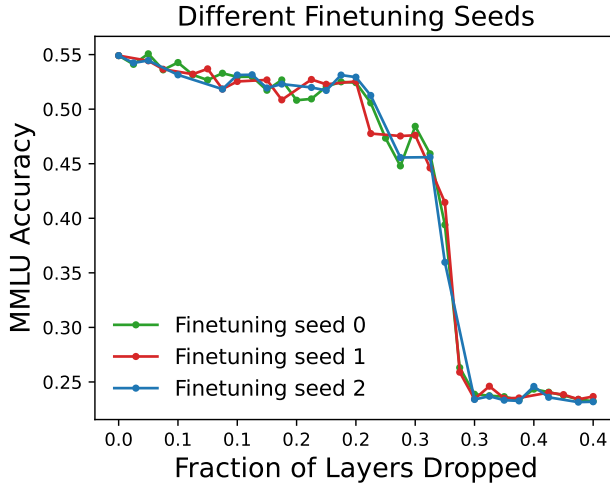


Figure 9: Effect of varying the finetuning seed on MMLU accuracy vs. fraction of layers dropped for Llama-2-13B: there is no meaningful effect.

### C.3 LoRA RANK

Here we vary the LoRA rank used for healing. Unfortunately, our compute budget did not allow us to make an exhaustive sweep across all of our experimental configurations. In lieu of that, we employed the following protocol for our main experiments:

- Begin with rank 64, following the QLoRA setup (see, e.g. Appendix B.2 of Dettmers et al. (2023)).
- If healing with that rank significantly harms the performance compared to no healing, then sweep LoRA ranks for that model and, for the other evaluations, pick the best performing LoRA rank according to its MMLU accuracy.

This protocol is designed to maximize the chance that healing will improve performance across all of our evaluations. For simplicity, we ran this rank-picking protocol using the simple pruning heuristic, with the exception of Llama-2-70B.

In practice, this led to us using rank 64 for every model with the exceptions of Mistral-7B, with rank 4, Llama-2-7B, with rank 2, and Llama-2-70B, with rank 8. (To review this same information in tabular form, see the second Table in §B.1.) Figure 10 displays the sweeps over MMLU accuracy supporting these choices for Mistral-7B (bottom left panel), Llama-2-7B (bottom middle panel), and Llama-2-70B (top right panel): overall, while the LoRA rank does not have a significant impact on the qualitative behavior of the healed model, decreasing the LoRA rank generally improves performance. In the top left and middle panels of Figure 10, we show corresponding sweeps for

Mistral-7B (top) and Llama-2-7B (middle) using the similarity-informed pruning strategy: we see that for this pruning method both models are much more robust, though rank 2 is still the top performing rank for Llama-2-7B.

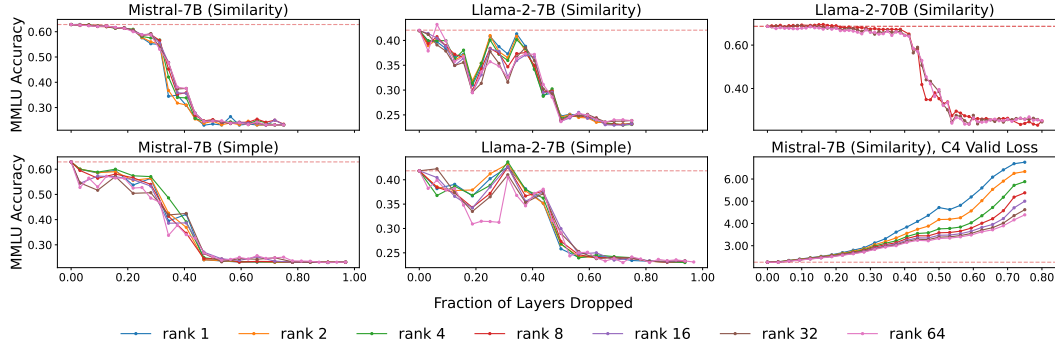


Figure 10: Effect of varying the LoRA rank. **Top**: 5-shot MMLU accuracy vs. fraction of layers dropped using the similarity-informed pruning strategy on Mistral-7B (*left*), Llama-2-7B (*middle*), and Llama-2-70B (*right*). Across all ranks we observe similar behavior, though there’s a small effect of decreasing rank improving overall performance. **Bottom, left and middle**: 5-shot MMLU accuracy vs. fraction of layers dropped using the simple pruning heuristic on Mistral-7B (*left*) and Llama-2-7B (*middle*). As before, qualitative behavior is similar across ranks, though in this case it’s much clearer that decreasing rank improves performance. **Bottom, right**: C4 validation loss vs. fraction of layers dropped using the similarity-informed pruning strategy on Mistral-7B. In contrast to MMLU, decreasing rank harms performance; together, these results suggest that larger ranks may be overfitting.

The characteristic improvement of MMLU accuracy with decreasing LoRA rank – even for extremely low ranks(!) – deserves an explanation. One possibility is that lowering the LoRA rank can better regularize finetuning against overfitting. In particular, astute readers may have been surprised at the discussion of peak learning rates in §B.1: models were finetuned with the same peak used in pretraining; a “large” LoRA rank of 64 introduces a number of additional parameters that may overfit to C4. This overfitting would certainly be harmful, since the actual pretraining datasets for the models we consider are (a) unknown to us, and (b), likely to be of significantly higher quality than C4.

We investigate this directly for Mistral-7B. In the bottom right panel of Figure 10 we plot the C4 validation loss across different LoRA ranks: we see that while decreasing the LoRA rank generally improves MMLU accuracy (cf. left-most panels), at the same time it harms the C4 validation loss. This supports our overfitting hypothesis. In a greater-resourced future, it would be interesting to improve the healing process by considering other forms of regularization and learning rate tuning.

#### C.4 OTHER PRUNING STRATEGIES

Here we study how the similarity-informed pruning strategy (§ 3.2) compares to other layer-pruning baselines: specifically, we contrast with pruning random layers and pruning shallow layers. In Figure 11, we observe that the similarity-informed strategy from the main text outperforms both of these other strategies on an MMLU evaluation of Llama-7B.

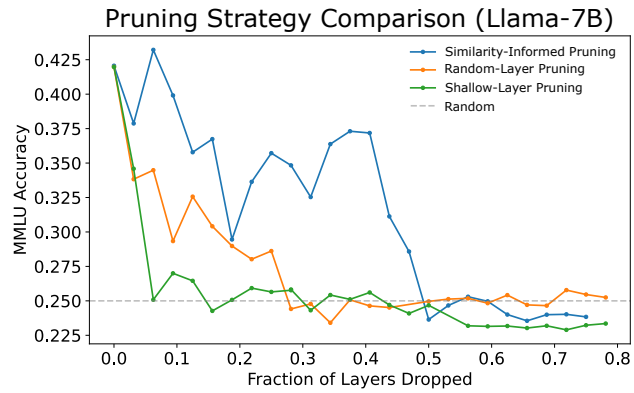


Figure 11: Comparison of the similarity-informed pruning strategy (blue) to random-layer pruning (orange) and shallow-layer pruning (green) on MMLU accuracy, with Llama-2 7B and LoRA rank 64. The similarity-informed pruning strategy clearly outperforms these baselines.