

Cell Escape Probabilities for Markov Processes on a Grid

T. Ingelaere^{*1}, V. Maes¹, and G. Samaey¹

¹NUMA, Department of Computer Science, KU Leuven, Belgium

Abstract

Kinetic equations describe physical processes in a high-dimensional phase space and are often simulated using Markov process-based Monte Carlo routines. The quantities of interest are typically defined on the lower-dimensional position space and estimated on a grid (histogram). In several applications, such as the construction of diffusion Monte Carlo-like techniques and variance prediction for particle tracing Monte Carlo methods, the cell escape probabilities, i.e., the probabilities with which particles escape a grid cell during one step of the Markov process, are of interest. In this paper, we derive formulas to calculate the cell escape probabilities for common mesh elements in one, two, and three dimensions. Deterministic calculation of cell escape probabilities in higher dimensions becomes expensive and prone to quadrature errors due to the involved high-dimensional integrals. We therefore also introduce a stochastic Monte Carlo algorithm to calculate the escape probabilities, which is more robust at the cost of a statistical error. The code used to perform the numerical experiments and accompanying GeoGebra tutorials are openly available at <https://gitlab.kuleuven.be/numa/public/escape-probabilities-markov-processes>.

Keywords: escape probability, kinetic equation, Monte Carlo, mesh elements, particle tracing, diffusion Monte Carlo, variance prediction

1 Introduction

Large particle systems are typically described by a high-dimensional kinetic equation

$$\partial_t f(\mathbf{x}, \mathbf{s}, t) = F(f(\mathbf{x}, \mathbf{s}, t), \mathbf{x}, \mathbf{s}, t). \quad (1)$$

The particle distribution is denoted by $f(\mathbf{x}, \mathbf{s}, t)$, where $\mathbf{x} \in \Omega \subseteq \mathbb{R}^n$ represents the particle position (typically $n \in \{1, 2, 3\}$), $\mathbf{s} \in \mathbb{R}^m$ represents other state variables (e.g., the particle velocity \mathbf{v}) in a high-dimensional phase space, and $t \geq 0$ represents time. A kinetic equation can be interpreted as describing the macroscopic population dynamics corresponding to some microscopic particle dynamics, which often turn out to be a Markov process: the next particle position \mathbf{x}_{k+1} and state \mathbf{s}_{k+1} depend on the current position \mathbf{x}_k and state \mathbf{s}_k , but not on prior ones:

$$\mathbf{x}_{k+1} = \mathbf{x}_k + \Delta \mathbf{x}_k, \quad \Delta \mathbf{x}_k \sim p(\Delta \mathbf{x} | \mathbf{x}_k, \mathbf{s}_k, t_k), \quad (2)$$

$$\mathbf{s}_{k+1} = \mathbf{s}_k + \Delta \mathbf{s}_k, \quad \Delta \mathbf{s}_k \sim p(\Delta \mathbf{s} | \mathbf{x}_k, \mathbf{s}_k, t_k). \quad (3)$$

The Wiener process and velocity-jump processes are two examples of such Markov processes [7].

Example 1: The n -dimensional Wiener process

The Wiener process sampled at equidistant times t_k is characterized by independent, zero-mean, Gaussian increments

$$\Delta \mathbf{x}_k \sim N(0, \Delta t I_n), \quad (4)$$

where Δt denotes the time interval between samples. The step $\Delta \mathbf{x}_k$ is independent of \mathbf{x}_k and t_k and there are no additional state variables \mathbf{s} . The population dynamics corresponding to this Wiener process are described by the kinetic equation

$$\partial_t f(\mathbf{x}, t) = \frac{1}{2} \nabla^2 f(\mathbf{x}, t). \quad (5)$$

Example 2: A simple velocity-jump process

Consider a simple example of an n -dimensional velocity-jump process where a particle updates its velocity

*Corresponding Author: toon.ingelaere@kuleuven.be

\mathbf{v}_k (a state variable) at random jump times t_k . The jump times follow a Poisson process. The travel time between jumps Δt_k is therefore exponentially distributed:

$$\Delta t_k \sim \lambda \exp(-\lambda \Delta t), \quad \Delta t \geq 0. \quad (6)$$

The velocities \mathbf{v}_k are sampled independently from $N(0, I_n)$. As a result, we have

$$\Delta \mathbf{v}_k \sim p(\Delta \mathbf{v} | \mathbf{v}_k) = N(-\mathbf{v}_k, I_n). \quad (7)$$

The steps between jumps are then sampled from

$$\Delta \mathbf{x}_k = \mathbf{v}_k \Delta t_k \sim \int_0^\infty \frac{1}{\Delta t^n} \lambda \exp(-\lambda \Delta t) \frac{\exp\left(-\frac{\Delta \mathbf{x}^T \Delta \mathbf{x}}{2\Delta t^2}\right)}{\sqrt{(2\pi)^n}} d(\Delta t). \quad (8)$$

The kinetic equation describing the population dynamics corresponding to this velocity jump process is

$$\partial_t f(\mathbf{x}, \mathbf{v}, t) = -\mathbf{v} \cdot \nabla_{\mathbf{x}} f(\mathbf{x}, \mathbf{v}, t) - \lambda f(\mathbf{x}, \mathbf{v}, t) + \lambda \frac{\exp\left(-\frac{\mathbf{v}^T \mathbf{v}}{2}\right)}{\sqrt{(2\pi)^n}} \int_{\mathbb{R}^n} f(\mathbf{x}, \mathbf{v}', t) d\mathbf{v}'. \quad (9)$$

Quantities of interest are typically moments of the particle distribution $f(\mathbf{x}, \mathbf{s}, t)$ of the form

$$Q(\mathbf{x}, t) = \int q(\mathbf{s}) f(\mathbf{x}, \mathbf{s}, t) d\mathbf{s}, \quad (10)$$

where $q(\mathbf{s})$ is a function of the state variables. We focus on the setup where simulation of the Markov process and estimation of a quantity of interest happen on a discretization of the domain Ω into a grid of cells $\{\Omega_j\}_{j=1}^J$.

For several applications, it is desirable to have a uniform framework for calculating the cell escape probability $P(\mathbf{x}_{k+1} \notin \Omega_j | \mathbf{x}_k \in \Omega_j)$ for some grid cell $\Omega_j \subset \Omega$, specifically in the context where both the step $\Delta \mathbf{x}_k$, but also the initial position of the particle \mathbf{x}_k are random. A first application is variance prediction for quantity-of-interest estimation using particle tracing Monte Carlo methods [9]. In that field, the cell escape probability is an important parameter for deriving a local Markov process-based variance predictor for a cell. Second, the framework for calculating the escape probability from a grid cell can be extended to the derivation of transition probabilities between two grid cells $P(\mathbf{x}_{k+1} \in \Omega_i | \mathbf{x}_k \in \Omega_j)$, which can be used for hidden Markov process-based variance calculations [9]. A third application is to use the escape probabilities or the related transition probabilities for the construction of diffusion Monte Carlo-like algorithms [10, 6, 3, 5, 4] where these probabilities allow to quantify the leakage of particles from their current cell to one of the other (neighbouring) cells in the grid.

In this paper, we derive deterministic formulas for cell escape probabilities from several common one-, two-, and three-dimensional mesh elements. In the one-dimensional case, we consider line elements. In two dimensions, we consider triangular and parallelogrammatic elements. In three dimensions, we consider tetrahedral and parallelepipedal elements. Our formulas are derived under two core assumptions: given $\mathbf{x}_k \in \Omega_j$, we presuppose both uniformity of \mathbf{x}_k and independence between \mathbf{x}_k and $\Delta \mathbf{x}_k$. We also introduce a Monte Carlo algorithm for calculating the escape probabilities, which can be used in the case where these two core assumptions are not satisfied or where deterministic computation of the involved integrals becomes prohibitive. For an n -dimensional Wiener process, we illustrate numerically that the deterministic formulas are faster and more accurate than the Monte Carlo alternative.

Overview of the paper. The paper is structured as follows. Section 2 provides the general approach to obtain expressions for the escape probabilities from arbitrary geometries. These expressions involve two independent factors. The first factor is the step probability, which depends on the governing particle dynamics. The second factor is the so-called conditional escape probability, which depends on the considered geometry. Expressions for the conditional escape probability for common mesh elements are derived in Section 3. Section 4 introduces an alternative Monte Carlo algorithm for calculating cell escape probabilities. In Section 5, we perform several numerical experiments to corroborate the obtained escape probability expressions and quantify the computational cost. A short conclusion and some pointers for future work are given in Section 6. The Appendix contains an extension of the framework from escape probabilities to the computation of transition probabilities. The code and GeoGebra tutorials accompanying this paper are openly available at [1].

2 General Computation of the Escape Probability

Consider a Markov process (2) in which a particle additively updates its position $\mathbf{x}_k \in \mathbb{R}^n$ with a step $\Delta \mathbf{x}_k \in \mathbb{R}^n$. Both $\mathbf{x}_k \sim p(\mathbf{x} | t_k)$ and $\Delta \mathbf{x}_k \sim p(\Delta \mathbf{x} | \mathbf{x}_k, \mathbf{s}_k, t_k)$ are random variables. For the remainder of this section, we will drop

the dependence on t_k and \mathbf{s}_k in our notation. The goal is to determine the *escape probability* $P(\mathbf{x}_{k+1} \notin \Omega_j | \mathbf{x}_k \in \Omega_j)$. This is the probability that a particle exits a cell $\Omega_j \subset \Omega$ by additively updating its position \mathbf{x}_k with step $\Delta \mathbf{x}_k$. To do so, we make the following two core assumptions.

Assumption 1

The particle position \mathbf{x}_k is uniformly distributed within the cell Ω_j from which we want to calculate the escape probability:

$$p(\mathbf{x}) = c, \quad \forall \mathbf{x} \in \Omega_j. \quad (11)$$

Assumption 2

Within Ω_j , the step $\Delta \mathbf{x}_k$ is independent of the current position \mathbf{x}_k . For any $\mathbf{x} \in \Omega_j$, the step $\Delta \mathbf{x}_k$ is sampled from the same distribution $p(\Delta \mathbf{x})$:

$$p(\Delta \mathbf{x} | \mathbf{x}) = p(\Delta \mathbf{x}), \quad \forall \mathbf{x} \in \Omega_j. \quad (12)$$

These assumptions correspond to the kinetic equation (1) being homogeneous in Ω_j , i.e., having constant spatial parameters and a constant solution in Ω_j . These are common assumptions for grid cells in, for example, a finite volume discretization [8].

Remark 1. If both Assumption 1 and 2 hold, then the joint probability distribution of \mathbf{x}_k and $\Delta \mathbf{x}_k$ for $\mathbf{x} \in \Omega_j$ can be written as

$$p(\mathbf{x}, \Delta \mathbf{x}) = p(\mathbf{x})p(\Delta \mathbf{x} | \mathbf{x}) = cp(\Delta \mathbf{x}), \quad \forall \mathbf{x} \in \Omega_j. \quad (13)$$

Note that no assumptions are made on the behavior of $p(\mathbf{x}, \Delta \mathbf{x})$ outside of Ω_j , because to compute the escape probability, we presuppose that $\mathbf{x}_k \in \Omega_j$.

Remark 2. When particles can reach and interact with a boundary of the domain Ω , Assumption 2 is violated. The possible interactions of a particle with a domain boundary are reflected in the step probability density $p(\Delta \mathbf{x} | \mathbf{x}_k)$, which is then no longer independent of \mathbf{x}_k , because the distance from a particle to a domain boundary depends on the specific value of its position.

2.1 Integral Formulation

By the law of total probability, we can write the escape probability as an integral over $\Delta \mathbf{x}$:

$$\begin{aligned} P(\mathbf{x}_{k+1} \notin \Omega_j | \mathbf{x}_k \in \Omega_j) &= \int_{\mathbb{R}^n} P(\mathbf{x}_{k+1} \notin \Omega_j | \mathbf{x}_k \in \Omega_j, \Delta \mathbf{x}) p(\Delta \mathbf{x} | \mathbf{x}_k \in \Omega_j) d(\Delta \mathbf{x}) \\ &= \int_{\mathbb{R}^n} P(\mathbf{x}_{k+1} \notin \Omega_j | \mathbf{x}_k \in \Omega_j, \Delta \mathbf{x}) p(\Delta \mathbf{x}) d(\Delta \mathbf{x}), \end{aligned} \quad (14)$$

where Assumption 2 is used for the second equality. The integrand consists of two factors. We call the first factor, $P(\mathbf{x}_{k+1} \notin \Omega_j | \mathbf{x}_k \in \Omega_j, \Delta \mathbf{x}_k)$, the *conditional escape probability*, given $\Delta \mathbf{x}_k$. The conditional escape probability is the probability that a particle exits the cell Ω_j for a given step $\Delta \mathbf{x}_k$. Given Assumptions 1 and 2, the conditional escape probability depends solely on the shape and size of cell Ω_j . We call the second factor, $p(\Delta \mathbf{x})$, the step probability density. The step probability density solely depends on the kinetic equation (1) that governs the particle dynamics. In this paper, we focus on deriving expressions for the conditional escape probability, specifically in the case where Ω_j represents a common mesh element. If we can compute the conditional escape probability for a general $\Delta \mathbf{x}$, then we can multiply it with the step probability and integrate over all possible values of $\Delta \mathbf{x}$ to obtain the sought-after escape probability.

2.2 General Computation of the Conditional Escape Probability

To compute the conditional escape probability $P(\mathbf{x}_{k+1} \notin \Omega_j | \mathbf{x}_k \in \Omega_j, \Delta \mathbf{x}_k)$, we first perform the following manipulations:

$$\begin{aligned} P(\mathbf{x}_{k+1} \notin \Omega_j | \mathbf{x}_k \in \Omega_j, \Delta \mathbf{x}_k) &= \frac{P(\mathbf{x}_k \in \Omega_j \text{ and } \mathbf{x}_{k+1} \notin \Omega_j | \Delta \mathbf{x}_k)}{P(\mathbf{x}_k \in \Omega_j | \Delta \mathbf{x}_k)} \\ &= \frac{P(\mathbf{x}_k \in \Omega_j \text{ and } \mathbf{x}_k + \Delta \mathbf{x}_k \notin \Omega_j | \Delta \mathbf{x}_k)}{P(\mathbf{x}_k \in \Omega_j | \Delta \mathbf{x}_k)} \\ &= \frac{P(\mathbf{x}_k \in \Omega_j \text{ and } \mathbf{x}_k \notin (\Omega_j - \Delta \mathbf{x}_k) | \Delta \mathbf{x}_k)}{P(\mathbf{x}_k \in \Omega_j | \Delta \mathbf{x}_k)} \\ &= \frac{P(\mathbf{x}_k \in \Omega_j \setminus (\Omega_j - \Delta \mathbf{x}_k) | \Delta \mathbf{x}_k)}{P(\mathbf{x}_k \in \Omega_j | \Delta \mathbf{x}_k)}, \end{aligned} \quad (15)$$

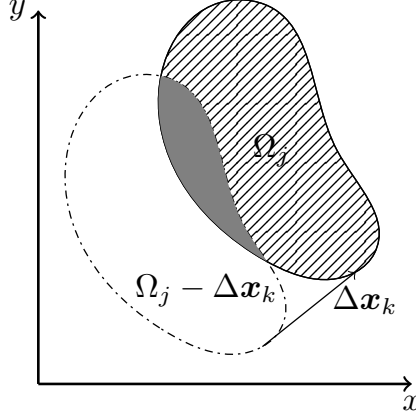


Figure 1: Cell Ω_j and its translation $\Omega_j - \Delta \mathbf{x}_k$. If Assumptions 1 and 2 hold, then the conditional escape probability for a given $\Delta \mathbf{x}_k$ corresponds to the proportion of Ω_j which is hatched.

where $\Omega_j - \Delta \mathbf{x}_k = \{\mathbf{x} - \Delta \mathbf{x}_k \in \mathbb{R}^n | \mathbf{x} \in \Omega_j\}$ is the image of Ω_j under translation by $-\Delta \mathbf{x}_k$, as visualized in Figure 1.

In the derivation of equation (15), we first used the definition of conditional probability. Subsequently, we substituted $\mathbf{x}_{k+1} = \mathbf{x}_k + \Delta \mathbf{x}_k$. Finally, the definition of the difference of two sets is used. In the end, the conditional escape probability equals the proportion of particles in Ω_j that are not in $\Omega_j - \Delta \mathbf{x}_k$, i.e., particles in the hatched area in Figure 1. Indeed, these particles leave Ω_j when translated by $\Delta \mathbf{x}_k$.

We introduce the symbol $V(A)$ to denote either the length, area or volume of a set A , depending on its dimensionality. Under Assumptions 1 and 2, we can use (13) to calculate the numerator and denominator in (15) as integrals over the joint probability density function:

$$\begin{aligned} P(\mathbf{x}_k \in \Omega_j \setminus (\Omega_j - \Delta \mathbf{x}_k) | \Delta \mathbf{x}_k) &= \int_{\Omega_j \setminus (\Omega_j - \Delta \mathbf{x}_k)} \frac{p(\mathbf{x}, \Delta \mathbf{x}_k)}{p(\Delta \mathbf{x}_k)} d\mathbf{x} \\ &= cV(\Omega_j \setminus (\Omega_j - \Delta \mathbf{x}_k)), \end{aligned} \quad (16)$$

$$\begin{aligned} P(\mathbf{x}_k \in \Omega_j | \Delta \mathbf{x}_k) &= \int_{\Omega_j} \frac{p(\mathbf{x}, \Delta \mathbf{x}_k)}{p(\Delta \mathbf{x}_k)} d\mathbf{x} \\ &= cV(\Omega_j). \end{aligned} \quad (17)$$

The conditional escape probability (15) now reduces to a ratio of volumes

$$P(\mathbf{x}_{k+1} \notin \Omega_j | \mathbf{x}_k \in \Omega_j, \Delta \mathbf{x}_k) = \frac{V(\Omega_j \setminus (\Omega_j - \Delta \mathbf{x}_k))}{V(\Omega_j)}. \quad (18)$$

In conclusion, if Assumptions 1 and 2 hold, then the conditional escape probability for a given $\Delta \mathbf{x}_k$ corresponds to the proportion of Ω_j that is not in $\Omega_j - \Delta \mathbf{x}_k$. This corresponds with the hatched area in Figure 1. Indeed, this is the part of Ω_j which exits the cell when translated with $\Delta \mathbf{x}_k$.

Remark 3. In Appendix A, we extend this approach for computing escape probabilities to the computation of transition probabilities between two elements. The general approach is set out. A specific formula is computed for the one-dimensional case.

2.3 Local Coordinate Transform

With the goal in mind of computing escape probabilities for common mesh elements (i.e., arbitrary lines, triangles, parallelograms, parallelepipeds, and tetrahedra), we introduce a transformation to local coordinates for each of these geometries. While the original escape probability problem is stated in a *global coordinate system* (x, y, z, \dots) , it will prove useful to transform to a cell's *local coordinate system* $(\xi, \eta, \zeta, \dots)$. We will exploit the fact that, in their respective local coordinate systems, all cells of the same type are identical to a common reference unit cell U .

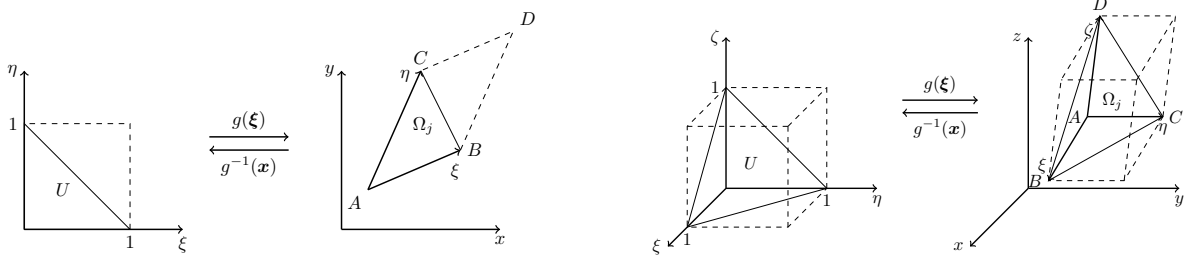


Figure 2: Transformation from local to global coordinates for triangles and parallelograms in two dimensions, and tetrahedra and parallelepipeds in three dimensions.

In the two-dimensional case, all parallelograms are identical to the unit square S_2 , and all triangles are identical to the unit triangle T_2 (spanning $(0, 0)$, $(1, 0)$, and $(0, 1)$). In the three-dimensional case, similarly, we have that all parallelepipeds are identical to the unit cube C_3 , and all tetrahedrons to the unit tetrahedron T_3 (spanning $(0, 0, 0)$, $(1, 0, 0)$, $(0, 1, 0)$, and $(0, 0, 1)$). Figure 2 shows these local coordinate systems for the different types of common mesh elements considered in this paper.

For these mesh elements, a point ξ in local coordinates is mapped to a point \mathbf{x} in global coordinates by an affine transformation,

$$\mathbf{x} = g(\xi) = A\xi + \mathbf{b}, \quad (19)$$

with full-rank $A \in \mathbb{R}^{n \times n}$ and $\mathbf{b} \in \mathbb{R}^{n \times 1}$, which depend on the specific geometry of Ω_j . Because A is full-rank, the inverse transformation $g^{-1}(\mathbf{x}) = A^{-1}(\mathbf{x} - \mathbf{b})$ exists and is affine as well. It maps from global to local coordinates.

We want $g^{-1}(\mathbf{x})$ to map the cell Ω_j to its reference unit cell U . That is, we choose A and \mathbf{b} such that

$$\begin{aligned} g^{-1}(\Omega_j) &= U \\ \Rightarrow g^{-1}(\Omega_j - \Delta\mathbf{x}_k) &= U - A^{-1}\Delta\mathbf{x}_k = U - \Delta\xi_k. \end{aligned} \quad (20)$$

We call $\Delta\xi_k = A^{-1}\Delta\mathbf{x}_k$ the step in local coordinates corresponding to the step $\Delta\mathbf{x}_k$ in the global coordinate system. Under affine transformations, ratios of volumes are preserved:

$$\frac{V(A)}{V(B)} = \frac{V(g(A))}{V(g(B))} = \frac{V(g^{-1}(A))}{V(g^{-1}(B))}. \quad (21)$$

Applying $g^{-1}(\mathbf{x})$ to the numerator and denominator of (18) and using (20) and (21) now yields

$$\begin{aligned} P(\mathbf{x}_{k+1} \notin \Omega_j | \mathbf{x}_k \in \Omega_j, \Delta\mathbf{x}_k) &= \frac{V(\Omega_j \setminus (\Omega_j - \Delta\mathbf{x}_k))}{V(\Omega_j)} \\ &= \frac{V(g^{-1}(\Omega_j \setminus (\Omega_j - \Delta\mathbf{x}_k)))}{V(g^{-1}(\Omega_j))} \\ &= \frac{V(U \setminus (U - \Delta\xi_k))}{V(U)} \\ &= 1 - \frac{V(U \cap (U - \Delta\xi_k))}{V(U)}. \end{aligned} \quad (22)$$

where we used that $g^{-1}(A \setminus B) = g^{-1}(A) \setminus g^{-1}(B)$, because $g^{-1}(\mathbf{x})$ is injective. Note that the equalities in (22) imply that

$$P(\mathbf{x}_{k+1} \notin \Omega_j | \mathbf{x}_k \in \Omega_j, \Delta\mathbf{x}_k) = P(\xi_{k+1} \notin U | \xi_k \in U, \Delta\xi_k), \quad (23)$$

i.e., we have reduced the problem of determining the conditional escape probability for arbitrary geometries Ω_j to computing it only for the reference unit cells U . In Section 3, we solve the conditional escape probability problem for the line, unit triangle, unit square, unit tetrahedron, and unit cube and specify the appropriate affine transformations required to generalize to any triangle, parallelogram, tetrahedron or parallelepiped.

2.4 Integral Formulation in Local Coordinates

While expression (22) can be inserted in the integral formulation (14) as is, it will prove advantageous to solve the entire integral in local coordinates. We use the change-of-variables formula [2] to transform to $\Delta\xi = A^{-1}\Delta\mathbf{x}$

$$\begin{aligned} P(\mathbf{x}_{k+1} \notin \Omega_j | \mathbf{x}_k \in \Omega_j) &= \int_{\mathbb{R}^n} P(\mathbf{x}_{k+1} \notin \Omega_j | \mathbf{x}_k \in \Omega_j, \Delta\mathbf{x}) p(\Delta\mathbf{x}) d(\Delta\mathbf{x}) \\ &= \int_{\mathbb{R}^n} P(\xi_{k+1} \notin U | \xi_k \in U, \Delta\xi) p(A\Delta\xi) |\det(A)| d(\Delta\xi). \end{aligned} \quad (24)$$

The main advantage of the integral formulation in local coordinates over the one in global coordinates is the fact that the conditional escape probability expressions in Section 3 imply a subdivision of the integration domain into subdomains to avoid discontinuities in the integrand. This subdivision is the most natural in local coordinates. Additionally, in Section 3, the expressions for the conditional escape probabilities are given in local coordinates, which implies that using them in (14) would require solving a system $\Delta\xi = A^{-1}\Delta\mathbf{x}$ for each evaluation of the integrand. The integral formulation in local coordinates does not require solving such systems. Equation (24), with the integrand in local coordinates, and the subdivision of the integration domain is implemented in the code accompanying this paper [1].

3 Conditional Escape Probability for Common Mesh Elements

In Section 2, we explained our general approach to the computation of cell escape probabilities. Under Assumptions 1 and 2, we simplified the computation of the conditional escape probability, one of the two components in the integral formulation (14). By introducing a transformation to local coordinates, we reduced the general conditional escape probability problem to solving it for the specific reference unit cells (i.e. unit triangles, squares, tetrahedra, and cubes). In this section, we calculate conditional escape probabilities for these specific elements based on equation (22). For visualisation of the two-dimensional triangular and three-dimensional tetrahedral elements, several supporting GeoGebra tutorials are available at [1].

3.1 One-Dimensional Linear Mesh Elements

The one-dimensional case can be solved without transforming to local coordinates. Say Ω_j is a one-dimensional line segment of length l , hence $V(\Omega_j) = l$. For $\Delta x_k \in \mathbb{R}$, we have

$$V(\Omega_j \cap (\Omega_j - \Delta x_k)) = \begin{cases} l - |\Delta x_k| & \text{if } |\Delta x_k| \leq l \\ 0 & \text{otherwise.} \end{cases} \quad (25)$$

We can compute the conditional escape probability via (22) as

$$P(x_{k+1} \notin \Omega_j | x_k \in \Omega_j, \Delta x_k) = \begin{cases} \frac{|\Delta x_k|}{l} & \text{if } |\Delta x_k| \leq l \\ 1 & \text{otherwise.} \end{cases} \quad (26)$$

This is visualized in Figure 3, which is a one-dimensional analogue to Figure 1.

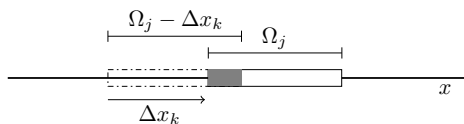


Figure 3: One-dimensional cell Ω_j of length l and its translation $\Omega_j - \Delta x_k$. Under Assumptions 1 and 2, the conditional escape probability for a given Δx_k , corresponds to the proportion of Ω_j which is hatched.

3.2 Common Two-Dimensional Mesh Elements

3.2.1 Triangular Cells

To calculate the conditional escape probability for an arbitrary triangular cell with vertices $A(x_A, y_A)$, $B(x_B, y_B)$, and $C(x_C, y_C)$, we make use of the affine transformation (19) with

$$A = \begin{bmatrix} x_B - x_A & x_C - x_A \\ y_B - y_A & y_C - y_A \end{bmatrix} \quad \text{and} \quad \mathbf{b} = \begin{bmatrix} x_A \\ y_A \end{bmatrix}, \quad (27)$$

which maps the points $(0, 0)$, $(0, 1)$, and $(1, 0)$ to A , B , and C respectively. As required, the unit triangle T_2 is mapped to Ω_j :

$$g(T_2) = \Omega_j. \quad (28)$$

For an arbitrary step $\Delta\xi = \begin{bmatrix} \Delta\xi \\ \Delta\eta \end{bmatrix}$ in the local coordinate system, we have

$$V(T_2 \cap (T_2 - \Delta\xi)) = \begin{cases} \frac{1}{2}(1 - |\Delta\xi| - |\Delta\eta|)^2 & \text{if } 0 \leq \Delta\xi\Delta\eta \text{ and } |\Delta\xi + \Delta\eta| \leq 1 \\ \frac{1}{2}(1 - |\Delta\xi|)^2 & \text{if } \Delta\eta(\Delta\xi + \Delta\eta) < 0 \text{ and } |\Delta\xi| \leq 1 \\ \frac{1}{2}(1 - |\Delta\eta|)^2 & \text{if } \Delta\xi(\Delta\xi + \Delta\eta) < 0 \text{ and } |\Delta\eta| \leq 1 \\ 0 & \text{otherwise.} \end{cases} \quad (29)$$

The GeoGebra files at [1] serve to motivate these formulas. We also have

$$V(T_2) = \frac{1}{2}. \quad (30)$$

By substituting $\begin{bmatrix} \Delta\xi \\ \Delta\eta \end{bmatrix} = A^{-1}\Delta\mathbf{x}_k$, we can compute the conditional escape probability via (22) as

$$P(\mathbf{x}_{k+1} \notin \Omega_j | \mathbf{x}_k \in \Omega_j, \Delta\mathbf{x}_k) = \begin{cases} 1 - (1 - |\Delta\xi| - |\Delta\eta|)^2 & \text{if } 0 \leq \Delta\xi\Delta\eta \text{ and } |\Delta\xi + \Delta\eta| \leq 1 \\ 1 - (1 - |\Delta\xi|)^2 & \text{if } \Delta\eta(\Delta\xi + \Delta\eta) < 0 \text{ and } |\Delta\xi| \leq 1 \\ 1 - (1 - |\Delta\eta|)^2 & \text{if } \Delta\xi(\Delta\xi + \Delta\eta) < 0 \text{ and } |\Delta\eta| \leq 1 \\ 1 & \text{otherwise.} \end{cases} \quad (31)$$

3.2.2 Parallelogrammatic Cells

To calculate the conditional escape probability for parallelogrammatic cells Ω_j , the same affine transformation as for triangular cells, defined by (27), can be used. If vertices A , B , and C are chosen as in Figure 2, this transformation maps the unit square S_2 to Ω_j :

$$g(S_2) = \Omega_j. \quad (32)$$

For an arbitrary step $\Delta\xi = \begin{bmatrix} \Delta\xi \\ \Delta\eta \end{bmatrix}$ in the local coordinates system, we have

$$V(S_2 \cap (S_2 - \Delta\xi)) = \begin{cases} (1 - |\Delta\xi|)(1 - |\Delta\eta|) & \text{if } \max(|\Delta\xi|, |\Delta\eta|) \leq 1 \\ 0 & \text{otherwise.} \end{cases} \quad (33)$$

By substituting $\begin{bmatrix} \Delta\xi \\ \Delta\eta \end{bmatrix} = A^{-1}\Delta\mathbf{x}_k$, we can compute the conditional escape probability via (22) as

$$P(\mathbf{x}_{k+1} \notin \Omega_j | \mathbf{x}_k \in \Omega_j, \Delta\mathbf{x}_k) = \begin{cases} 1 - (1 - |\Delta\xi|)(1 - |\Delta\eta|) & \text{if } \max(|\Delta\xi|, |\Delta\eta|) \leq 1 \\ 1 & \text{otherwise.} \end{cases} \quad (34)$$

3.3 Common Three-Dimensional Mesh Elements

3.3.1 Tetrahedral Cells

Similar as for two-dimensional mesh elements, we calculate the conditional escape probability for tetrahedral cells using an affine transformation (19) with

$$A = \begin{bmatrix} x_B - x_A & x_C - x_A & x_D - x_A \\ y_B - y_A & y_C - y_A & y_D - y_A \\ z_B - z_A & z_C - z_A & z_D - z_A \end{bmatrix} \quad \text{and} \quad \mathbf{b} = \begin{bmatrix} x_A \\ y_A \\ z_A \end{bmatrix}, \quad (35)$$

which maps the points $(0, 0, 0)$, $(1, 0, 0)$, $(0, 1, 0)$, and $(0, 0, 1)$ to some $A(x_A, y_A, z_A)$, $B(x_B, y_B, z_B)$, $C(x_C, y_C, z_C)$, and $D(x_D, y_D, z_D)$ respectively. Consequently, the transformation maps the unit tetrahedron T_3 to an arbitrary tetrahedral cell Ω_j with vertices A , B , C , and D :

$$g(T_3) = \Omega_j. \quad (36)$$

For an arbitrary step $\Delta\xi = \begin{bmatrix} \Delta\xi \\ \Delta\eta \\ \Delta\zeta \end{bmatrix}$ in the local coordinate system, we have

$$V(T_3 \cap (T_3 - \Delta\xi)) = \begin{cases} \frac{1}{6}(1 - |\Delta\xi| - |\Delta\eta| - |\Delta\zeta|)^3 & \text{if } 0 \leq \Delta\xi\Delta\eta, 0 \leq \Delta\xi\Delta\zeta \text{ and } |\Delta\xi + \Delta\eta + \Delta\zeta| \leq 1 \\ \frac{1}{6}(1 - |\Delta\eta| - |\Delta\zeta|)^3 & \text{if } \Delta\xi\Delta\eta < 0, \Delta\xi\Delta\zeta < 0, \Delta\xi(\Delta\xi + \Delta\eta + \Delta\zeta) < 0 \text{ and } |\Delta\eta + \Delta\zeta| \leq 1 \\ \frac{1}{6}(1 - |\Delta\xi| - |\Delta\eta|)^3 & \text{if } \Delta\xi\Delta\eta < 0, \Delta\eta\Delta\zeta < 0, \Delta\eta(\Delta\xi + \Delta\eta + \Delta\zeta) < 0 \text{ and } |\Delta\xi + \Delta\zeta| \leq 1 \\ \frac{1}{6}(1 - |\Delta\xi| - |\Delta\zeta|)^3 & \text{if } \Delta\xi\Delta\zeta < 0, \Delta\eta\Delta\zeta < 0, \Delta\zeta(\Delta\xi + \Delta\eta + \Delta\zeta) < 0 \text{ and } |\Delta\xi + \Delta\eta| \leq 1 \\ \frac{1}{6}(1 - |\Delta\xi|)^3 & \text{if } \Delta\eta(\Delta\xi + \Delta\eta + \Delta\zeta) < 0, \Delta\zeta(\Delta\xi + \Delta\eta + \Delta\zeta) < 0 \text{ and } |\Delta\xi| \leq 1 \\ \frac{1}{6}(1 - |\Delta\eta|)^3 & \text{if } \Delta\xi(\Delta\xi + \Delta\eta + \Delta\zeta) < 0, \Delta\zeta(\Delta\xi + \Delta\eta + \Delta\zeta) < 0 \text{ and } |\Delta\eta| \leq 1 \\ \frac{1}{6}(1 - |\Delta\zeta|)^3 & \text{if } \Delta\xi(\Delta\xi + \Delta\eta + \Delta\zeta) < 0, \Delta\eta(\Delta\xi + \Delta\eta + \Delta\zeta) < 0 \text{ and } |\Delta\zeta| \leq 1 \\ 0 & \text{otherwise.} \end{cases} \quad (37)$$

As for the triangular cells, the GeoGebra files available at [1] motivate these formulas. We also have

$$V(T_3) = \frac{1}{6}. \quad (38)$$

By substituting $\begin{bmatrix} \Delta\xi \\ \Delta\eta \\ \Delta\zeta \end{bmatrix} = A^{-1}\Delta\mathbf{x}_k$, we can compute the conditional escape probability via (22) as

$$P(\mathbf{x}_{k+1} \notin \Omega_j | \mathbf{x}_k \in \Omega_j, \Delta\mathbf{x}_k) = \begin{cases} 1 - (1 - |\Delta\xi| - |\Delta\eta| - |\Delta\zeta|)^3 & \text{if } 0 \leq \Delta\xi\Delta\eta, 0 \leq \Delta\xi\Delta\zeta \text{ and } |\Delta\xi + \Delta\eta + \Delta\zeta| \leq 1 \\ 1 - (1 - |\Delta\eta| - |\Delta\zeta|)^3 & \text{if } \Delta\xi\Delta\eta < 0, \Delta\xi\Delta\zeta < 0, \Delta\xi(\Delta\xi + \Delta\eta + \Delta\zeta) < 0 \text{ and } |\Delta\eta + \Delta\zeta| \leq 1 \\ 1 - (1 - |\Delta\xi| - |\Delta\zeta|)^3 & \text{if } \Delta\xi\Delta\eta < 0, \Delta\eta\Delta\zeta < 0, \Delta\eta(\Delta\xi + \Delta\eta + \Delta\zeta) < 0 \text{ and } |\Delta\xi + \Delta\zeta| \leq 1 \\ 1 - (1 - |\Delta\xi| - |\Delta\eta|)^3 & \text{if } \Delta\xi\Delta\zeta < 0, \Delta\eta\Delta\zeta < 0, \Delta\zeta(\Delta\xi + \Delta\eta + \Delta\zeta) < 0 \text{ and } |\Delta\xi + \Delta\eta| \leq 1 \\ 1 - (1 - |\Delta\xi|)^3 & \text{if } \Delta\eta(\Delta\xi + \Delta\eta + \Delta\zeta) < 0, \Delta\zeta(\Delta\xi + \Delta\eta + \Delta\zeta) < 0 \text{ and } |\Delta\xi| \leq 1 \\ 1 - (1 - |\Delta\eta|)^3 & \text{if } \Delta\xi(\Delta\xi + \Delta\eta + \Delta\zeta) < 0, \Delta\zeta(\Delta\xi + \Delta\eta + \Delta\zeta) < 0 \text{ and } |\Delta\eta| \leq 1 \\ 1 - (1 - |\Delta\zeta|)^3 & \text{if } \Delta\xi(\Delta\xi + \Delta\eta + \Delta\zeta) < 0, \Delta\eta(\Delta\xi + \Delta\eta + \Delta\zeta) < 0 \text{ and } |\Delta\zeta| \leq 1 \\ 1 & \text{otherwise.} \end{cases} \quad (39)$$

3.3.2 Parallelepipedal Cells

Finally, for parallelepipedal cells Ω_j , we use the same affine transformation as for tetrahedral cells, defined by (35), to calculate the conditional escape probability. If vertices A , B , C , and D are chosen as shown in Figure 2, it maps the unit cube C_3 to Ω_j :

$$g(C_3) = \Omega_j. \quad (40)$$

For an arbitrary step $\Delta\xi = \begin{bmatrix} \Delta\xi \\ \Delta\eta \\ \Delta\zeta \end{bmatrix}$ in the local coordinate system, we have

$$V(C_3 \cap (C_3 - \Delta\xi)) = \begin{cases} (1 - |\Delta\xi|)(1 - |\Delta\eta|)(1 - |\Delta\zeta|) & \text{if } \max(|\Delta\xi|, |\Delta\eta|, |\Delta\zeta|) \leq 1 \\ 0 & \text{otherwise.} \end{cases} \quad (41)$$

By substituting $\begin{bmatrix} \Delta\xi \\ \Delta\eta \\ \Delta\zeta \end{bmatrix} = A^{-1}\Delta\mathbf{x}_k$, we can compute the conditional escape probability via (22) as

$$P(\mathbf{x}_{k+1} \notin \Omega_j | \mathbf{x}_k \in \Omega_j, \Delta\mathbf{x}_k) = \begin{cases} 1 - (1 - |\Delta\xi|)(1 - |\Delta\eta|)(1 - |\Delta\zeta|) & \text{if } \max(|\Delta\xi|, |\Delta\eta|, |\Delta\zeta|) \leq 1 \\ 1 & \text{otherwise.} \end{cases} \quad (42)$$

Substituting these expressions for the conditional escape probability and the appropriate transformation matrix A into (24) and evaluating the integral yields the sought-after escape probability.

4 Monte Carlo Algorithm

In some cases, solving the cell escape probability integral formulation (24) in a deterministic way becomes prohibitive. This happens, for instance, when either Assumption 1 or 2 is not met, when the integrals are high-dimensional, or when the step probability density $p(\Delta\mathbf{x}|\mathbf{x}_k, \mathbf{s}_k, t_k)$ is a function that is difficult to integrate. In these cases, a Monte Carlo algorithm provides a robust alternative for calculating the escape probability at the cost of a statistical error. In Section 5, we use this Monte Carlo algorithm to verify the correctness of our deterministic solver for the cell escape probability integral formulation (24).

The Monte Carlo algorithm, given in Algorithm 1, obtains an estimate of the cell escape probability using three steps. First, N particle positions $\{\mathbf{x}_{k,n}\}_{n=1}^N$ are sampled from $p(\mathbf{x}|\mathbf{x} \in \Omega_j, t_k)$. This probability density is zero outside Ω_j . Inside Ω_j , it is equal to $p(\mathbf{x}|t_k)$ up to a scaling factor for normalization. Second, each particle independently executes one step of the Markov process (2). Third, the escape probability is estimated as the proportion of particles that exited Ω_j during this step.

The resulting cell escape probability estimate is quantized, but unbiased. The statistical error on the estimate corresponds to the standard deviation of a binomial experiment with N independent trials, where for each successful escape, a contribution of $\frac{1}{N}$ is counted and where the probability for success equals the cell escape probability:

$$|E_s| = \sqrt{\frac{1}{N} \cdot P(\mathbf{x}_{k+1} \notin \Omega_j | \mathbf{x}_k \in \Omega_j) \cdot (1 - P(\mathbf{x}_{k+1} \notin \Omega_j | \mathbf{x}_k \in \Omega_j))}. \quad (43)$$

An implementation of the Monte Carlo algorithm with documentation providing additional explanation on the different steps of the algorithm is provided in the code accompanying this paper [1].

Algorithm 1 Monte Carlo algorithm for estimating the cell escape probability.

Given a number of particles N , probability density functions $p(\mathbf{x}|t_k)$ and $p(\Delta\mathbf{x}|\mathbf{x}_k, \mathbf{s}_k, t_k)$, and the geometry of the cell Ω_j from which we want to calculate the escape probability.

```

for n=1,..., N do
   $\mathbf{x}_{k,n} \sim p(\mathbf{x}|\mathbf{x} \in \Omega_j, t_k)$  ▷ Sample from  $p(\mathbf{x}|t_k)$  ensuring that  $\mathbf{x}_{k,n} \in \Omega_j$ 
   $\Delta\mathbf{x}_{k,n} \sim p(\Delta\mathbf{x}|\mathbf{x}_{k,n}, \mathbf{s}_{k,n}, t_k)$ 
   $\mathbf{x}_{k+1,n} \leftarrow \mathbf{x}_{k,n} + \Delta\mathbf{x}_{k,n}$  ▷ Simulate one step of the Markov process
end for
return  $\frac{\#\{\mathbf{x}_{k+1,n} \notin \Omega_j\}}{N}$  ▷ Return the number of particles outside  $\Omega_j$  divided by the total number of particles

```

5 Numerical Results

In this section, we verify the correctness of the analysis and implementation of our deterministic solver and the Monte Carlo algorithm in the code accompanying this paper [1].

We consider a particle undergoing the n -dimensional Wiener process described in Example 1 in Section 1, over a time interval Δt . The initial position \mathbf{x}_0 of the particle is random and uniformly distributed in a cell Ω_j . For this Wiener process, the step is sampled from an isotropic normal distribution with zero mean step size and variance Δt in all directions:

$$\mathbf{x}_0 \sim p(\mathbf{x}|t=0) = \begin{cases} \frac{1}{V(\Omega_j)} & \text{if } \mathbf{x} \in \Omega_j \\ 0 & \text{otherwise,} \end{cases} \quad (44)$$

$$\Delta\mathbf{x}_0 \sim p(\Delta\mathbf{x}) = N(0, \Delta t I_n). \quad (45)$$

The goal is to compute the probability that the particle exits Ω_j within the time interval. We do this in two ways: we calculate the escape probability deterministically by using the standard MATLAB routines `integral()`, `integral2()`, and `integral3()` to evaluate the integral formulation (24), and stochastically by using a sequential implementation of the Monte Carlo algorithm explained in Section 4. We verify our results for one instance of each of the common mesh elements covered in this paper - i.e., lines, triangles, parallelograms, parallelepipeds, and tetrahedra. The specific geometries used in the experiments are summarized in Table 1.

Geometry	Vertices								
Line (1D)	$A(0)$	$B(2)$							
Triangle (2D)	$A(0, 0)$	$B(2, 0)$	$C(3, 2)$						
Parallelogram (2D)	$A(0, 0)$	$B(2, 0)$	$C(1, 2)$	$D(3, 2)$					
Tetrahedron (3D)	$A(0, 0, 0)$	$B(2, 0, 0)$	$C(3, 2, 0)$	$D(1, 1, 1)$					
Parallelepiped (3D)	$A(0, 0, 0)$	$B(2, 0, 0)$	$C(1, 2, 1)$	$D(0, 0, 2)$	$E(3, 2, 1)$	$F(2, 0, 2)$	$G(3, 2, 3)$	$H(1, 2, 3)$	

Table 1: Coordinates of the vertices for each instance of the cell types used in the numerical experiments.

Table 2 shows the results of the numerical experiments for different values of Δt . For larger values of Δt , the particles are more likely to take larger steps $\Delta \mathbf{x}_0$, resulting in larger escape probabilities. The table shows the calculated escape probabilities, together with the computational time for the deterministic solver and the Monte Carlo algorithm with $N = 10^6$ particles. The estimated error of the deterministic solver, the empirical statistical error based on 10 runs of the Monte Carlo algorithm, and the theoretical statistical error (43) of the Monte Carlo algorithm are also displayed. The theoretical statistical error is based on the deterministic solver result for the escape probability. The difference in results between the deterministic solver and the Monte Carlo algorithm can be explained by the theoretical statistical error. In all cases, the deterministic solver outperforms the Monte Carlo algorithm both in runtime and accuracy. The Monte Carlo algorithm, however, remains a good tool to verify the implementation of the deterministic solver and can be used as a robust alternative for the deterministic solver for problems where the step probability density is more involved.

Note that both the deterministic solver and the Monte Carlo algorithm become more expensive as the dimension of the mesh element increases. For the Monte Carlo method this is due to the third step of the algorithm: verifying if the particle has escaped becomes more expensive in higher dimensions. Also note that the deterministic solver is more expensive for lower escape probabilities, because the adaptive integration algorithm then has to perform more refinement work.

6 Conclusion

When executing a Markov process on a grid, the cell escape probability is of interest for applications such as statistical error prediction and the construction of diffusion Monte Carlo-like algorithms. The cell escape probabilities can be calculated by deterministically solving an integral formulation, or by using a stochastic Monte Carlo algorithm. Deterministically solving the integral formulation typically provides accurate solutions, but for difficult and high-dimensional integrals, the Monte Carlo algorithm provides a robust alternative at the cost of a statistical error. In this paper, the integral formulation and a Monte Carlo algorithm are formulated for common mesh elements: linear elements in one dimension, triangles and parallelograms in two dimensions, and tetrahedrons and parallelepipeds in three dimensions. The numerical experiments verify the correctness of the implemented deterministic solver and the Monte Carlo algorithm. One possible direction for future work is to try to include domain boundary interactions in the integral formulation for the cell escape probability. A second direction is to extend framework for calculating escape probabilities to the calculation of transition probabilities in higher dimensions.

Acknowledgement

Vince Maes is an SB PhD fellow of the Research Foundation Flanders (FWO), funded by grant 1S64723N.

1D linear element	$\Delta t = 10^{-2}$	$\Delta t = 10^{-1}$	$\Delta t = 10^0$	$\Delta t = 10^1$	$\Delta t = 10^2$	$\Delta t = 10^3$
Det. solver result	0.0399	0.1262	0.3905	0.7558	0.9205	0.9748
MC algorithm result	0.0398	0.1267	0.3901	0.7562	0.9211	0.9748
Det. solver timing	0.0510	0.0082	0.0080	0.0016	0.0044	0.0009
MC algorithm timing	0.0795	0.0668	0.0727	0.0797	0.0801	0.0809
Det. solver error estimate	$1 \cdot 10^{-6}$	$1 \cdot 10^{-6}$	$1 \cdot 10^{-6}$	$1 \cdot 10^{-6}$	$1 \cdot 10^{-6}$	$1 \cdot 10^{-6}$
MC algorithm error estimate	$1.7 \cdot 10^{-4}$	$2.9 \cdot 10^{-4}$	$2.6 \cdot 10^{-4}$	$3.1 \cdot 10^{-4}$	$2.4 \cdot 10^{-4}$	$1.4 \cdot 10^{-4}$
Theoretical statistical error	$2.0 \cdot 10^{-4}$	$3.3 \cdot 10^{-4}$	$4.9 \cdot 10^{-4}$	$4.3 \cdot 10^{-4}$	$2.7 \cdot 10^{-4}$	$1.6 \cdot 10^{-4}$
2D triangular element	$\Delta t = 10^{-2}$	$\Delta t = 10^{-1}$	$\Delta t = 10^0$	$\Delta t = 10^1$	$\Delta t = 10^2$	$\Delta t = 10^3$
Det. solver result	0.1478	0.4082	0.7957	0.9700	0.9968	0.9997
MC algorithm result	0.1477	0.4079	0.7959	0.9700	0.9970	0.9997
Det. solver timing	0.1864	0.0481	0.0324	0.0328	0.0284	0.0269
MC algorithm timing	13.8029	13.7501	13.7248	13.5106	13.1777	13.2370
Det. solver error estimate	$1 \cdot 10^{-6}$	$1 \cdot 10^{-6}$	$1 \cdot 10^{-6}$	$1 \cdot 10^{-6}$	$1 \cdot 10^{-6}$	$1 \cdot 10^{-6}$
MC algorithm error estimate	$3.9 \cdot 10^{-4}$	$8.2 \cdot 10^{-4}$	$5.0 \cdot 10^{-4}$	$1.1 \cdot 10^{-4}$	$7.9 \cdot 10^{-5}$	$1.5 \cdot 10^{-5}$
Theoretical statistical error	$3.5 \cdot 10^{-4}$	$4.9 \cdot 10^{-4}$	$4.0 \cdot 10^{-4}$	$1.7 \cdot 10^{-4}$	$5.6 \cdot 10^{-5}$	$1.8 \cdot 10^{-5}$
2D parallelogrammatic element	$\Delta t = 10^{-2}$	$\Delta t = 10^{-1}$	$\Delta t = 10^0$	$\Delta t = 10^1$	$\Delta t = 10^2$	$\Delta t = 10^3$
Det. solver result	0.0825	0.2476	0.6394	0.9408	0.9937	0.9994
MC algorithm result	0.0823	0.2481	0.6390	0.9413	0.9939	0.9994
Det. solver timing	0.0310	0.0205	0.0074	0.0075	0.0063	0.0050
MC algorithm timing	6.9259	6.8452	6.6233	6.4372	6.2476	6.3855
Det. solver error estimate	$1 \cdot 10^{-6}$	$1 \cdot 10^{-6}$	$1 \cdot 10^{-6}$	$1 \cdot 10^{-6}$	$1 \cdot 10^{-6}$	$1 \cdot 10^{-6}$
MC algorithm error estimate	$1.8 \cdot 10^{-4}$	$4.2 \cdot 10^{-4}$	$4.3 \cdot 10^{-4}$	$3.0 \cdot 10^{-4}$	$9.4 \cdot 10^{-5}$	$3.0 \cdot 10^{-5}$
Theoretical statistical error	$2.8 \cdot 10^{-4}$	$4.3 \cdot 10^{-4}$	$4.8 \cdot 10^{-4}$	$2.4 \cdot 10^{-4}$	$7.9 \cdot 10^{-5}$	$2.5 \cdot 10^{-5}$
3D tetrahedral element	$\Delta t = 10^{-2}$	$\Delta t = 10^{-1}$	$\Delta t = 10^0$	$\Delta t = 10^1$	$\Delta t = 10^2$	$\Delta t = 10^3$
Det. solver result	0.3534	0.7433	0.9701	0.9987	1.0000	1.0000
MC algorithm result	0.3530	0.7430	0.9700	0.9987	1.0000	1.0000
Det. solver timing	7.7701	3.7529	2.7734	2.5465	2.3105	1.9324
MC algorithm timing	14.3715	14.1962	13.9057	13.6718	13.9680	15.2500
Det. solver error estimate	$1 \cdot 10^{-6}$	$1 \cdot 10^{-6}$	$1 \cdot 10^{-6}$	$1 \cdot 10^{-6}$	$1 \cdot 10^{-6}$	$1 \cdot 10^{-6}$
MC algorithm error estimate	$4.5 \cdot 10^{-4}$	$3.2 \cdot 10^{-4}$	$1.6 \cdot 10^{-4}$	$3.3 \cdot 10^{-5}$	$8.0 \cdot 10^{-6}$	$1.4 \cdot 10^{-6}$
Theoretical statistical error	$4.8 \cdot 10^{-4}$	$4.4 \cdot 10^{-4}$	$1.7 \cdot 10^{-4}$	$3.6 \cdot 10^{-5}$	$6.5 \cdot 10^{-6}$	$1.2 \cdot 10^{-6}$
3D parallelepipedal element	$\Delta t = 10^{-2}$	$\Delta t = 10^{-1}$	$\Delta t = 10^0$	$\Delta t = 10^1$	$\Delta t = 10^2$	$\Delta t = 10^3$
Det. solver result	0.1232	0.3519	0.7864	0.9856	0.9995	1.0000
MC algorithm result	0.1233	0.3515	0.7859	0.9856	0.9995	1.0000
Det. solver timing	3.2163	1.0181	0.5466	0.3256	0.3461	0.3312
MC algorithm timing	9.4680	9.4058	9.1933	8.8586	9.0153	8.8947
Det. solver error estimate	$1 \cdot 10^{-6}$	$1 \cdot 10^{-6}$	$1 \cdot 10^{-6}$	$1 \cdot 10^{-6}$	$1 \cdot 10^{-6}$	$1 \cdot 10^{-6}$
MC algorithm error estimate	$2.8 \cdot 10^{-4}$	$4.3 \cdot 10^{-4}$	$3.9 \cdot 10^{-4}$	$1.7 \cdot 10^{-4}$	$1.9 \cdot 10^{-5}$	$2.7 \cdot 10^{-6}$
Theoretical statistical error	$3.3 \cdot 10^{-4}$	$4.8 \cdot 10^{-4}$	$4.1 \cdot 10^{-4}$	$1.2 \cdot 10^{-4}$	$2.2 \cdot 10^{-5}$	$4.0 \cdot 10^{-6}$

Table 2: Escape probabilities (result), timings (in seconds), and absolute error estimates for the deterministic solver (Det. solver) and the Monte Carlo algorithm (MC algorithm) for the different mesh elements covered in this paper. For the Monte Carlo algorithm, the theoretical statistical error (43) using the escape probability calculated by the deterministic solver is also tabulated.

A Cell transition probabilities

The general approach for calculating escape probabilities from a grid cell can be extended to the calculation of transition probabilities between two grid cells Ω_1 and Ω_2 . Define the *transition probability* as $P(\mathbf{x}_{k+1} \in \Omega_2 | \mathbf{x}_k \in \Omega_1)$. Similar to Section 2.1, if Assumptions 1 and 2 hold for all $\mathbf{x} \in \Omega_1$, this transition probability can be expressed as an integral over all possible values for the step $\Delta \mathbf{x}$:

$$P(\mathbf{x}_{k+1} \in \Omega_2 | \mathbf{x}_k \in \Omega_1) = \int_{\mathbb{R}^n} P(\mathbf{x}_{k+1} \in \Omega_2 | \mathbf{x}_k \in \Omega_1, \Delta \mathbf{x}) p(\Delta \mathbf{x}) d(\Delta \mathbf{x}). \quad (46)$$

The step probability density $p(\Delta \mathbf{x})$ again follows from the dynamics at hand. We call $P(\mathbf{x}_{k+1} \in \Omega_2 | \mathbf{x}_k \in \Omega_1, \Delta \mathbf{x}_k)$ the *conditional transition probability* between Ω_1 and Ω_2 , for a given step $\Delta \mathbf{x}_k$.

$$\begin{aligned} P(\mathbf{x}_{k+1} \in \Omega_2 | \mathbf{x}_k \in \Omega_1, \Delta \mathbf{x}_k) &= \frac{P(\mathbf{x}_k \in \Omega_1 \text{ and } \mathbf{x}_{k+1} \in \Omega_2 | \Delta \mathbf{x}_k)}{P(\mathbf{x}_k \in \Omega_1 | \Delta \mathbf{x}_k)} \\ &= \frac{P(\mathbf{x}_k \in \Omega_1 \text{ and } \mathbf{x}_k \in (\Omega_2 - \Delta \mathbf{x}_k) | \Delta \mathbf{x}_k)}{P(\mathbf{x}_k \in \Omega_1 | \Delta \mathbf{x}_k)} \\ &= \frac{P(\mathbf{x}_k \in \Omega_1 \cap (\Omega_2 - \Delta \mathbf{x}_k) | \Delta \mathbf{x}_k)}{P(\mathbf{x}_k \in \Omega_1 | \Delta \mathbf{x}_k)}. \end{aligned} \quad (47)$$

Under Assumption 1 and 2, the numerator and denominator in (47) can respectively be computed as

$$\begin{aligned} P(\mathbf{x}_k \in \Omega_1 \cap (\Omega_2 - \Delta \mathbf{x}_k) | \Delta \mathbf{x}_k) &= \int_{\Omega_1 \cap (\Omega_2 - \Delta \mathbf{x}_k)} \frac{p(\mathbf{x}, \Delta \mathbf{x}_k)}{p(\Delta \mathbf{x}_k)} d\mathbf{x} \\ &= cV(\Omega_1 \cap (\Omega_2 - \Delta \mathbf{x}_k)) \end{aligned} \quad (48)$$

and

$$\begin{aligned} P(\mathbf{x}_k \in \Omega_1 | \Delta \mathbf{x}_k) &= \int_{\Omega_1} \frac{p(\mathbf{x}, \Delta \mathbf{x}_k)}{p(\Delta \mathbf{x}_k)} d\mathbf{x} \\ &= cV(\Omega_1). \end{aligned} \quad (49)$$

We can simplify the conditional transition probability as follows:

$$\begin{aligned} P(\mathbf{x}_{k+1} \in \Omega_2 | \mathbf{x}_k \in \Omega_1, \Delta \mathbf{x}_k) &= \frac{P(\mathbf{x}_k \in \Omega_1 \cap (\Omega_2 - \Delta \mathbf{x}_k) | \Delta \mathbf{x}_k)}{P(\mathbf{x}_k \in \Omega_1 | \Delta \mathbf{x}_k)} \\ &= \frac{V(\Omega_1 \cap (\Omega_2 - \Delta \mathbf{x}_k))}{V(\Omega_1)}. \end{aligned} \quad (50)$$

This gives us a general approach to compute conditional transition probabilities between two cells Ω_1 and Ω_2 , under Assumptions 1 and 2. The conditional transition probability equals the proportion of Ω_1 that is also in $\Omega_2 - \Delta \mathbf{x}_k$, as shown in Figure 4.

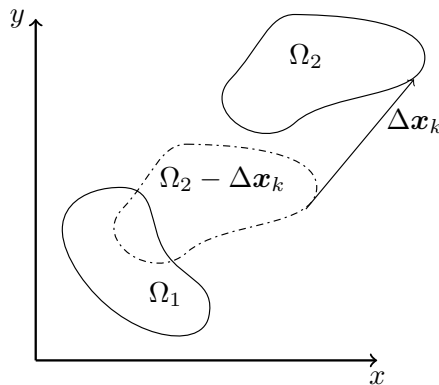


Figure 4: Cell Ω_1 , cell Ω_2 and translation $\Omega_2 - \Delta \mathbf{x}_k$. If Assumptions 1 and 2 hold, then the conditional transition probability for a given $\Delta \mathbf{x}_k$ corresponds to the proportion of Ω_1 that is also in $\Omega_2 - \Delta \mathbf{x}_k$, which is hatched.

To illustrate, let us calculate transition probabilities between two one-dimensional linear elements $\Omega_1 = [a, b]$ and $\Omega_2 = [c, d]$, as visualised in Figure 5. We have $V(\Omega_1) = b - a$ and $V(\Omega_2) = d - c$.

One can compute that

$$V(\Omega_1 \cap (\Omega_2 - \Delta x_k)) = \begin{cases} |\min(b, d - \Delta x_k) - \max(a, c - \Delta x_k)| & \text{if } c - b \leq \Delta x_k \leq d - a \\ 0 & \text{otherwise} \end{cases} \quad (51)$$

and hence

$$P(x_{k+1} \in \Omega_2 | x_k \in \Omega_1, \Delta x_k) = \begin{cases} \frac{|\min(b, d - \Delta x_k) - \max(a, c - \Delta x_k)|}{b - a} & \text{if } c - b \leq \Delta x_k \leq d - a \\ 0 & \text{otherwise.} \end{cases} \quad (52)$$

Substituting into (46) and evaluating the integral yields the sought-after transition probability.

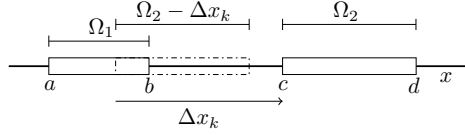


Figure 5: One-dimensional cells Ω_1 , Ω_2 , and translation $\Omega_2 - \Delta x_k$. Under Assumptions 1 and 2, the conditional transition probability for a given Δx_k corresponds to the proportion of Ω_1 that is also in $\Omega_2 - \Delta x_k$, which is hatched.

Remark 4. We believe that practical formulas for the computation of transition probabilities between two cells, as the ones given above for the one-dimensional case, should be obtainable for higher-dimensional grid cells as well, provided that the cells are part of a regular grid, where all cells are translations of each other. More specifically, if $\Omega_2 = \Omega_1 + \boldsymbol{\alpha}$, one could reuse the transformation to local coordinates from Section 2.3 and computations in Section 3 in this alternative framework to obtain the transition probability between any two cells in a regular grid.

References

- [1] Code accompanying the paper: ‘Cell Escape Probabilities for Markov Processes on a Grid’. <https://gitlab.kuleuven.be/numa/public/escape-probabilities-markov-processes>. Accessed: 2024-01-23.
- [2] A. Ben-Israel. The Change-of-Variables Formula Using Matrix Volume. *SIAM Journal on Matrix Analysis and Applications*, 21(1):300–312, Jan. 1999.
- [3] J. D. Densmore. Interface methods for hybrid Monte Carlo-diffusion radiation-transport simulations. *Annals of Nuclear Energy*, 33(4):343–353, Mar. 2006.
- [4] J. D. Densmore, K. G. Thompson, and T. J. Urbatsch. A hybrid transport-diffusion Monte Carlo method for frequency-dependent radiative-transfer simulations. *Journal of Computational Physics*, 231(20):6924–6934, Aug. 2012.
- [5] J. D. Densmore, T. J. Urbatsch, T. M. Evans, and M. W. Buksas. A hybrid transport-diffusion method for Monte Carlo radiative-transfer simulations. *Journal of Computational Physics*, 222(2):485–503, Mar. 2007.
- [6] T. Evans, T. Urbatsch, and H. Lichtenstein. 1-D Equilibrium Discrete Diffusion Monte Carlo. Technical Report LA-UR-00-3371, Los Alamos National Laboratory (LANL), Los Alamos, New Mexico, 87545 USA, 2000.
- [7] B. Lapeyre, E. Pardoux, and R. Sentis. *Introduction to Monte-Carlo Methods for Transport and Diffusion Equations*. Oxford University Press, 2003.
- [8] R. J. LeVeque. *Finite volume methods for hyperbolic problems*. Cambridge texts in applied mathematics. Cambridge University Press, Cambridge ; New York, 2002.
- [9] V. Maes, I. Bossuyt, H. Vandecasteele, W. Dekeyser, J. Koellermeier, M. Baelmans, and G. Samaey. Predicting the statistical error of analog particle tracing Monte Carlo. *Submitted*.
- [10] T. J. Urbatsch, J. E. Morel, and J. C. Gulick. Monte Carlo Solution of a Spatially-Discrete Transport Equation Part I: Transport. *Mathematics and Computation, Reactor Physics and Environmental Analysis in Nuclear Applications*, 1:251–261, 1999.