

Fast and simple inner-loop algorithms of static / dynamic BLP estimations

Takeshi Fukasawa*

April 9, 2024

Abstract

This study investigates computationally efficient inner-loop algorithms for estimating static / dynamic BLP models. It provides the following ideas to reduce the number of inner-loop iterations: (1). Add a term concerning the outside option share in the BLP contraction mapping; (2). Analytically represent mean product utilities as a function of value functions and solve for the value functions (for dynamic BLP); (3-1). Combine the spectral / SQUAREM algorithms; (3-2). Choice of the step sizes. These methods are independent and easy to implement. This study shows good performance of these ideas by numerical experiments.

*The University of Tokyo; fukasawa3431@gmail.com

I thank Naoshi Doi, Hiroshi Ohashi, Suguru Otani, Katsumi Shimotsu, and participants at JEMIOF Fall 2023 and APIOC 2023 for their helpful comments.

1 Introduction

Demand estimation is the basis of many economic analyses. The estimation method based on the random coefficient model proposed by Berry et al. (1995) (henceforth BLP) has been widely applied in the literature. Though Berry et al. (1995) initially considered a static demand model, The model and estimation procedure have been extended to dynamic demand models, such as durable goods and goods with switching costs (e.g., Gowrisankaran and Rysman (2012), Shcherbakov (2016)). The models are known as dynamic BLP. In these models, products' mean utilities δ are numerically solved in the inner loop, and econometricians search for the parameter value minimizing the GMM objective computed in the outer loop.

Nevertheless, one obstacle to the method is the computational time. The computational burden can be high because of the need to repeat fixed point iterations in the inner loop, especially when we consider estimations of complicated demand models or estimations with large datasets. This study investigates computationally efficient inner-loop algorithms for estimating static and dynamic BLP models. Computationally efficient inner-loop algorithms for estimating static BLP models have been intensively investigated in the literature, including Kalouptsi (2012), Reynaerts et al. (2012), Conlon and Gortmaker (2020), Pál and Sándor (2023). Nevertheless, I show there is further room for improvement even in static BLP models, let alone dynamic BLP models.

Regarding static BLP models, I newly introduce a new fixed-point iteration mapping $\delta^{(n+1)} = \delta^{(n)} + \left(\log \left(S_j^{(data)} \right) - \log \left(s_j(\delta^{(n)}) \right) \right) - \left(\log \left(S_0^{(data)} \right) - \log \left(s_0(\delta^{(n)}) \right) \right)$, by slightly modifying the traditional BLP contraction mapping $\delta^{(n+1)} = \delta^{(n)} + \left(\log \left(S_j^{(data)} \right) - \log \left(s_j(\delta^{(n)}) \right) \right)$.¹ The difference with the traditional BLP contraction mapping is only the term $\log \left(S_0^{(data)} \right) - \log \left(s_0(\delta^{(n)}) \right)$, and it is straightforward to code in any programming languages. When there is no consumer heterogeneity, applying the new mapping immediately converges to the solution after one iteration of the mapping for any initial values of δ . Though there is no guarantee that the mapping is a contraction, it converged and reduced the number of iterations in the Monte Carlo simulation settings experimented in the previous studies (Dubé et al. (2012), Lee and Seo (2015)) and Nevo (2001) and Berry et al. (1995, 1999)'s dataset. Because combining the spectral or SQUAREM algorithm, which has been found to accelerate convergence in the previous studies (Reynaerts et al. (2012), Conlon and Gortmaker (2020), Pál and Sándor (2023)), further reduces the number of iterations, my recommendation is to code the new mapping first, and then consider combining the spectral or SQUAREM algorithms if necessary.

Regarding dynamic BLP models, I propose to analytically represent mean product utility δ as a function of value function V , solve for V by applying a mapping of V , and recover δ using the analytical formula using V . Note that the previous studies (e.g., Gowrisankaran and Rysman (2012)) have applied an inner loop algorithm essentially consisted of solving for two types of variables δ and V . In the current algorithm, we only have to solve for only one type of variable, V , and it leads to reducing the number of iterations in the inner loop. When we further combine the spectral / SQUAREM algorithm, we can further reduce the number of iterations.

Note that the spectral and SQUAREM algorithms are not only useful for the inner-loop algorithms for static/dynamic BLP estimation, but also for efficiently solving any type of fixed point problems², including dynamic models with value functions and supply-side pricing equilibrium. Built-in packages of the spectral and SQUAREM algorithms are available in some programming languages. Even when unavailable, they are easy to code because of their simple formulas. Hence, being accustomed to using such built-in packages or coding a function to implement the spectral or SQUAREM algorithms tailoring practitioners' needs would be useful. Note that we should be careful about the choice of the step size in the updating equations when applying the spectral or SQUAREM algorithm, though not discussed so much in the economics literature. We discuss that the step size $\alpha_{S3} \equiv \frac{\|s^{(n)}\|_2}{\|y^{(n)}\|_2}$ is better than other step size choices.³ Also, we can accelerate the convergence by

¹ $S_{jt}^{(data)}$ denotes the observed market share, and $s_j(\delta)$ denotes the market share predicted by the structural model.

²Aguirregabiria and Marcoux (2021) discussed that combining the spectral algorithm not only reduces the number of fixed point iterations but also makes it possible to find multiple equilibria in the context of nested pseudo-likelihood estimation of dynamic discrete games.

³See Section 5 for descriptions of the notations.

Conlon and Gortmaker (2020) pointed out that the spectral algorithm performed worse than the SQUAREM algorithm. However, I show numerical results where the spectral algorithm works mostly as well as the SQUAREM algorithm, by appropriately choosing the step size.

introducing variable-type-specific step sizes in some models. We discuss it in Section 5.⁴

This study contributes to the literature by mainly providing the following ideas or insights to reduce the number of inner-loop iterations: (1). New mapping $\delta^{(n+1)} = \delta^{(n)} + \left(\log \left(S_j^{(data)} \right) - \log \left(s_j(\delta^{(n)}) \right) \right) - \left(\log \left(S_0^{(data)} \right) - \log \left(s_0(\delta^{(n)}) \right) \right)$ for static / dynamic BLP models; (2). Analytically represent mean product utilities δ as a function of value functions V and solve for V for dynamic BLP models; (3-1). Combine the spectral or SQUAREM algorithm; (3-2). Choice of step sizes in the spectral or SQUAREM algorithm. These methods are independent, and relatively easy to implement. Practitioners can implement some or all of them when they face difficulties in the computational burden.⁵

The rest of this paper is organized as follows. Section 2 discusses the relations to the previous studies. In Section 3, we discuss inner-loop algorithms for estimating static BLP models. In Section 4, we discuss inner-loop algorithms for estimating dynamic BLP models. Readers interested only in the static BLP models can skip the section. Section 5 discusses the use of the spectral and SQUAREM algorithms, which can be used to accelerate the convergence of general fixed point iterations. Note that the discussion in the section applies to any type of fixed-point iteration. Section 6 shows the results of numerical experiments on static / dynamic BLP models. Section 7 concludes.

Appendix A shows additional results and discussions. In Appendix B, we discuss that the idea of the proposed inner-loop algorithm for estimating dynamic BLP models can be used in estimating dynamic discrete choice models with unobserved payoffs, which has been considered in Kalouptsi et al. (2020) and others. Appendix C shows all the proof of the mathematical statements.

2 Literature

First, this study relates to the literature on computationally efficient estimation of static / dynamic BLP models.

Conlon and Gortmaker (2020) developed the PyBLP package written in Python for implementing static BLP-type problems. Though the package is very convenient to use and state-of-the-art, incorporating the knowledge found in the previous literature, we cannot use it when we consider a BLP-type problem that cannot be dealt with in PyBLP.⁶ In this case, we should code by ourselves, and the tricks discussed in this study are worth considering.

Kalouptsi (2012) proposed an inner-loop estimation algorithm of static BLP models, which attains faster convergence in the setting with a small number of discrete consumer types. Doi (2022) proposed an estimation method of static BLP models with discrete consumer types without computationally costly fixed point iterations, given the data availability of total sales for each consumer type. The essential idea of these studies is that mean utilities or unobserved product characteristics can be analytically represented as a function of consumer-type specific value functions, given parameters and market share data.

The idea is beneficial, especially considering dynamic BLP models. Note that the direct application of Kalouptsi (2012)’s algorithm to static BLP model does not work well when the number of consumer types is large. Nevertheless, I show that it works well by simplifying and slightly modifying the original algorithm. The new algorithm corresponds to the mapping of value function V discussed in Section 3.2. We discuss these issues in detail in Appendix A.5.

Even though we restrict our attention to improving the inner-loop algorithms for estimating static / dynamic BLP models, alternative estimation procedures have been proposed so far.⁷ Dubé et al. (2012) proposed using

⁴Note that the SQUAREM algorithm is a slight extension the spectral algorithm. I found that spectral and SQUAREM algorithms performed mostly similarly, as shown in Section 6. We discuss which algorithm (spectral or SQUAREM) practitioners should use in Remark 11 of Section 5.2.

⁵Fukasawa (2024) applies these ideas to the dynamic demand estimation of the light bulb market by specifying a durable goods model with forward-looking consumers and replacement demand. The computation time is reduced by more than 10 times with these strategies. Without them, the expected estimation time would be more than 10 hours.

⁶For instance, we cannot directly use PyBLP to estimate static limited consideration set models (e.g., Goeree (2008)) or dynamic BLP models.

⁷Besides the studies mentioned above, Bonnet et al. (2022) proposed an inner-loop estimation algorithm of static demand models, using the idea of two-sided matching. The algorithm is applicable to static demand models other than static BLP models, including the pure characteristics model considered in Berry and Pakes (2007). Salanié and Wolak (2022) proposed an estimator of

the MPEC (Mathematical Programming with Equilibrium Constraint) approach for static and dynamic BLP models. Lee and Seo (2015) proposed the ABLP (approximate BLP) method for static BLP models, whose idea is to iterate the process of applying a function motivated by Newton’s method and estimating parameters. Regarding dynamic BLP models, Sun and Ishihara (2019) proposed a Bayesian-type algorithm to estimate dynamic BLP models.

In general, there are two types of costs for any algorithm. The first one is "thinking costs", which are associated with thinking about the validity of an algorithm for practitioners’ needs and coding the algorithm. The second one is "computer costs", which are associated with the computation time required to run the algorithm on a computer.⁸ The advantage of the methods proposed in the current paper is that we can lower the computation costs with small additional thinking costs, because we do not have to largely change the estimation procedure based on the standard nested fixed point approach. Unlike the MPEC method, we do not have to install new softwares or packages to solve constrained optimization problems.⁹ Unlike the ABLP method, we do not have to compute analytical derivatives of functions¹⁰, and the proposed algorithms are not restricted to static BLP models. Unlike the Bayesian-type method, we do not have to be familiarized with the using Bayesian-type techniques, such as MCMC (Markov Chain Monte Carlo) methods.

Besides, this study relates to and contributes to the economic literature discussing the spectral-type algorithms. Reynaerts et al. (2012), Conlon and Gortmaker (2020), Pál and Sándor (2023) found that combining the spectral or SQUAREM algorithms accelerates the inner-loop convergence of static BLP estimation. Aguirregabiria and Marcoux (2021) proposed using the spectral algorithm in the context of nested pseudo-likelihood estimation of dynamic discrete games. Though not paid much attention to in the literature, the choice of the step size largely affects the algorithm’s performance, especially when combining with the fixed point iteration, and we discuss it in detail in the current paper.

3 Static BLP model

This section focuses on the standard static BLP models without nest structure (Random Coefficient Logit (RCL) model). We discuss dynamic BLP models without nest structure in Section 4, and static BLP models with nest structure (Random Coefficient Nested Logit (RCNL) model) in Appendix A.7. Besides, in the discussion below, let $\|\cdot\|_\infty$ be the sup norm, and let $\|\cdot\|_2$ be the L2 norm. $\|\cdot\|$ also denotes a norm. $\epsilon_\delta, \epsilon_V, \epsilon$ denote values of inner-loop tolerance levels.¹¹

3.1 Model

In this section, we consider a static BLP model with random coefficients. This study proposes new algorithms whose convergence properties are better than traditional BLP contraction mapping, and also generalizable to dynamic BLP models. Let consumer i ’s utility when buying product j be $v_{ij} = \delta_j + \mu_{ij} + \epsilon_{ij}$, and utility when buying nothing be $v_{i0} = \epsilon_{i0}$. δ_j denotes product j ’s mean utility, and μ_{ij} denotes consumer specific utility of product j . ϵ denotes idiosyncratic utility shocks. Let \mathcal{J} be the set of products. Then, under the assumption that ϵ follows Gumbel distribution and the assumption that observed market share data is equal to the market share predicted by the model, the following hold:

static BLP models which does not require solving fixed point problems and is approximately correct. The estimator can be used as the initial values of parameters in the standard nested fixed point estimation.

⁸This is the point discussed in Jamshidian and Jennrich (1997), in the context of the acceleration of the EM algorithm.

⁹In MPEC, we sometimes need to specify the sparsity structure to reduce the memory requirement. In contrast, our current method does not require such a procedure.

¹⁰As discussed in Miranda and Fackler (2004) in the context of the Newton method for solving nonlinear equations, analysts might make coding errors in coding derivatives of functions, and such a procedure should be avoided if possible. The algorithms proposed in the current paper do not require coding derivatives, and are attractive.

¹¹Conlon and Gortmaker (2020) recommended setting the values between 1E-12 and 1E-14 when using 64-bit computers and applying the standard BLP contraction mapping.

$$S_j^{(data)} = \int \frac{\exp(\delta_j + \mu_{ij})}{1 + \sum_{k \in \mathcal{J}} \exp(\delta_k + \mu_{ik})} dP(i) \approx \sum_{i \in \mathcal{I}} w_i \frac{\exp(\delta_j + \mu_{ij})}{1 + \sum_{k \in \mathcal{J}} \exp(\delta_k + \mu_{ik})}, \quad (1)$$

$$S_0^{(data)} = \int \frac{\exp(\delta_j + \mu_{ij})}{1 + \sum_{k \in \mathcal{J}} \exp(\delta_k + \mu_{ik})} dP(i) \approx \sum_{i \in \mathcal{I}} w_i \frac{1}{1 + \sum_{k \in \mathcal{J}} \exp(\delta_k + \mu_{ik})}. \quad (2)$$

Here, we use appropriate discretizations of consumer types to numerically solve the model, when consumer types are continuously distributed.¹² w_i denotes the fraction of type i consumers, and $\sum_{i \in \mathcal{I}} w_i = 1$ should hold. Let \mathcal{I} be the set of discretized consumer types. If we use I Monte Carlo draws to approximate the integral, $w_i = \frac{1}{I}$ holds.

In empirical applications, the distribution of μ_{ij} is parameterized by $\theta_{nonlinear}$. For instance, $\mu_{ij} = \theta_{nonlinear} X_j \nu_i$ where $\nu_i \sim N(0, \Sigma)$. Mean product utility δ is represented as $\delta_j = X_j \theta_{linear} + \xi_j$, where ξ_j denotes the unobserved product characteristics of product j . Econometricians search for the values of $(\theta_{linear}, \theta_{nonlinear})$ minimizing the GMM objective $G(\theta_{linear}, \theta_{nonlinear}) W G(\theta_{linear}, \theta_{nonlinear})$ where $G(\theta_{linear}, \theta_{nonlinear}) \equiv Z \xi(\theta_{linear}, \theta_{nonlinear}) = Z(\delta(\theta_{linear}, \theta_{nonlinear}) - X \theta_{linear})$, W denotes the weight matrix, and Z denotes appropriate instrumental variables. Algorithm 1 shows the formal steps.

Algorithm 1 Full estimation algorithm of the static BLP model

1. Inner loop: Given $\theta_{nonlinear}$,
 - (a) Compute μ using $\theta_{nonlinear}$
 - (b) Solve for δ satisfying equations (1) and (2) given μ
 - (c) Compute linear parameters θ_{linear}^D that minimize the GMM objective given $\theta_{nonlinear}^D$. Let $\theta_{linear}^*(\theta_{nonlinear})$ be the solution of the minimization problem, and let $m(\theta_{nonlinear}) \equiv G'(\theta_{linear}^*(\theta_{nonlinear}), \theta_{nonlinear}) W G(\theta_{linear}^*(\theta_{nonlinear}), \theta_{nonlinear})$.
 2. Outer loop: Search for the value of $\theta_{nonlinear}$ minimizing the GMM objective $m(\theta_{nonlinear})$.
-

Below, we focus on Step 1(b) of Algorithm 1, namely, how to efficiently solve for δ satisfying the constraints (1) and (2) given μ .¹³

3.2 Mappings of mean product utility δ

To solve for δ given μ and observed market shares $S^{(data)}$, Berry et al. (1995) proposed to iterate the update $\delta_j^{(n+1)} = \delta_j^{(n)} + \log \left(S_j^{(data)} \right) - \log(s_j(\delta))$ with appropriate initial values $\delta^{(0)}$ until convergence. Here, $s_j(\delta) \equiv \sum_i w_i \frac{\exp(\delta_j + \mu_{ij})}{1 + \sum_{k \in \mathcal{J}} \exp(\delta_k + \mu_{ik})}$ denotes the market share of product j predicted by the structural model. The mapping is known as the BLP contraction mapping.

Motivated by the BLP contraction mapping, define a mapping $\Phi^{\delta, \gamma} : B_\delta \rightarrow B_\delta$ for $\gamma \in \mathbb{R}$ such that¹⁴:

$$\Phi_j^{\delta, \gamma}(\delta) \equiv \delta_j + \left[\log \left(S_j^{(data)} \right) - \log(s_j(\delta)) \right] - \gamma \left[\log \left(S_0^{(data)} \right) - \log(s_0(\delta)) \right],$$

where $s_0(\delta) = 1 - \sum_{k \in \mathcal{J}} s_k(\delta)$. B_δ denotes the space of $\delta \equiv \{\delta_j\}_{j \in \mathcal{J}}$. Obviously, $\Phi^{\delta, \gamma=0}$ corresponds to the traditional BLP contraction mapping.

¹²See Conlon and Gortmaker (2020) for a review of the efficient discretization method.

¹³Conlon and Gortmaker (2020) discuss the details of overall estimation procedures of static BLP models. Note that when no consumer heterogeneity exists, we can recover the value of δ by $\delta_j = \log \left(S_j^{(data)} \right) - \log \left(S_0^{(data)} \right)$, and we can estimate the linear parameters θ_{linear} by a linear GMM without solving the fixed point problem, as discussed in Berry (1994).

¹⁴Though the mapping $\Phi_j^{\delta, \gamma}$ implicitly depends on the values of $S^{(data)}$ and μ , we omit expressing them as arguments of the mapping to simplify the exposition.

Proposition 1 guarantees that we can find the solution δ satisfying $S_j^{(data)} = s_j(\delta)$ ($j \in \mathcal{J}$) by alternatively solving the fixed point constraint $\delta = \Phi^{\delta, \gamma \geq 0}(\delta)$.

Proposition 1. *Solution of $\delta = \Phi^{\delta, \gamma \geq 0}(\delta)$ satisfies $S_j^{(data)} = s_j(\delta) \forall j \in \mathcal{J}$.*

It is obvious that the solution of $S_j^{(data)} = s_j(\delta)$ ($j \in \mathcal{J}$) satisfies $\delta_j = \Phi_j^{\delta, \gamma}(\delta) = \delta_j + \left[\log(S_j^{(data)}) - \log(s_j(\delta)) \right] - \gamma \left[\log(S_0^{(data)}) - \log(s_0(\delta)) \right]$ $j \in \mathcal{J}$. Nevertheless, its converse is not trivial, without formal proof. Proposition 1 formally shows that the converse actually holds under $\gamma \geq 0$.

Algorithm 2 shows the algorithm to solve for δ using the mapping $\Phi^{\delta, \gamma}$.

Algorithm 2 Inner loop algorithm of static BLP using $\Phi^{\delta, \gamma}$

Set initial values of $\delta^{(0)}$. Iterate the following ($n = 0, 1, 2, \dots$):

1. Compute $\delta_j^{(n+1)} = \Phi_j^{\delta, \gamma}(\delta^{(n)})$
 2. Exit the iteration if $\|\delta^{(n+1)} - \delta^{(n)}\| < \epsilon_\delta$
-

Though, in principle, we can choose any real value of γ , we mainly consider $\gamma = 1$ because of its good convergence properties. As discussed in detail in Appendix A.1, the size of consumer heterogeneity largely affects the convergence speed of $\Phi^{\delta, \gamma=1}$. As the size of consumer heterogeneity gets smaller, the convergence speed gets faster. Interestingly, when no consumer heterogeneity exists, the iteration immediately converges after one iteration, regardless of the choice of initial values $\delta^{(0)}$. When no consumer heterogeneity exists, $\delta_j = \log(S_j^{(data)}) - \log(S_0^{(data)})$ holds, as shown in Berry (1994). Regarding the mapping $\Phi^{\delta, \gamma=1}$, $\Phi_j^{\delta, \gamma}(\delta) = \log(S_j^{(data)}) - \log(S_0^{(data)})$ holds, and the output of $\Phi^{\delta, \gamma}$ is equal to the true δ for any choice of $\delta^{(0)}$.

Note that, in general, there is no guarantee that $\Phi^{\delta, \gamma=1}$ is a contraction. It implies there is no guarantee that the iteration with $\delta_j^{(n+1)} = \delta_j^{(n)} + \left[\log(S_j^{(data)}) - \log(s_j(\delta^{(n)})) \right] - \gamma \left[\log(S_0^{(data)}) - \log(s_0(\delta^{(n)})) \right]$ converges. In fact, we can construct a simple numerical example where $\Phi_j^{\delta, \gamma=1}$ is not a contraction in an extreme setting where consumer heterogeneity is too large, as shown in Appendix A.2. Nevertheless, the iteration converged when combining the spectral /SQUAREM algorithms, which we discuss in detail in Section 5. In addition, as shown in Section 6, the iteration always converged and sometimes led to drastic improvement of convergence speed in the standard settings of Monte Carlo simulations experimented in the previous studies (Dubé et al. (2012), Lee and Seo (2015)) and the estimations using Nevo (2001) and Berry et al. (1995, 1999)'s datasets. Because the mapping $\Phi_j^{\delta, \gamma=1}$ is straightforward to implement once coding the standard BLP contraction mapping, applying the mapping $\Phi_j^{\delta, \gamma=1}$ is worth considering in the static BLP estimation.

Note that the convergence speed of the BLP contraction mapping ($\Phi^{\delta, \gamma=0}$) is slow when the outside option share is small, as pointed out in Dubé et al. (2012). In contrast, regarding the new mapping $\Phi^{\delta, \gamma=1}$, the convergence speed is not so sensitive to the outside option share, as formally discussed in Appendix A.1 and numerically shown in Section 6.

Remark 1. Applying the mapping $\Phi^{\delta, \gamma=1}$ requires additionally subtracting the term $\left[\log(S_0^{(data)}) - \log(s_0(\delta)) \right]$, compared to the case with traditional BLP contraction mapping $\Phi^{\delta, \gamma=0}$. It implies the computational cost of applying a mapping per iteration increases when we apply $\Phi^{\delta, \gamma=1}$ rather than $\Phi^{\delta, \gamma=0}$. Nevertheless, the additional computational cost is generally much smaller than the one for applying $\Phi^{\delta, \gamma=0}$. Regarding $\Phi^{\delta, \gamma=0}$, the computationally costly part is the computation of $s_j(\delta) = \sum_i w_i \frac{\exp(\delta_j + \mu_{ij})}{1 + \sum_{k \in \mathcal{J}} \exp(\delta_k + \mu_{ik})}$, which requires the following operations: (1). Summation of a δ_j and μ_{ij} for all $i \in \mathcal{I}$ and $j \in \mathcal{J}$; (2). Computation of exponential of $\delta_j + \mu_{ij}$; (3). Summation of a $|\mathcal{J}|$ -dimensional vector $\{\exp(\delta_j + \mu_{ij})\}_{j \in \mathcal{J}}$ for all $i \in \mathcal{I}$; (4). Division of $\exp(\delta_j + \mu_{ij})$ by $1 + \sum_{k \in \mathcal{J}} \exp(\delta_k + \mu_{ik})$ for all $i \in \mathcal{I}$ and $j \in \mathcal{J}$; (5). Summation of $\left\{ w_i \frac{\exp(\delta_j + \mu_{ij})}{1 + \sum_{k \in \mathcal{J}} \exp(\delta_k + \mu_{ik})} \right\}_{i \in \mathcal{I}}$ for all $j \in \mathcal{J}$. In contrast, computing a scalar $s_0(\delta) = 1 - \sum_{k \in \mathcal{J}} s_k(\delta)$ requires the summation of $\sum_{k \in \mathcal{J}} s_k(\delta)$ using already computed $s_k(\delta)$, and it is much less costly compared to the computation of $s_j(\delta)$. Consequently,

applying the mapping $\Phi^{\delta, \gamma=1}$ is not so costly to apply compare to the case of apply the BLP contraction mapping $\Phi^{\delta, \gamma=0}$.

3.3 Mappings of value functions V

Though it would be natural to consider mappings of δ to solve for δ , we can alternatively solve for consumers' value function V using a mapping of V , and then recover δ using an analytical formula. Here, consumer i 's value function, or the inclusive value, is defined as follows:

$$V_i \equiv \log \left(1 + \sum_{k \in \mathcal{J}} \exp(\delta_k + \mu_{ik}) \right) \quad (3)$$

Below, we discuss the approach solving for V . It seems that applying the approach is not necessary, when only considering the static BLP models. The approach directly solving for δ is more intuitive and standard. Nevertheless, when considering dynamic BLP models, introducing the approach solving for V is attractive, because it has a close relationship with value function iterations used to solve dynamic models, as discussed in Section 4.

The idea of solving for consumer-type specific variables in the inner loop of static BLP estimations was first proposed in Kalouptsi (2012). Nevertheless, the original algorithms proposed by Kalouptsi (2012) have convergence problems. The algorithms we discuss below overcome the issues by choosing appropriate mappings that have dualistic connections with the mappings of δ . For further discussion on Kalouptsi (2012)'s algorithm, see Appendix A.5.

First, by equations (1) and (3), the following equation should hold:

$$\delta_j = \log \left(S_j^{(data)} \right) - \log \left(\sum_i w_i \exp(\mu_{ij} - V_i) \right)$$

Motivated by this formula, we define a function $\Phi^{V, \gamma} : B_V \rightarrow B_V$ for $\gamma \in \mathbb{R}$ such that:

$$\Phi^{V, \gamma}(V) \equiv \iota_{\delta \rightarrow V}(\iota_{V \rightarrow \delta}^\gamma(V)),$$

where $\iota_{\delta \rightarrow V} : B_\delta \rightarrow B_V$ is a mapping such that:

$$\iota_{\delta \rightarrow V, i}(\delta) \equiv \log \left(1 + \sum_{j \in \mathcal{J}} \exp(\delta_j + \mu_{ij}) \right),$$

and $\iota_{V \rightarrow \delta}^\gamma : B_V \rightarrow B_\delta$ is a mapping such that:

$$\iota_{V \rightarrow \delta, j}^\gamma(V) \equiv \log \left(S_j^{(data)} \right) - \log \left(\sum_i w_i \exp(\mu_{ij} - V_i) \right) - \gamma \log \left(\frac{S_0^{(data)}}{\sum_i w_i \exp(-V_i)} \right)$$

B_V denotes the space of $V \equiv \{V_i\}_{i \in \mathcal{I}}$. Note that $\Phi_i^{V, \gamma}(V) = \log \left(1 + \left(\sum_{j \in \mathcal{J}} S_j^{(data)} \frac{\exp(\mu_{ij})}{\sum_i w_i \exp(\mu_{ij}) \exp(-V_i)} \right) \cdot \left(\frac{\sum_i w_i \exp(-V_i)}{S_0^{(data)}} \right)^\gamma \right)$ holds.

The following proposition shows the validity of using the mapping $\Phi^{V, \gamma \geq 0}$:

Proposition 2. δ such that $V = \Phi^{V, \gamma \geq 0}(V)$, $\delta = \iota_{V \rightarrow \delta}^\gamma(V)$ satisfies $S_j^{(data)} = s_j(\delta) \forall j \in \mathcal{J}$.

Hence, to solve for δ , we can think of two algorithms. The first is to apply $\Phi^{\delta,\gamma}$ iteratively and solve for δ with appropriate initial values of δ . The second one is to apply $\Phi^{V,\gamma}$ iteratively with appropriate initial values of V , and obtain δ , which is analytically computed using V in the iteration. Algorithm 3 shows the algorithm based on the latter approach.

Algorithm 3 Inner loop algorithm of static BLP using $\Phi^{V,\gamma}$

Set initial values of $V^{(0)}$. Iterate the following ($n = 0, 1, 2, \dots$):

1. Compute $\delta^{(n)} = \iota_{V \rightarrow \delta}^\gamma(V^{(n)})$
 2. Update V by $V^{(n+1)} = \iota_{\delta \rightarrow V}(\delta^{(n)})$
 3. Exit the iteration if $\|V^{(n+1)} - V^{(n)}\| < \epsilon_V$
-

Remark 2. As in the case of $\Phi^{\delta,\gamma=1}$ and $\Phi^{\delta,\gamma=0}$ (cf. Remark 1), computational cost of applying $\Phi^{V,\gamma=1}$ is not largely different from $\Phi^{V,\gamma=0}$, because computing a scalar $s_0(V) = \sum_i w_i \exp(-V_i)$ is much less costly than computing $\sum_{j \in \mathcal{J}} \exp(\delta_j + \mu_{ij})$.

Remark 3. If we define a mapping $\Psi_{V \delta \rightarrow V}^\gamma(V, \delta) = \log \left(1 + \left(\sum_{j \in \mathcal{J}} \exp(\delta_j + \mu_{ij}) \right) \cdot \left(\frac{\sum_i w_i \exp(-V_i)}{S_0^{(data)}} \right)^\gamma \right)$, $\Phi^{V,\gamma}(V) = \Psi_{V \delta \rightarrow V}^\gamma(V, \iota_{V \rightarrow \delta}(V))$ holds. Hence, we can alternatively compute $\delta^{(n)} = \iota_{V \rightarrow \delta}(V^{(n)})$, and update V by $V^{(n+1)} = \Psi_{V \delta \rightarrow V}^\gamma(V^{(n)}, \delta^{(n)})$. This type of algorithm is used in the dynamic BLP model discussed in the next section.

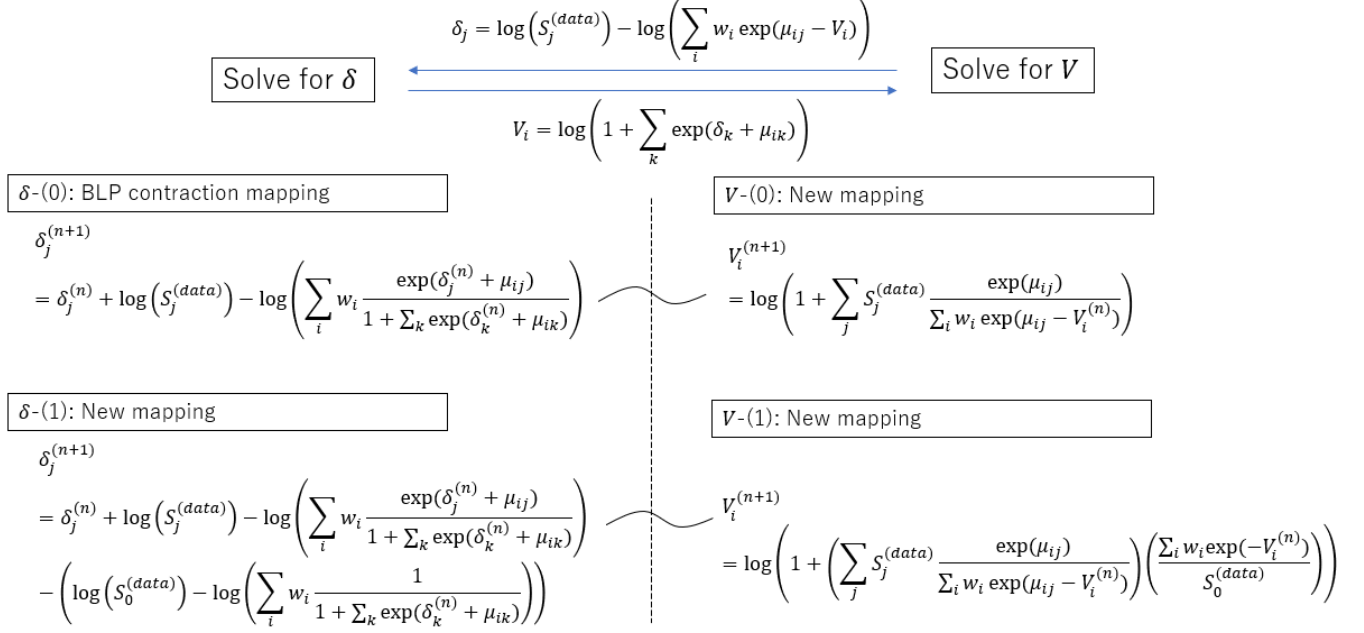
We can easily show that there is a dualistic relation between $\Phi^{\delta,\gamma}$ and $\Phi^{V,\gamma}$. As shown in the Monte Carlo simulation (Section 6), their convergence speed is mostly the same, as long as they take a common value γ . The following proposition shows the formal statement:

Proposition 3. (*Duality of mappings of δ and V*) The following equations hold for all $\gamma \in \mathbb{R}$:

$$\begin{aligned} \Phi^{V,\gamma} &= \iota_{\delta \rightarrow V} \circ \iota_{V \rightarrow \delta}^\gamma, \\ \Phi^{\delta,\gamma} &= \iota_{V \rightarrow \delta}^\gamma \circ \iota_{\delta \rightarrow V}. \end{aligned}$$

Figure 1 graphically shows the relations between the mappings of δ and V . Here, $\delta-(\gamma)$ denotes the algorithm using the mapping $\Phi^{\delta,\gamma}$, and $V-(\gamma)$ denotes the algorithm using the mapping $\Phi^{V,\gamma}$.

Figure 1: Duality between the mappings of δ and V



In Appendix A.1, we discuss the convergence properties of the mapping $\Phi^{V,\gamma}$. As in the case of $\Phi^{\delta,\gamma}$, the size of consumer heterogeneity largely affects the convergence speed.

4 Dynamic BLP model

4.1 Model

Next, we consider a dynamic BLP model, where consumers' forward-looking decisions are incorporated into static BLP models. As in the case of static BLP models, we assume consumer types are appropriately discretized to numerically solve the model. Let \mathcal{I} be the set of consumer types, and let w_i be the fraction of type i consumers.

Discounted sum of utility of consumer i at state (x_{it}, Ω_t) when buying product j at time t is:

$$v_{ijt}(x_{it}, \Omega_t) = \delta_{jt} + \mu_{ijt}(x_{it}, \Omega_t) + \beta E_t [V_{it+1}(x_{it+1}, \Omega_{t+1}) | x_{it}, \Omega_t, a_{it} = j] + \epsilon_{ijt}(a_{it}).$$

Discounted sum of utility of consumer i at state (x_{it}, Ω_t) when not buying any product at time t is:

$$v_{i0t}(x_{it}, \Omega_t) = \mu_{i0t}(x_{it}, \Omega_t) + \beta E_t [V_{it+1}(x_{it+1}, \Omega_{t+1}) | x_{it}, \Omega_t, a_{it} = 0] + \epsilon_{i0t}(a_{it}).$$

Here, β denotes consumers' discount factor. x_{it} denotes individual state variables, such as durable product holdings (for durable goods) or the product purchased in the previous period (for goods with switching costs). Ω_t denotes market-level state variables, such as the characteristics of products sold in the market. Ω_t may include mean product utilities δ . ϵ denotes i.i.d. idiosyncratic utility shocks, and V denotes the (integrated) value function, defined by $V_{it}(x_{it}, \Omega_t) \equiv E_\epsilon [\max_{j \in \mathcal{A}_t(x_{it})} v_{ijt}(x_{it}, \Omega_t)]$ where E_ϵ denotes the expectation operator concerning ϵ . E_t denotes the expectation operator concerning the realizations of the states (x_{it+1}, Ω_{t+1}) .

Under the assumption that $\epsilon(a)$ follows i.i.d. mean zero type-I extreme value distribution and observed market shares are equal to the predicted market shares, δ and V satisfy the following equations:

$$S_{jt}^{(data)} = s_{jt}(V, \delta), \quad (4)$$

$$S_{0t}^{(data)} = s_{0t}(V, \delta), \quad (5)$$

$$V_{it}(x_{it}, \Omega_t) = \log \left(\exp(\mu_{i0t}(x_{it}, \Omega_t) + \beta E_t[V_{it+1}(x_{it+1}, \Omega_{t+1})|x_{it}, \Omega_t, a_{it} = 0]) + \sum_{j \in \mathcal{A}_t(x_{it}) - \{0\}} \exp(\delta_{jt} + \mu_{ijt}(x_{it}, \Omega_t) + \beta E_t[V_{it+1}(x_{it+1}, \Omega_{t+1})|x_{it}, \Omega_t, a_{it} = j]) \right), \quad (6)$$

where

$$s_{jt}(V, \delta) \equiv \sum_{i \in \mathcal{I}} w_i \sum_{x_{it} \in \mathcal{X}} Pr_{it}(x_{it}) \cdot \frac{\exp(\delta_{jt} + \mu_{ijt}(x_{it}, \Omega_t) + \beta E_t[V_{it+1}(x_{it+1}, \Omega_{t+1})|x_{it}, \Omega_t, a_{it} = j])}{\exp(V_{it}(x_{it}))},$$

$$s_{0t}(V, \delta) \equiv \sum_{i \in \mathcal{I}} w_i \sum_{x_{it} \in \mathcal{X}} Pr_{it}(x_{it}) \cdot \frac{\exp(\mu_{i0t}(x_{it}, \Omega_t) + \beta E_t[V_{it+1}(x_{it+1}, \Omega_{t+1})|x_{it}, \Omega_t, a_{it} = 0])}{\exp(V_{it}(x_{it}, \Omega_t))}.$$

Here, $S_{jt}^{(data)}$ denotes product j 's market share at time t , and $S_{0t}^{(data)}$ denotes the fraction of consumers not buying anything at time t . $Pr_{it}(x_{it})$ denotes the fraction of type i consumers at state x_{it} . For instance, in the case of durables, $Pr_{it}(x_{it} = \emptyset)$ denotes the fraction of type i consumers not holding any durable product at time t , if we let $x_{it} = \emptyset$ be the state where consumers do not hold any durable product. $\mathcal{A}_t(x_{it}) \subset \mathcal{J}_t \cup \{0\}$ denotes the consideration set of consumers at state x_{it} at time t . For instance, in the durable goods example above, $\mathcal{A}_t(x_{it} \neq \emptyset) = \{0\}$ holds if consumers holding any durable products do not buy any products. Here, \mathcal{J}_t denotes the set of products sold at time t . The term $\frac{\exp(\delta_{jt} + \mu_{ijt}(x_{it}, \Omega_t) + \beta E_t[V_{it+1}(x_{it+1}, \Omega_{t+1})|x_{it}, \Omega_t, a_{it} = j])}{\exp(V_{it}(x_{it}))} \equiv s_{ijt}^{(ccp)}(x_{it}, \Omega_t)$ denotes the conditional choice probability of type i consumers at state (x_{it}, Ω_t) choosing product j at time t . $\frac{\exp(\mu_{i0t}(x_{it}, \Omega_t) + \beta E_t[V_{it+1}(x_{it+1}, \Omega_{t+1})|x_{it}, \Omega_t, a_{it} = 0])}{\exp(V_{it}(x_{it}, \Omega_t))} \equiv s_{i0t}^{(ccp)}(x_{it}, \Omega_t)$ denotes the conditional choice probability of type i consumers at state (x_{it}, Ω_t) choosing the outside option at time t .

4.2 Algorithm

The full estimation algorithm is similar to the static BLP: In the case of dynamic BLP, we should solve for δ satisfying equations (4)-(6) given μ .¹⁵ As in the static BLP, we focus on efficient algorithms for solving for δ satisfying (4)-(6) given μ .

Here, we consider a setting of a nonstationary environment, where consumers have perfect foresight on the state transition of Ω_t , and Ω_t remains constant after the terminal period T .¹⁶ Though the specification differs from the one under inclusive value sufficiency, which has been applied in many previous studies (e.g., Gowrisankaran and Rysman (2012)), the algorithm under the current specification is relatively simple and is the basis of algorithms under alternative specifications. Besides, we consider the setting where the values of $Pr_{it}(x_{it})$ are known, to make clear the essence of the algorithm. In Section 6.2, we allow for the case where the values of $Pr_{it}(x_{it})$ are unknown.

Equations (4), (5), and (6) imply V is the solution of $V = \Phi^{V, \gamma}(V) \quad \forall \gamma \in \mathbb{R}$, where

$$\Phi^{V, \gamma}(V) \equiv \Psi_{V \delta \rightarrow V}^{\gamma}(V, \iota_{V \rightarrow \delta}(V)) \quad (7)$$

Here, we define a function $\Psi_{V \delta \rightarrow V}^{\gamma} : B_V \times B_{\delta} \rightarrow B_V$ such that:

¹⁵Unlike static BLP models, there is no guarantee that δ satisfying (4)-(6) is unique. If multiple δ satisfying these equations exist, we should adopt δ with the lowest GMM objective.

¹⁶The specification was first considered in Conlon (2012). Analogous specification was used in Igami (2017) in the context of dynamic discrete games. Besides, regarding consumer expectations except for the terminal period, we can relax the assumption of perfect foresight to rational expectations where consumer expectations are on average correct. For details, see the discussion in Fukasawa (2024). The assumption of rational expectation has been applied in Kalouptsi et al. (2020) and empirical studies cited therein.

$$\Psi_{V\delta\rightarrow\delta,it}^\gamma(V,\delta) \equiv \log\left(\exp\left(\mu_{i0t}(x_{it},\Omega_t^{(data)}) + \beta E_t\left[V_{it+1}(x_{it+1},\Omega_{t+1}^{(data)})|x_{it},a_{it}=0\right]\right) + \sum_{j\in\mathcal{A}_t(x_{it})-\{0\}} \exp\left(\delta_{jt} + \mu_{ijt}(x_{it},\Omega_t^{(data)}) + \beta E_t\left[V_{it+1}(x_{it+1},\Omega_{t+1}^{(data)})|x_{it},a_{it}=j\right]\right) \cdot \left(\frac{s_{0t}(V,\delta)}{S_{0t}^{(data)}}\right)^\gamma\right)$$

We also define a function $\iota_{V\rightarrow\delta} : B_V \rightarrow B_\delta$ such that:

$$\iota_{V\rightarrow\delta,jt}(V) \equiv \log\left(S_{jt}^{(data)}\right) - \log\left(\sum_{i\in\mathcal{I}} w_i \sum_{x_{it}\in\mathcal{X}} Pr_{it}(x_{it}) \cdot \frac{\exp\left(\mu_{ijt}(x_{it},\Omega_t^{(data)}) + \beta E_t\left[V_{it+1}(x_{it+1},\Omega_{t+1}^{(data)})|x_{it},a_{it}=j\right]\right)}{\exp\left(V_{it}(x_{it},\Omega_t^{(data)})\right)}\right)$$

B_V is a space of $V \equiv \{V_{it}(x_{it},\Omega_t)\}_{x_{it}\in\mathcal{X},i\in\mathcal{I},t=1,\dots,T}$, and B_δ is a space of $\delta \equiv \{\delta_{jt}\}_{j\in\mathcal{J},t=1,\dots,T}$. Note that $V_{iT+1}(x_{it},\Omega_t^{(data)}) = V_{iT}(x_{it},\Omega_T^{(data)})$ holds by the assumption that consumers have perfect foresight on the state transition of Ω_t , and Ω_t remains constant after the terminal period T .

Hence, in the case where the values of $Pr_{it}(x_{it})$ are known, we can solve for δ by iteratively applying $\Phi^{V,\gamma}$ and obtain δ in the process. Algorithm 4 shows the steps:

Algorithm 4 Proposed dynamic BLP inner-loop algorithm

Set initial values of $V^{(0)}$. Iterate the following ($n = 0, 1, 2, \dots$):

1. Compute $\delta^{(n)} = \iota_{V\rightarrow\delta}(V^{(n)})$
2. Update V by $V^{(n+1)} = \Psi_{V\delta\rightarrow V}^\gamma(V^{(n)}, \delta^{(n)})$
3. Exit the iteration if $\|V^{(n+1)} - V^{(n)}\| < \epsilon_V$

Note. After the convergence, we should verify that $\|\log(S_{jt}^{(data)}) - \log(s_{jt}(\delta, V))\|$ is sufficiently small. See also Remark 4.

Remark 4. Though δ satisfying equations (4)-(6) satisfies $V = \Phi^{V,\gamma}(V)$, I have not shown that the solution of $V = \Phi^{V,\gamma}(V)$ actually satisfies equations (4)-(6), unlike the static BLP. If multiple solutions exist in $V = \Phi^{V,\gamma}(V)$, we cannot rule out the possibility that the solution does not satisfy $S_j^{(data)} = s_j(\delta, V)$. Hence, we should verify that $\|\log(S_{jt}^{(data)}) - \log(s_{jt}(\delta, V))\|$ is sufficiently small after the convergence of the algorithm, using the solution (δ, V) . Note that Bellman equation (6) holds for any $\gamma \in \mathbb{R}$ under $S_{jt}^{(data)} = s_{jt}(\delta, V) \forall j, t$.

Algorithms used in the previous studies

In the previous studies, essentially upper part of Algorithm 5 has been applied. The idea of the algorithm is simple: Researchers first solve for the value function V given the values of product mean product utilities δ . Then, they compute the difference between the observed market shares and predicted market shares based on the structural model. If the norm of the difference is larger than the tolerance level, apply the BLP contraction mapping $\delta_{jt}^{(n+1)} = \delta_{jt}^{(n)} + \phi \left[\log(S_j^{(data)}) - \log(s_j(\delta)) \right]$,¹⁷ and repeat the process again. Nevertheless, the computational burden can be high because of the existence of nested loops.

¹⁷In dynamic BLP models, there is no guarantee that the iteration $\delta_{jt}^{(n+1)} = \delta_{jt}^{(n)} + \left[\log(S_j^{(data)}) - \log(s_j(\delta^{(n)})) \right]$ converges. Hence, introducing a dampening parameter $\phi \in (0, 1]$ is sometimes necessary to stabilize the convergence. Proposition 2 of Sun and Ishihara (2019) shows that the mapping $\delta_{jt}^{(n+1)} = \delta_{jt}^{(n)} + \phi \left[\log(S_j^{(data)}) - \log(s_j(\delta^{(n)})) \right]$ is a contraction if ϕ is "sufficiently small" and additional conditions hold.

We can think of an alternative algorithm, which is shown in the lower part of Algorithm 5. The algorithm avoids the nested loops by jointly updating the values of δ and V based on the fixed point constraint.¹⁸ Note that we should solve for two different types of variables δ and V in the algorithm. In contrast, in the proposed algorithm (Algorithm 4), δ is analytically represented as a function of V , and we only have to solve for V , which leads to faster convergence. I show superior performance of the proposed algorithm in Section 6.2.

Algorithm 5 Traditional dynamic BLP inner-loop Algorithm

- The case with nested loops:

Set initial values of $\delta^{(0)}$. Iterate the following ($n = 0, 1, 2, \dots$):

1. Set initial values of $V^{(0,n)}$. Iterate the following ($m = 0, 1, 2, \dots$):
 - (a) Update V by $V^{(m+1,n)} = \Psi_{V \rightarrow V}^{\gamma=0} (V^{(m,n)}, \delta^{(n)})$
 - (b) If $\|V^{(m+1,n)} - V^{(m,n)}\| < \epsilon$, let $V^{(n)*}$ be $V^{(m+1,n)}$ and exit
2. Update δ by $\delta_{jt}^{(n+1)} = \Phi_{\delta V \rightarrow \delta}^{\gamma=0, \phi}(\delta^{(n)}, V^{(n)*}) \equiv \delta_{jt}^{(n)} + \phi \left[\log \left(S_{jt}^{(data)} \right) - \log \left(s_{jt}(\delta^{(n)}, V^{(n)*}) \right) \right]$, where $\phi \in (0, 1]$ is a dampening parameter.
3. Exit the iteration if $\|\delta^{(n+1)} - \delta^{(n)}\| < \epsilon_\delta$

- The case with one loop:

Set initial values of $\delta^{(0)}, V^{(0)}$. Iterate the following ($n = 0, 1, 2, \dots$):

1. Update δ by $\delta_{jt}^{(n+1)} = \delta_{jt}^{(n)} + \phi \left[\log \left(S_{jt}^{(data)} \right) - \log \left(s_{jt}(\delta^{(n)}, V^{(n)}) \right) \right]$
 2. Update V by $V^{(n+1)} = \Psi_{V \rightarrow \delta}^{\gamma=0, \phi} (V^{(n)}, \delta^{(n)})$
 3. Exit the iteration if $\|\delta^{(n+1)} - \delta^{(n)}\| < \epsilon_\delta$ and $\|V^{(n+1)} - V^{(n)}\| < \epsilon_V$
-

Remark 5. Schiraldi (2011), Gowrisankaran and Rysman (2012) considered durable goods models with replacement demand, where $\mu_{i0t}(x_{it}, \Omega_t)$ depends on $\{\delta_{kt}\}_{k \in \mathcal{J}_t}$, depending on the product holding represented by x_{it} . Even in such settings, equation (4) still holds, and we can derive an equation on V without using δ .

Remark 6. Typically, the values of $\{Pr_{it}(x_{it})\}_{i \in \mathcal{I}, t=1, \dots, T, x_{it} \in \mathcal{X}}$ are unknown. Hence, we need to impose assumptions on the form of $\{Pr_{it}(x_{it})\}_{i \in \mathcal{I}, t=1, \dots, T, x_{it} \in \mathcal{X}}$ at the initial period and also solve for the variables. Here, suppose that the values of $\{Pr_{it=1}(x_{it=1})\}_{i \in \mathcal{I}, x_{it} \in \mathcal{X}}$ are known.¹⁹ Generally, $\{Pr_{it+1}(x_{it+1})\}_{i \in \mathcal{I}, t=1, \dots, T, x_{it+1} \in \mathcal{X}}$ satisfies the following:

$$Pr_{it+1}(x_{it+1}) = \sum_{x_{it}} Pr_{it}(x_{it}) \cdot \sum_{j \in \mathcal{A}_t(x_{it})} F(x_{it+1}|x_{it}, a_{it} = j) \cdot s_{ijt}^{(ccp)}(x_{it}, \Omega_t), \quad (8)$$

where $F(x_{it+1}|x_{it}, a_{it} = j)$ denotes the state transition probability of state x_{it} . Then, as discussed in more specific model settings in Section 6.2, $Pr_{it}(x_{it})$ can be represented as a function of V . Hence, even when the values of $Pr_{it}(x_{it})$ are unknown, we can slightly alter Algorithm 4 to accommodate unknown $Pr_{it}(x_{it})$.²⁰

¹⁸The idea of jointly updating two types of variables can also be found in Pakes and McGuire (1994) algorithm to solve dynamic games. In the algorithm, essentially all the firms' value functions and strategic variables are jointly updated.

¹⁹We can alternatively assume that $t = 1$ is at the stationary state, as in Fukasawa (2024). Kasahara and Shimotsu (2009) discuss the issue in the context of standard dynamic discrete choice model estimation with unobserved heterogeneity.

²⁰Intuitively, $s_{ijt}^{(ccp)}(x_{it}, \Omega_t)$ is a function of V and δ . Because delta can be analytically represented as a function of V , $Pr_{it}(x_{it})$ ($t = 1 \dots, T$) can be sequentially represented as a function of V .

5 Spectral algorithm and SQUAREM algorithm

Here, we discuss the spectral algorithm (Section 5.1) and the SQUAREM algorithm (Section 5.2), which can be used to accelerate fixed-point iterations. Note that the discussion here applies to any fixed-point iteration, including BLP contraction mapping, value function iterations and others. Though not discussed much in the economics literature, the choice of step size plays a vital role in the algorithm's convergence, and we discuss it in detail in Section 5.1. Besides, this study proposes to apply variable-type-specific step sizes in the spectral / SQUAREM algorithms. The idea is effective, especially in nonstationary dynamic models. We discuss it in Section 5.3.

We discuss that the step size α_{S3} is better than other step size choices. In the context of BLP inner-loop algorithms, Conlon and Gortmaker (2020) compared the spectral algorithm with step size α_{S2} and the SQUAREM algorithm with step size α_{S3} . (See also Remark 11 in Section 5.2.) They reported that the SQUAREM algorithm performs better than the spectral algorithm. Nevertheless, when we apply the step size α_{S3} in the spectral algorithm, the spectral and SQUAREM algorithms performed mostly similarly, as shown in Section 5.1. Hence, it seems that what is more important is the choice of the step size, rather than the type of the algorithm (spectral or SQUAREM).

The discussions in Sections 5.1 and 5.2 largely rely on Varadhan and Roland (2008), discussing the application of the spectral and SQUAREM algorithm for the EM algorithm, which requires fixed point iterations. In this paper, we discuss these algorithms by comparing the concepts which would be familiar to economists, such as the extrapolation / relaxation methods for fixed point iterations. We discuss them in detail, because a deeper understanding of the algorithms is essential for choosing appropriate step sizes.²¹

5.1 Spectral algorithm

In this subsection, we first discuss the idea of the spectral algorithm with fixed-point iteration, and then discuss the relations with the extrapolation/relaxation methods, which would be more familiar to economists. Then, we discuss desirable the sign of the step size and the choice of the step size.

Spectral algorithm is an algorithm designed to solve nonlinear equations. When we want to solve a nonlinear equation $F(x) = 0$, $x^{(n)}$ is iteratively updated in the following way given initial values of $x^{(0)}$ and the choice of a scalar $\alpha^{(n)}$:

$$x^{(n+1)} = x^{(n)} + \alpha^{(n)} F(x^{(n)}) \quad (n = 0, 1, 2, \dots)$$

Here, generally $\alpha^{(n)}$ is taken based on the values of $s^{(n)} \equiv x^{(n)} - x^{(n-1)}$ and $y^{(n)} \equiv F(x^{(n)}) - F(x^{(n-1)})$, and it can vary across $n = 0, 1, 2, \dots$. It is known that the Newton's method, which uses the updating equation $x^{(n+1)} = x^{(n)} - (\nabla F(x^{(n)}))^{-1} F(x^{(n)})$ ($n = 0, 1, 2, \dots$) attains fast convergence around the solution, and the spectral algorithm chooses the scalar $\alpha^{(n)}$ is chosen so that $\alpha^{(n)}$ "approximates" the matrix $-(\nabla F(x^{(n)}))^{-1}$ well. Even though it would be possible to apply the Newton's method to solve nonlinear equations, computing $\nabla F(x^{(n)})$ requires coding analytical first derivatives of F , which is not an easy task, especially when the function F is complicated. In addition, especially when n_x , the dimension of x , is large, computing the inverse of $n_x \times n_x$ matrix $\nabla F(x^{(n)})$ is computationally costly. Hence, using the spectral algorithm is attractive from the viewpoint of simplicity and computational cost. We will discuss the details of the choice of $\alpha^{(n)}$ later.

The idea of the spectral algorithm can be utilized in the context of fixed point iteration. Suppose we want to solve a fixed point constraint $x = \Phi(x)$. Then, by letting $F(x) = \Phi(x) - x$, we should iteratively update the values of x to solve $x = \Phi(x)$ in the following way:

$$x^{(n+1)} = x^{(n)} + \alpha^{(n)} (\Phi(x^{(n)}) - x^{(n)}) \quad (n = 0, 1, 2, \dots) \quad (9)$$

²¹To make the comparison easier, I modify the notations in Varadhan and Roland (2008), including the sign of the step size. Because some of the previous studies and built-in packages use the sign of the step size differently, readers should be careful about it.

In the economics literature, Aguirregabiria and Marcoux (2021) also describes the spectral algorithm in the context of nested pseudo-likelihood estimation of dynamic discrete choice models. This study additionally discuss the role of the step sizes.

Relations with the Extrapolation method / Relaxation method

As discussed on page 166 of Judd (1998), one way to accelerate or stabilize fixed point iteration is the extrapolation method. The method is also known as the relaxation method.²² If a variable x satisfies a fixed point constraint $x = \Phi(x)$, we can iteratively update the value of x by $x^{(n+1)} = \alpha\Phi(x^{(n)}) + (1 - \alpha)x^{(n)}$ given a pre-specified scalar α . If the iteration under $\alpha = 1$ converges slowly, we should try a larger value $\alpha > 1$, hoping to accelerate the convergence. If the iteration under $\alpha = 1$ is unstable, we should try a smaller value $0 < \alpha < 1$ to stabilize the convergence. One problem of the extrapolation method combined with the fixed point iterations is that the appropriate value of α is unclear. We typically have to manually try several values of α to efficiently solve the problem.

Regarding the spectral algorithm with the updating equation (9), the updating equation can be reformulated as follows:

$$x^{(n+1)} = \alpha^{(n)}\Phi(x^{(n)}) + (1 - \alpha^{(n)})x^{(n)} \quad (n = 0, 1, 2, \dots)$$

The only difference with the extrapolation method is that a scalar α can vary, and the value is determined flexibly based on the predetermined formula and the convergence process. The spectral algorithm avoids manually finding an appropriate value of α , as long as the appropriate predetermined formula is chosen.

Desirable sign of the step size $\alpha^{(n)}$

As discussed above, $\alpha^{(n)}$ should be chosen to accelerate convergence unless it gets unstable. Generally, choosing $\alpha^{(n)} < 0$ is not a good choice, because it might lead to the opposite direction of the original fixed point iteration $x^{(n+1)} = \Phi(x^{(n)})$. Figure 2 illustrates it, and the following proposition shows the formal statement:²³

Proposition 4. *Suppose that $\Phi : \mathbb{R}^n \rightarrow \mathbb{R}^n$ is a contraction mapping of modulus $K \in [0, 1)$ on L^2 metric space. Let x^* be the unique solution of $x = \Phi(x)$. Then, the following holds for $\alpha < 0$:*

$$\|(\alpha\Phi(x) + (1 - \alpha)x) - x^*\|_2 > \|x - x^*\|_2$$

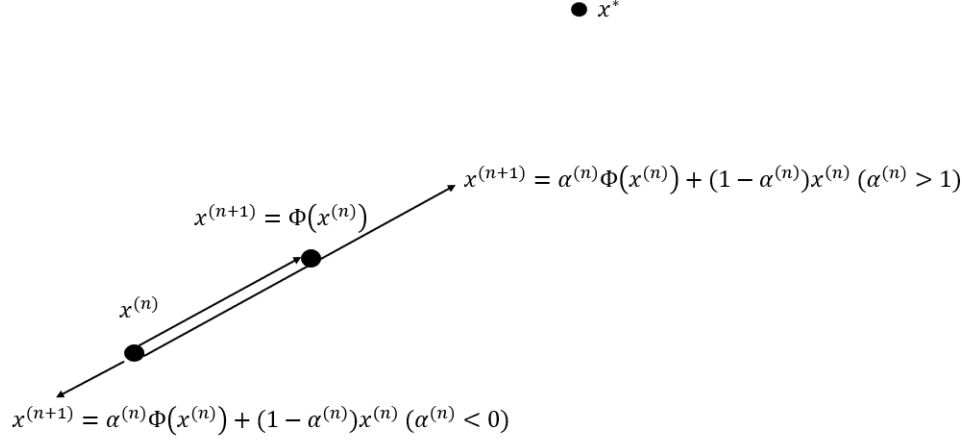
Proposition 4 shows that $\alpha^{(n)}\Phi(x) + (1 - \alpha^{(n)})x$ is further from the solution x^* than x , and it might lead to divergence of the iterations, when Φ is a contraction mapping and $\alpha^{(n)}$ takes a negative value²⁴. Even when there is no guarantee that Φ is a contraction, choosing a negative α might not be adequate when Φ is “close to” a contraction.

²²In the industrial organization literature, the relaxation method was used in Kasahara and Shimotsu (2012) to stabilize the convergence of nested pseudo-likelihood estimation of dynamic discrete games. Besides, the idea of introducing a dampening parameter $\phi \in (0, 1]$ in the BLP contraction mapping of the traditional dynamic BLP inner-loop algorithm (cf. Algorithm 5) is similar to the relaxation method.

²³The proposition is not shown in Varadhan and Roland (2008), and I show it to clarify the point.

²⁴Note that we cannot deny the possibility that the iteration converges faster when setting $\alpha^{(n)} < 0$ for some n . Nevertheless, in general, it would be natural to expect that setting $\alpha^{(n)} < 0$ for some n would make the convergence slower and more unstable.

Figure 2: Idea of the extrapolation method and the spectral algorithm



Notes.

x^* denotes the solution of the fixed point problem $x = \Phi(x)$.

Proposition 4 implies $x^{(n+1)} = \alpha^{(n)}\Phi(x^{(n)}) + (1 - \alpha^{(n)})x^{(n)}$ is further than $x^{(n)}$ from x^* , when $\alpha^{(n)} < 0$ holds. In contrast, if a positive value $\alpha^{(n)}$ is appropriately chosen, $x^{(n+1)}$ can be closer to x^* than the case of $x^{(n)}$.

Choice of the step size

Step size α_{S1} In the spectral algorithm, $x^{(n+1)} = x^{(n)} + \alpha^{(n)}F(x^{(n)})$ and $x^{(n)} = x^{(n-1)} + \alpha^{(n-1)}F(x^{(n-1)})$ hold. Because we would like to compute values of $x^{(n+1)}$ and $x^{(n)}$ close to the solution x^* , $x^{(n+1)}$ and $x^{(n)}$ should be close as much as possible. Hence, we consider the following minimization problem:

$$\min_{\alpha^{(n)}} \|x^{(n+1)} - x^{(n)}\|_2^2 = \|s^{(n)} + \alpha^{(n)}y^{(n)}\|_2^2,$$

where $s^{(n)} = x^{(n)} - x^{(n-1)}$ and $y^{(n)} = F(x^{(n)}) - F(x^{(n-1)})$. The solution of the minimization problem is $\alpha_{S1}^{(n)} = -\frac{s^{(n)'}y^{(n)}}{y^{(n)'}y^{(n)}}$. This is the first choice of $\alpha^{(n)}$ considered in Barzilai and Borwein (1988). Varadhan and Roland (2008) pointed out that α_{S1} might take a value sufficiently close to zero when $s^{(n)'}y^{(n)} \approx 0$. In this case, $x^{(n+1)} \approx x^{(n)}$ holds, and the iteration might suspend at the point far from x^* , and the specification is problematic.

Step size α_{S2} We can alternatively consider the following problem:

$$\min_{\alpha^{(n)}} \frac{\|x^{(n+1)} - x^{(n)}\|_2^2}{(\alpha^{(n)})^2} = \frac{\|s^{(n)} + \alpha^{(n)}y^{(n)}\|_2^2}{(\alpha^{(n)})^2}.$$

The solution is $\alpha_{S2}^{(n)} = -\frac{s^{(n)'}s^{(n)}}{s^{(n)'}y^{(n)}}$. This is the second choice of $\alpha^{(n)}$ considered in Barzilai and Borwein (1988), and used in La Cruz et al. (2006). Varadhan and Roland (2008) pointed out that α_{S2} might take a too large value when $s^{(n)'}y^{(n)} \approx 0$. In this case, the iteration might diverge, and the specification is also problematic.

Step size α_{S3} We can alternatively consider the following problem:

$$\min_{\alpha^{(n)}} \frac{\|x^{(n+1)} - x^{(n)}\|_2^2}{|\alpha^{(n)}|} = \frac{\|s^{(n)} + \alpha^{(n)}y^{(n)}\|_2^2}{|\alpha^{(n)}|}.$$

If we restrict the solution to be positive, the solution is $\alpha_{S3}^{(n)} = \frac{\|s^{(n)}\|_2}{\|y^{(n)}\|_2}$. Note that $\alpha_{S3} = \sqrt{\alpha_{S1}\alpha_{S2}}$ holds under $s^{(n)'}y^{(n)} < 0$. This is the specification proposed in Varadhan and Roland (2008), and the problems associated with the case of $s^{(n)'}y^{(n)} \approx 0$ would not occur when we use α_{S3}^{25} .

These step sizes are regarded as the approximation of $-(\nabla F(x^{(n)}))^{-1}$ that appears in the Newton update. To see this intuitively, consider a setting where x is a scalar. Then, y and s are also scalars, and $\alpha_{S1} = \alpha_{S2} = -\frac{s^{(n)}}{y^{(n)}}$ holds. Regarding $\alpha_{S3} \equiv \frac{\|s^{(n)}\|_2}{\|y^{(n)}\|_2} = \frac{|s^{(n)}|}{|y^{(n)}|}$, we can show that $-\frac{s^{(n)}}{y^{(n)}}$ is positive for $F(x) = \Phi(x) - x$ when $|\Phi'(x)| < 1$ holds, which is the sufficient condition for Φ to be a contraction mapping,²⁶ and $\alpha_{S3} = \alpha_{S1} = \alpha_{S2} = \frac{s^{(n)}}{y^{(n)}} = -\left(\frac{F(x^{(n+1)}) - F(x^{(n)})}{x^{(n+1)} - x^{(n)}}\right)^{-1} > 0$ holds in the setting. $\left(\frac{F(x^{(n+1)}) - F(x^{(n)})}{x^{(n+1)} - x^{(n)}}\right)^{-1}$ can be regarded as the approximation of the derivative $(\nabla F(x^{(n)}))^{-1}$ in the Newton's method, and the spectral update "approximates" the Newton update.²⁷

In summary, when we apply the spectral algorithm with step size $\alpha_{S3} \equiv \frac{\|s^{(n)}\|_2}{\|y^{(n)}\|_2}$, the detailed algorithm is as follows:

Algorithm 6 Spectral algorithm with fixed point mapping

1. Set initial values of $x^{(0)}$. Choose $\alpha^{(0)}$ and tolerance level ϵ .
 2. Iterate the following ($n = 0, 1, 2, \dots$):
 - (a) Compute $\Phi(x^{(n)})$ and $F(x^{(n)}) = \Phi(x^{(n)}) - x^{(n)}$.
 - (b) Compute $s^{(n)} \equiv x^{(n)} - x^{(n-1)}$, $y^{(n)} \equiv F(x^{(n)}) - F(x^{(n-1)})$, and $\alpha^{(n)} = \frac{\|s^{(n)}\|_2}{\|y^{(n)}\|_2}$ if $n \geq 1$.
 - (c) Compute $x^{(n+1)} = x^{(n)} + \alpha^{(n)}F(x^{(n)})$
 - (d) If $\|\Phi(x^{(n)}) - x^{(n)}\| < \epsilon$, exit the iteration. Otherwise, go back to Step 2(a).
-

Remark 7. In general, there is no guarantee that the iteration converges. Hence, globalization strategies, which guarantee convergence regardless of the choice of any initial points $x^{(0)}$, are proposed in the literature on numerical analysis. The idea is as follows. When using the step size $\alpha^{(n)} = \alpha_{S3}^{(n)} = \frac{\|s^{(n)}\|_2}{\|y^{(n)}\|_2}$, we first try $x^{(n+1)} = \alpha_{S3}^{(n)}\Phi(x^{(n)}) + (1 - \alpha_{S3}^{(n)})x^{(n)}$, and if $\|F(x^{(n+1)})\|^2$ is "too large", we next try $\alpha^{(n)} = \pm\lambda\alpha_{S3}^{(n)}$ ($\lambda \in (0, 1)$) to compute $x^{(n+1)} = \alpha_{S3}^{(n)}\Phi(x^{(n)}) + (1 - \alpha_{S3}^{(n)})x^{(n)}$ and $\|F(x^{(n+1)})\|^2$. We repeat the process until we can find a plausible value $\alpha^{(n)}$ where $\|F(x^{(n+1)})\|^2$ is "relatively small".²⁸ For instance, La Cruz et al. (2006) proposed a nonmonotone globalization strategy, which applies to the spectral algorithm without computing the derivatives of F . The algorithm is known as DF-SANE (Derivative-Free Spectral Algorithm for Nonlinear Equation). Note that the globalization strategy is not restricted to a specific choice of $\alpha^{(n)}$. In the algorithm above, the step should be introduced between Step 2(c) and 2(d).

Nevertheless, in our BLP estimation, the algorithm without globalization strategies always converged, at least as far as I experimented. The same experience was also reported in Pál and Sándor (2023), and it seems not essential to introduce globalization strategies, at least in the BLP estimation.

²⁵In the numerical literature, Dai et al. (2015) and Huang and Wan (2017) also discussed the effectiveness of the step size α_{S3} .

²⁶We can show $-\frac{s^{(n)}}{y^{(n)}} = -\frac{F(x^{(n+1)}) - F(x^{(n)})}{x^{(n+1)} - x^{(n)}} = 1 - \frac{\Phi(x^{(n+1)}) - \Phi(x^{(n)})}{x^{(n+1)} - x^{(n)}} > 0$ under the condition.

To show the claim, It is sufficient to show that $\frac{\Phi(x) - \Phi(y)}{x - y} < 1 \forall x, y \in \mathbb{R}$ if $|\Phi'(x)| < 1 \forall x \in \mathbb{R}$.

Let $x < y$ without loss of generality. Then, $\left|\frac{\Phi(x) - \Phi(y)}{x - y}\right| = \frac{\left|\int_{u=0}^{u=x-y} \Phi'(x+u) du\right|}{x - y} = \frac{\int_{u=0}^{u=x-y} |\Phi'(x+u)| du}{x - y} < \frac{\int_{u=0}^{u=x-y} 1 du}{x - y} = 1$ holds.

²⁷In the case x is a scalar, the method is equivalent to the secant method. See Section 3.4 of Miranda and Fackler (2004).

Besides, Section 5 of Varadhan and Roland (2008) discusses why the spectral-type algorithms work well by giving a simple example.

²⁸The process is known as backtracing in the numerical literature.

Remark 8. We cannot deny the possibility that $\alpha^{(n)} \rightarrow 0$ ($n \rightarrow \infty$). In that case, $\|x^{(n+1)} - x^{(n)}\| = \alpha^{(n)} \|\Phi(x^{(n)}) - x^{(n)}\| \rightarrow 0$ might occur even when $\|\Phi(x^{(n)}) - x^{(n)}\|$ is not close to zero. Hence, checking $\|\Phi(x^{(n)}) - x^{(n)}\| < \epsilon$, rather than $\|x^{(n+1)} - x^{(n)}\| < \epsilon$, is essential.

5.2 SQUAREM algorithm

Varadhan and Roland (2008) proposed the SQUAREM (Squared Polynomial Extrapolation Methods) algorithm. The algorithm is designed to solve a fixed point problem $x = \Phi(x)$, and the updating equation is as follows:

$$x^{(n+1)} = x^{(n)} + 2\alpha^{(n)}s^{(n)} + \left(\alpha^{(n)}\right)^2 y^{(n)} \quad (10)$$

where $s^{(n)} \equiv \Phi(\delta^{(n)}) - \delta^{(n)}$, $y^{(n)} \equiv F(\Phi(x^{(n)})) - F(x^{(n)}) = \Phi^2(x^{(n)}) - 2\Phi(x^{(n)}) + x^{(n)}$, and $F(x) = \Phi(x) - x$. Step size $\alpha^{(n)}$ is chosen based on the values of $s^{(n)}$ and $y^{(n)}$.

Note that the SQUAREM algorithm is closely related to the spectral algorithm. Updating equation (10) can be reformulated as:

$$\begin{aligned} x^{(n+1)} &= (1 - \alpha^{(n)}) \left[(1 - \alpha^{(n)})x^{(n)} + \alpha^{(n)}\Phi(x^{(n)}) \right] + \alpha^{(n)} \left[(1 - \alpha^{(n)})\Phi(x^{(n)}) + \alpha^{(n)}\Phi^2(x^{(n)}) \right] \\ &= (1 - \alpha^{(n)}) \Psi_{\text{spectral}}(x^{(n)}; \Phi, \alpha^{(n)}) + \alpha^{(n)} \Psi_{\text{spectral}}(\Phi(x^{(n)}); \Phi, \alpha^{(n)}). \end{aligned}$$

Here, we define a spectral update function, defined by $\Psi_{\text{spectral}}(x; \Phi, \alpha) \equiv (1 - \alpha)x + \alpha\Phi(x)$. The right hand side can be regarded as the outputs of spectral update $\Psi_{\text{spectral}}(x^{(n)}; \Phi, \alpha^{(n)})$ and $\Psi_{\text{spectral}}(\Phi(x^{(n)}); \Phi, \alpha^{(n)})$.

Based on the similar ideas, we can choose the step size $\alpha_{S1} \equiv -\frac{s^{(n)'}y^{(n)}}{y^{(n)'}y^{(n)}}$, $\alpha_{S2} \equiv -\frac{s^{(n)'}s^{(n)}}{s^{(n)'}y^{(n)}}$, and $\alpha_{S3} \equiv \frac{\|s^{(n)}\|_2}{\|y^{(n)}\|_2}$. Regarding the SQUAREM algorithm, it is unclear whether choosing a negative step size α leads to a further point, unlike Proposition 4 in the case of the spectral algorithm. Nevertheless, because the SQUAREM algorithm is closely related to the spectral algorithm as discussed above, choosing a positive step size α would be desirable.

In summary, when we apply the SQUAREM algorithm with step size $\alpha_{S3} \equiv \frac{\|s^{(n)}\|_2}{\|y^{(n)}\|_2}$, the detailed algorithm is as follows:

Algorithm 7 SQUAREM algorithm

1. Set initial values of $x^{(0)}$ and tolerance level ϵ .
 2. Iterate the following ($n = 0, 1, 2, \dots$):
 - (a) Compute $\Phi(x^{(n)})$ and $\Phi^2(x^{(n)}) \equiv \Phi(\Phi(x^{(n)}))$
 - (b) Compute $s^{(n)} \equiv \Phi(x^{(n)}) - x^{(n)}$, $y^{(n)} \equiv \Phi^2(x^{(n)}) - 2\Phi(x^{(n)}) + x^{(n)}$, and $\alpha^{(n)} = \frac{\|s^{(n)}\|_2}{\|y^{(n)}\|_2}$.
 - (c) Compute $x^{(n+1)} = x^{(n)} + 2\alpha^{(n)}s^{(n)} + (\alpha^{(n)})^2 y^{(n)}$.
 - (d) If $\|\Phi(x^{(n)}) - x^{(n)}\| < \epsilon$, exit the iteration. Otherwise, go back to step 2(a).
-

Remark 9. As in the spectral algorithm, we cannot deny the possibility that $\alpha^{(n)} \rightarrow 0$ ($n \rightarrow \infty$). In that case, $\|x^{(n+1)} - x^{(n)}\| = \alpha^{(n)} \|\Phi(x^{(n)}) - x^{(n)}\| \rightarrow 0$ might occur even when $\|\Phi(x^{(n)}) - x^{(n)}\|$ is not close to zero. Hence, checking $\|\Phi(x^{(n)}) - x^{(n)}\| < \epsilon$, rather than $\|x^{(n+1)} - x^{(n)}\| < \epsilon$, is essential.

Remark 10. Because the previous studies investigating the spectral and SQUAREM algorithms applied different step sizes in their numerical experiments, some of which are confusing, I summarize the settings here.

Reynaerts et al. (2012) chose the step size α_{S1} for the spectral algorithm, and α_{S3} for the SQUAREM algorithm.²⁹ Conlon and Gortmaker (2020) mentioned the step size α_{S1} in equation (22) for the SQUAREM algorithm, but the default step size in PyBLP they developed is α_{S3} . Regarding the spectral algorithm, they implicitly chose the step size α_{S2} , because the `dfsane` function provided in SciPy package PyBLP package relies on only allows the step size α_{S2} . Pál and Sándor (2023) chose the step size α_{S1} for the spectral and the SQUAREM algorithms.

Reynaerts et al. (2012) and Conlon and Gortmaker (2020) discussed that the SQUAREM algorithm performs better than the spectral algorithm. Nevertheless, they did not use the step size α_{S3} in the spectral algorithm, might lead to the worse performance of the spectral algorithm. As shown in Section 6, the spectral and the SQUAREM algorithms perform similarly in the Monte Carlo estimation experimented in the previous studies, and estimations using Nevo (2001) and Berry et al. (1995, 1999)’s datasets.

Remark 11. As numerically shown in Section 6, the spectral and SQUAREM algorithms perform similarly in the BLP inner-loop algorithms, when we apply the step size α_{S3} . Hence, both algorithms are worth considering because of their easy coding and application. In contrast, Varadhan and Roland (2008) showed a numerical example where SQUAREM works much better than the spectral, even when choosing the step size α_{S3} . Hence, which algorithm practitioners should use depends on their preference. Regarding the spectral algorithm, there is a large number of studies on the globalization strategies to attain global convergence (e.g., La Cruz et al. (2006), Huang and Wan (2017)), and we can utilize these strategies when we make much of global convergence. Also, as shown in Table 13 of Appendix A.3, built-in packages of the spectral algorithm are available in many programming languages, though the step size α_{S3} is not available. In contrast, regarding the SQUAREM algorithm, globalization strategies do not exist for general fixed point mappings. Also, built-in packages of the SQUAREM algorithm with step size α_{S3} are available only in PyBLP (Python) and R language. If practitioners make much of global convergence, though not introduced in the numerical experiments in Section 6, they should use the spectral algorithm.

5.3 Variable-type-specific step size

Even though the standard spectral /SQUAREM algorithms use a scalar $\alpha^{(n)}$, I newly introduce the idea of variable-type-specific step sizes to the spectral / SQUAREM algorithms,³⁰ which is sometimes useful to accelerate the convergence, especially nonstationary dynamic models.³¹ Note that readers only interested in standard static BLP models can skip the section so far. Though I discuss it in the context of the spectral algorithm, the idea can be used in the SQUAREM algorithm.

To introduce the idea, suppose we would like to solve a nonlinear equation $F(x) = \begin{pmatrix} F_1(x) \\ F_2(x) \end{pmatrix} = 0 \in \mathbb{R}^{n_1+n_2}$, where $x = \begin{pmatrix} x_1 \\ x_2 \end{pmatrix} \in \mathbb{R}^{n_1+n_2}$. When using the standard step size α_{S3} , we set $\alpha^{(n)} = \frac{\|s^{(n)}\|_2}{\|y^{(n)}\|_2}$, where $s^{(n)} \equiv \begin{pmatrix} x_1^{(n)} \\ x_2^{(n)} \end{pmatrix} - \begin{pmatrix} x_1^{(n-1)} \\ x_2^{(n-1)} \end{pmatrix}$, $y^{(n)} \equiv \begin{pmatrix} F_1(x^{(n)}) \\ F_2(x^{(n)}) \end{pmatrix} - \begin{pmatrix} F_1(x^{(n-1)}) \\ F_2(x^{(n-1)}) \end{pmatrix}$, and update x by $x^{(n+1)} = x^{(n)} + \alpha^{(n)} F(x^{(n)})$.

Here, we can alternatively update the values of $x = \begin{pmatrix} x_1 \\ x_2 \end{pmatrix}$ by $x^{(n+1)} = \begin{pmatrix} x_1^{(n+1)} \\ x_2^{(n+1)} \end{pmatrix} = \begin{pmatrix} x_1^{(n)} \\ x_2^{(n)} \end{pmatrix} + \begin{pmatrix} \alpha_1^{(n)} F_1(x^{(n)}) \\ \alpha_2^{(n)} F_2(x^{(n)}) \end{pmatrix}$, where $\alpha_m^{(n)} = \frac{\|s_m^{(n)}\|_2}{\|y_m^{(n)}\|_2}$, $s_m^{(n)} \equiv x_m^{(n)} - x_m^{(n-1)}$, $y_m^{(n)} \equiv F_m(x^{(n)}) - F_m(x^{(n-1)})$ ($m = 1, 2$). The idea can be generalized to the case where $N \in \mathbb{N}$ types of variables exist.

As discussed in Section 5.1, $\alpha^{(n)}$ is chosen to accelerate the convergence. In principle, any choices of $\alpha^{(n)}$

²⁹They mentioned that they chose the default step size of squarem function provided by the SQUAREM package in R. Because the default step size is α_{S3} , it seems they chose the step size $\alpha_{S3} = \frac{\|s^{(n)}\|_2}{\|y^{(n)}\|_2}$, rather than $\text{sgn}(s^{(n)' } y^{(n)}) \frac{\|s^{(n)}\|_2}{\|y^{(n)}\|_2}$ in equation (15) of the paper.

³⁰The idea of variable-specific step size can also be found in the diagonal Broyden Jacobian approximation method (Waziri et al. (2010)), though it is motivated by the quasi-Newton method rather than the spectral algorithm.

³¹See also the results in Appendix A.8.

are allowed in the spectral algorithm as long as it works, and its numerical performance is more critical. In Appendix A.6, we discuss the analytical justifications of variable-type-specific step sizes.

6 Numerical Experiments

In this section, I show the results of numerical experiments for static / dynamic BLP models. All the experiments were run on a laptop computer with the CPU AMD Ryzen 5 6600H 3.30 GHz, 16.0 GB of RAM, Windows 11 64-bit, and MATLAB 2022b. In this study, we assume an algorithm solving a fixed point constraint $x = \Phi(x)$ does not converge, when the value of $\|\Phi(x) - x\|_\infty$ takes an infinite or NaN value, or the number of function evaluations reaches a pre-determined maximum.

6.1 Static BLP model

Here, we denote δ -(0) as the algorithm using the mapping $\Phi^{\delta, \gamma=0}$, and δ -(1) as the algorithm using the mapping $\Phi^{\delta, \gamma=1}$. Similarly, we denote V -(0) as the algorithm using the mapping $\Phi^{V, \gamma=0}$, and V -(1) as the algorithm using the mapping $\Phi^{V, \gamma=1}$.

6.1.1 Monte Carlo simulation

To compare the performance of the algorithms, I conducted the Monte Carlo simulation. The setting is the same as Lee and Seo (2015) and Dubé et al. (2012), and similar to Pál and Sándor (2023). Consumer i 's utility when choosing product j is $U_{ij} = X_j \theta_i + \xi_j + \epsilon_{ij}$ ($j = 1, \dots, J$), and utility when not buying anything is $U_{i0} = \epsilon_{i0}$. Let $\delta_j \equiv X_j \cdot E[\theta_i] + \xi_j$. For details of the data-generating process, see Appendix A.10.1. Number of simulation draws is set to 1000. The tolerance level of the convergence is set to 1E-13. The initial value $\delta_j^{(0)}$ is set to $\log(S_j^{(data)}) - \log(S_0^{(data)})$, and the initial value of $V_i^{(0)}$ is set to 0.

Because we focus on the performance of BLP inner-loop algorithms, we measure the performance of each algorithm to solve for δ given parameter values $\theta_{nonlinear}$ (standard deviation of random coefficients θ_i). I first construct a market share data based on the true nonlinear parameter values $\theta_{nonlinear}^*$ and true δ^* . In the estimation process, analysts do not know the true nonlinear parameter values. To imitate the setting, I draw the parameter values $\theta_{nonlinear} \sim U[0, 2\theta_{nonlinear}^*]$, and measure the performance of each algorithm under the parameters. I repeat the process 50 times.

Here, we mainly focus on the number of function evaluations, rather than the CPU time. Though the CPU time represents the exact time required until the termination of the iterations, generally it largely depends on the syntax of each algorithm and characteristics of each programming language. In contrast, the numbers of function evaluations are not sensitive to the syntaxes and types of programming languages, and we mainly focus on the values.³²

Tables 1 and 2 shows the results in the settings where $J = 25$ and $J = 250$. The results shows that the mappings δ -(1) and V -(1) require much fewer iterations than δ -(0) and V -(0). The superior performance of δ -(1) and V -(1) is prominent under $J = 250$. As shortly discussed in Section 3.2 and formally discussed in Appendix A.1, the convergence speed of the BLP contraction mapping (δ -(0)) can be slow when the outside option share is small, but δ -(1) is not. As shown in the tables' notes, the mean outside option share is 0.850 under $J = 25$, and 0.307 under $J = 250$. The observations are in line with the discussion. Besides, we can numerically see the duality between the mappings of δ and V : the numbers of iterations are mostly the same for δ -(γ) and V -(γ).

When we further combine the spectral / SQUAREM algorithms, we can further reduce the number of function evaluations. Note that the spectral and SQUAREM algorithms perform similarly. Here, we use the step size α_{S3} . When we use the other step sizes (α_{S1}, α_{S2}), the iterations sometimes do not converge. For the results, see Appendix A.3.

³²In the case of the standard fixed point iterations and the spectral algorithm, the number of function evaluations equals the number of iterations. Regarding the SQUAREM algorithm, the number of function evaluations is roughly half of the number of iterations, and we focus on the number of function evaluations as the indicator.

Note that the value of $\left\| \log(S_j^{(data)}) - \log(s_j) \right\|_\infty$ might not be close to 0, even when the iteration converges. For instance, the convergence of the iteration based on the mapping δ -(1) is determined by $\left\| \Phi^{\delta, \gamma=1}(\delta) - \delta \right\| = \left\| \left(\log(S_j^{(data)}) - \log(s_j) \right) - \left(\log(S_0^{(data)}) - \log(s_0) \right) \right\| < \epsilon$, not $\left\| \log(S_j^{(data)}) - \log(s_j) \right\| < \epsilon$. Hence, to confirm that the iteration yielded the solution with sufficiently small $\left\| \log(S_j^{(data)}) - \log(s_j) \right\|_\infty$, in the tables I show the mean values of $DIST \equiv \left\| \log(S_j^{(data)}) - \log(s_j) \right\|_\infty$ computed using the solution of the iterations. I also show the percentage of settings where the value of $DIST$ is smaller than 1E-12. The results show that all the algorithms except for the slow δ -(0), V -(0) algorithms satisfy the precision constraint.

Table 1: Results of Monte Carlo simulation (Static BLP model; Continuous consumer types; $J = 25$)

	J	Func. Eval.						Mean	Conv.	Mean	$DIST < \epsilon_{tol}$
		Mean	Min.	25th	Median.	75th	Max.	CPU time (s)	(%)	$\log_{10}(DIST)$	(%)
δ -(0) (BLP)	25	41.28	5	8	12	31	582	0.0087	100	-15.6	100
δ -(0) (BLP) + Spectral	25	11.54	5	7	8	13	39	0.00298	100	-16.4	100
δ -(0) (BLP) + SQUAREM	25	12.66	5	8	9	14	52	0.003	100	-16.5	100
δ -(1)	25	13.7	5	7	9	19	37	0.00324	100	-15.9	100
δ -(1) + Spectral	25	8.7	5	7	7	10	18	0.00242	100	-16.6	100
δ -(1) + SQUAREM	25	8.8	5	6	8	10	18	0.00218	100	-16.7	100
V -(0)	25	42.4	4	8	11	31	593	0.01162	100	-15.8	100
V -(0) + Spectral	25	10.48	4	6	8	12	33	0.00354	100	-16.6	100
V -(0) + SQUAREM	25	11.38	4	7	8.5	13	48	0.00344	100	-16.4	100
V -(1)	25	13.72	4	7	8.5	18	40	0.00416	100	-16	100
V -(1) + Spectral	25	9.02	4	6	7	12	21	0.00298	100	-16.5	100
V -(1) + SQUAREM	25	9.62	4	6	7	13	24	0.003	100	-16.5	100

Notes. $DIST \equiv \left\| \log(S_j^{(data)}) - \log(s_j) \right\|_\infty$, $\epsilon_{tol} = 1\text{E-}12$.

Number of simulation draws is set to 1000.

Maximum number of function evaluations is set to 1000.

Mean Outside option share is 0.850.

Table 2: Results of Monte Carlo simulation (Static BLP model; Continuous consumer types; $J = 250$)

	J	Func. Evals.						Mean	Conv.	Mean	$DIST < \epsilon_{tol}$
		Mean	Min.	25th	Median.	75th	Max.	CPU time (s)	(%)	$\log_{10}(DIST)$	(%)
δ -(0) (BLP)	250	205.1	26	60	109.5	192	1000	0.77564	94	-13.3	96
δ -(0) (BLP) + Spectral	250	36.2	15	23	29.5	38	150	0.14018	100	-14.6	100
δ -(0) (BLP) + SQUAREM	250	40.3	15	24	30	42	155	0.15276	100	-14.4	100
δ -(1)	250	25.04	11	19	25	28	58	0.09596	100	-14.6	100
δ -(1) + Spectral	250	14.44	8	12	14.5	16	23	0.05616	100	-15.2	100
δ -(1) + SQUAREM	250	14.78	9	12	15	16	24	0.05644	100	-15.4	100
V -(0)	250	214.32	25	62	117	214	1000	0.95844	94	-13.4	96
V -(0) + Spectral	250	32.1	13	22	27	36	89	0.14696	100	-14.8	100
V -(0) + SQUAREM	250	31.38	15	21	28	37	78	0.14162	100	-14.7	100
V -(1)	250	26.32	11	19	26	29	62	0.11768	100	-14.8	100
V -(1) + Spectral	250	17.64	10	14	16	21	31	0.07654	100	-15.1	100
V -(1) + SQUAREM	250	17.24	11	14	16	20	30	0.07592	100	-15.2	100

Notes. $DIST \equiv \left\| \log(S_j^{(data)}) - \log(s_j) \right\|_\infty$, $\epsilon_{tol} = 1\text{E-}12$.

Number of simulation draws is set to 1000.

Maximum number of function evaluations is set to 1000.

Mean Outside option share is 0.307.

6.1.2 Replications of Nevo (2001) and Berry et al. (1995, 1999)

To further experiment the performance of the inner-loop algorithms, we use Nevo (2001) and Berry et al.(1995, 1999)’s dataset and estimate demand parameters under different inner-loop algorithms.

In the numerical experiments presented here, I utilized the PyBLP package (version 0.13.0) in Python (Conlon and Gortmaker (2020)). Because the package itself does not allow the new mapping δ -(1), I modify the original PyBLP source code to introduce the new mapping δ -(1). In addition, regarding the spectral algorithm, we cannot choose step sizes other than α_{S2} , because the dfsane function in the SciPy package the PyBLP relies on only allows α_{S2} . Hence, I also modify the dfsane function in the SciPy package to allow different step sizes. Besides, because the current dfsane function does not allow the iterations without globalization strategies, I modify the code to implement iterations without globalization strategies. Note that it rarely changes the results, as shown in Appendix A.3.

Nevo (2001)’s dataset I apply mostly the same settings as the one specified in Figure 5 of Conlon and Gortmaker (2020), including initial parameter values and tolerance levels, except for the choice of step sizes, the existence of globalization strategies, and the choice of mappings.

Table 3 shows the results. The results show that applying the algorithm δ -(1) is more than two times faster than the algorithm δ -(0). If we further combine the spectral or SQUAREM algorithms, we can further reduce the number of total function evaluations by more than 2 times. Note that the values of the total objective evaluations and the objective are common, regardless of the choice of the inner-loop algorithm. It implies the choice of the inner-loop algorithm did not affect the outer-loop estimation.

Table 3: Estimation results using Nevo (2001)’s dataset

	Mean feval	Total obj eval	Total feval	Objective
δ -(1) + Spectral	19.209	57	102921	4.562
δ -(1) + SQUAREM	19.911	57	106683	4.562
δ -(1)	43.288	57	231937	4.562
δ -(0) + Spectral	27.796	57	148931	4.562
δ -(0) + SQUAREM	26.866	57	143949	4.562
δ -(0)	94.714	57	507475	4.562

Notes.

“Total obj eval” denotes the total number of objective evaluations in the GMM estimation.

“Total feval” denotes the total number of function evaluations in the GMM estimation.

“Objective” denotes the GMM objective value.

“Mean feval” denotes the mean number of function evaluations, defined by Total feval / (Number of markets \times Total objective evaluations).

Berry et al.(1995, 1999)’s dataset I apply mostly the same settings as the one specified in Figure 6 of Conlon and Gortmaker (2020). Other than the existence of globalization strategies, and the choice of mappings, the difference is the optimization tolerance level. I set it to 1E-4 here, rather than the default setting 1E-8. The results under the optimization tolerance 1E-8 is shown in Appendix A.4. As discussed in the section, the choice of inner-loop algorithms slightly affects inner-loop numerical errors, and it might largely affect the convergence of the optimization, especially when setting a tight optimization tolerance level. We discuss that the convergence speed of outer-loop iterations can be sensitive to the inner-loop numerical errors, even when estimated parameters are not sensitive to inner-loop numerical errors. For details, see Section A.4.

Table 4 shows the results. The results show that applying the algorithm δ -(1) reduces the number of function evaluations by more than 10%. If we further combine the spectral / SQUAREM algorithm, we can further reduce the number of function evaluations by more than 70%.

Table 4: Estimation results using Berry et al.(1995, 1999)’s dataset

	Mean feval	Total obj eval	Total feval	Objective
δ -(1) + Spectral	44.153	70	61814	497.336
δ -(1) + SQUAREM	48.229	70	67520	497.336
δ -(1)	216.938	70	303713	497.336
δ -(0) + Spectral	47.518	70	66525	497.336
δ -(0) + SQUAREM	46.7	70	65380	497.336
δ -(0)	246.358	70	344901	497.336

Notes.

“Total obj eval” denotes the total number of objective evaluations in the GMM estimation.

“Total feval” denotes the total number of function evaluations in the GMM estimation.

“Objective” denotes the GMM objective value.

“Mean feval” denotes the mean number of function evaluations, defined by Total feval / (Number of markets \times Total objective evaluations).

Outer loop tolerance is set to 1E-4.

Overall, we can obtain the following findings from the results of the numerical experiments:

- Algorithm δ -(1) works better than δ -(0), especially when the outside option share is small
- Combining the spectral or SQUAREM algorithms accelerates convergence
- The performance of the spectral and the SQUAREM algorithms under the step sizes α_{S3} are not largely different

Considering these, it is preferable to first consider applying the new algorithm δ -(1) in the standard fixed point iteration, and then consider combining the spectral or SQUAREM algorithms.

6.2 Dynamic BLP model

Next, I show the numerical results of inner-loop algorithms for estimating dynamic BLP models. Here, we consider the model of perfectly durable goods, following the setting used in Section 5.2 of Sun and Ishihara (2019). Consumers are forward-looking, and do not buy a product once they purchase any product.

When consumer i purchases product j at time t , they receive the utility $U_{ijt} = x'_{jt}\theta_i + \xi_{jt} + \epsilon_{ijt}$. When not buying a product given that they do not own any durable product, they receive a utility $U_{i0t} = \beta E_t[V_{it+1}(\Omega_{t+1})|\Omega_t] + \epsilon_{i0t}$. Here, x_{jt}, ξ_{jt} denotes the observed / unobserved product characteristics of product j at time t , and let $\delta_{jt} \equiv x'_{jt}E[\theta_i] + \xi_{jt}$. V_{it} denotes the integrated value function of consumer i at time t . Besides, let $\mu_{ijt} \equiv x'_{jt}(\theta_i - E[\theta_i])$.

Under the assumption that ϵ follows i.i.d. type-I extreme value distribution, conditional choice probability of choosing product j for consumer i not holding any product at time t is $s_{ijt}^{(ccp)} = \frac{\exp(\delta_{jt} + \mu_{ijt})}{\exp(V_{it})}$, and conditional choice probability of not buying any product for consumer i not holding any product at time t is $s_{i0t}^{(ccp)} = \frac{\exp(\beta E_t[V_{it+1}(\Omega_{t+1})|\Omega_t])}{\exp(V_{it})}$.

Because consumers exit the market once a purchase is made, $Pr0_{it}$, the fraction of type i consumers not owning any durable product, satisfies $Pr0_{it+1} = Pr0_{it} \cdot s_{i0t}^{(ccp)}$. Note that $Pr0_{it}$ corresponds to $Pr_{it}(x_{it})$ in the general dynamic BLP model discussed in Section 4.

As in the Monte Carlo experiments of static BLP models, I take the values of $\theta_{nonlinear}$ (standard deviation of random coefficients) by $\theta_{nonlinear} \sim U[0, 2\theta_{nonlinear}^*]$, where $\theta_{nonlinear}^*$ denotes the true parameters. The number of simulation draws to approximate continuous consumer distribution is set to 50, and I repeat the process 50 times. For details of the data-generating process, see Appendix A.10.2. Regarding the formation of future expectations, we consider two specifications: Perfect foresight, and Inclusive value sufficiency. We discuss them below.

6.2.1 Model under perfect foresight

First, we consider the setting where consumers form perfect foresight on the transition of Ω_t , and Ω_t is constant after the terminal period T , as considered in Section 4. Algorithm 8 shows the proposed algorithm, which we denote $V(\gamma)$.

The tolerance level of the convergence is set to 1E-12. Because I found that the simulated market became mostly stable after $t = 50$ under the current data-generating process, I set the value of T to 50.

Algorithm 8 Inner-loop Algorithm of dynamic BLP (Perfectly durable goods; Perfect foresight)

Set initial values of $V^{(0)}$. Iterate the following ($n = 0, 1, 2, \dots$):

1. For $t = 1 : T$,

(a) Using $Pr0_{it}$ and $V_{it}^{(n)}$, compute $\delta_{jt}^{(n)} = \iota_{V \rightarrow \delta, jt}^\gamma(V^{(n)}) = \log\left(S_{jt}^{(data)}\right) - \log\left(\sum_i w_i Pr0_{it} \cdot \frac{\exp(\mu_{ijt})}{\exp(V_{it}^{(n)})}\right)$

(b) Compute $s_{ijt}^{(ccp)} = \frac{\exp(\delta_{jt}^{(n)} + \mu_{ijt})}{\exp(V_{it}^{(n)})}$ for $i \in \mathcal{I}, j \in \mathcal{J}$

(c) Compute $s_{i0t}^{(ccp)} = 1 - \sum_{j \in \mathcal{J}_t} s_{ijt}^{(ccp)}$

(d) Update $Pr0_{it+1} = Pr0_{it} \cdot s_{i0t}^{(ccp)}$

2. Update V by $V_{it}^{(n+1)} = \Psi_{V \rightarrow V, it}^\gamma(V^{(n)}, \delta^{(n)}) = \log\left(\exp(\beta V_{it+1}^{(n)}) + \sum_{j \in \mathcal{J}_t} \exp(\delta_{jt}^{(n)} + \mu_{ijt}) \cdot \left(\frac{s_{0t}(V^{(n)})}{S_{0t}^{(data)}}\right)^\gamma\right)$

for $t = 1, \dots, T$. Here, let $V_{iT+1}^{(n)} = V_{iT}^{(n)}$. $s_{0t}(V^{(n)})$ is computed by $s_{0t}(V^{(n)}) = \sum_i w_i \frac{\exp(\beta V_{it+1}^{(n)})}{\exp(V_{it}^{(n)})}$.

3. Exit the iteration if $\|V^{(n+1)} - V^{(n)}\| < \epsilon_V$

To compare the performance of the proposed algorithm with the traditional algorithm, I run both algorithms. Regarding the traditional algorithm, we jointly update the values of δ and until convergence. Unlike Algorithm 8, we skip Step 1(a), and instead add a step $\delta_{jt}^{(n+1)} = \delta_{jt}^{(n)} + \log\left(S_{jt}^{(data)}\right) - \log(s_{jt}(\delta^{(n)}, V^{(n)})) - \gamma \left[\log\left(S_{0t}^{(data)}\right) - \log(s_{0t}(\delta^{(n)}, V^{(n)}))\right]$ ($\gamma = 0, 1$) between Steps 2 and 3. Also, the termination of the iteration is determined by $\|V^{(n+1)} - V^{(n)}\| < \epsilon_V, \|\delta^{(n+1)} - \delta^{(n)}\| < \epsilon_\delta$. We denote the algorithm as $V\delta(\gamma)$ (joint). Note that the nested version of the algorithm (upper part of Algorithm 5) performs poorly as shown in Appendix A.9, and I do not show the results in this section.

As in static BLP models, I also show the results of the algorithms combining the spectral / SQUAREM algorithms. Here, we introduce "time-dependent step sizes", based on the discussion of variable-type-specific step sizes in Section 5.3.³³ This specification is motivated by the nonstationarity of the dynamic model. In the case of Algorithm 8, V is updated by $V_{it}^{(n+1)} \leftarrow \alpha_t^{(n)} V_{it}^{(n+1)} + (1 - \alpha_t^{(n)}) V_{it}^{(n)}$, where

$$\alpha_t^{(n)} \equiv \frac{\|s_t^{(n)}\|_2}{\|y_t^{(n)}\|_2}, s_t^{(n)} \equiv V_t^{(n)} - V_t^{(n-1)}, y_t^{(n)} \equiv F_t(V^{(n)}) - F_t(V^{(n-1)}), F_t(V) \equiv \Phi_t(V) - V_t. \text{ Because I find}$$

$\alpha_t^{(n)}$ sometimes take too large values (e.g., 100), which might lead to unstable convergence, I set the maximum value of α_t to 10.³⁴

³³Appendix A.8 shows the performance of the time-dependent step sizes compared to the case of time-independent step sizes. The results imply that introducing time-dependent step sizes leads to faster convergence by several times.

³⁴Coding time-specific step sizes is not difficult in any programming language even when T is large. In the setting above, $V \equiv (V_{t=1} \dots V_{t=T})$ is a $|\mathcal{I}| \times T$ dimensional variable. Then, $s^{(n)} \equiv V^{(n)} - V^{(n-1)}$ and $y^{(n)} \equiv F(V^{(n)}) - F(V^{(n-1)})$ are also $|\mathcal{I}| \times T$ dimensional variables. Then, when applying the α_{S3} -type step size, we can update the values of V by $V^{(n+1)} \leftarrow \alpha^{(n)} V^{(n+1)} + (1 - \alpha^{(n)}) V^{(n)}$, where $\alpha^{(n)} \equiv \left(\alpha_{t=1}^{(n)} \dots \alpha_{t=T}^{(n)} \right) = \left(\|s_{t=1}^{(n)}\|_2 \dots \|s_{t=T}^{(n)}\|_2 \right) ./ \left(\|y_{t=1}^{(n)}\|_2 \dots \|y_{t=T}^{(n)}\|_2 \right)$. Here, “.” denotes the element-wise operation of matrices.

Table 5 shows the results. The results show that combining the spectral or SQUAREM algorithms leads to a much smaller number of function evaluations and faster convergence. Also, the new algorithms V -(0) and V -(1) require much fewer function evaluations. We can also see that the traditional algorithms $V\delta$ -(0) (joint) and $V\delta$ -(1) (joint) are not so stable, especially when combining the spectral / SQUAREM algorithms.

Note that we cannot clearly see the superior performance of V -(1) relative to V -(0) in the table. In the current setting, the values of outside option CCPs are roughly between 0.95 and 0.99, and the advantage of introducing the outside option shares in the updating equations is not so large.

Table 5: Results of Dynamic BLP Monte Carlo simulation (Perfectly durable goods; Perfect foresight)

	J	Func. Evals.						Mean	Conv.	Mean	$DIST < \epsilon_{tol}$
		Mean	Min.	25th	Median.	75th	Max.	CPU time (s)	(%)	$\log_{10}(DIST)$	(%)
V -(0)	25	2598.65	2513	2559.5	2611.5	2638.5	2652	3.535	100	-14.2	100
V -(0) + Spectral	25	491.95	413	456.5	471	490.5	732	0.73355	100	-16.8	100
V -(0) + SQUAREM	25	379.35	351	362	374.5	383	492	0.6032	100	-16.3	100
V -(1)	25	2539.5	2461	2498	2547.5	2572.5	2607	3.4376	100	-14.2	100
V -(1) + Spectral	25	486.15	416	459.5	473	491	700	0.70785	100	-16.9	100
V -(1) + SQUAREM	25	358.95	82	353.5	367	380	490	0.46135	95	-15.5	95
$V\delta$ -(0) (joint)	25	2787.65	2578	2660.5	2796.5	2877	3000	2.5892	90	-14	100
$V\delta$ -(0) (joint) + Spectral	25	1574.65	31	1286	1735.5	2049	3000	1.49735	80	-12.7	85
$V\delta$ -(0) (joint) + SQUAREM	25	1471.4	982	1174	1439	1647	2334	1.44845	100	-14.6	100
$V\delta$ -(1) (joint)	25	2781.45	2575	2656	2788.5	2867	3000	2.69165	90	-14	100
$V\delta$ -(1) (joint) + Spectral	25	1914.95	1239	1495.5	1861	2138	3000	2.0351	90	-14.8	100
$V\delta$ -(1) (joint) + SQUAREM	25	1395.6	12	1166	1442	1650	2354	1.31035	95	-13.9	95

Notes. $DIST \equiv \left\| \log(S_j^{(data)}) - \log(s_j) \right\|_{\infty}$, $\epsilon_{tol} = 1\text{E-}12$.

Maximum number of function evaluations is set to 3000.

6.2.2 Model under Inclusive value sufficiency

Next, we consider the setting where consumers form expectations based on their inclusive values. Generally, Ω_t , which includes product characteristics, is a high dimensional variable, and fully specifying their stochastic state transitions is not so realistic, especially when there are tens of products. Hence, many previous studies (e.g., Hendel and Nevo (2006), Gowrisankaran and Rysman (2012)) have employed the idea of inclusive value sufficiency. More specifically, we alternatively use inclusive value $\omega_{it} \equiv \log \left(\sum_{k \in \mathcal{J}_t} \exp(\delta_{kt} + \mu_{ikt}) \right)$ as the state of the dynamic problem. Under the setting, consumers form expectations based on the transitions of the state ω_{it} .

In this study, I set the value of T to 25, as in Sun and Ishihara (2019). Besides, unlike the case under perfect foresight, the model under inclusive value sufficiency is confined to a mostly stationary framework, and I use a common scalar $\alpha^{(n)}$ in the spectral / SQUAREM algorithms.

Because the algorithm is more complicated because we need to take grid points, I show the complete steps of the algorithm in Appendix A.10.2. Nevertheless, the idea of analytically representing δ as a function of V is the same.

Table 6 shows the results. As in the case under perfect foresight, combining the spectral / SQUAREM algorithms leads to much faster convergence. In addition, the new algorithms V -(0) and V -(1) are faster than $V\delta$ -(0) and $V\delta$ -(1), especially when combining the spectral / SQUAREM algorithms.

$\left(\left\| s_{t=1}^{(n)} \right\|_2 \quad \cdots \quad \left\| s_{t=T}^{(n)} \right\|_2 \right)$ can be computed by $\left(\left\| s_{t=1}^{(n)} \right\|_2 \quad \cdots \quad \left\| s_{t=T}^{(n)} \right\|_2 \right) = \text{sqrt.} \left(\text{colsums} \left(s^{(n)} \cdot 2 \right) \right)$. Here, “colsums” denotes the sum of the values in each column of the matrix, and “sqrt” denotes the squared root.

Table 6: Results of Dynamic BLP Monte Carlo simulation (Perfectly durable goods; Inclusive value sufficiency)

	J	Func. Evals.						Mean	Conv.	Mean	$DIST < \epsilon_{tol}$
		Mean	Min.	25th	Median.	75th	Max.	CPU time (s)	(%)	$\log_{10}(DIST)$	(%)
$V-(0)$	25	1347.25	755	1264	1368	1480.5	1799	2.3244	100	-14.9	100
$V-(0) + \text{Spectral}$	25	229.15	167	209	232.5	246.5	300	0.40905	100	-15.7	100
$V-(0) + \text{SQUAREM}$	25	224.35	178	198	223.5	241.5	309	0.39385	100	-15.5	100
$V-(1)$	25	1340.55	772	1253	1362	1478.5	1799	2.3489	100	-15	100
$V-(1) + \text{Spectral}$	25	232.2	168	215	234.5	250.5	292	0.41725	100	-15.6	100
$V-(1) + \text{SQUAREM}$	25	219.15	176	206.5	218.5	229.5	310	0.38325	100	-15.7	100
$V\delta-(0) \text{ (joint)}$	25	1374.7	705	1297.5	1399	1496.5	1806	2.11635	100	-14.9	100
$V\delta-(0) \text{ (joint)} + \text{Spectral}$	25	565.15	314	507	583	635	706	0.9322	100	-15.2	100
$V\delta-(0) \text{ (joint)} + \text{SQUAREM}$	25	562.4	370	533	569	617	720	0.86865	100	-15.1	100
$V\delta-(1) \text{ (joint)}$	25	1371.3	712	1294.5	1394.5	1495	1805	2.165	100	-14.9	100
$V\delta-(1) \text{ (joint)} + \text{Spectral}$	25	569.7	280	523.5	575.5	625	795	0.93755	100	-15.2	100
$V\delta-(1) \text{ (joint)} + \text{SQUAREM}$	25	563.7	358	525	559	615	746	0.8755	100	-15	100

Notes. $DIST \equiv \left\| \log(S_j^{(data)}) - \log(s_j) \right\|_{\infty}$, $\epsilon_{tol} = 1\text{E-}12$.
Maximum number of function evaluations is set to 3000.

7 Conclusion

This study has investigated computationally fast inner-loop algorithms for estimating static / dynamic BLP models. I provide the following ideas and insights to reduce the number of inner-loop iterations: (1). New mapping $\delta^{(n+1)} = \delta^{(n)} + \left(\log(S_j^{(data)}) - \log(s_j(\delta^{(n)})) \right) - \left(\log(S_0^{(data)}) - \log(s_0(\delta^{(n)})) \right)$ for static / dynamic BLP models; (2). Analytically represent mean product utilities δ as a function of value functions V and solve for V for dynamic BLP models; (3-1). Combine the spectral or SQUAREM algorithm; (3-2). Choice of step sizes in the spectral or SQUAREM algorithm. They are independent and easy to implement. The proposed methods would ease empirical analyses of markets with large datasets or complex demand models using the framework of static / dynamic BLP, facing problems of computational burden.

Though we consider BLP demand models, whether the ideas and insights can also be applied to other demand models, such as pure characteristics models in Berry and Pakes (2007), is an interesting topic for further research.

Finally, though we focus on improving the convergence speed of the inner-loop algorithms, we might be able to utilize the mappings with fast convergence in other estimation procedures, such as MPEC method (e.g., Dubé et al. (2012)) and sequential estimation algorithms (e.g., Lee and Seo (2015)). I leave it for further research.

References

- Aguirregabiria, V. and Marcoux, M. (2021). Imposing equilibrium restrictions in the estimation of dynamic discrete games. *Quantitative Economics*, 12(4):1223–1271.
- Arcidiacono, P. and Miller, R. A. (2011). Conditional choice probability estimation of dynamic discrete choice models with unobserved heterogeneity. *Econometrica*, 79(6):1823–1867.
- Barzilai, J. and Borwein, J. M. (1988). Two-point step size gradient methods. *IMA journal of numerical analysis*, 8(1):141–148.
- Berry, S., Levinsohn, J., and Pakes, A. (1995). Automobile prices in market equilibrium. *Econometrica*, 63(4):841–890.

- Berry, S., Levinsohn, J., and Pakes, A. (1999). Voluntary export restraints on automobiles: Evaluating a trade policy. *American Economic Review*, 89(3):400–431.
- Berry, S. and Pakes, A. (2007). The pure characteristics demand model. *International Economic Review*, 48(4):1193–1225.
- Berry, S. T. (1994). Estimating discrete-choice models of product differentiation. *The RAND Journal of Economics*, 25(2):242–262.
- Bonnet, O., Galichon, A., Hsieh, Y.-W., O’hara, K., and Shum, M. (2022). Yogurts choose consumers? estimation of random-utility models via two-sided matching. *The Review of Economic Studies*, 89(6):3085–3114.
- Conlon, C. and Gortmaker, J. (2020). Best practices for differentiated products demand estimation with pyblp. *The RAND Journal of Economics*, 51(4):1108–1161.
- Conlon, C. T. (2012). A dynamic model of prices and margins in the lcd tv industry. *mimeo*, Columbia University, 80:1433–1504.
- Dai, Y.-H., Al-Baali, M., and Yang, X. (2015). A positive barzilai–borwein-like stepsize and an extension for symmetric linear systems. In *Numerical Analysis and Optimization: NAO-III, Muscat, Oman, January 2014*, pages 59–75. Springer.
- Doi, N. (2022). A simple method to estimate discrete-type random coefficients logit models. *International Journal of Industrial Organization*, 81:102825.
- Du, Y. and Varadhan, R. (2018). Squarem: An r package for off-the-shelf acceleration of em, mm and other em-like monotone algorithms. *arXiv preprint arXiv:1810.11163*.
- Dubé, J.-P., Fox, J. T., and Su, C.-L. (2012). Improving the numerical performance of static and dynamic aggregate discrete choice random coefficients demand estimation. *Econometrica*, 80(5):2231–2267.
- Fukasawa, T. (2024). When do firms sell high durability products? The case of Light Bulb Industry. *mimeo*.
- Goeree, M. S. (2008). Limited information and advertising in the us personal computer industry. *Econometrica*, 76(5):1017–1074.
- Gowrisankaran, G. and Rysman, M. (2012). Dynamics of consumer demand for new durable goods. *Journal of Political Economy*, 120(6):1173–1219.
- Grigolon, L. and Verboven, F. (2014). Nested logit or random coefficients logit? A comparison of alternative discrete choice models of product differentiation. *Review of Economics and Statistics*, 96(5):916–935.
- Hendel, I. and Nevo, A. (2006). Measuring the implications of sales and consumer inventory behavior. *Econometrica*, 74(6):1637–1673.
- Huang, S. and Wan, Z. (2017). A new nonmonotone spectral residual method for nonsmooth nonlinear equations. *Journal of Computational and Applied Mathematics*, 313:82–101.
- Igami, M. (2017). Estimating the innovator’s dilemma: Structural analysis of creative destruction in the hard disk drive industry, 1981–1998. *Journal of Political Economy*, 125(3):798–847.
- Iizuka, T. (2007). Experts’ agency problems: evidence from the prescription drug market in japan. *The RAND journal of economics*, 38(3):844–862.
- Jamshidian, M. and Jennrich, R. I. (1997). Acceleration of the EM algorithm by using quasi-Newton methods. *Journal of the Royal Statistical Society: Series B (Statistical Methodology)*, 59(3):569–587.
- Judd, K. L. (1998). *Numerical methods in economics*. MIT press.

- Kalouptside, M. (2012). From market shares to consumer types: Duality in differentiated product demand estimation. *Journal of Applied Econometrics*, 27(2):333–342.
- Kalouptside, M., Scott, P. T., and Souza-Rodrigues, E. (2020). Linear iv regression estimators for structural dynamic discrete choice models. *Journal of Econometrics*.
- Kasahara, H. and Shimotsu, K. (2009). Nonparametric identification of finite mixture models of dynamic discrete choices. *Econometrica*, 77(1):135–175.
- Kasahara, H. and Shimotsu, K. (2012). Sequential estimation of structural models with a fixed point constraint. *Econometrica*, 80(5):2303–2319.
- La Cruz, W., Martínez, J., and Raydan, M. (2006). Spectral residual method without gradient information for solving large-scale nonlinear systems of equations. *Mathematics of computation*, 75(255):1429–1448.
- Lee, J. and Seo, K. (2015). A computationally fast estimator for random coefficients logit demand models using aggregate data. *The RAND Journal of Economics*, 46(1):86–102.
- Lee, J. and Seo, K. (2016). Revisiting the nested fixed-point algorithm in blp random coefficients demand estimation. *Economics Letters*, 149:67–70.
- Miranda, M. J. and Fackler, P. L. (2004). *Applied computational economics and finance*. MIT press.
- Nevo, A. (2001). Measuring market power in the ready-to-eat cereal industry. *Econometrica*, 69(2):307–342.
- Pakes, A. and McGuire, P. (1994). Computing Markov-Perfect Nash Equilibria: Numerical Implications of a Dynamic Differentiated Product Model. *The RAND Journal of Economics*, 25(4):555.
- Pál, L. and Sándor, Z. (2023). Comparing procedures for estimating random coefficient logit demand models with a special focus on obtaining global optima. *International Journal of Industrial Organization*, 88:102950.
- Reynaerts, J., Varadha, R., and Nash, J. C. (2012). Enhancing the convergence properties of the blp (1995) contraction mapping.
- Salanié, B. and Wolak, F. A. (2022). Fast, detail-free, and approximately correct: Estimating mixed demand systems. Technical report, Working paper.
- Schiraldi, P. (2011). Automobile replacement: a dynamic structural approach. *The RAND journal of economics*, 42(2):266–291.
- Shcherbakov, O. (2016). Measuring consumer switching costs in the television industry. *The RAND Journal of Economics*, 47(2):366–393.
- Sun, Y. and Ishihara, M. (2019). A computationally efficient fixed point approach to dynamic structural demand estimation. *Journal of Econometrics*, 208(2):563–584.
- Varadhan, R. and Gilbert, P. (2010). Bb: An r package for solving a large system of nonlinear equations and for optimizing a high-dimensional nonlinear objective function. *Journal of statistical software*, 32:1–26.
- Varadhan, R. and Roland, C. (2008). Simple and globally convergent methods for accelerating the convergence of any em algorithm. *Scandinavian Journal of Statistics*, 35(2):335–353.
- Waziri, M., Leong, W., Hassan, M., and Monsi, M. (2010). Jacobian computation-free newton method for systems of non-linear equations. *Journal of numerical Mathematics and stochastics*, 2(1):54–63.

A Additional results and discussions

A.1 Convergence properties of the mappings (Static BLP)

A.1.1 Convergence properties of $\Phi^{\delta,\gamma}$

The following proposition shows the convergence properties of the mapping $\Phi^{\delta,\gamma}$.

Proposition 5. (a). Under $\gamma \in [0, 1]$, the following inequalities hold:

$$\begin{aligned} \left\| \Phi^{\delta,\gamma}(\delta_1) - \Phi^{\delta,\gamma}(\delta_2) \right\|_{\infty} &\leq c_{\gamma} \|\delta_1 - \delta_2\|_{\infty} \\ \left\| \Phi^{\delta,\gamma}(\delta_1) - \Phi^{\delta,\gamma}(\delta_2) \right\|_{\infty} &\leq \tilde{c}_{\gamma} (\|\max\{\delta_1, \delta_2\} - \delta_1\|_{\infty} + \|\max\{\delta_1, \delta_2\} - \delta_2\|_{\infty}) \\ &\leq 2\tilde{c}_{\gamma} \cdot \|\delta_1 - \delta_2\|_{\infty} \end{aligned}$$

where $c_{\gamma} \equiv \sup_{j \in \mathcal{J}, \delta \in B_{\delta}} \sum_{k \in \mathcal{J}} \left| \sum_i s_{ik} \left(\frac{w_i s_{ij}(\delta)}{s_j(\delta)} - \gamma \frac{w_i s_{i0}(\delta)}{s_0(\delta)} \right) \right|$ and

$$\tilde{c}_{\gamma} \equiv \begin{cases} \sup_{i \in \mathcal{I}, J^* \subset \mathcal{J}, \delta} s_{iJ^*}(\delta) = \sup_{i \in \mathcal{I}, \delta} (1 - s_{i0}(\delta)) \leq 1 & \text{if } \gamma = 0 \\ \sup_{i \in \mathcal{I}, J^* \subset \mathcal{J}, \delta} s_{iJ^*}(\delta) - \inf_{i \in \mathcal{I}, J^* \subset \mathcal{J}, \delta} s_{iJ^*}(\delta) \leq 1 & \text{if } \gamma = 1 \\ \max \left\{ \sup_{i \in \mathcal{I}, J^* \subset \mathcal{J}, \delta \in B_{\delta}} s_{iJ^*}(\delta) - \gamma \inf_{i \in \mathcal{I}, J^* \subset \mathcal{J}, \delta \in B_{\delta}} s_{iJ^*}(\delta), \right. \\ \quad \left. \gamma \sup_{i \in \mathcal{I}, J^* \subset \mathcal{J}, \delta \in B_{\delta}} s_{iJ^*}(\delta) - \inf_{i \in \mathcal{I}, J^* \subset \mathcal{J}, \delta \in B_{\delta}} s_{iJ^*}(\delta) \right\} & \text{Otherwise} \end{cases}$$

(b). Under $\gamma = 0$,

$$\left\| \Phi^{\delta,\gamma=0}(\delta_1) - \Phi^{\delta,\gamma=0}(\delta_2) \right\|_{\infty} \leq \sup_{i \in \mathcal{I}, \delta \in B_{\delta}} (1 - s_{i0}(\delta)) \cdot \|\delta_1 - \delta_2\|_{\infty} \leq \|\delta_1 - \delta_2\|_{\infty} \text{ holds.}$$

(c). If $|\mathcal{J}| = 1$,

$$\left\| \Phi^{\delta,\gamma}(\delta_1) - \Phi^{\delta,\gamma}(\delta_2) \right\|_{\infty} \leq \tilde{c}_{\gamma} \cdot \|\delta_1 - \delta_2\|_{\infty} \leq \|\delta_1 - \delta_2\|_{\infty}$$

First, we consider the case of $|\mathcal{J}| = 1$ (only one product). The proposition implies $\Phi^{\delta,\gamma=0}$ (BLP contraction mapping) has a contraction property³⁵ with modulus $\sup_{i \in \mathcal{I}, J^* \subset \mathcal{J}} s_{iJ^*}(\delta) = 1 - \inf_{i \in \mathcal{I}} s_{i0}(\delta)$. In contrast, $\Phi^{\delta,\gamma=1}$ has a contraction property with modulus $\sup_{i \in \mathcal{I}, J^* \subset \mathcal{J}} s_{iJ^*}(\delta) - \inf_{i \in \mathcal{I}, J^* \subset \mathcal{J}} s_{iJ^*}(\delta) < \sup_{i \in \mathcal{I}, J^* \subset \mathcal{J}} s_{iJ^*}(\delta)$. Hence, we can expect that the latter attains faster convergence.

When $|\mathcal{J}| > 1$ holds, there is no guarantee that c_{γ} is less than 1. Hence, there is no guarantee that $\Phi^{\delta,\gamma=1}$ is a contraction. Nevertheless, $c_{\gamma=1}$ takes a small value when the consumer heterogeneity, measured by $\frac{s_{ij}}{s_j} - \frac{s_{i0}}{s_0}$, is small. If there is no consumer heterogeneity, $\frac{s_{ij}}{s_j} - \frac{s_{i0}}{s_0} = 0$ holds, and the modulus is equal to 0. It implies the iteration using the mapping immediately converges to the solution. The proposition also implies that the magnitude of consumer heterogeneity is important for the convergence speed of $\Phi^{\delta,\gamma=1}$.

Besides, the inequality $\left\| \Phi^{\delta,\gamma}(\delta_1) - \Phi^{\delta,\gamma}(\delta_2) \right\|_{\infty} \leq \tilde{c}_{\gamma} (\|\max\{\delta_1, \delta_2\} - \delta_1\|_{\infty} + \|\max\{\delta_1, \delta_2\} - \delta_2\|_{\infty})$ for $|\mathcal{J}| \in \mathbb{N}$ implies

$$\left\| \Phi^{\delta,\gamma}(\delta_1) - \Phi^{\delta,\gamma}(\delta_2) \right\|_{\infty} \leq \tilde{c}_{\gamma} \|\delta_1 - \delta_2\|_{\infty} = (\sup_{i \in \mathcal{I}, J^* \subset \mathcal{J}, \delta} s_{iJ^*}(\delta) - \inf_{i \in \mathcal{I}, J^* \subset \mathcal{J}, \delta} s_{iJ^*}(\delta)) \|\delta_1 - \delta_2\|_{\infty} \leq \|\delta_1 - \delta_2\|_{\infty} \text{ under } \delta_1 \geq \delta_2. \text{ Hence, } \Phi^{V,\gamma=1} \text{ has a property similar to contractions.}$$

Remark 12. If we assume $B_{\delta} = \mathbb{R}^{|\delta|}$, the value of $\sup_{i \in \mathcal{I}, \delta \in B_{\delta}} (1 - s_{i0}(\delta))$ can be 1, which implies $\Phi^{\delta,\gamma=0}$ is not a contraction, strictly speaking. Hence, we should restrict the domain or the range of the mapping $\Phi^{\delta,\gamma=0}$ to guarantee that the mapping is a contraction, as discussed in the Appendix of Berry et al. (1995).

A.1.2 Convergence properties of $\Phi^{\delta,\gamma}$

We define the following terms:+

³⁵See also Remark 12.

$$\begin{aligned}
prob_{0|i_2}(V) &\equiv \frac{1}{1 + \sum_{j \in \mathcal{J}} S_j^{(data)} \frac{\exp(\mu_{i_2 j})}{\sum_{i \in \mathcal{I}} w_i \exp(\mu_{ij}) \exp(-V_i)}}, \\
prob_{I^*|j}(V) &\equiv \frac{\sum_{i \in I^* \subset \mathcal{I}} w_i \exp(\mu_{ij}) \exp(-V_i)}{\sum_{i \in \mathcal{I}} w_i \exp(\mu_{ij}) \exp(-V_i)}, \\
prob_{I^*|0}(V) &\equiv \frac{\sum_{i \in I^* \subset \mathcal{I}} w_i \exp(-V_i)}{\sum_{i \in \mathcal{I}} w_i \exp(-V_i)}.
\end{aligned}$$

Intuitively, $prob_{0|i}$ denotes the probability that consumer i chooses alternative j . $prob_{I^* \subset \mathcal{I}|j}$ denotes the fraction of consumers in group $I^* \subset \mathcal{I}$ choosing alternative j among those choosing j .

Then, we obtain the following results regarding the convergence properties of $\Phi^{V,\gamma}$.

Proposition 6. (a). Under $\gamma \in [0, 1]$, the following inequalities hold:

$$\begin{aligned}
\|\Phi^{V,\gamma}(V_1) - \Phi^{V,\gamma}(V_2)\|_\infty &\leq 2 \sup_{i_2 \in \mathcal{I}, V \in B_V} \left((1 - prob_{0|i_2}(V)) \cdot \left(\frac{\sum_{i \in \mathcal{I}} w_i \exp(-V_i)}{S_0^{(data)}} \right)^\gamma \right) \cdot \|V_1 - V_2\|_\infty, \\
\|\Phi^{V,\gamma}(V_1) - \Phi^{V,\gamma}(V_2)\|_\infty &\leq \sup_{i \in \mathcal{I}, V \in B_V} \left((1 - prob_{0|i}(V)) \cdot \left(\frac{\sum_{i \in \mathcal{I}} w_i \exp(-V_i)}{S_0^{(data)}} \right)^\gamma \right) \cdot \\
&\quad \sup_{I^* \subset \mathcal{I}, j \in \mathcal{J}, V \in B_V} |prob_{I^*|j}(V) - \gamma prob_{I^*|0}(V)| \cdot \\
&\quad (\|\max\{V_1, V_2\} - V_1\|_\infty + \|\max\{V_1, V_2\} - V_2\|_\infty).
\end{aligned}$$

(b). Under $\gamma = 0$, $\|\Phi^{V,\gamma}(V_1) - \Phi^{V,\gamma}(V_2)\|_\infty \leq \sup_{V \in B_V, i_2 \in \mathcal{I}} ((1 - prob_{0|i_2}(V))) \cdot \|V_1 - V_2\|_\infty \leq \|V_1 - V_2\|_\infty$ holds.

The result in (b) corresponds to the contraction property of the BLP contraction mapping $\Phi^{\delta,\gamma=0}$. Regarding the results in (a), the first inequality implies $\Phi^{V,\gamma}$ is not always a contraction mapping if $2 \sup_{i_2 \in \mathcal{I}, V \in B_V} \left((1 - prob_{0|i_2}(V)) \cdot \left(\frac{\sum_{i \in \mathcal{I}} w_i \exp(-V_i)}{S_0^{(data)}} \right)^\gamma \right) > 1$. Nevertheless, the second inequality shows it has a property similar to contraction mappings and has good convergence properties. Here, consider the setting where $\frac{\sum_{i \in \mathcal{I}} w_i \exp(-V_i)}{S_0^{(data)}} \approx 1$, $V^* > V$, and $\gamma = 1$. Then, $\|\Phi^{V,\gamma}(V) - \Phi^{V,\gamma}(V^*)\|_\infty \leq \sup_{i \in \mathcal{I}, B \in B_V} ((1 - prob_{0|i}(V))) \cdot \sup_{I^* \subset \mathcal{I}, j \in \mathcal{J}, V \in B_V} |prob_{I^*|j}(V) - prob_{I^*|0}(V)| \cdot \|V^* - V\|_\infty$ holds. $\sup_{I^* \subset \mathcal{I}, j \in \mathcal{J}, V \in B_V} |prob_{I^*|j}(V) - prob_{I^*|0}(V)|$ is the maximum absolute value of the difference between $prob_{I^*|0}(V)$ and $prob_{I^*|j}(V)$, and it is less than 1. Hence, $\|\Phi^{V,\gamma}(V) - \Phi^{V,\gamma}(V^*)\|_\infty \leq \exists K \|V^* - V\|_\infty \leq \|V^* - V\|_\infty$ ($K \leq 1$) holds under the setting.

Besides, $prob_{I^*|j}(V) - prob_{I^*|0}(V)$ take small values when the consumer heterogeneity is small, implying we can attain high convergence speed in the model with small consumer heterogeneity. If the size of consumer heterogeneity is zero as in logit models without random coefficients, the mapping is equivalent to $\Phi^{V,\gamma=1}(V) = \log \left(1 + \left(\sum_{j \in \mathcal{J}} S_j^{(data)} \right) \cdot \left(\frac{1}{S_0^{(data)}} \right) \right) = -\log(S_0^{(data)})$, whose right hand side is the solution of the fixed point problem, and it immediately converges to the solution after applying the mapping $\Phi^{V,\gamma=1}$ once.

A.2 The case with large consumer heterogeneity

As discussed in Appendix A.1, the size of consumer heterogeneity is critical for the performance of the new mappings $\Phi^{\delta,\gamma=1}, \Phi^{V,\gamma=1}$. This section shows results under large consumer heterogeneity. Unlike the standard setting with relatively small consumer heterogeneity experimented in Dubé et al. (2012), Lee and Seo (2015) and others, applying the mapping $\Phi^{\delta,\gamma=1}, \Phi^{V,\gamma=1}$ did not lead to convergence. Nevertheless, the spectral algorithm works well even under the setting.

Settings

Consumer i 's utility when choosing product j is $U_{ij} = \delta_j + \mu_{ij} + \epsilon_{ij}$, and utility when not buying anything is $U_{i0} = \epsilon_{i0}$. Suppose ϵ follows Gumbel distribution. Let $|\mathcal{J}| = 2$ (2 products), $|\mathcal{I}| = 2$ (2 consumer types), $\delta_{j=1} = 0$, $\delta_{j=2} = -1$, and $\mu_{i=1,j=1} = \mu_{i=2,j=2} = 10$, $\mu_{i=1,j=2} = \mu_{i=2,j=1} = 0$, $w_{i=1} = 0.1$, $w_{i=2} = 0.9$.

Table 7 shows the choice probabilities for each consumer type. As the table shows, there is large consumer heterogeneity: Type 1 consumers strongly prefer product 1, and type 2 consumers strongly prefer product 2.

Table 7: Choice probabilities by consumer types

	$i = 1$	$i = 2$
$j = 1$	0.9999	0.0001
$j = 2$	0.0000	0.9998
$j = 0$	0.0000	0.0001

Unlike the setting in Section 6, I use the true $\mu_{ij}(i = 1, 2; j = 1, 2)$ to solve for δ , to make the setting replicable.

Results

Table 8 shows the results. When we apply the algorithm δ -(1) (mapping $\Phi^{\delta, \gamma=1}$), the algorithm does not converge. Regarding δ -(1), Figure 3 shows the trend of the norm $\|\delta_j^{(n+1)} - \delta_j^{(n)}\|_\infty$. If the mapping $\Phi^{\delta, \gamma=1}$ is a contraction, the value of $\|\delta_j^{(n+1)} - \delta_j^{(n)}\|_\infty$ should decrease as the number of iterations increases, and $\|\delta_j^{(n+2)} - \delta_j^{(n+1)}\|_\infty - \|\delta_j^{(n+1)} - \delta_j^{(n)}\|_\infty < 0$ should hold. Nevertheless, they do not hold in the figure. This implies that δ -(1) is not a contraction in the current setting.

Nevertheless, even when using δ -(1), combining the spectral algorithm works well, as shown in the number of function evaluations.

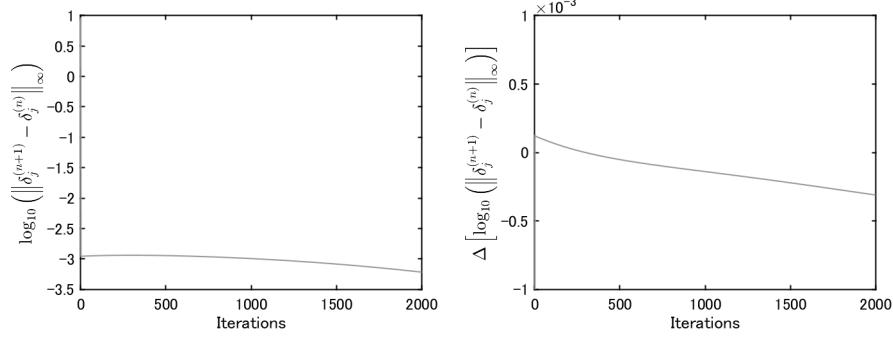
Table 8: Results of Monte Carlo simulation (Static BLP model; Too large consumer heterogeneity)

	J	Func. Evals.						Mean	Conv.	$\log_{10}(DIST)$	$DIST < \epsilon_{tol}$ (%)
		Mean	Min.	25th	Median.	75th	Max.	CPU time (s)	(%)		
δ -(0) (BLP)	25	2000	2000	2000	2000	2000	2000	0.099	0	-3.8	0
δ -(0) (BLP) + Spectral	25	41	41	41	41	41	41	0.005	100	-13.7	100
δ -(0) (BLP) + SQUAREM	25	119	119	119	119	119	119	0.006	100	-13.1	100
δ -(1)	25	2000	2000	2000	2000	2000	2000	0.073	0	-4.2	0
δ -(1) + Spectral	25	98	98	98	98	98	98	0.005	100	-14.9	100
δ -(1) + SQUAREM	25	35	35	35	35	35	35	0.001	100	-14.2	100
V -(0)	25	2000	2000	2000	2000	2000	2000	0.103	0	-3.4	0
V -(0) + Spectral	25	36	36	36	36	36	36	0.004	100	-14.9	100
V -(0) + SQUAREM	25	1013	1013	1013	1013	1013	1013	0.052	100	-13.1	100
V -(1)	25	2000	2000	2000	2000	2000	2000	0.095	0	-4.9	0
V -(1) + Spectral	25	36	36	36	36	36	36	0.003	100	-15.5	100
V -(1) + SQUAREM	25	58	58	58	58	58	58	0.003	100	-14	100

Notes.

$DIST \equiv \left\| \log(S_j^{(data)}) - \log(s_j) \right\|_\infty$, $\epsilon_{tol} = 1\text{E-}12$.

Maximum number of function evaluations is set to 2000.

Figure 3: Example of non-contraction mapping δ -(1)

Note.

$\Delta \log_{10} \left(\left\| \delta_j^{(n+1)} - \delta_j^{(n)} \right\|_{\infty} \right)$ is defined by $\log_{10} \left(\left\| \delta_j^{(n+2)} - \delta_j^{(n+1)} \right\|_{\infty} \right) - \log_{10} \left(\left\| \delta_j^{(n+1)} - \delta_j^{(n)} \right\|_{\infty} \right)$.

A.3 Choice of step sizes in the spectral / SQUAREM algorithm

Here, I show the results of static BLP Monte Carlo simulations under alternative choices of step sizes $(\alpha_{S1}, \alpha_{S2})$. In addition to these step sizes, I also experiment the step size $\alpha'_{S3} \equiv \text{sgn}(s^{(n)'}y^{(n)}) \frac{\|s^{(n)}\|_2}{\|y^{(n)}\|_2}$, which introduced in the BB package of R language. Here, $\text{sgn}(s^{(n)'}y^{(n)})$ denotes the sign of $s^{(n)'}y^{(n)}$. Results are shown in Tables 9, 10, and 11. Unlike the case of α_{S3} , the algorithms sometimes do not converge, and lead to slower convergence under these specifications. The results imply choosing the step size α_{S3} is better from the viewpoint of stable and fast convergence.

Note that using the step sizes α_{S1}, α_{S2} do not always lead to much worse performance. Table 12 shows the performance of each algorithm under different choice of the step size, using Nevo (2001)'s dataset. In the case of the estimation using Nevo (2001)'s dataset, the total number of function evaluation are mostly the same for all the step sizes.

In Table 13, I show the list of built-in packages of the spectral and SQUAREM algorithms. The step size α_{S3} is not available in all the built-in packages of the spectral / SQUAREM algorithms. Though using α_{S3} is desirable, they are not available in all the packages. Using built-in packages with step size α_{S1}, α_{S2} might be sufficient for practitioners who would like to use built-in packages rather than delving into coding issues.

Table 9: Results of Monte Carlo simulation (Static BLP model; Continuous consumer types; α_{S1})

	J	Func. Evals.						Mean	Conv.	Mean	$DIST < \epsilon_{tol}$
		Mean	Min.	25th	Median.	75th	Max.	CPU time (s)	(%)	$\log_{10}(DIST)$	(%)
δ -(0) (BLP) + Spectral	250	135.1	14	22	29.5	40	1000	0.44626	90	-13.6	92
δ -(0) (BLP) + SQUAREM	250	223.3	15	23	32	41	1000	0.70986	80	-12.6	82
δ -(1) + Spectral	250	14.4	8	12	14	16	24	0.04972	100	-15.2	100
δ -(1) + SQUAREM	250	14.64	9	12	15	16	23	0.04886	100	-15.4	100
V -(0) + Spectral	250	30.14	13	21	26.5	38	64	0.11384	100	-14.8	100
V -(0) + SQUAREM	250	33.5	15	22	28	36	158	0.13004	100	-14.7	100
V -(1) + Spectral	250	17.36	10	13	16	21	31	0.06754	100	-15.1	100
V -(1) + SQUAREM	250	36.46	11	14	16	18	1000	0.1545	98	-14.8	98

Notes. $DIST \equiv \left\| \log(S_j^{(data)}) - \log(s_j) \right\|_{\infty}$, $\epsilon_{tol} = 1E-12$.

Number of simulation draws is set to 1000.

Maximum number of function evaluations is set to 1000.

Mean Outside option share is 0.307.

Table 10: Results of Monte Carlo simulation (Static BLP model; Continuous consumer types; α_{S2})

	J	Number of iterations						Mean	Conv.	Mean	$DIST < \epsilon_{tol}$
		Mean	Min.	25th	Median.	75th	Max.	CPU time (s)	(%)	$\log_{10}(DIST)$	(%)
δ -(0) (BLP) + Spectral	250	62.66	15	22	32	42	1000	0.2387	92	-13.5	92
δ -(0) (BLP) + SQUAREM	250	42.12	10	23	30	39	218	0.14732	96	NaN	96
δ -(1) + Spectral	250	14.52	8	12	15	16	23	0.05746	100	-15.2	100
δ -(1) + SQUAREM	250	14.78	9	12	15	16	22	0.05676	100	-15.5	100
V -(0) + Spectral	250	33.06	12	21	26.5	35	139	0.13364	100	-14.9	100
V -(0) + SQUAREM	250	51.12	15	22	29	39	1000	0.17924	98	-14.4	98
V -(1) + Spectral	250	18.16	10	14	15.5	22	40	0.07464	100	-15.2	100
V -(1) + SQUAREM	250	17.18	4	14	16	19	32	0.06974	98	NaN	98

Notes. $DIST \equiv \left\| \log(S_j^{(data)}) - \log(s_j) \right\|_{\infty}$, $\epsilon_{tol} = 1\text{E-}12$.

Number of simulation draws is set to 1000.

Maximum number of function evaluations is set to 1000.

Mean Outside option share is 0.307.

Table 11: Results of Monte Carlo simulation (Static BLP model; Continuous consumer types; α'_{S3})

	J	Func. Evals.						Mean	Conv.	Mean	$DIST < \epsilon_{tol}$
		Mean	Min.	25th	Median.	75th	Max.	CPU time (s)	(%)	$\log_{10}(DIST)$	(%)
δ -(0) (BLP) + Spectral	250	74.28	15	23	30	38	1000	0.2671	96	-14.1	96
δ -(0) (BLP) + SQUAREM	250	46.88	15	24	30	46	274	0.15938	100	-14.4	100
δ -(1) + Spectral	250	14.44	8	12	14.5	16	23	0.05114	100	-15.2	100
δ -(1) + SQUAREM	250	14.78	9	12	15	16	24	0.05044	100	-15.4	100
V -(0) + Spectral	250	31.9	13	22	27	36	89	0.1259	100	-14.8	100
V -(0) + SQUAREM	250	31.38	15	21	28	37	78	0.1179	100	-14.7	100
V -(1) + Spectral	250	18.08	10	14	16	21	53	0.06992	100	-15.1	100
V -(1) + SQUAREM	250	17.22	11	14	16	20	30	0.06652	100	-15.2	100

Notes. $DIST \equiv \left\| \log(S_j^{(data)}) - \log(s_j) \right\|_{\infty}$, $\epsilon_{tol} = 1\text{E-}12$.

Number of simulation draws is set to 1000.

Maximum number of function evaluations is set to 1000.

Mean Outside option share is 0.307.

Table 12: Estimation results using Nevo (2001)’s dataset under different step sizes

	Mean feval	Total obj eval	Total feval	Objective
δ -(1) + Spectral (S1)	19.738	57	105758	4.562
δ -(1) + Spectral (S2)	19.249	57	103137	4.562
δ -(1) + Spectral (S3)	19.209	57	102921	4.562
δ -(1) + Spectral (S1)+Globalization	19.748	57	105809	4.562
δ -(1) + Spectral (S2)+Globalization	19.286	57	103334	4.562
δ -(1) + Spectral (S3)+Globalization	19.215	57	102952	4.562
δ -(1) + SQUAREM (S1)	19.215	57	102952	4.562
δ -(1) + SQUAREM (S2)	19.215	57	102952	4.562
δ -(1) + SQUAREM (S3)	19.911	57	106683	4.562

Notes.

“Total obj eval” denotes the total number of objective evaluations in the GMM estimation.

“Total feval” denotes the total number of function evaluations in the GMM estimation.

“Objective” denotes the GMM objective value.

“Mean feval” denotes the mean number of function evaluations, defined by Total feval / (Number of markets \times Total objective evaluations).

Table 13: Built-in packages of Spectral / SQUAREM algorithms (Main programming languages)

Function	Package	Version	Language	S1	S2	S3	S3’
dfsane	BB ³⁶	2019.10-1	R	method=2*	method=1		method=3
squarem	SQUAREM ³⁷	2021.1	R	method=1	method=2	method=3*	
df-sane	Scipy ³⁸	v 1.12.0	Python		*		
df-sane	Pyblp (based on Scipy df-sane function)	0.13.0	Python		*		
SQUAREM	Pyblp ³⁹	0.13.0	Python	scheme=1	scheme=2	scheme=3*	
dfsane	JuliaNLSolvers ⁴⁰	v0.5.0	Julia		*		
dfsane	NonlinearSolve ⁴¹	v3.8.0	Julia		*		

Notes.

“*” denotes the default in each package.

S3’ corresponds to the algorithm with step size $\alpha_{S3*} \equiv \text{sgn} \left(s^{(n)'} y^{(n)} \right) \frac{\|s^{(n)}\|_2}{\|y^{(n)}\|_2}$, where $\text{sgn} \left(s^{(n)'} y^{(n)} \right)$ denotes the sign of $s^{(n)'} y^{(n)}$.

A.4 The effect of inner loop error on the outer loop convergence

In Table 4 of Section 6.1, I show the results of replication exercises using Berry et al (1995, 1999)’s dataset by setting the outer-loop tolerance to 1E-4. Below, I show the results under the setting where I set the outer-loop tolerance to 1E-8 as in Conlon and Gortmaker (2020). Table 14 shows the results.

³⁶Varadhan and Gilbert (2010)

³⁷Du and Varadhan (2018)

³⁸<https://docs.scipy.org/doc/scipy/reference/optimize.root-dfsane.html>

³⁹Conlon and Gortmaker (2020)

⁴⁰<https://github.com/JuliaNLSolvers/NLSolvers.jl>

⁴¹<https://github.com/SciML/NonlinearSolve.jl>

Table 14: Estimation using Berry et al.(1995, 1999)’s dataset (Tight outer-loop tolerance case)

	Mean feval	Total obj eval	Total feval	Objective
δ -(1) + Spectral	42.319	129	109182	497.336
δ -(1) + Squarem	45.244	117	105870	497.336
δ -(1)	199.936	124	495841	497.336
δ -(0) + Spectral	45.236	151	136613	497.336
δ -(0) + Squarem	43.871	177	155302	497.336
δ -(0)	232.532	106	492968	497.336

Notes.

“Total obj eval” denotes the total number of objective evaluations in the GMM estimation.

“Total feval” denotes the total number of function evaluations in the GMM estimation.

“Objective” denotes the GMM objective value.

“Mean feval” denotes the mean number of function evaluations, defined by Total feval / (Number of markets \times Total objective evaluations).

Outer loop tolerance is set to 1E-8.

One remarkable point is that the total number of objective evaluations differs across different inner-loop algorithms. Though the results might seem unnatural considering the tight inner-loop tolerance level 1E-14 and mostly the same estimated parameters, they are not unusual taking account of the effect of inner-loop error on the outer-loop optimization algorithm. In the Monte Carlo simulation above, I apply the L-BFGS-B optimization algorithm as the outer-loop optimization method, which is the default in PyBLP and classified as one of the quasi-Newton methods. Intuitively, when we apply quasi-Newton type outer-loop optimization algorithms, outer-loop step sizes might be sensitive to inner-loop numerical errors, even when search directions are not so biased. This implies that the convergence speed of the outer-loop optimization algorithm might be sensitive to inner-loop numerical errors.⁴²

Here, we discuss why the convergence speed of the outer-loop optimization algorithm might be sensitive to inner-loop numerical errors, by developing a simple analytical framework. To clarify the point, we assume there is only one nonlinear parameter θ . Let $Q(\theta)$ be the GMM objective function given θ , and let $g = \frac{\partial Q}{\partial \theta}$ be the true derivative of the GMM objective function with respect to θ . Nevertheless, when we apply a nested-fixed point algorithm, we incur inner-loop numerical errors, and we obtain another GMM objective function $\tilde{Q}(\theta)$, which might be different from Q . We further assume $\tilde{Q}(\theta)$ is differentiable and let \tilde{g} be the derivative.⁴³

When we apply the quasi-Newton type optimization algorithms, parameter θ is iteratively updated until convergence in the following way: $\theta^{(n+1)} = \theta^{(n)} - \lambda_n B_n^{-1} \tilde{g}(\theta^{(n)})$. Here, B_n is the approximation of $\nabla_{\theta} \tilde{g}$. Generally it is computed using the past values of $\theta^{(n)}$ and $\tilde{g}(\theta^{(n)})$. $B_n^{-1} \tilde{g}(\theta^{(n)})$ denotes the search direction, and $\lambda_n \in (0, 1]$ denotes the step size. The value of the scalar λ_n is chosen based on the values of $\tilde{g}(\theta^{(n)})$ and B_n in the line search process.

This updating equation implies the convergence speed of θ largely depends on the values of $\nabla_{\theta} \tilde{g}$. If $\nabla_{\theta} \tilde{g}$ is largely affected by the inner-loop numerical errors, inner-loop numerical errors might largely affect the convergence speed. The following simple proposition implies $\nabla_{\theta} \tilde{g}$ might be largely biased even when \tilde{g} is not:

Proposition 7. Suppose $\sup_{x \in \mathbb{R}} |g(x) - \tilde{g}(x)| \leq \epsilon$ and $\sup_{x \in \mathbb{R}} |g(x)| \leq C$, $\sup_{x \in \mathbb{R}} |\tilde{g}(x)| < C$. Then, $\sup_{x \in \mathbb{R}} |g'(x) - \tilde{g}'(x)| \leq 4\sqrt{\epsilon C}$ holds.

The proposition implies the error of $|g'(x) - \tilde{g}'(x)|$ is of order $\epsilon^{\frac{1}{2}}$ when the error of $|g(x) - \tilde{g}(x)|$ is of order ϵ . For instance, even when we set the inner-loop tolerance level to $\epsilon=1\text{E-}14$ and the numerical error of \tilde{g} relative

⁴²Dubé et al. (2012) and Lee and Seo (2016) formally discussed the effect of inner-loop numerical errors on estimated parameters. In contrast, our current focus is on the convergence speed of the outer loop. Note that the argument holds even when we analytically compute the derivative of the GMM objective function concerning the candidate parameters. When we compute the derivative by numerical derivation, the problem might worsen.

⁴³As discussed in Dubé et al. (2012), in general there is no guarantee that $\tilde{Q}(\theta)$ is differentiable. Nevertheless, essential ideas would not be lost with this assumption.

to g is of order $1\text{E-}14$, the bias in \tilde{g}' might be of order $\sqrt{\epsilon} = 1\text{E-}7$. In PyBLP, the default outer-loop tolerance level of the L-BFGS-B algorithm is $1\text{E-}8$, and the numerical error in \tilde{g}' is not negligible when we evaluate the convergence.

A.5 Kalouptside (2012)'s method

Here, we discuss the method proposed in Kalouptside (2012). The method was originally developed for static BLP models with a small number of consumer types.

Kalouptside (2012) defined a term $r_i \equiv \log(w_i s_{i0})$ where $s_{i0} \equiv \frac{1}{\exp(V_i)}$, and proposed to solve for r by the mapping $F : \mathbb{R}^I \rightarrow \mathbb{R}^I$:

$$F_i(r) = \begin{cases} r_i + \log(w_i) - \log\left(\sum_{j=1}^J S_j^{(data)} \frac{\exp(\mu_{ij} + r_i)}{\sum_{i=1}^I \exp(\mu_{ij} + r_i)} + S_0^{(data)} \frac{\exp(r_i)}{\sum_{i=1}^I \exp(r_i)}\right) & i = 1, \dots, I-1, \\ \log\left(S_0^{(data)} - \sum_{i=1}^{I-1} \exp(F_i(r))\right) & i = I. \end{cases}$$

Note that $\delta_j = \log\left(S_j^{(data)}\right) - \log\left(\sum_{i=1}^I w_i \exp(\mu_{ij} + r_i)\right)$ holds.

Nevertheless, the problem of the algorithm is that the outputs of the mapping F do not necessarily take real numbers when $S_0^{(data)} - \sum_{i=1}^{I-1} \exp(F_i(r)) \leq 0$. Hence, Kalouptside (2012) defined \tilde{r} such that $\tilde{r}_i \equiv r_i - r_{i=I}$ ($i = 1, \dots, I-1$), $r_{i=I} = 0$, and proposed the alternative mapping $\tilde{F} : \mathbb{R}^{I-1} \rightarrow \mathbb{R}^{I-1}$ to solve for \tilde{r} :

$$\tilde{F}_i(\tilde{r}) = \tilde{r}_i + \log(w_i) - \log\left(\sum_{j=1}^J S_j^{(data)} \frac{\exp(\mu_{ij} + \tilde{r}_i)}{\sum_{i=1}^I \exp(\mu_{ij} + \tilde{r}_i)} + S_0^{(data)} \frac{\exp(\tilde{r}_i)}{\sum_{i=1}^I \exp(\tilde{r}_i)}\right) \quad (i = 1, \dots, I-1).$$

Note that $r_i = \tilde{r}_i + \log(S_0^{(data)}) - \log\left(\sum_{i=1}^I \exp(\tilde{r}_i)\right)$ holds.

Based on the observations that the algorithm using F usually converged, and the algorithms using \tilde{F} were slower, Kalouptside (2012) proposed a mixed algorithm, which uses F by default, but switches to \tilde{F} when $S_0^{(data)} - \sum_{i=1}^{I-1} \exp(F_i(r)) < 0$ occurs.

Because $r_i = \log(w_i s_{i0}^{(ccp)}) = \log(w_i) - V_i$, the mapping $F(r)$ is essentially equivalent to the following mapping of V :

$$G_i(V) = \begin{cases} \log\left(\sum_{j=1}^J S_j^{(data)} \frac{\exp(\mu_{ij})}{\sum_{i=1}^I w_i \exp(\mu_{ij} - V_i)} + \frac{S_0^{(data)}}{\sum_{i=1}^I w_i \exp(-V_i)}\right) & i = 1, \dots, I-1, \\ -\log\left(\frac{S_0^{(data)} - \sum_{i=1}^{I-1} w_i \exp(-G_i(V))}{w_{i=I}}\right) & i = I. \end{cases}$$

When trying Kalouptside (2012)'s two algorithms in the settings of Table 1 and 2 (continuous consumer types) by introducing 1000 simulation draws, I found they always failed to converge. To validate the performance of the algorithm in the setting with a small number of consumer types, which Kalouptside (2012) originally considered, I also evaluate the performance of the algorithms by setting the number of simulation draws to 2.

Table 15 shows the results. The results show that algorithms δ -(1) and V -(1) perform much better than Kalouptside (2012)'s algorithms, though the latter performs on average better than the BLP contraction mapping. The results suggest that the performance of Kalouptside (2012)'s algorithms is sensitive to the number of consumer types. Still, algorithms δ -(1) and V -(1) perform well regardless of the number of consumer types.

Table 15: Results of Monte Carlo simulation (Static BLP model; 2 consumer types)

	J	Func. Evals.						Mean	Conv.	Mean	$DIST < \epsilon_{tol}$
		Mean	Min.	25th	Median.	75th	Max.	CPU time (s)	(%)	$\log_{10}(DIST)$	(%)
δ -(0) (BLP)	250	254.86	16	45	114.5	269	1000	0.01602	86	-12.9	88
δ -(0) (BLP) + Spectral	250	36.82	10	16	23.5	34	308	0.00322	100	-14.4	100
δ -(0) (BLP) + SQUAREM	250	61.44	10	19	26	47	1000	0.00372	98	-14.5	98
δ -(1)	250	18.26	6	11	14	19	103	0.0014	100	-14.9	100
δ -(1) + Spectral	250	9.12	5	7	8	11	16	0.001	100	-15.6	100
δ -(1) + SQUAREM	250	9.76	5	8	9	11	18	0.00086	100	-15.9	100
V -(0)	250	261.36	15	54	119	306	1000	0.02228	86	-12.9	88
V -(0) + Spectral	250	16.84	9	12	15	19	52	0.00182	100	-15.4	100
V -(0) + SQUAREM	250	20.92	9	14	19	27	54	0.0018	100	-15.1	100
V -(1)	250	19	6	11	13	19	121	0.00188	100	-14.8	100
V -(1) + Spectral	250	11.9	5	8	10	15	30	0.0014	100	-15.2	100
V -(1) + SQUAREM	250	12.82	6	9	11.5	16	25	0.00124	100	-15	100
Kalouptsidi (2012) (1)	250	65.38	45	47	50	58	305	0.0022	100	-14.3	100
Kalouptsidi (2012) (2)	250	60.44	45	47	50	58	249	0.00206	100	-14.3	100

Notes.

Number of simulation draws is set to 2 to represent the model with two consumer types.

Kalouptsidi (2012) (1) denotes the mixed algorithm updating r . Kalouptsidi (2012) (2) denotes the algorithm updating \tilde{r} .

Kalouptsidi (2012) argued that her algorithm works well under $I \ll J$ because the algorithm solves for I (lower)-dimensional vector rather than J (higher)-dimensional vector. Nevertheless, it seems the discussion is not correct, because the algorithms V -(0), V -(1) worked mostly the same as the algorithms δ -(0), δ -(1), even when $I = 1000 > 25 = J$, as demonstrated in Section 6. As discussed in Section 3.3, mappings of V and δ have dualistic relations. Based on the discussion in Section 3, in the context of static BLP estimation, it seems that what determines the convergence speed is not the dimensions of variables we solve for, but the form of fixed-point mappings.

A.6 Further discussions on Variable-type-specific step sizes in the spectral algorithm

We continue the discussion in Section 5.3 on introducing variable-type-specific step sizes in the spectral algorithm. We can think of two analytical justifications for the variable-type-specific step sizes. We discuss them below.

Justification 1

As discussed in Section 5.1, a scalar α_{S3} is derived from the following minimization problem:

$$\min_{\alpha^{(n)}} \left\| \begin{pmatrix} s_1^{(n)} \\ s_2^{(n)} \end{pmatrix} - \begin{pmatrix} \alpha^{(n)} y_1^{(n)} \\ \alpha^{(n)} y_2^{(n)} \end{pmatrix} \right\|_2^2$$

Here, suppose that we alternatively use variable-type-specific step sizes $\alpha^{(n)} = \begin{pmatrix} \alpha_1^{(n)} \\ \alpha_2^{(n)} \end{pmatrix}$ and consider the following minimization problem:

$$\min_{\alpha_1^{(n)}, \alpha_2^{(n)} > 0} \frac{\left\| \begin{pmatrix} s_1^{(n)} \\ s_2^{(n)} \end{pmatrix} - \begin{pmatrix} \alpha_1^{(n)} y_1^{(n)} \\ \alpha_2^{(n)} y_2^{(n)} \end{pmatrix} \right\|_2^2}{\alpha_1^{(n)} \alpha_2^{(n)}} = \frac{\left\| s_1^{(n)} - \alpha_1^{(n)} y_1^{(n)} \right\|_2^2}{\alpha_1^{(n)}} + \frac{\left\| s_2^{(n)} - \alpha_2^{(n)} y_2^{(n)} \right\|_2^2}{\alpha_2^{(n)}}$$

The minimization problem is nonlinear, and not easy to solve. Hence, we alternatively consider the following minimization problems which approximate the problem above:

$$\begin{aligned} \min_{\alpha_1^{(n)} > 0 \text{ given } \alpha_2^{(n)} > 0} & \frac{\|s_1^{(n)} - \alpha_1^{(n)} y_1^{(n)}\|_2^2}{\alpha_1^{(n)} \alpha_2^{(n)}} \\ \min_{\alpha_2^{(n)} > 0 \text{ given } \alpha_1^{(n)} > 0} & \frac{\|s_2^{(n)} - \alpha_2^{(n)} y_2^{(n)}\|_2^2}{\alpha_1^{(n)} \alpha_2^{(n)}} \end{aligned}$$

The solution of the minimization problem is $\alpha_1^{(n)} = \frac{\|s_1^{(n)}\|_2}{\|y_1^{(n)}\|_2}$ and $\alpha_2^{(n)} = \frac{\|s_2^{(n)}\|_2}{\|y_2^{(n)}\|_2}$.

Justification 2

Suppose $x_1^{(n)}$ is fixed at the true value x_1^* , but $x_2^{(n)}$ is not. Then, we should solve the equation $F_2(x_2; x_1^*) = 0$ as an equation of x_2 , and setting $\alpha_2^{(n)} = \frac{\|s_2^{(n)}\|_2}{\|y_2^{(n)}\|_2}$ is desirable. If we assume $\alpha_1^{(n)} = \alpha_2^{(n)} = \alpha^{(n)}$, we should set

$$\alpha^{(n)} = \frac{\|s^{(n)}\|_2}{\|y^{(n)}\|_2} = \frac{\sqrt{\|s_1^{(n)}\|_2^2 + \|s_2^{(n)}\|_2^2}}{\sqrt{\|y_1^{(n)}\|_2^2 + \|y_2^{(n)}\|_2^2}}, \text{ which is not equal to } \frac{\|s_2^{(n)}\|_2}{\|y_2^{(n)}\|_2}.$$

A.7 Static Random Coefficient Nested Logit (RCNL) model

In the main part of this paper, we have considered BLP models without nest structure (RCL models). Nevertheless, we can easily extend the discussion to the case of random coefficient nested logit (RCNL) models, where nest structure is introduced in the RCL models.

A.7.1 Model

Let consumer i 's utility when buying product j be $v_{ij} = \delta_j + \mu_{ij} + \epsilon_{ij}$, and utility when buying nothing be $v_{i0} = \epsilon_{i0}$. δ_j denotes product j 's mean utility, and μ_{ij} denotes consumer specific utility of product j . ϵ denotes idiosyncratic utility shocks. Let \mathcal{J} be the set of products. Here, we assume the following distributional assumption on ϵ_{ij} :

$$\epsilon_{ij} = \bar{\xi}_{ig} + (1 - \rho)\widetilde{\epsilon}_{ij} \quad (j \in \mathcal{J}_g),$$

where $\widetilde{\epsilon}_{ij}$ is distributed i.i.d. mean zero type-I extreme value, and $\bar{\xi}_{ig}$ is such that ϵ_{ij} is distributed extreme value.

Let \mathcal{G} be the set of nests. We assume \mathcal{G} does not include the outside option. Let \mathcal{J}_g be the set of products in nest $g \in \mathcal{G}$. By definition, $\mathcal{J} = \cup_{g \in \mathcal{G}} \mathcal{J}_g$ holds.

Then, consumer i 's choice probability of product j in nest g is:

$$s_{ij} = \frac{\exp\left(\frac{\delta_j + \mu_{ij}}{1 - \rho}\right)}{\exp\left(\frac{IV_{ig}}{1 - \rho}\right)} \frac{\exp(IV_{ig})}{1 + \sum_{g \in \mathcal{G}} \exp(IV_{ig})}$$

Here, $IV_{ig} \equiv (1 - \rho) \log\left(\sum_{j \in \mathcal{J}_g} \exp\left(\frac{\delta_j + \mu_{ij}}{1 - \rho}\right)\right)$ denotes the consumer i 's inclusive value of nest $g \in \mathcal{G}$.

Consumer i 's choice probability of the outside option is:

$$s_{i0} = \frac{1}{1 + \sum_{g \in \mathcal{G}} \exp(IV_{ig})}$$

The market share of product j is represented as $s_j = \sum_{i \in \mathcal{I}} w_i s_{ij}$.

A.7.2 Mappings of δ

We define the following mapping:

$$\begin{aligned}\Phi_j^{\delta, \gamma}(\delta) &= \delta_j + (1 - \rho) \left[\log \left(S_j^{(data)} \right) - \log (s_j(\delta)) \right] + \\ &\quad \gamma \rho \left[\log \left(S_g^{(data)} \right) - \log (s_g(\delta)) \right] - \gamma \left[\log \left(S_0^{(data)} \right) - \log (s_0(\delta)) \right]\end{aligned}$$

Here, we define $s_g(\delta) \equiv \sum_i w_i \frac{\exp\left(\frac{\delta_j + \mu_{ij}}{1-\rho}\right)}{\exp\left(\frac{IV_{ig}}{1-\rho}\right)} \frac{\exp(IV_{ig})}{1 + \sum_{g \in \mathcal{G}} \exp(IV_{ig})}$ where $IV_{ig} = (1 - \rho) \log \left(\sum_{j \in \mathcal{J}_g} \exp \left(\frac{\delta_j + \mu_{ij}}{1-\rho} \right) \right)$ and $s_0(\delta) \equiv 1 - \sum_{g \in \mathcal{G}} s_g(\delta)$.

The mapping $\Phi_j^{\delta, \gamma=0}$ corresponds to the traditional one considered in Iizuka (2007), Grigolon and Verboven (2014), and Conlon and Gortmaker (2020).⁴⁴

The following proposition justifies the use of the mapping $\Phi^{\delta, \gamma \geq 0}$:

Proposition 8. (*Static RCNL model*) *Solution of $\delta = \Phi^{\delta, \gamma \geq 0}(\delta)$ satisfies $S_j^{(data)} = s_j(\delta) \forall j \in \mathcal{J}$.*

When no consumer heterogeneity exists, $\delta_j = (1 - \rho) \log(S_j^{(data)}) + \rho \log \left(S_g^{(data)} \right) - \log(S_0^{(data)})$ holds, as shown in Berry (1994). Regarding the mapping $\Phi^{\delta, \gamma=1}$, $\Phi_j^{\delta, \gamma}(\delta) = (1 - \rho) \log(S_j^{(data)}) + \rho \log \left(S_g^{(data)} \right) - \log(S_0^{(data)})$ holds, and the output of $\Phi^{\delta, \gamma}$ is equal to the true δ for any input. When consumer heterogeneity exists, the mapping does not immediately converge to the solution. Nevertheless, we can expect fast convergence especially in a setting with small consumer heterogeneity, as in the case of static RCL models.

A.7.3 Mappings of IV

When applying the RCNL model, generally we cannot analytically represent δ as a function of V alone, unlike the case without nest structure. Yet, we can alternatively represent δ as a function of $IV \equiv \{IV_{ig}\}_{g \in \mathcal{G}}$, which are nest-specific inclusive values of each consumer type.⁴⁵ The following equation shows the analytical formula:

$$\delta_j = (1 - \rho) \left[\log \left(S_j^{(data)} \right) - \log \left(\sum_i w_i \frac{\exp \left(\frac{\mu_{ij}}{1-\rho} \right)}{\exp \left(\frac{IV_{ig}}{1-\rho} \right)} \frac{\exp(IV_{ig})}{1 + \sum_{g \in \mathcal{G}} \exp(IV_{ig})} \right) \right]$$

Motivated by this analytical formula, define the following mapping $\Phi^{IV, \gamma} : B_{IV} \rightarrow B_{IV}$:

$$\Phi^{IV, \gamma}(IV) \equiv \iota_{\delta \rightarrow V} \left(\iota_{IV \rightarrow \delta}^\gamma (IV) \right),$$

where $\iota_{\delta \rightarrow IV} : B_\delta \rightarrow B_{IV}$ is a mapping such that:

$$\iota_{\delta \rightarrow IV, i}(\delta) \equiv \log \left(1 + \sum_{j \in \mathcal{J}_g} \exp(\delta_j + \mu_{ij}) \right),$$

and $\iota_{IV \rightarrow \delta} : B_{IV} \rightarrow B_\delta$ is a mapping such that:

⁴⁴As pointed out in Conlon and Gortmaker (2020), there is a typesetting error in the mapping in Equation (15) of Grigolon and Verboven (2014).

⁴⁵Doi (2022) also derived the representation of δ as a function of nest-level choice probabilities by each consumer type.

$$\begin{aligned} \iota_{IV \rightarrow \delta, j}^\gamma(IV) &= (1 - \rho) \left[\log \left(S_j^{(data)} \right) - \log \left(\sum_i w_i \frac{\exp \left(\frac{\mu_{ij}}{1-\rho} \right)}{\exp \left(\frac{IV_{ig}}{1-\rho} \right)} \frac{\exp(IV_{ig})}{1 + \sum_{g \in \mathcal{G}} \exp(IV_{ig})} \right) \right] \\ &\quad + \gamma \rho \left[\log \left(S_g^{(data)} \right) - \log(s_g(IV)) \right] - \gamma \left[\log \left(S_0^{(data)} \right) - \log(s_0(IV)) \right]. \end{aligned}$$

Here, we define $s_g(IV) \equiv \sum_i w_i \frac{\exp(IV_{ig})}{1 + \sum_{g \in \mathcal{G}} \exp(IV_{ig})}$ and $s_0(IV) \equiv 1 - \sum_{g \in \mathcal{G}} s_g(IV)$. B_{IV} denotes the space of IV .

The following proposition justifies the use of $\Phi^{IV, \gamma \geq 0}$.

Proposition 9. δ such that $IV = \Phi_i^{IV, \gamma \geq 0}(IV)$, $\delta = \iota_{IV \rightarrow \delta}^{\gamma \geq 0}(IV)$ satisfies $S_j^{(data)} = s_j(\delta) \forall j \in \mathcal{J}$.

Algorithm 9 shows the steps to solve for δ .

Algorithm 9 Inner loop algorithms of static RCNL model

- Algorithm using $\Phi^{\delta, \gamma}$

Set initial values of $\delta^{(0)}$. Iterate the following ($n = 0, 1, 2, \dots$):

1. Compute $\delta_j^{(n+1)} = \Phi_j^{\delta, \gamma}(\delta^{(n)})$
2. Exit the iteration if $\|\delta^{(n+1)} - \delta^{(n)}\| < \epsilon_\delta$

- Algorithm using $\Phi^{IV, \gamma}$

Set initial values of $IV^{(0)}$. Iterate the following ($n = 0, 1, 2, \dots$):

1. Compute $\delta^{(n)} = \iota_{IV \rightarrow \delta}^\gamma(IV^{(n)})$
 2. Update IV by $IV^{(n+1)} = \iota_{\delta \rightarrow IV}(\delta^{(n)})$
 3. Exit the iteration if $\|IV^{(n+1)} - IV^{(n)}\| < \epsilon_{IV}$
-

As in the case of static BLP models without nest structure, $\Phi^{\delta, \gamma}$ and $\Phi^{IV, \gamma}$ have a dualistic relationship. The next proposition, which we can prove easily, shows the formal statement:

Proposition 10. (*Duality of mappings of δ and IV*) The following holds for all $\gamma \in \mathbb{R}$:

$$\begin{aligned} \Phi^{IV, \gamma} &= \iota_{\delta \rightarrow IV} \circ \iota_{IV \rightarrow \delta}^\gamma, \\ \Phi^{\delta, \gamma} &= \iota_{IV \rightarrow \delta}^\gamma \circ \iota_{\delta \rightarrow IV}. \end{aligned}$$

A.7.4 Numerical experiments

Parameter settings are the same as the static RCL models, except for the existence of nests with $\rho > 0$. We assume there are $G = 3$ nests, and there are 25 products in each nest. Here, we denote δ -(0) as the algorithm using the mapping $\Phi^{\delta, \gamma=0}$, and δ -(1). as the algorithm using the mapping $\Phi^{\delta, \gamma=1}$. Similarly, we denote IV -(0) as the algorithm using the mapping $\Phi^{IV, \gamma=0}$, and IV -(1) as the algorithm using the mapping $\Phi^{IV, \gamma=1}$.

Table 16 shows the results. The results show that the new mappings $\Phi^{\delta, \gamma=1}$ and $\Phi^{IV, \gamma=1}$ perform better than $\Phi^{\delta, \gamma=0}$ and $\Phi^{IV, \gamma=0}$. Also, combining the spectral or SQUAREM algorithms leads to faster convergence. We can also see mostly similar performance of $\Phi^{\delta, \gamma}$ and $\Phi^{IV, \gamma}$, which verifies the dualistic relations between the corresponding mappings.

Table 16: Results of Monte Carlo simulation (Static RCNL model; Continuous consumer types)

	ρ	Func. Evals.						Mean	Conv.	Mean	$DIST < \epsilon_{tol}$
		Mean	Min.	25th	Median.	75th	Max.	CPU time (s)	(%)	$\log_{10}(DIST)$	(%)
δ -(0) (BLP)	0.5	157.12	43	58	77	123	1000	0.1009	98	-13.6	98
δ -(0) (BLP) + Spectral	0.5	51.42	15	24	29	38	886	0.03368	100	-14.7	100
δ -(0) (BLP) + SQUAREM	0.5	54.8	14	26	30	36	1000	0.0337	98	-14.5	98
δ -(1)	0.5	30.7	9	25	30.5	36	61	0.0216	100	-15.5	100
δ -(1) + Spectral	0.5	17.06	7	15	17	19	27	0.01282	100	-15.8	100
δ -(1) + SQUAREM	0.5	17.22	8	15	17	19	25	0.01196	100	-15.8	100
IV -(0)	0.5	163.94	43	59	80	148	1000	0.17096	98	-13.7	98
IV -(0) + Spectral	0.5	51.16	17	25	29	39	829	0.04904	100	-15.2	100
IV -(0) + SQUAREM	0.5	46.76	17	25	30	43	567	0.04332	100	-15.1	100
IV -(1)	0.5	31.82	11	25	33	37	62	0.03358	100	-15.5	100
IV -(1) + Spectral	0.5	17.74	9	16	18	19	30	0.01956	100	-15.7	100
IV -(1) + SQUAREM	0.5	19.18	10	17	19	21	29	0.01978	100	-15.9	100

Notes. $DIST \equiv \left\| \log(S_j^{(data)}) - \log(s_j) \right\|_{\infty}$, $\epsilon_{tol} = 1E-12$.

Number of simulation draws is set to 1000.

Maximum number of function evaluations is set to 1000.

Mean Outside option share is 0.659.

A.8 Performance of time-dependent step sizes in dynamic BLP models

In this section, I compare the performance of the algorithm V -(1) combined with the spectral algorithm with time-dependent step size $\alpha_t^{(n)}$ (V -(1) + Spectral (t -dep)), and the algorithm V -(1) combined with the spectral algorithm with time-independent step size $\alpha^{(n)}$ (V -(1) + Spectral (t -indep)). I pick up one parameter setting among the 20 settings experimented in the dynamic BLP model under perfect foresight (Section 5), and assess these performances. Table 17 shows the results. The results imply that introducing the time-dependent step sizes in the spectral algorithm leads to faster convergence.

Table 17: Performance of time-dependent step sizes

	Func evals ($\Psi_{V\delta \rightarrow V}^{V,\gamma}$)	Func evals ($\Phi_{\delta V \rightarrow \delta}^{\gamma,\phi}$)	Mean CPU time (s)	Conv.	$\log_{10}(DIST)$	$DIST < \epsilon_{tol}$
V -(1) + Spectral (t -dep)	450	450	0.562	1	-17.0618	1
V -(1) + Spectral (t -indep)	1958	1958	2.548	1	-14.6546	1

A.9 Comparison of two traditional BLP algorithms (nested vs joint update)

In this section, I compare the performance of the nested version (δV -(1) (nested)) and joint-update version (δV -(1) (joint)) of the traditional BLP algorithms (Algorithm 5). I pick up one parameter setting among the 20 settings experimented in Section 6.2, and assess these performances. In both algorithms, I combine the spectral algorithm. Regarding the nested version of the algorithm, I introduce "hot-start" procedure to speed up the convergence, and let $V^{(0,n)} = V^{*(n-1)}$ ($n \geq 1$).

Tables 5 and 6 show the results. The results show that the algorithms jointly updating the variables require more computation time than the algorithm using nested updating steps. Though the proposed algorithm V -(1) is much faster, δV -(1) (joint) is faster than δV -(1) (nested), at least in the current setting.

Table 18: Comparison between two traditional dynamic BLP algorithms (joint vs nested; Perfect foresight)

	Func evals ($\Psi_{V\delta \rightarrow V}^{V,\gamma}$)	Func evals ($\Phi_{\delta V \rightarrow \delta}^{\gamma,\phi}$)	CPU time (s)	Conv.	$\log_{10}(DIST)$	$DIST < \epsilon_{tol}$
δV -(1) (joint) + Spectral	1239	1239	1.098	1	-15.4283	1
δV -(1) (nested)+ Spectral	15853	121	5.723	1	-14.5355	1

Table 19: Comparison between two traditional dynamic BLP algorithms (joint vs nested; Inclusive value sufficiency)

	Func evals ($\Psi_{V\delta \rightarrow V}^{V,\gamma}$)	Func evals ($\Phi_{\delta V \rightarrow \delta}^{\gamma,\phi}$)	CPU time (s)	Conv.	$\log_{10}(DIST)$	$DIST < \epsilon_{tol}$
δV -(1) (joint) + Spectral	533	533	0.947	1	-15.7876	1
δV -(1) (nested)+ Spectral	3391	50	2.057	1	-15.478	1

A.10 Details of the data-generating process and algorithms in the numerical experiments

A.10.1 Static BLP model

As in Dubé et al. (2012) and Lee and Seo (2015), let $X_{jt} = \{1, x_{j1}, x_{j2}, x_{j3}, p_{jt}\}$, and assume $\{x_{j1}, x_{j2}, x_{j3}\}$ follows:

$$\begin{pmatrix} x_{j1} \\ x_{j2} \\ x_{j3} \end{pmatrix} \sim N \left(\begin{pmatrix} 0 \\ 0 \\ 0 \end{pmatrix}, \begin{pmatrix} 1 & -0.8 & 0.3 \\ -0.8 & 1 & 0.3 \\ 0.3 & 0.3 & 1 \end{pmatrix} \right).$$

ξ_{jt} follows $N(0, 1)$, and p_{jt} is generated by $p_{jt} = 3 + \xi_{jt} \cdot 1.5 + u_{jt} + \sum_{m=1}^3 x_{jm}$, where $u_{jt} \sim U[0, 5]$. Finally, let $\beta_i = \{\theta_i^0, \theta_i^1, \theta_i^2, \theta_i^3, \theta_i^p\}$, each distributed independently normal with $E[\theta_i] = \{0, 1.5, 1.5, 0.5, -3\}$ and $Var[\theta_i] = \{0.5, 0.5, 0.5, 0.5, 0.2\}$ in the baseline setting.

A.10.2 Dynamic BLP model

As in Sun and Ishihara (2019), let $x_{jt} = [1, \chi_{jt}, -p_{jt}]$. Product characteristics χ_{jt} and ξ_{jt} are generated as

$$\chi_{jt} \equiv \begin{bmatrix} \chi_{1jt} \\ \chi_{2jt} \\ \chi_{3jt} \end{bmatrix} \sim N \left(\begin{bmatrix} 0 \\ 0 \\ 0 \end{bmatrix}, \begin{bmatrix} 0.5^2 & & \\ & 0.5^2 & \\ & & 0.5^2 \end{bmatrix} \right) \text{ and } \xi_{jt} \sim N(0, 1). \text{ The price } p_{jt} \text{ is generated from}$$

$p_{jt} = \gamma_0 + \gamma'_x \chi_{jt} + \gamma_z z_{jt} + \gamma_w w_{jt} + \gamma_\xi \xi_{jt} - \gamma'_p \sum_{k \neq j} \chi_{kt} + u_{jt}$, where $z_{jt} = \rho_0 + \rho_1 z_{jt-1} + \eta_{jt}$, $\eta_{jt} \sim N(0, 0.1^2)$, $w_{jt} \sim N(0, 1)$, $u_{jt} \sim N(0, 0.01^2)$, $[\gamma_0, \gamma_{x1}, \gamma_{x2}, \gamma_{x3}, \gamma_z, \gamma_w, \gamma_\xi] = [1, 0.2, 0.2, 0.1, 1, 0.2, 0.7]$, $\gamma_p = [0.1, 0.1, 0.1]$, $z_{j0} = 8$, $[\rho_0, \rho_z] = [0.1, 0.95]$.

Regarding the demand parameters θ_i , let $\theta_i = [\theta_i^{x0}, \theta_i^{x1}, \theta_i^{x2}, \theta_i^{x3}, \theta_i^p]$ and $\begin{bmatrix} \theta_i^{x1} \\ \theta_i^{x2} \\ \theta_i^p \end{bmatrix} \sim N \left(\begin{bmatrix} 1 \\ 1 \\ 2 \end{bmatrix}, \begin{bmatrix} 0.5^2 & & \\ & 0.5^2 & \\ & & 0.25^2 \end{bmatrix} \right), \theta_i^{x0} = 6, \theta_i^{x3} = 0.5.$

Details of the dynamic BLP algorithm under inclusive value sufficiency

Algorithm 10 shows the steps to solve for δ under inclusive value sufficiency.

Algorithm 10 Inner-loop Algorithm of dynamic BLP (Perfectly durable goods; Inclusive value sufficiency)

Take grid points $\omega_h^{(grid)} (h = 1, \dots, N_{grid})$. Set initial values of $V_i^{(0)}(\omega_{it}^{(data)})$ $i \in \mathcal{I}, t = 1, \dots, T$ and $V_i^{(0)}(\omega_h^{(grid)})$ $i \in \mathcal{I}, h = 1, \dots, N_{grid}$. Iterate the following ($n = 0, 1, 2, \dots$):

1. For $t = 1 : T$,

(a) Compute $\delta_{jt}^{(n)} = \iota_{V \rightarrow \delta, jt}^\gamma(V^{(n)}) = \log(S_{jt}^{(data)}) - \log\left(\sum_i w_i Pr0_{it} \cdot \frac{\exp(\mu_{ijt})}{\exp(V_i^{(n)}(\omega_{it}^{(data)}))}\right)$

(b) Compute $s_{ijt}^{(ccp)} = \frac{\exp(\delta_{jt}^{(n)} + \mu_{ijt})}{\exp(V_i^{(n)}(\omega_{it}^{(data)}))}$ for $i \in \mathcal{I}, j \in \mathcal{J}$

(c) Compute $s_{i0t}^{(ccp)} = 1 - \sum_{j \in \mathcal{J}_t} s_{ijt}^{(ccp)}$

(d) Update $Pr0_{it+1} = Pr0_{it} \cdot s_{i0t}^{(ccp)}$

2. Compute $E_t[V_i(\omega_{it+1})|\omega_{it}]$:

(a) Compute $\omega_{it}^{(data)(n+1)} = \log\left(1 + \sum_{j \in \mathcal{J}_t} \exp(\delta_{jt}^{(n)} + \mu_{ijt})\right)$ ($i \in \mathcal{I}, t = 1, \dots, T$)

(b) Estimate the state transition probabilities $Pr(\omega_{it+1}^{(data)}|\omega_{it}^{(data)})$. We assume AR1 process $\omega_{it+1}^{(data)} = \theta_{i0} + \theta_{i1}\omega_{it}^{(data)} + u_{it}$ ($u_{it} \sim N(0, \sigma_i^2)$), and estimate the parameters $\theta_{i0}, \theta_{i1}, \sigma_i$.

(c) Compute $E_t[V_i^{(n)}(\omega_{it+1})|\omega_{it}^{(data)(n)}] = \int V_i^{(n)}(\omega_{it+1}) Pr(\omega_{it+1}|\omega_{it}^{(data)(n)}) d\omega_{it+1}$. and $E_t[V_i^{(n)}(\omega_{it+1})|\omega_{it}^{(grid)}]$. Here, the values of $V_i^{(n)}(\omega_{it+1})$ are interpolated using the values of $V_i^{(n)}(\omega_{it}^{(grid)})$.

3. Update $V(\omega^{(data)})$ by:

$$\begin{aligned} V_i^{(n+1)}(\omega_i^{(data)(n+1)}) &= \Psi_{V\delta \rightarrow V, i}^\gamma(V^{(n)}, \delta^{(n)}) \\ &= \log\left(\exp\left(\beta E_t[V_i^{(n)}(\omega_{it+1})|\omega_{it}^{(data)(n)}]\right) + \exp\left(\omega_{it}^{(data)(n)}\right) \cdot \left(\frac{s_{0t}(V^{(n)}, \delta^{(n)})}{S_{0t}^{(data)}}\right)^\gamma\right) \end{aligned}$$

Here, s_{0t} is computed by $s_{0t}(V^{(n)}, \delta^{(n)}) = \frac{\exp(\beta E_t[V_i^{(n)}(\omega_{it+1})|\omega_{it}^{(data)(n)}])}{\exp(V_i^{(n)}(\omega_{it}^{(data)(n)}))}$.

4. Update $V(\omega^{(grid)})$ by $V_i^{(n+1)}(\omega_i^{(grid)}) = \log\left(\exp\left(\beta E_t[V_i^{(n)}(\omega_{it+1})|\omega_i^{(grid)}]\right) + \exp\left(\omega_i^{(grid)}\right)\right)$

5. Exit the iteration if $\|V^{(n+1)} - V^{(n)}\| < \epsilon$

In this study, I introduce 10 Chebyshev polynomial grid points in the range $[-20, 10]$. Also, the integral $\int V_i^{(n)}(\omega_{it+1}) Pr(\omega_{it+1}|\omega_{it}^{(data)(n)}) d\omega_{it+1}$ is computed by introducing Gauss-Hermite quadrature with order 5.

B Dynamic discrete choice models with unobserved payoffs and unobserved heterogeneity

The algorithms discussed in this study give insights into the estimation of Dynamic Discrete Choice (DDC) models with unobserved payoffs discussed in Kalouptsi et al. (2020),⁴⁶ which can be regarded as a broader concept of dynamic demand or dynamic BLP models. This section briefly discuss it. Note that discussion in this section is closely related to the one in Section 4. Here, we allow for the existence of unobserved heterogeneity and do not restrict the focus on the models with finite dependence, unlike Kalouptsi et al. (2020), but assume idiosyncratic utility shocks ϵ follow type-I extreme value distribution. We consider a nonstationary environment,⁴⁷ and we assume agents' decisions are observed until the terminal period, and their payoffs in the terminal period are correctly specified given parameters.

Discounted sum of utility of an agent at observed state (x_t, Ω_t) and persistent unobserved state s when choosing alternative $j \in \mathcal{A}_t(x_t) \subset \mathcal{J}_t$ at time t is:

$$v_{jt}(x_t, \Omega_t, s) = \bar{\pi}(x_t, \Omega_t, a_t = j, s, \theta) + \xi_{jt}(x_t) + \beta E_t [V_{t+1}(x_{t+1}, \Omega_{t+1}, s) | x_t, \Omega_t, s, a_t = j] + \epsilon_t(a_t),$$

where $\epsilon_t(a_t)$ denotes idiosyncratic utility shocks. β denotes agents' discount factor. x_t denotes individual state variables, such as durable goods holding of the agent. Ω_t denotes the market-level state variables, such as economic conditions. $\mathcal{A}_t(x_t)$ denotes the consideration set of agents at individual state x_t at time t .

Discounted sum of utility of an agent at observed state (x_t, Ω_t) and persistent unobserved state s when choosing reference choice 0 at time t is:

$$v_{0t}(x_t, \Omega_t, s) = \bar{\pi}(x_t, \Omega_t, a_t = 0, s, \theta) + \beta E_t [V_{t+1}(x_{t+1}, \Omega_{t+1}, s) | x_t, \Omega_t, s, a_t = 0] + \epsilon_t(a_t).$$

Let $\hat{p}_t(a_t = j | x_t)$ be the observed ratio of consumers at state x choosing the alternative j at time t . We assume the value is nonparametrically estimated in the first stage. Besides, let $e_{kt}(x_t) \equiv E_t [V_{t+1}(x_{t+1}, \Omega_{t+1}, s) | x_t, \Omega_t, s, a_t = k] - E_x [V_{t+1}(x_{t+1}, \Omega_{t+1}^{(data)}, s) | x_t, s, a_t = k]$ ($k \in \mathcal{J}_t \cup \{0\}$) be the expectation error when choosing alternative k at time t and state x_t . $\Omega_{t+1}^{(data)}$ denotes the realized market-level state variables at time $t + 1$. We assume there is no expectation errors after the terminal period.

Here, we assume that $\epsilon(a)$ follows i.i.d. mean zero type-I extreme value distribution. In addition, we assume $\hat{p}_t(a_t = j | x_t)$ derived from the data is equal to the counterpart of the structural model, as in the BLP models. Then the following equations hold:

$$\begin{aligned} \hat{p}_t(a_t = j | x_t) &= \frac{\sum_s w_s Pr_t(x_t | s) \cdot \frac{\exp(\bar{\pi}(x_t, \Omega_t^{(data)}, a_t = j, s, \theta) + \xi_{jt}(x_t) + \beta E_x [V_{t+1}(x_{t+1}, \Omega_{t+1}^{(data)}, s) | x_t, s, a_t = j] + \beta e_{jt}(x_t))}{\exp(V_t(x_t, \Omega_t^{(data)}, s))}}{\sum_s w_s Pr_t(x_t | s)}, \\ \hat{p}_t(a_t = 0 | x_t) &= \frac{\sum_s w_s Pr_t(x_t | s) \cdot \frac{\exp(\bar{\pi}(x_t, \Omega_t^{(data)}, a_t = 0, s, \theta) + \beta E_x [V_{t+1}(x_{t+1}, \Omega_{t+1}^{(data)}, s) | x_t, s, a_t = 0] + \beta e_{0t}(x_t))}{\exp(V_t(x_t, \Omega_t^{(data)}, s))}}{\sum_s w_s Pr_t(x_t | s)}, \\ V_t(x_t, \Omega_t^{(data)}, s) &= \log \left(\exp \left(\bar{\pi}(x_t, \Omega_t^{(data)}, a_t = 0, s, \theta) + \beta E_x [V_{t+1}(x_{t+1}, \Omega_{t+1}^{(data)}, s) | x_t, s, a_t = 0] + \beta e_{0t}(x_t) \right) + \right. \\ &\quad \left. \sum_{j \in \mathcal{J}_t} \exp \left(\bar{\pi}(x_t, \Omega_t^{(data)}, a_t = j, s, \theta) + \xi_{jt}(x_t) + \beta E_x [V_{t+1}(x_{t+1}, \Omega_{t+1}^{(data)}, s) | x_t, s, a_t = j] + \beta e_{jt}(x_t) \right) \right), \end{aligned}$$

where $Pr_t(x_t | s)$ denotes the probability that consumers at persistent unobserved state s is at observed state x_t at time t .

⁴⁶They argue that DDC models with unobserved payoffs are attractive in settings where not all the market-level state variables are observable.

⁴⁷When we consider a stationary model, the transition of ξ should also be specified and estimated. Or, we might be able to use the idea of inclusive value sufficiency applied in the dynamic demand literature (Hendel and Nevo (2006), Gowrisankaran and Rysman (2012)).

Here, suppose state transitions of x is not consumer type specific. Then, by choosing $\eta_t(x_t)$ so that $-\beta E_x[\eta_{t+1}(x_{t+1})|x_t, s, a_t = 0] + \beta e_{0t}(x_t) + \eta_t(x_t) = 0$ and by defining $\widehat{V}_t(x, s) \equiv V_t(x, s) + \eta_t(x)$, $\widehat{\xi}_{jt}(x_t) \equiv \xi_{jt}(x_t) - \beta E_x[\eta_{t+1}(x_{t+1})|x_t, s, a_t = j] + \beta e_{jt}(x_t) + \eta_t(x)$, we have the following equations:

$$\begin{aligned}
\widehat{V}_t(x_t, \Omega_t^{(data)}, s) &= \log \left(\exp \left(\pi_{0t}(x_t, s, \theta) + \beta E_x \left[\widehat{V}_{t+1}(x_{t+1}, s) | x_t, s, a_t = 0 \right] \right) + \right. \\
&\quad \left. \sum_{j \in \mathcal{J}_t} \exp \left(\pi_{jt}(x_t, s, \theta) + \widehat{\xi}_{jt}(x_t) + \beta E_x \left[\widehat{V}_{t+1}(x_{t+1}, s) | x_t, s, a_t = j \right] \right) \cdot \left(\frac{p_t(a_t = j | x_t)}{s_{0t}(x_t, \widehat{V})} \right)^\gamma \right) \\
&\equiv \Psi_{V \widehat{\xi} \rightarrow V, x_t, s}(\widehat{V}, \widehat{\xi}; \theta), \\
\widehat{p}_t(a_t = j | x_t) &= \frac{\sum_s w_s Pr_t(x_t | s) \cdot \frac{\exp \left(\pi(x_t, \Omega_t^{(data)}, a_t = j, s, \theta) + \widehat{\xi}_{jt}(x_t) + \beta E_x \left[\widehat{V}_{t+1}(x_{t+1}, \Omega_{t+1}^{(data)}, s) | x_t, s, a_t = j \right] \right)}{\exp \left(\widehat{V}_t(x_t, \Omega_t^{(data)}, s) \right)}}{\sum_s w_s Pr_t(x_t | s)}, \\
\widehat{p}_t(a_t = 0 | x_t) &= \frac{\sum_s w_s Pr_t(x_t | s) \cdot \frac{\exp \left(\pi(x_t, \Omega_t^{(data)}, a_t = 0, s, \theta) + \beta E_x \left[\widehat{V}_{t+1}(x_{t+1}, \Omega_{t+1}^{(data)}, s) | x_t, s, a_t = 0 \right] \right)}{\exp \left(\widehat{V}_t(x_t, \Omega_t^{(data)}, s) \right)}}{\sum_s w_s Pr_t(x_t | s)} \equiv s_{0t}(x_t, \widehat{V}), \\
\widehat{\xi}_{jt}(x_t) &= \log(\widehat{p}_t(a_t = j | x_t)) - \log \left(\sum_s w_s Pr_t(x_t | s) \cdot \frac{\exp \left(\pi(x_t, \Omega_t^{(data)}, a_t = j, s, \theta) + \beta E_x \left[\widehat{V}_{t+1}(x_{t+1}, \Omega_{t+1}^{(data)}, s) | x_t, s, a_t = j \right] \right)}{\exp \left(\widehat{V}_t(x_t, \Omega_t^{(data)}, s) \right)} \right) \\
&\quad + \log \left(\sum_s w_s Pr_t(x_t | s) \right) \\
&\equiv \iota_{\widehat{V} \rightarrow \widehat{\xi}}(\widehat{V}; \theta).
\end{aligned}$$

The equations above imply that given parameters θ , we can solve for \widehat{V} by iteratively applying the mapping $\Phi^{\widehat{V}\gamma}(\widehat{V}; \theta) \equiv \Psi_{V \widehat{\xi} \rightarrow V, x_t, s}(\widehat{V}, \iota_{\widehat{V} \rightarrow \widehat{\xi}}(\widehat{V}; \theta); \theta)$, and we can recover $\widehat{\xi}$ in the process.

Here, we assume $E[\xi|Z] = E[e|Z] = 0$. Then, $E[\widehat{\xi}|Z] = 0$ also holds, and if the appropriate identification conditions are satisfied and $\widehat{p}_t(a_t | x_t)$ are observed in the data, we can estimate θ by Algorithm 11.

Algorithm 11 Algorithm applicable to the DDC model with unobserved payoffs and unobserved heterogeneity

1. Inner loop: Given parameter values θ ,
 - (a) Set initial values of $\widehat{V}^{(0)}$. Iterate the following ($n = 0, 1, 2, \dots$):
 - i. Compute $\widehat{\xi}^{(n)} = \iota_{\widehat{V} \rightarrow \widehat{\xi}}^\gamma(\widehat{V}^{(n)}; \theta)$
 - ii. Update \widehat{V} by $\widehat{V}^{(n+1)} = \Psi_{\widehat{V} \widehat{\xi} \rightarrow \widehat{V}}(\widehat{V}^{(n)}, \widehat{\xi}^{(n)}; \theta)$
 - iii. Exit the iteration if $\|\widehat{V}^{(n+1)} - \widehat{V}^{(n)}\| < \epsilon_{\widehat{V}}$
 - (b) Compute GMM objective using $\widehat{\xi}$ based on $E[\widehat{\xi}|Z] = 0$
 2. Outer loop: Search for θ minimizing the GMM objective
-

Remark 13. Typically, the values of $Pr_t(x_t | s)$ are unknown. Hence, we need to impose assumptions on the form of $Pr_t(x_t | s)$ at the initial period and also solve for the variables (See the discussion in Kasahara and Shimotsu (2009) and Arcidiacono and Miller (2011)). Because $Pr_t(x_t | s)$ can be represented as a function of $\widehat{\xi}$ and \widehat{V} , in principle, we can alternatively represent $Pr_t(x_t | s)$ as a function of \widehat{V} , and incorporate it in the algorithm.

C Proof

C.1 Justification of the algorithms

C.1.1 Proof of Proposition 1 and 8 ($\Phi^{\delta, \gamma}$ in the RCL / RCNL models)

We show Proposition 8, because RCNL models include BLP models without nest structure.

Proof. Solution of $\delta = \Phi_j^{\delta, \gamma}(\delta)$ satisfies:

$$0 = (1 - \rho_g) \left[\log(S_j^{(data)}) - \log(s_j(\delta)) \right] + \gamma \rho_g \left[\log(S_g^{(data)}) - \log(s_g(\delta)) \right] - \gamma \left[\log(S_0^{(data)}) - \log(s_0(\delta)) \right]$$

Then, we have:

$$\frac{S_j^{(data)} \cdot (S_g^{(data)})^{\frac{\rho_g}{1-\rho_g}\gamma}}{(S_0^{(data)})^{\frac{1}{1-\rho_g}\gamma}} = \frac{s_j(\delta) \cdot (s_g(\delta))^{\frac{\rho_g}{1-\rho_g}\gamma}}{(s_0(\delta))^{\frac{1}{1-\rho_g}\gamma}} \quad j \in \mathcal{J}_g, g \in \mathcal{G}. \quad (11)$$

By summing up both sides for all $j \in \mathcal{J}_g$, we have:

$$\frac{S_g^{(data)} \cdot (S_g^{(data)})^{\frac{\rho_g}{1-\rho_g}\gamma}}{(S_0^{(data)})^{\frac{1}{1-\rho_g}\gamma}} = \frac{s_g(\delta) \cdot (s_g(\delta))^{\frac{\rho_g}{1-\rho_g}\gamma}}{(s_0(\delta))^{\frac{1}{1-\rho_g}\gamma}} \quad g \in \mathcal{G},$$

namely,

$$\frac{S_g^{(data)}}{(S_0^{(data)})^{\frac{\gamma}{1-\rho_g+\rho_g\gamma}}} = \frac{s_g(\delta)}{(s_0(\delta))^{\frac{\gamma}{1-\rho_g+\rho_g\gamma}}}, g \in \mathcal{G}. \quad (12)$$

By summing up both sides for all $g \in \mathcal{G}$, we have:

$$\frac{1 - S_0^{(data)}}{(S_0^{(data)})^{\frac{\gamma}{1-\rho_g+\rho_g\gamma}}} = \frac{1 - s_0(\delta)}{(s_0(\delta))^{\frac{\gamma}{1-\rho_g+\rho_g\gamma}}}. \quad (13)$$

We can interpret the equation above as an equation with unknown variable $s_0(\delta)$. The equation has an obvious solution $s_0(\delta) = S_0^{(data)}$. When $\gamma \geq 0$ and $\rho_g \in [0, 1)$ holds, $\frac{\gamma}{1-\rho_g+\rho_g\gamma} > 0$ holds, and $\frac{1-s_0(\delta)}{(s_0(\delta))^{\frac{\gamma}{1-\rho_g+\rho_g\gamma}}}$ is a decreasing function with respect to $s_0(\delta)$. Then, equation (13) has an unique solution $s_0(\delta) = S_0^{(data)}$, and equation (13) implies $s_0(\delta) = S_0^{(data)}$. By equation (12), $s_g(\delta) = S_g^{(data)}$ holds, and by (11), $s_j(\delta) = S_j^{(data)}$ holds. \square

C.1.2 Proof of Proposition 2 ($\Phi^{V, \gamma}$ in the RCL model)

Proof. $\delta_j = \iota_{V \rightarrow \delta, j}^\gamma(V) = \log(S_j^{(data)}) - \log(\sum_i w_i \exp(\mu_{ij} - V_i)) - \gamma \left(\log(S_0^{(data)}) - \log(\sum_i w_i \exp(-V_i)) \right)$ implies:

$$S_j^{(data)} = \sum_i w_i \frac{\exp(\delta_j + \mu_{ij})}{\exp(V_i)} \left(\frac{S_0^{(data)}}{\sum_i w_i \exp(-V_i)} \right)^\gamma$$

Because $V = \Phi^{V,\gamma}(V)$ implies $V_i = \log \left(1 + \sum_{k \in \mathcal{J}} \exp(\delta_k + \mu_{ik}) \right)$, δ satisfies:

$$\begin{aligned} S_j^{(data)} &= \sum_i w_i \frac{\exp(\delta_j + \mu_{ij})}{1 + \sum_{k \in \mathcal{J}} \exp(\delta_k + \mu_{ik})} \left(\frac{S_0^{(data)}}{\sum_i w_i \frac{1}{1 + \sum_{k \in \mathcal{J}} \exp(\delta_k + \mu_{ik})}} \right)^\gamma \\ &= s_j(\delta) \cdot \left(\frac{S_0^{(data)}}{s_0(\delta)} \right)^\gamma. \end{aligned}$$

Then, δ satisfies $\delta_j = \Phi_j^{\delta,\gamma}(\delta) = \delta_j + \log \left(\frac{S_j^{(data)}}{s_j(\delta)} / \left(\frac{S_0^{(data)}}{s_0(\delta)} \right)^\gamma \right) \quad \forall j \in \mathcal{J}$, and $S_j^{(data)} = s_j(\delta)$ holds $\forall \gamma \geq 0$ by Proposition 1. \square

C.1.3 Proof of Proposition 9 ($\Phi^{IV,\gamma}$ in the RCNL model)

Proof. First, $\delta_j = \iota_{IV \rightarrow \delta, j}^{IV}(IV) = (1 - \rho) \log \left(\frac{S_j^{(data)}}{\sum_i w_i \frac{\exp(\frac{\mu_{ij}}{1-\rho})}{\exp(\frac{IV_{ig}}{1-\rho})} \frac{\exp(IV_{ig})}{1 + \sum_{g \in \mathcal{G}} \exp(IV_{ig})}} \right) + \gamma \log \left(\left(\frac{S_g^{(data)}}{s_g(IV)} \right)^\rho / \frac{S_0^{(data)}}{s_0(IV)} \right)$ holds.

Then,

$$\begin{aligned} 0 &= (1 - \rho) \log \left(\frac{S_j^{(data)}}{\sum_i w_i \frac{\exp(\frac{\delta_j + \mu_{ij}}{1-\rho})}{\exp(\frac{IV_{ig}}{1-\rho})} \frac{\exp(IV_{ig})}{1 + \sum_{g \in \mathcal{G}} \exp(IV_{ig})}} \right) + \gamma \log \left(\left(\frac{S_g^{(data)}}{s_g(IV)} \right)^\rho / \frac{S_0^{(data)}}{s_0(IV)} \right) \\ &= (1 - \rho) \log \left(\frac{S_j^{(data)}}{\sum_i w_i \frac{\exp(\frac{\delta_j + \mu_{ij}}{1-\rho})}{\exp(\frac{IV_{ig}}{1-\rho})} \frac{\exp(IV_{ig})}{1 + \sum_{g \in \mathcal{G}} \exp(IV_{ig})}} \right) + \gamma \log \left(\left(\frac{S_g^{(data)}}{s_g(\delta)} \right)^\rho / \frac{S_0^{(data)}}{s_0(\delta)} \right) \\ &= (1 - \rho) \log \left(\frac{S_j^{(data)}}{s_j(\delta)} \right) + \gamma \log \left(\left(\frac{S_g^{(data)}}{s_g(\delta)} \right)^\rho / \frac{S_0^{(data)}}{s_0(\delta)} \right). \end{aligned}$$

Hence, $\delta = \delta + (1 - \rho) \log \left(\frac{S_j^{(data)}}{s_j(\delta)} \right) + \gamma \log \left(\left(\frac{S_g^{(data)}}{s_g(\delta)} \right)^\rho / \frac{S_0^{(data)}}{s_0(\delta)} \right)$ holds, and $S_j^{(data)} = s_j(\delta)$ holds $\forall \gamma \geq 0$ by Proposition 8. \square

C.2 Convergence properties of mappings

We first show the following lemma.

Lemma 1. *Let $f : B_x \subset \mathbb{R}^K \rightarrow f(B_x) \subset \mathbb{R}^K$ be a continuously differentiable function. Then, f satisfies the following inequalities for any $x, x^* \in \mathbb{R}^K$:*

(a).

$$\begin{aligned} \|f(x) - f(x^*)\|_\infty &\leq \left[\sup_{I \subset \{1, \dots, K\}, x \in B_x} \left\| \sum_{i \in I} \frac{\partial f(x)}{\partial x_i} \right\|_\infty \right] \cdot [\|\max\{x, x^*\} - x\|_\infty + \|\max\{x, x^*\} - x^*\|_\infty] \\ &\leq \left[\sup_{I \subset \{1, \dots, K\}, x \in B_x} \left\| \sum_{i \in I} \frac{\partial f(x)}{\partial x_i} \right\|_\infty \right] \cdot 2 \|x - x^*\|_\infty \end{aligned}$$

(b).

$$\begin{aligned}\|f(x) - f(x^*)\|_\infty &\leq \left[\sup_{x \in B_x} \|\nabla_x f(x)\| \right] \cdot \|x - x^*\|_\infty \\ &= \left[\sup_{x \in B_x} \left\| \sum_{i \in \{1, \dots, K\}} \left| \frac{\partial f(x)}{\partial x_i} \right| \right\|_\infty \right] \cdot \|x - x^*\|_\infty\end{aligned}$$

(b) is a well-known inequality, and $\sup_x \|\nabla_x f(x)\|$ is known as the Lipschitz constant.

Proof. We can derive (a) by:

$$\begin{aligned}\|f(x) - f(x^*)\|_\infty &= \|(f(\max\{x, x^*\}) - f(x)) + (f(\max\{x, x^*\}) - f(x^*))\|_\infty \\ &= \left\| - \int_0^{\|\max\{x, x^*\} - x\|_\infty} \left[\sum_{i=1}^K \frac{\partial f(x^* + \lambda \cdot 1)}{\partial x_i} 1[\lambda \leq \max\{x_i, x_i^*\} - x_i] \right] d\lambda \right. \\ &\quad \left. + \int_0^{\|\max\{x, x^*\} - x^*\|_\infty} \left[\sum_{i=1}^K \frac{\partial f(x^* + \lambda \cdot 1)}{\partial x_i} 1[\lambda \leq \max\{x_i, x_i^*\} - x_i^*] \right] d\lambda \right\|_\infty \\ &\leq \left(\sup_{I \subset \{1, \dots, K\}, x \in B_x} \left\| \sum_{i \in I} \frac{\partial f(x)}{\partial x_i} \right\|_\infty \right) \cdot (\|\max\{x, x^*\} - x\|_\infty + \|\max\{x, x^*\} - x^*\|_\infty)\end{aligned}$$

□

Proof of Proposition 5

We can prove Proposition 5 using the following lemma.

Lemma 2. (a). $\frac{\partial \Phi_j^\gamma(\delta)}{\partial \delta_k} = \sum_{i \in \mathcal{I}} w_i s_{ik} \left(\frac{s_{ij}}{s_j} - \gamma \frac{s_{i0}}{s_0} \right) \quad \forall k \in \mathcal{J}$, where $s_j = \sum_i w_i \frac{\exp(\delta_j + \mu_{ij})}{1 + \sum_{k \in \mathcal{J}} \exp(\delta_k + \mu_{ik})}$ and $s_0 = \sum_{i \in \mathcal{I}} w_i \frac{1}{1 + \sum_{k \in \mathcal{J}} \exp(\delta_k + \mu_{ik})}$
(b). $\sup_{J^* \subset \mathcal{J}, \delta \in B_\delta} \left| \sum_{k \in J^* \subset \mathcal{J}} \frac{\partial \Phi_j(\delta)}{\partial \delta_k} \right| \leq \tilde{c}_\gamma$

Proof. (a).

$$\begin{aligned}\frac{\partial \Phi_j^\gamma(\delta)}{\partial \delta_j} &= 1 - \frac{1}{s_j} \frac{\partial s_j}{\partial \delta_j} + \gamma \frac{1}{s_0} \frac{\partial s_0}{\partial \delta_j} \\ &= 1 - \frac{s_j - \sum_i w_i s_{ij}^2}{s_j} - \gamma \frac{\sum_i w_i s_{ij} s_{i0}}{s_0} \\ &= \sum_i w_i s_{ij} \left(\frac{s_{ij}}{s_j} - \gamma \frac{s_{i0}}{s_0} \right) \\ \frac{\partial \Phi_j^\gamma(\delta)}{\partial \delta_k} &= -\frac{1}{s_j} \frac{\partial s_j}{\partial \delta_k} + \gamma \frac{1}{s_0} \frac{\partial s_0}{\partial \delta_k} \quad (k \neq j) \\ &= \frac{\sum_i w_i s_{ij} s_{ik}}{s_j} - \gamma \frac{\sum_i w_i s_{ik} s_{i0}}{s_0} \\ &= \sum_i w_i s_{ik} \left(\frac{s_{ij}}{s_j} - \gamma \frac{s_{i0}}{s_0} \right)\end{aligned}$$

(b).

$$\begin{aligned}
\sup_{J^* \subset \mathcal{J}, \delta} \left| \sum_{k \in J^* \subset \mathcal{J}} \frac{\partial \Phi_j(\delta)}{\partial \delta_k} \right| &= \sup_{J^* \subset \mathcal{J}, \delta} \left| \sum_{k \in J^* \subset \mathcal{J}} \sum_i w_i s_{ik} \left(\frac{s_{ij}}{s_j} - \gamma \frac{s_{i0}}{s_0} \right) \right| \\
&= \sup_{J^* \subset \mathcal{J}, \delta} \left| \sum_i w_i s_{iJ^*} \left(\frac{s_{ij}}{s_j} - \gamma \frac{s_{i0}}{s_0} \right) \right|
\end{aligned}$$

Here,

$$\begin{aligned}
\sum_i w_i s_{iJ^*} \left(\frac{s_{ij}}{s_j} - \gamma \frac{s_{i0}}{s_0} \right) &\leq \sum_i w_i \left(\max_i s_{iJ^*} \right) \frac{s_{ij}}{s_j} - \gamma \sum_i w_i \left(\min_i s_{iJ^*} \right) \frac{s_{i0}}{s_0} \\
&= \max_i s_{iJ^*} - \gamma \min_i s_{iJ^*} \\
&\leq \tilde{c}_\gamma
\end{aligned}$$

$$\begin{aligned}
\sum_i w_i s_{iJ^*} \left(\frac{s_{ij}}{s_j} - \gamma \frac{s_{i0}}{s_0} \right) &\geq \sum_i w_i \left(\min_i s_{iJ^*} \right) \frac{s_{ij}}{s_j} - \gamma \sum_i w_i \left(\max_i s_{iJ^*} \right) \frac{s_{i0}}{s_0} \\
&= \min_i s_{iJ^*} - \gamma \max_i s_{iJ^*} \\
&\geq -\tilde{c}_\gamma
\end{aligned}$$

Hence,

$$\sup_{J^* \subset \mathcal{J}, \delta} \left| \sum_{k \in J^* \subset \mathcal{J}} \frac{\partial \Phi_j(\delta)}{\partial \delta_k} \right| \leq \tilde{c}_\gamma.$$

□

Proof of Proposition 6

We can show Proposition 6 based on the following lemmas.

Lemma 3. (a).

$$\begin{aligned}
\frac{\partial \Phi_{i_2}^{V, \gamma}(V)}{\partial V_{i_1}} &= \frac{\sum_{j \in \mathcal{J}} S_j^{(data)} \frac{\exp(\mu_{i_2 j})}{\sum_i w_i \exp(\mu_{ij}) \exp(-V_i)} \left(\frac{\sum_{i \in \mathcal{I}} w_i \exp(-V_i)}{S_0^{(data)}} \right)^\gamma \left[\frac{w_{i_1} \exp(\mu_{i_1 j}) \exp(-V_{i_1})}{\sum_i w_i \exp(\mu_{ij}) \exp(-V_i)} - \gamma \frac{w_{i_1} \exp(-V_{i_1})}{\sum_i w_i \exp(-V_i)} \right]}{1 + \sum_{j \in \mathcal{J}} S_j^{(data)} \frac{\exp(\mu_{i_2 j})}{\sum_i w_i \exp(\mu_{ij}) \exp(-V_i)}} \\
(b). \quad \sup_{I^* \subset \mathcal{I}, V \in B_V} \left| \sum_{i_1 \in I^* \subset \mathcal{I}} \frac{\partial \Phi_{i_2}^{V, \gamma}(V)}{\partial V_{i_1}} \right| &\leq \sup_{V \in B_V} \left((1 - \text{prob}_{0|i_2}(V)) \cdot \left(\frac{\sum_{i \in \mathcal{I}} w_i \exp(-V_i)}{S_0^{(data)}} \right)^\gamma \right) . \\
\sup_{I^* \subset \mathcal{I}, j \in \mathcal{J}, V \in B_V} |\text{prob}_{I^*|j}(V) - \gamma \text{prob}_{I^*|0}(V)|, & \\
(c). \quad \sup_{V \in B_V} \sum_{i_1 \in \mathcal{I}} \left| \frac{\partial \Phi_{i_2}^{V, \gamma}(V)}{\partial V_{i_1}} \right| &\leq \begin{cases} 2 \sup_{V \in B_V} \left((1 - \text{prob}_{0|i_2}(V)) \cdot \left(\frac{\sum_{i \in \mathcal{I}} w_i \exp(-V_i)}{S_0^{(data)}} \right)^\gamma \right) & \forall \gamma \in [0, 1], \\ \sup_{V \in B_V} ((1 - \text{prob}_{0|i_2}(V))) & \text{if } \gamma = 0. \end{cases}
\end{aligned}$$

Proof. (a)

$$\begin{aligned}
\frac{\partial \Phi_{i_2}^{V, \gamma}(V)}{\partial V_{i_1}} &= \frac{1}{1 + \sum_{j \in \mathcal{J}} S_j^{(data)} \frac{\exp(\mu_{i_2 j})}{\sum_i w_i \exp(\mu_{ij}) \exp(-V_i)} \cdot \left(\frac{\sum_i w_i \exp(-V_i)}{S_0^{(data)}} \right)^\gamma} \\
&\quad \left(\sum_{j \in \mathcal{J}} S_j^{(data)} \exp(\mu_{i_2 j}) \frac{w_{i_1} \exp(\mu_{i_1 j}) \exp(-V_{i_1})}{(\sum_i w_i \exp(\mu_{ij}) \exp(-V_i))^2} \cdot \left(\frac{\sum_i w_i \exp(-V_i)}{S_0^{(data)}} \right)^\gamma + \right. \\
&\quad \left. \sum_{j \in \mathcal{J}} S_j^{(data)} \frac{\exp(\mu_{i_2 j})}{\sum_i w_i \exp(\mu_{ij}) \exp(-V_i)} \cdot (-1) \cdot \left(\frac{\sum_i w_i \exp(-V_i)}{S_0^{(data)}} \right)^\gamma \right) \\
&= \frac{\sum_{j \in \mathcal{J}} S_j^{(data)} \frac{\exp(\mu_{i_2 j})}{\sum_i w_i \exp(\mu_{ij}) \exp(-V_i)} \left(\frac{\sum_i w_i \exp(-V_i)}{S_0^{(data)}} \right)^\gamma \left[\frac{w_{i_1} \exp(\mu_{i_1 j}) \exp(-V_{i_1})}{\sum_i w_i \exp(\mu_{ij}) \exp(-V_i)} - \gamma \frac{w_{i_1} \exp(-V_{i_1})}{\sum_i w_i \exp(-V_i)} \right]}{1 + \sum_{j \in \mathcal{J}} S_j^{(data)} \frac{\exp(\mu_{i_2 j})}{\sum_i w_i \exp(\mu_{ij}) \exp(-V_i)}}.
\end{aligned}$$

(b).

$$\begin{aligned}
\left| \sum_{i_1 \in I^* \subset \mathcal{I}} \frac{\partial \Phi_{i_2}^{V, \gamma}(V)}{\partial V_{i_1}} \right| &= \left| \frac{\sum_{j \in \mathcal{J}} S_j^{(data)} \frac{\exp(\mu_{i_2 j})}{\sum_i w_i \exp(\mu_{ij}) \exp(-V_i)} \left(\frac{\sum_i w_i \exp(-V_i)}{S_0^{(data)}} \right)^\gamma \cdot \sum_{i_1 \in I^* \subset \mathcal{I}} [\text{prob}_{i_1|j} - \text{prob}_{i_1|0}]}{1 + \sum_{j \in \mathcal{J}} S_j^{(data)} \frac{\exp(\mu_{i_2 j})}{\sum_i w_i \exp(\mu_{ij}) \exp(-V_i)}} \right| \\
&= \left| \frac{\sum_{j \in \mathcal{J}} S_j^{(data)} \frac{\exp(\mu_{i_2 j})}{\sum_i w_i \exp(\mu_{ij}) \exp(-V_i)} \cdot \left(\frac{\sum_i w_i \exp(-V_i)}{S_0^{(data)}} \right)^\gamma [\text{prob}_{I^*|j} - \gamma \text{prob}_{I^*|0}]}{1 + \sum_{j \in \mathcal{J}} S_j^{(data)} \frac{\exp(\mu_{i_2 j})}{\sum_i w_i \exp(\mu_{ij}) \exp(-V_i)}} \right| \\
&\leq \frac{\sum_{j \in \mathcal{J}} S_j^{(data)} \frac{\exp(\mu_{i_2 j})}{\sum_i w_i \exp(\mu_{ij}) \exp(-V_i)}}{1 + \sum_{j \in \mathcal{J}} S_j^{(data)} \frac{\exp(\mu_{i_2 j})}{\sum_i w_i \exp(\mu_{ij}) \exp(-V_i)}} \left(\frac{\sum_i w_i \exp(-V_i)}{S_0^{(data)}} \right)^\gamma \cdot \sup_{I^* \subset \mathcal{I}, j \in \mathcal{J}} |\text{prob}_{I^*|j} - \gamma \text{prob}_{I^*|0}| \\
&= (1 - \text{prob}_{0|i_2}) \cdot \left(\frac{\sum_i w_i \exp(-V_i)}{S_0^{(data)}} \right)^\gamma \cdot \sup_{I^* \subset \mathcal{I}, j \in \mathcal{J}, V} |\text{prob}_{I^*|j} - \gamma \text{prob}_{I^*|0}|.
\end{aligned}$$

(c).

Because $\sup_{I^* \subset \mathcal{I}, j \in \mathcal{J}, V} \sum_{i_1 \in \mathcal{I}} |\text{prob}_{i_1|j} - \text{prob}_{i_1|0}| \leq 2$ for $\gamma \in [0, 1]$, $\sup_V \sum_{i_1 \in \mathcal{I}} \left| \frac{\partial \Phi_{i_2}^{V, \gamma}(V)}{\partial V_{i_1}} \right| \leq 2 \sup_V \left((1 - \text{prob}_{0|i_2}(V)) \cdot \left(\frac{\sum_i w_i \exp(-V_i)}{S_0^{(data)}} \right)^\gamma \right)$ holds for all $\gamma \in [0, 1]$.

Under $\gamma = 0$,

$$\begin{aligned}
\sum_{i_1 \in \mathcal{I}} \left| \frac{\partial \Phi_{i_2}^{V, \gamma=0}(V)}{\partial V_{i_1}} \right| &= \frac{\sum_{j \in \mathcal{J}} S_j^{(data)} \frac{\exp(\mu_{i_2 j})}{\sum_i w_i \exp(\mu_{ij}) \exp(-V_i)} \left[\sum_{i_1 \in \mathcal{I}} \frac{w_{i_1} \exp(\mu_{i_1 j}) \exp(-V_{i_1})}{\sum_i w_i \exp(\mu_{ij}) \exp(-V_i)} \right]}{1 + \sum_{j \in \mathcal{J}} S_j^{(data)} \frac{\exp(\mu_{i_2 j})}{\sum_i w_i \exp(\mu_{ij}) \exp(-V_i)}} \\
&= \frac{\sum_{j \in \mathcal{J}} S_j^{(data)} \frac{\exp(\mu_{i_2 j})}{\sum_i w_i \exp(\mu_{ij}) \exp(-V_i)}}{1 + \sum_{j \in \mathcal{J}} S_j^{(data)} \frac{\exp(\mu_{i_2 j})}{\sum_i w_i \exp(\mu_{ij}) \exp(-V_i)}}
\end{aligned}$$

holds. □

C.3 Spectral algorithm

Lemma 4. $\|\alpha y + (1 - \alpha)z\|_2 > \|z\|_2$ holds for $\alpha < 0$ and y, z such that $\|y\|_2 < \|z\|_2$

Proof. Under $\alpha < 0$ and $\|y\|_2 < \|z\|_2$,

$$\begin{aligned}
\|\alpha y + (1 - \alpha)z\|_2^2 - \|z\|_2^2 &= \alpha \sum_i [\alpha y_i^2 + 2(1 - \alpha)y_i z_i + (\alpha - 2)z_i^2] \\
&> \alpha \sum_i [\alpha z_i^2 + 2(1 - \alpha)y_i z_i + (\alpha - 2)z_i^2] \quad (\because \alpha < 0, \|y\|_2 < \|z\|_2) \\
&= 2\alpha(\alpha - 1) \left[\|z\|^2 - y \cdot z \right].
\end{aligned}$$

By Cauchy-Schwartz inequality, $y \cdot z \leq \|y\|_2 \|z\|_2$ holds. Then, by $\|y\|_2 < \|z\|_2$ and $\alpha < 0$, we have $\|\alpha y + (1 - \alpha)z\|_2^2 - \|z\|_2^2 > 2\alpha(\alpha - 1) \left[\|z\|^2 - y \cdot z \right] \geq 0$. \square

Lemma 5. $\|\alpha \tilde{x} + (1 - \alpha)x - x^*\|_2 > \|x - x^*\|_2$ holds for $\alpha < 0$ and \tilde{x} such that $\|\tilde{x} - x^*\|_2 < \|x - x^*\|_2$

Proof. By letting $y = \tilde{x} - x^*$ and $z = x - x^*$ in Lemma 4, we obtain $\|\alpha \tilde{x} + (1 - \alpha)x - x^*\|_2 = \|\alpha y + (1 - \alpha)z\|_2 > \|z\|_2 = \|x - x^*\|_2$. \square

Lemma 6. For a contraction mapping Φ with modulus $K \in [0, 1)$, let x^* be the solution of $\Phi(x) = x$. Then, $\|\Phi(x) - x^*\|_2 < \|x - x^*\|_2$ holds.

Proof. $\|\Phi(x) - x^*\|_2 = \lim_{n \rightarrow \infty} \|\Phi(x) - \Phi^{n+1}(x)\|_2 \leq K \lim_{n \rightarrow \infty} \|x - \Phi^n(x)\|_2 = K \|x - x^*\|_2 < \|x - x^*\|_2$. \square

Proof of Proposition 4

Proof. By Lemmas 5 and 6, $\|\alpha \Phi(x) + (1 - \alpha)x - x^*\|_2 > \|x - x^*\|_2$ holds. \square

C.4 Others

Proof of Proposition 7

Proof. By Taylor's theorem, for all $\Delta > 0$, there exists $\bar{x} \in (0, \Delta)$ such that:

$$\begin{aligned}
g(x + \Delta) &= g(x) + g'(x)((x + \Delta) - x) + g''(\bar{x}) \cdot ((x + \Delta) - x)^2 \\
&= g(x) + g'(x)\Delta + g''(\bar{x}) \cdot \Delta^2.
\end{aligned}$$

Similarly, for all $\Delta > 0$, there exists $\tilde{x} \in (0, \Delta)$ such that:

$$\tilde{g}(x + \Delta) = \tilde{g}(x) + \tilde{g}'(x)\Delta + \tilde{g}''(\tilde{x}) \cdot \Delta^2.$$

Then,

$$\begin{aligned}
|g'(x) - \tilde{g}'(x)| &= \left| \frac{g(x + \Delta) - g(x) - g''(\bar{x}) \cdot \Delta^2}{\Delta} - \frac{\tilde{g}(x + \Delta) - \tilde{g}(x) - \tilde{g}''(\tilde{x}) \cdot \Delta^2}{\Delta} \right| \\
&\leq \left| \frac{g(x + \Delta) - \tilde{g}(x + \Delta)}{\Delta} \right| + \left| \frac{g(x) - \tilde{g}(x)}{\Delta} \right| + |(\tilde{g}''(\tilde{x}) - g''(\bar{x})) \cdot \Delta| \\
&\leq \frac{2\epsilon}{\Delta} + 2C\Delta
\end{aligned}$$

By the inequality of arithmetic and geometric means, $\frac{2\epsilon}{\Delta} + 2C\Delta \geq 2\sqrt{\frac{2\epsilon}{\Delta} \cdot 2C\Delta} = 4\sqrt{\epsilon C}$ holds, and the equality holds only when $\frac{2\epsilon}{\Delta} = 2C\Delta$, i.e. $\Delta = \sqrt{\frac{\epsilon}{C}}$. \square