

PolyBin3D: A Suite of Optimal and Efficient Power Spectrum and Bispectrum Estimators for Large-Scale Structure

Oliver H. E. Philcox^{1,2,*} and Thomas Flöss^{3,4,†}

¹*Department of Physics, Columbia University, New York, NY 10027, USA*

²*Simons Society of Fellows, Simons Foundation, New York, NY 10010, USA*

³*Van Swinderen Institute, University of Groningen, 9747 AG Groningen, The Netherlands*

⁴*Kapteyn Astronomical Institute, University of Groningen, 9700 AV Groningen, The Netherlands*

By measuring, modeling and interpreting cosmological datasets, one can place strong constraints on models of the Universe. Central to this effort are summary statistics such as power spectra and bispectra, which condense the high-dimensional dataset into low-dimensional representations. In this work, we introduce a modern set of estimators for computing such statistics from three-dimensional clustering data, and provide a flexible PYTHON implementation; POLYBIN3D. Working in a maximum-likelihood formalism, we derive general estimators for the two- and three-point functions, which yield unbiased spectra regardless of the survey mask, weighting scheme, and presence of holes in the window function. These can be directly compared to theory without the need for mask-convolution. Furthermore, we present a numerical scheme for computing the optimal (minimum-variance) estimators for a given survey, which is shown to reduce error-bars on large-scales. Our PYTHON package includes both general “unwindowed” estimators and idealized equivalents (appropriate for simulations), each of which are efficiently implemented using fast Fourier transforms and Monte Carlo summation tricks, and additionally supports GPU acceleration. These are extensively validated in this work, with Monte Carlo convergence (relevant for masked data) achieved using only a small number of iterations (typically < 10 for bispectra). This will allow for fast and unified measurement of two- and three-point functions from current and upcoming survey data.

I. INTRODUCTION

From the clustering of galaxies to the distribution of gravitational waves, random fields play a major role in cosmology. Usually, one is concerned not with the precise stochastic realization but its ergodic distribution: central to this effort is the set of N -point *correlation functions* or their Fourier-conjugates, *polyspectra*, which characterize the distribution’s moments. If random field in question follows a close-to-Gaussian distribution, the statistical properties of the field can be well-described by the set of correlators with low (integer) N , with a perfectly Gaussian distribution requiring only $N = 1, 2$. Three canonical examples of this are the temperature fluctuations probed by cosmic microwave background (CMB) experiments [e.g., 1–3], the distribution of matter sourcing weak gravitational lensing [4–6], and the large-scale structure (LSS) observed in spectroscopic galaxy surveys [e.g., 7, 8]. For the latter two observables, this limit is realized only on large-scales; on smaller scales, non-linear phenomena abound, and the distribution becomes highly non-Gaussian.

The above discussion motivates a practical manner in which to perform cosmological analyses: one measures the correlation functions of a given field and compares them to theoretical predictions. Indeed, this is the approach adopted by almost all analyses of CMB and LSS data to date [e.g., 1–9]. Given a sufficiently accurate model, one can constrain any ingredient of the cosmological model used to generate it; in practice, this has allowed constraints to be wrought on the various components of the standard Λ CDM model [e.g., 1–3, 9–13], the physics of inflation [e.g., 14–18], and novel phenomena stemming from a variety of sources [e.g., 19–24]. Many analyses consider only the two-point function (or power spectrum); however, the addition of the next-order statistics (the Fourier-space bispectrum and trispectrum, with $N = 3, 4$) have been shown to source tighter constraints on the Λ CMB universe (in LSS analyses), as well as to directly the dynamics and field content of the primordial Universe [e.g., 25–27]. In the non-linear regime probed by small-scale LSS experiments, the low-order correlators do not form a (close-to) complete basis; whilst there is little consensus about the optimal statistics in this regime, the literature abounds with possibilities, including one-point functions [e.g., 28–30], void statistics [e.g., 31–33], marked correlators [e.g., 34–37], the power spectra of transformed fields [e.g., 38–42], topological descriptors [e.g., 43–52], wavelets [e.g., 53–56], convolutional neural networks [e.g., 57–60], and beyond.

* ohep2@cantab.ac.uk

† tsfloss@gmail.com

A central part of the aforementioned analyses is the measurement of N -point correlators from data. In principle, this is straightforward: one simply correlates the values of the random field at N points in space, averaging over translations. In practice, many subtleties arise. What weights should be applied to the data before computing moments? Can one account for systematic effects and survey geometry? How can the estimator be efficiently implemented? In short, one seeks the optimal estimator for a given statistic, or at least, some close-to-optimal form that can be computed within reasonable computation time.

In this work, we focus on the (quasi-)optimal estimation of the lowest-order Fourier-space correlators; the (binned) power spectrum and bispectrum. Furthermore, we will focus on three-dimensional scalar observables, such as the observed or simulated distribution of dark matter and galaxies; [61, 62] (themselves building on [63–65]) details the analogous estimators for scalar and tensor fields on the two-sphere. Ours is far from the first work to consider such estimators; on the contrary, there exists a large body of literature discussing such methods across several decades. These include a variety of (quasi-)optimal quadratic power spectrum estimators [66–69] (which saw significant application in the early 2000s [e.g., 70–73]), approximate power spectrum weighting schemes [74–79], sub-optimal but efficient bispectrum estimators [80–89], as well as extension to anisotropy [90–98], and the analogous methods for two-sphere observables (including [99–103] for the two-point function and [64, 65, 104–108] for higher-point functions). This work adds to the canon in the following manners:

- **Mask-Induced Bias:** Following methods developed for two-dimensional CMB analyses [61, 62, 64–69], we develop *unbiased* estimators for the power spectrum and bispectrum. This stands in contrast to most conventional approaches, whose outputs are modulated by the observational window function (*i.e.* mask), stemming from the galaxy selection, bright stars in the image, dust extinction from the Milky Way and beyond. The resulting *unwindowed* estimators can be efficiently computed, and allow the output spectra to be directly compared to theory. This stands in contrast to the standard approach [e.g., 74, 78], which computes mask-convolved spectra (pseudo-spectra), that must be compared to similarly convolved theory (see [109] for a detailed discussion of these differences.). The latter approach is extremely expensive for statistics beyond the power spectrum, which has typically led to works making simplifying assumptions [e.g., 11, 17, 88, 110] (though see [111] for an improved approach), which can induce significant bias on cosmological parameters, recently demonstrated in [18].
- **Weighting & Optimality:** Our estimators allow the data to be weighted by arbitrary (linear) schemes, whilst remaining unbiased. This allows for anisotropic noise weighting, systematics deprojection [e.g., 112, 113]), Wiener-filtering, in-painting and beyond to be applied to the data. Furthermore, we do not require an explicit form for the weighting, only its action on a map. Finally, we provide a numerical approach for computing the optimal weighting scheme (which may be dense in real- and Fourier-space), which gives the minimum-variance estimator (in the Gaussian limit), and thus the tightest error-bars on any derived parameters.
- **Holes:** We pay close attention to holes in the mask, *i.e.* regions with vanishing background density. These can lead to biases and instabilities in the optimal estimators (found in previous treatments[114, 115]) unless carefully accounted for.
- **Generalization:** We carefully consider the simplification of our estimators in limiting regimes, such that they can be efficiently applied to both observational data and numerical simulations (scaling as $\mathcal{O}(N_{\text{pix}} \log N_{\text{pix}}$ when using N_{pix} pixels). We also simultaneously consider all the main statistics used in modern full-shape analyses of galaxy survey data [e.g., 9, 10]: the anisotropic moments of both the power spectrum and bispectrum. The corresponding forms could be straightforwardly extended to the trispectrum.
- **Code:** We provide a modular and easy-to-use PYTHON package, POLYBIN3D, implementing the unwindowed power spectrum and bispectrum estimators, as well as their idealized equivalents. This makes extensive use of fast Fourier transforms and Monte Carlo methods, which allow the high-dimensional equations to be computed in a very efficient manner. Since many of the operations required for computing the estimators can benefit significantly from GPU acceleration, the code provides GPU support using JAX, requiring only a minimal addition of code. We provide a suite of tutorials¹ demonstrating and validating our pipeline.

Finally, we note that this work builds upon our previous formulations of optimal power spectrum and bispectrum estimators [61, 62] (for the CMB) and [10, 114, 115] (for galaxy clustering). Our treatment here is purposefully self-contained, and extends beyond the former in many ways, including (but not limited to): generalized treatment of weighting schemes, holes in the survey mask, improved Monte Carlo methods, a unified approach to all statistics, extensive validation tests, and, last but certainly not least, a new user-friendly CPU and GPU code, POLYBIN3D.

¹ Available at [GitHub.com/OliverPhilcox/PolyBin3D](https://github.com/OliverPhilcox/PolyBin3D).

The remainder of this paper is organized as follows. In §III we describe the theoretical underpinnings of the (quasi-)optimal estimators, before discussing the specific application to LSS power spectrum and bispectrum estimators in §III & §IV. §V discusses our numerical implementations in POLYBIN3D, before the estimators are validated in §VI. We conclude with a general discussion in §VII. Throughout this work we will define the forward and reverse Fourier transforms by

$$a(\mathbf{k}) \equiv \text{FT}[a](\mathbf{k}) = \int d\mathbf{x} e^{-i\mathbf{k} \cdot \mathbf{x}} a(\mathbf{x}), \quad a(\mathbf{x}) \equiv \text{IFT}[a](\mathbf{x}) = \int_{\mathbf{k}} e^{i\mathbf{k} \cdot \mathbf{x}} a(\mathbf{k}), \quad (1)$$

indicating configuration- and Fourier-space quantities by the coordinates $\mathbf{x}, \mathbf{y}, \mathbf{r}, \dots$ and $\mathbf{k}, \mathbf{p}, \dots$ respectively. Here and henceforth we denote $\int_{\mathbf{k}} \equiv \int d^3\mathbf{k}/(2\pi)^3$. Key equations throughout the text are boxed, with those defining the key parts of the POLYBIN3D unwinded and ideal estimators shown in red and blue respectively.

II. QUASI-OPTIMAL POLYSPECTRUM ESTIMATORS

We begin by discussing the general form of quasi-optimal estimators for binned polyspectra. Much of our treatment follows [61, 62] (itself building on [10, 67–69, 114, 115]), but we recapitulate it for clarity. Furthermore, we introduce a more weighting scheme and pixelation treatment, and take special care to ensure that our estimators are stable and optimal in the presence of holes in the survey mask. In particular, previous treatments required dividing by the survey mask (as well as recursive application of pixelation matrices), which can cause numerical problems when the mask is incomplete, and induce non-trivial bias; our new approach obviates these issues and is guaranteed to be unbiased. Whilst this section will be technical in nature (and could be skipped by the reader uninterested in theoretical underpinnings), it sets the form of the estimators used in the remainder of this work.

A. Optimal Estimators

At heart, estimator theory seeks to answer the following question: “how can I obtain the minimum-variance unbiased estimator for given set of quantities, $\{x_\alpha\}$, from a dataset, d ?”. To answer this, we must understand the statistical properties of d , and their relation to the quantities of interest, $\{x_\alpha\}$ (such as power spectrum bandpowers). In this work, our dataset is the large-scale structure density field extracted from a set of simulations or data, which we will denote d_i for pixel index i . On sufficiently large-scales this is fully described by a Gaussian likelihood with covariance $C_{ij} \equiv \langle d_i d_j^* \rangle$; on smaller (but still perturbative) scales, d follows an Edgeworth expansion [e.g., 116] with log-likelihood (assuming Einstein summation):

$$\begin{aligned} \log \mathcal{L}(d) = & \left(-\frac{1}{2} C_{ij}^{-1} d^{i*} d^j - \frac{1}{2} \text{Tr} \log C \right) \\ & + \log \left[1 + \frac{1}{3!} (\mathcal{H}^{ijk} [C^{-1} d])^* \langle d_i d_j d_k \rangle_c + \frac{1}{4!} (\mathcal{H}^{ijkl} [C^{-1} d])^* \langle d_i d_j d_k d_l \rangle_c + \dots \right] + \text{const.}, \end{aligned} \quad (2)$$

which is specified entirely by the connected correlation functions C_{ij} and $\langle \dots \rangle_c$. Here, we have defined the Hermite tensors:

$$\begin{aligned} \mathcal{H}_{ijk}[h] &= h_i h_j h_k - [\langle h_i h_j \rangle h_k + 2 \text{ perms.}] \\ \mathcal{H}_{ijkl}[h] &= h_i h_j h_k h_l - [\langle h_i h_j \rangle h_k h_l + 5 \text{ perms.}] + [\langle h_i h_j \rangle \langle h_k h_l \rangle + 2 \text{ perms.}], \end{aligned} \quad (3)$$

and note that only the first line in (2) survives in the Gaussian limit.

According to the Cramér-Rao theorem, the optimal estimator for some quantity x_α appearing only in the n -point correlation function (such as a coefficient in the binned n -point function) can be obtained by extremizing (2). Assuming that the background solution is Gaussian (*i.e.* that the fiducial correlators are zero for $n > 2$), this gives the estimator

$$\boxed{\begin{aligned} \hat{x}_\alpha &= \sum_{\beta} \mathcal{F}_{\alpha\beta}^{-1} x_\beta^{\text{num}}, \quad x_\alpha^{\text{num}} = \frac{1}{n!} \frac{\partial \langle d^{i_1} \dots d^{i_n} \rangle_c}{\partial x_\alpha} \mathcal{H}_{i_1 \dots i_n}^* [C^{-1} d] \\ \mathcal{F}_{\alpha\beta} &= \frac{1}{n!} \left[\frac{\partial \langle d^{i_1} \dots d^{i_n} \rangle_c^*}{\partial x_\alpha} C_{i_1 j_1}^{-1} \dots C_{i_n j_n}^{-1} \frac{\partial \langle d^{j_1} \dots d^{j_n} \rangle_c}{\partial x_\beta} \right]^* \end{aligned}} \quad (4)$$

in terms of a numerator, x^{num} and a ‘Fisher matrix’ $\mathcal{F}_{\alpha\beta}$.² Note that we have allowed the data to be complex to retain generality, though d_i is usually real in LSS contexts. (4) obeys certain properties:

- **Bias:** If $\{x_\alpha\}$ fully describe the n -point correlator (such that $\langle d_{i_1} \cdots d_{i_n} \rangle = \sum_\alpha x_\alpha \partial \langle d_{i_1} \cdots d_{i_n} \rangle / \partial x_\alpha$, the estimator is unbiased, such that $\mathbb{E}[\hat{x}_\alpha] = x_\alpha$.
- **Optimality:** Under the assumption of Gaussianity, (4) is the minimum-variance estimator for x_α , and thus optimal.
- **Covariance:** Again working in the Gaussian limit, the covariance of \hat{x}_α is given by $[\mathcal{F}^{-1}]_{\alpha\beta}$.

In practice, implementing the optimal estimator of (4) is non-trivial since (a) there are often contributions not described by $\{x_\alpha\}$ (e.g., stochasticity), and (b) the necessary operations are too high-dimensional to implement in a naïve fashion. For example, the pixel-space covariance \mathbf{C}_{ij} has dimension $N_{\text{pix}} \times N_{\text{pix}}$ and $N_{\text{pix}} \gtrsim 10^6$ usually, making it infeasible to store, let alone invert. In the remainder of this paper, we discuss how such issues can be overcome, leading to practically implementable and close-to- optimal estimators.

B. Generalized Estimators

Starting from (4), a more general estimator can be wrought by replacing the \mathbf{C}^{-1} weighting (which, in general, is computationally limiting) with a general matrix $\tilde{\mathbf{C}}^{-1}$ (which may be asymmetric). For example, one may choose $\tilde{\mathbf{C}}^{-1}$ to be diagonal in configuration- or Fourier-space, which would greatly reduce its computational requirements. With this modification, we obtain

$$\begin{aligned} \hat{x}_\alpha &\equiv \sum_\beta \mathcal{F}_{\alpha\beta}^{-1} [x_\beta^{\text{num}} - x_\beta^{\text{bias}}] \\ x_\alpha^{\text{num}} &= \frac{1}{n!} \frac{\partial \langle d^{i_1} \cdots d^{i_n} \rangle_c}{\partial x_\alpha} \mathcal{H}_{i_1 \cdots i_n}^* [\tilde{\mathbf{C}}^{-1} d], \\ x_\alpha^{\text{bias}} &= \frac{1}{n!} \frac{\partial \langle d^{i_1} \cdots d^{i_n} \rangle_c}{\partial x_\alpha} [\tilde{\mathbf{C}}_{i_1 j_1}^{-1} \cdots \tilde{\mathbf{C}}_{i_n j_n}^{-1} \mathbf{N}^{j_1 \cdots j_n}]^* \\ \mathcal{F}_{\alpha\beta} &= \frac{1}{n!} \left[\frac{\partial \langle d^{i_1} \cdots d^{i_n} \rangle_c}{\partial x_\alpha} \tilde{\mathbf{C}}_{i_1 j_1}^{-1} \cdots \tilde{\mathbf{C}}_{i_n j_n}^{-1} \frac{\partial \langle d^{j_1} \cdots d^{j_n} \rangle_c}{\partial x_\beta} \right]^*, \end{aligned} \quad (5)$$

noting the redefinition $\mathbf{C}^{-1} d \rightarrow \tilde{\mathbf{C}}^{-1} d$, with the Hermite tensors as before. We have additionally introduced a ‘bias’ term $\mathbf{N}^{i_1 \cdots i_n}$; this is defined as the piece of $\langle d^{i_1} \cdots d^{i_n} \rangle_c$ not captured by $\{x_\alpha\}$ (usually a shot-noise contribution). Finally, we note that $\mathcal{F}_{\alpha\beta}$ is Hermitian only if $\tilde{\mathbf{C}}^{-1}$ is. Our new estimators have the following properties:

- **Bias:** The estimator is unbiased regardless of our assumptions on the likelihood and $\tilde{\mathbf{C}}^{-1}$.
- **Optimality:** In the limit of $\tilde{\mathbf{C}}^{-1} \rightarrow \mathbf{C}^{-1}$ and a Gaussian likelihood, (5) is the minimum-variance estimator. Note that this assumes \mathbf{C} is invertible; below, we will introduce a more subtle condition which ensures optimality in the general scenario..
- **Covariance:** In the Gaussian limit, the covariance of x_α^{num} is given by

$$\text{cov}(x_\alpha^{\text{num}}, x_\beta^{\text{num}}) = \frac{1}{n!} \left[\frac{\partial \langle d^{i_1} \cdots d^{i_n} \rangle_c}{\partial x_\alpha} [\tilde{\mathbf{C}}^{-1} \mathbf{C} \tilde{\mathbf{C}}^{-\dagger}]_{i_1 j_1} \cdots [\tilde{\mathbf{C}}^{-1} \mathbf{C} \tilde{\mathbf{C}}^{-\dagger}]_{i_n j_n} \frac{\partial \langle d^{j_1} \cdots d^{j_n} \rangle_c}{\partial x_\beta} \right]^* \quad (6)$$

(with $M^{-\dagger} \equiv (M^{-1})^\dagger$ here and henceforth), thus the covariance of \hat{x}_α reduces to $[\mathcal{F}^{-1}]_{\alpha\beta}$ if $\tilde{\mathbf{C}}^{-1} \mathbf{C} \tilde{\mathbf{C}}^{-\dagger} = \tilde{\mathbf{C}}^{-1}$ (a sufficient condition for optimality).

² For $n = 2$, these estimators are formed by expanding around some fiducial $\{x_\alpha\}$ rather than $\{x_\alpha = 0\}$, *i.e.* computing the Newton-Raphson estimate [cf., 67–69, 109]. This gives an extra term in the estimators, but it cancels with that from the trace in (2), such that (4) applies for all $n \geq 2$.

C. Specialization to Spectroscopic Surveys

In the above sections, we have presented formal estimators for quantities appearing in the n -point correlators of a generic field d_i . Here, we will consider their application to three-dimensional surveys, such as the galaxy density measured by spectroscopic surveys or the matter density field from simulations. Whilst we leave the details of the precise n -point estimators to §III & §IV, we will here discuss the form of the data and an appropriate weighting scheme \mathbf{C}^{-1} , since these impact estimators of all order. Throughout this section we will *not* assume that \mathbf{C} is full-rank, unlike previous works. This is discussed in more detail in §IID.

In spectroscopic surveys, the observational data, d , is taken as the difference between a set of observed galaxies, n_g and a collection of random points, n_r . In configuration-space, this can be written

$$d(\mathbf{x}) = \int d\mathbf{y} m(\mathbf{x} - \mathbf{y}) [n_g(\mathbf{y}) - \alpha n_r(\mathbf{y})] = \int d\mathbf{y} m(\mathbf{x} - \mathbf{y}) n(\mathbf{y}) [\delta(\mathbf{y}) + \epsilon(\mathbf{y})], \quad (7)$$

where α is the ratio of galaxies to randoms and we have convolved the underlying fields by a pixelation window (such as cloud-in-cell), encoding how discrete particles are assigned to a lattice [e.g., 117]. In the right equation, we have converted these fields into the underlying overdensity, δ (which is the cosmological quantity of interest), a Poissonian stochasticity field ϵ^3 , and the background galaxy density n , assuming that $\langle \delta \rangle = \langle \epsilon \rangle = 0$.

The above data model applies also to simulations: in this case, the background density is uniform ($n(\mathbf{x}) = \bar{n}$), and, for the matter field, $\epsilon(\mathbf{x})$ can usually be set to zero. Furthermore, if the underlying observable is a continuous field, $m(\mathbf{x} - \mathbf{y}) = \delta_D(\mathbf{x} - \mathbf{y})$, *i.e.* no pixelation-window is applied. Retaining both m and n for generality, the data model can be written in matrix form as

$$d = MW[\delta + \epsilon], \quad (8)$$

where the $N_{\text{pix}} \times N_{\text{pix}}$ pixelation matrix $M(\mathbf{x}, \mathbf{y}) = m(\mathbf{x} - \mathbf{y})$ is diagonal in Fourier-space and the $N_{\text{pix}} \times N_{\text{pix}}$ mean density matrix (*i.e.* window function) $W(\mathbf{x}, \mathbf{y}) \propto \delta_D(\mathbf{x} - \mathbf{y})$ is (usually) diagonal in real-space. If the mask contains holes, this is not a full-rank matrix, with $[W\delta](\mathbf{x})$ vanishing for some \mathbf{x} .

The optimal estimators discussed in §IIA require the two-point correlation function of the data $\mathbf{C} \equiv \langle dd^\dagger \rangle$. From (8) this is given in matrix form by

$$\mathbf{C} = MW\xi W^\dagger M^\dagger + \mathbf{N}, \quad (9)$$

where $\xi = \langle \delta\delta^\dagger \rangle$ is the true two-point function of the tracer (encoding the power spectrum) and \mathbf{N} is a Poisson noise term given by $\mathbf{N} \equiv MW \langle \epsilon\epsilon^\dagger \rangle W^\dagger M^\dagger \approx \beta MWM^\dagger$, where β is some scalar (close to unity) encoding contributions from the random catalog and non-uniform weights. A similar procedure may be wrought for higher-point functions. Dropping the shot-noise contribution for now, the n -point correlator of d can be written in terms of the n -point function of δ (which is the main quantity of interest):⁴

$$\langle d^{i_1} \dots d^{i_n} \rangle_c \supset [MW]^{i_1 j_1} \dots [MW]^{i_n j_n} \zeta_{j_1 \dots j_n}; \quad (10)$$

importantly, all n -point correlators (and thus all terms in the general estimator of (5)) contain n factors of $[MW]$, which will be important below.

D. Weighting Schemes

As discussed in §IIB, optimal polyspectrum estimators involve the weighting scheme $\tilde{\mathbf{C}}^{-1} = \mathbf{C}^{-1}$, which requires inverting (9). For an idealized scenario (such as the analysis of an N -body simulation), this can be performed explicitly, leading to

$$\mathbf{C}^{-1} \rightarrow \frac{1}{\bar{n}^2} M^{-\dagger} [\xi + \mathbf{l}/\bar{n}]^{-1} M^{-1}, \quad (11)$$

where \mathbf{l} is the identity. In the ideal limit $\beta = 1$ and $W = \bar{n} \times \mathbf{l}$, thus M is full-rank and invertible. In Fourier-space, this is straightforward:

$$\mathbf{C}^{-1}(\mathbf{x}, \mathbf{y}) \rightarrow \frac{1}{\bar{n}^2} \int_{\mathbf{k}} e^{i\mathbf{k} \cdot (\mathbf{x} - \mathbf{y})} \frac{1}{m(k)} \frac{1}{P(\mathbf{k}) + \bar{n}^{-1}} \frac{1}{m(k)} \quad (12)$$

³ We absorb any non-Poissonian noise into the overdensity field δ .

⁴ Usually, the two-point function is defined as $\xi_{j_1 j_2} = \langle \delta_{j_1} \delta_{j_2}^* \rangle$ rather than $\zeta_{j_1 j_2} = \langle \delta_{j_1} \delta_{j_2} \rangle$; this will be assumed in §III.

and simply corresponds to a Wiener filter, removing the pixel window and fiducial power spectrum $P(\mathbf{k})$ [e.g., 80, 118]. Such a weighting will be used to build the POLYBIN3D idealized power spectrum and bispectrum estimators, as we discuss below.

When applied to observational data, the above approach presents challenges. In particular, the background tracer density $n(\mathbf{x})$ often contains holes (*i.e.* pixels for which $n(\mathbf{x}) = 0$), such that the window matrix W is not of full-rank and thus cannot be inverted. In this regime, \mathbf{C} cannot be inverted thus the above condition for an optimal estimator ($\tilde{\mathbf{C}}^{-1} = \mathbf{C}^{-1}$) cannot be realized. However, we note that, whilst sufficient, this is not a necessary condition for optimality. Inserting the definition of the masked correlator (10) into (6), we find that a minimum variance estimator (defined by setting $\text{cov}(x_\alpha^{\text{num}}, x_\beta^{\text{num}}) = \mathcal{F}_{\alpha\beta}$) actually requires

$$W^\dagger M^\dagger \tilde{\mathbf{C}}^{-1} \mathbf{C} \tilde{\mathbf{C}}^{-\dagger} M W = W^\dagger M^\dagger \tilde{\mathbf{C}}^{-1} M W; \quad (13)$$

if MW is not full-rank, this is a weaker condition than before. Roughly speaking, we require $\tilde{\mathbf{C}}^{-1} \mathbf{C} \tilde{\mathbf{C}}^{-1} = \tilde{\mathbf{C}}^{-1}$ only for pixels which are not killed by the (pixel-window-convolved) mask.

Given the above complications, it is useful to introduce a new weighting scheme, denoted \mathbf{S}^{-1} , which will avoid the (purely formal) need to invert the window matrix W . Defining the asymmetric $N_{\text{pix}} \times N_{\text{pix}}$ matrix $\mathbf{S}^{-1} M^{-1} \equiv W^\dagger M^\dagger \tilde{\mathbf{C}}^{-1}$, we can rewrite the general estimator of (5) as

$$\begin{aligned} x_\alpha^{\text{num}} &= \frac{1}{n!} \frac{\partial \zeta^{i_1 \dots i_n}}{\partial x_\alpha} \mathcal{H}_{i_1 \dots i_n}^* [\mathbf{S}^{-1} M^{-1} d] \\ x_\alpha^{\text{bias}} &= \frac{1}{n!} \frac{\partial \zeta^{i_1 \dots i_n}}{\partial x_\alpha} [[\mathbf{S}^{-1} M^{-1}]_{i_1 j_1} \dots [\mathbf{S}^{-1} M^{-1}]_{i_n j_n} N^{j_1 \dots j_n}]^* \\ \mathcal{F}_{\alpha\beta} &= \frac{1}{n!} \left[\frac{\partial \zeta^{i_1 \dots i_n}}{\partial x_\alpha} [\mathbf{S}^{-1} W]_{i_1 j_1} \dots [\mathbf{S}^{-1} W]_{i_n j_n} \frac{\partial \zeta^{j_1 \dots j_n}}{\partial x_\beta} \right]^* \\ \text{cov}(x_\alpha^{\text{num}}, x_\beta^{\text{num}}) &= \frac{1}{n!} \left[\frac{\partial \zeta^{i_1 \dots i_n}}{\partial x_\alpha} [\mathbf{S}^{-1} M^{-1} \mathbf{C} M^{-\dagger} \mathbf{S}^{-\dagger}]_{i_1 j_1} \dots [\mathbf{S}^{-1} M^{-1} \mathbf{C} M^{-\dagger} \mathbf{S}^{-\dagger}]_{i_n j_n} \frac{\partial \zeta^{j_1 \dots j_n}}{\partial x_\beta} \right]^* \end{aligned} \quad (14)$$

(assuming invertible M). Notably, $\mathcal{F}_{\alpha\beta}$ contains n -factors of W , encoding the effective volume of the statistic. In this case, the optimality condition becomes

$$\mathbf{S}^{-1} W = \mathbf{S}^{-1} M^{-1} \mathbf{C} M^{-\dagger} \mathbf{S}^{-\dagger} = \mathbf{S}^{-1} [W \xi W^\dagger + \beta W] \mathbf{S}^{-\dagger}, \quad (15)$$

inserting (9) in the second equality. Though it may not seem immediately apparent, these estimators are far simpler to implement than the general forms of (5) since the window matrix appears only in the normalization $\mathcal{F}_{\alpha\beta}$ and there is no requirement to invert W at any stage. Furthermore, it simplifies computation by reducing the number of linear transforms in the estimator. The forms of (14) and (15) will be used throughout the remainder of this work, and represent an important difference to previous prescriptions [114, 115], which required explicit (and unstable) division by the window function, as well as repeated pixel convolutions.

E. Implementing \mathbf{S}^{-1}

Finally, let us discuss how the optimal filtering \mathbf{S}^{-1} , can be applied in practice. In the ideal limit of a uniform background density with a translation-invariant correlation function, the minimum-variance filter can be computed explicitly; following (12), we find

$$\mathbf{S}_{\text{ideal}}^{-1}(\mathbf{x}, \mathbf{y}) = \frac{1}{\bar{n}} \int_{\mathbf{k}} e^{i\mathbf{k} \cdot (\mathbf{x} - \mathbf{y})} \frac{1}{P(\mathbf{k}) + \bar{n}^{-1}} \Rightarrow [\mathbf{S}_{\text{ideal}}^{-1} v](\mathbf{x}) = \frac{1}{\bar{n}} \int_{\mathbf{k}} e^{i\mathbf{k} \cdot \mathbf{x}} \frac{v(\mathbf{k})}{P(\mathbf{k}) + \bar{n}^{-1}}, \quad (16)$$

where the second equality shows how \mathbf{S}^{-1} can be applied to an arbitrary map $v(\mathbf{x})$ via Fourier transforms. The general estimators of (14) involve the quantity $\mathbf{S}^{-1} M^{-1} d$; using the above weights, this corresponds to first removing the pixel-window function from the data (with $M^{-1} d$ given by $d(\mathbf{k})/m(k)$ in Fourier-space), then Wiener-filtering using the fiducial power spectrum, $P(\mathbf{k})$. A second common limit is the ‘‘FKP’’ form [74], whence one assumes a constant power spectrum $P(\mathbf{k}) = P_{\text{FKP}}$, but allows for a varying window function. In this case, the optimality condition of (15) yields

$$\mathbf{S}_{\text{FKP}}^{-1}(\mathbf{x}, \mathbf{y}) = \frac{\delta_{\text{D}}(\mathbf{x} - \mathbf{y})}{n(\mathbf{x}) P_{\text{FKP}} + \beta} \Rightarrow [\mathbf{S}_{\text{FKP}}^{-1} v](\mathbf{x}) = \frac{v(\mathbf{x})}{n(\mathbf{x}) P_{\text{FKP}} + \beta}, \quad (17)$$

which is similar to the usual FKP weight, though it is applied to the gridded field (instead of the galaxy catalog directly) and includes both angular and redshift variations in the background density. Notably, this is applied only to pixels with non-zero $n(\mathbf{x})$ (as mandated by the arguments below).

Beyond these limits, the optimal \mathbf{S}^{-1} matrix is usually dense in both configuration- and Fourier-space and thus difficult to compute explicitly. This does not preclude its use however, since the estimators below require only its action on a map, $[\mathbf{S}^{-1}v](\mathbf{x})$, which can be computed using numerical techniques. To illustrate this, we first consider the optimality equation for non-invertible W in more depth. Taking the transpose of (15) and writing out matrix components explicitly, we find

$$\mathbf{S}_{ij}^{-1} [W\xi + \beta\mathbf{l}]^{jk} [W^\dagger\mathbf{S}^{-\dagger}]_{kl} = [W^\dagger\mathbf{S}^{-\dagger}]_{il}, \quad (18)$$

assuming Einstein summation. Assuming that the window matrix is diagonal (*i.e.* $W(\mathbf{x}, \mathbf{y}) = n(\mathbf{x})\delta_{\mathbf{D}}(\mathbf{x} - \mathbf{y})$), we can restrict the summation in (19) to only pixels with $n(\mathbf{x}) \neq 0$, which we denote by capital roman indices $I, J, \dots \in \{1, N_{\text{sub}}\}$: with components

$$\mathbf{S}_{IJ}^{-1} [W\xi + \beta\mathbf{l}]^{JK} [W^\dagger\mathbf{S}^{-\dagger}]_{Kl} = [W^\dagger\mathbf{S}^{-\dagger}]_{Il}, \quad (19)$$

additionally noting that $[W^\dagger\mathbf{S}^{-\dagger}](\mathbf{x}, \mathbf{y})$ is zero unless $n(\mathbf{x}) \neq 0$. Notably, this is simply a matrix product in the N_{sub} -dimensional subspace of non-zero pixels, thus we require $\mathbf{S}_{IJ}^{-1} [W\xi + \beta\mathbf{l}]^{JK} = \mathbf{l}_I^K$ in this space (noting that all matrices are now full-rank and invertible). Rearranging gives the equation

$$[W\xi + \beta\mathbf{l}]^{IJ} \mathbf{S}_{JK}^{-1} v^K = v^I, \quad (20)$$

where we have applied the matrix to a N_{sub} -dimensional vector v^I .⁵ Finally, this can be rewritten in the full N_{pix} -dimensional space, by promoting v^I to a map $v(\mathbf{x})$ with $v(\mathbf{x}) = 0$ for $n(\mathbf{x}) = 0$.⁶ In integral form, this gives

$$\boxed{\int d\mathbf{y} [n(\mathbf{x})\xi(\mathbf{x}, \mathbf{y}) + \beta\delta_{\mathbf{D}}(\mathbf{x} - \mathbf{y})] \Phi(\mathbf{y})[\mathbf{S}^{-1}v](\mathbf{y}) = v(\mathbf{x})}, \quad (21)$$

where $\Phi(\mathbf{x}) = 0$ if $n(\mathbf{x}) = 0$ and 1 else. This resulting equation has an important and practical consequence. Given a map $v(\mathbf{x})$, one can compute $[\mathbf{S}^{-1}v](\mathbf{x})$ by numerically solving (21), using conjugate gradient descent schemes [cf. 64, 114] (or with more advanced Machine Learning prescriptions [e.g., 119]), coupled with the approximate forms in (16) & (17). This can be done efficiently noting that, if ξ is translation-invariant, the equation can be implemented using Fourier-transforms (as we discuss in §III).

Finally, let us remark on the journey so far. Starting from the perturbative likelihood for our dataset d , we have derived optimal estimators for binned polyspectrum coefficients ($\{x_\alpha\}$) and their generalized unbiased equivalents for arbitrary weighting schemes. Specializing to spectroscopic surveys with incomplete window functions, $n(\mathbf{x})$, we have motivated a more nuanced set of estimators (14), with an associated optimality condition on the weighting \mathbf{S}^{-1} , and have discussed how this can be computed, either via approximations or with numerical methods. In the remainder of this work, we will apply the above formalism to the problem at hand: estimating the redshift-space power spectrum and bispectrum from observational clustering data and simulations.

III. POWER SPECTRUM ESTIMATORS

A. Definitions

Our first application of the quasi-optimal estimators is to the power spectrum of spectroscopic data. To form the estimators we must first define the quantities we wish to measure and their relation to the pixel-space correlators: here the power spectrum bandpowers and the two-point function of the underlying overdensity field $\xi_{ij} \equiv \langle \delta_i \delta_j^* \rangle$.

In configuration-space, the two point function can be expressed in terms of the power spectrum, P , via

$$\xi(\mathbf{x}, \mathbf{y}) \equiv \frac{1}{2} \int_{\mathbf{k}} e^{i\mathbf{k} \cdot (\mathbf{x} - \mathbf{y})} [P(\mathbf{k}; \hat{\mathbf{x}}) + P(-\mathbf{k}; \hat{\mathbf{y}})], \quad (22)$$

⁵ This differs subtly but importantly from the form suggested in [114], which required solving \tilde{C}^{-1} via $[MW\xi W^\dagger M^\dagger + \beta M W M^\dagger] \tilde{C}^{-1} v = v$. The two approaches coincide for invertible MW .

⁶ This restriction is justified since \mathbf{S}^{-1} acts only on maps which have this property (*e.g.* $M^{-1}d$).

where $P(\mathbf{k}; \hat{\mathbf{d}})$ is the power spectrum with anisotropy measured with respect to the line-of-sight $\hat{\mathbf{d}}$. Here, we have symmetrized over the two ‘end-point’ definitions for $\hat{\mathbf{n}}$, as in the Yamamoto approximation [76].⁷ In the distant-observer limit $\hat{\mathbf{x}} \rightarrow \hat{\mathbf{n}}$ for a global line-of-sight $\hat{\mathbf{n}}$, thus $\xi(\mathbf{x}, \mathbf{y})$ is translation-invariant and thus diagonal in Fourier-space. Expanding the angular dependence of $P(\mathbf{k}; \hat{\mathbf{d}})$ in Legendre polynomials, we find

$$\xi(\mathbf{x}, \mathbf{y}) = \frac{1}{2} \sum_{\ell=0}^{\infty} \int_{\mathbf{k}} e^{i\mathbf{k} \cdot (\mathbf{x}-\mathbf{y})} P_{\ell}(k) \left[L_{\ell}(\hat{\mathbf{k}} \cdot \hat{\mathbf{x}}) + (-1)^{\ell} L_{\ell}(\hat{\mathbf{k}} \cdot \hat{\mathbf{y}}) \right], \quad (23)$$

where moments with $\ell > 0$ are induced by redshift-space distortions and odd ℓ are sourced only by wide-angle effects (which vanish in the distant observer limit).⁸ Finally, we can rewrite the power spectrum multipoles $P_{\ell}(k)$ in terms of band-power coefficients, p_{α} via $P_{\ell}(k) \approx \sum_b p_{\alpha} \Theta_b(k)$, where $\alpha \equiv \{b, \ell\}$ labels the coefficient and $\Theta_b(k)$ are a set of orthogonal top-hat functions encoding each k -bin. As such, the bandpower derivative appearing in (14) is given by

$$\frac{\partial \xi(\mathbf{x}, \mathbf{y})}{\partial p_{\alpha}} = \frac{1}{2} \int_{\mathbf{k}} e^{i\mathbf{k} \cdot (\mathbf{x}-\mathbf{y})} \Theta_b(k) \left[L_{\ell}(\hat{\mathbf{k}} \cdot \hat{\mathbf{x}}) + (-1)^{\ell} L_{\ell}(\hat{\mathbf{k}} \cdot \hat{\mathbf{y}}) \right]. \quad (24)$$

This is the key quantity required to implement the quasi-optimal estimators.

B. General Estimators

Following the discussion in §IID, the general quadratic estimator for the power spectrum coefficient p_{α} is given in matrix form as

$$\begin{aligned} \hat{p}_{\alpha} &\equiv \sum_{\beta} \mathcal{F}_{\alpha\beta}^{-1} [p_{\beta}^{\text{num}} - p_{\beta}^{\text{bias}}] \\ p_{\alpha}^{\text{num}} &= \frac{1}{2} [\mathbf{S}^{-1} \tilde{d}]^{\dagger} \cdot \frac{\partial \xi}{\partial p_{\alpha}} \cdot [\mathbf{S}^{-1} \tilde{d}] \\ p_{\alpha}^{\text{bias}} &= \frac{\beta}{2} \text{Tr} \left(\frac{\partial \xi}{\partial p_{\alpha}} \cdot [\mathbf{S}^{-1} \mathbf{W} \mathbf{S}^{-\dagger}] \right) \\ \mathcal{F}_{\alpha\beta} &= \frac{1}{2} \text{Tr} \left(\frac{\partial \xi}{\partial p_{\alpha}} \cdot [\mathbf{S}^{-1} \mathbf{W}] \cdot \frac{\partial \xi}{\partial p_{\beta}} \cdot [\mathbf{S}^{-1} \mathbf{W}]^{\dagger} \right) \end{aligned} \quad (25)$$

(cf. 14, though with complex conjugates chosen to such that $\xi = \langle \delta \delta^{\dagger} \rangle$ rather than $\langle \delta \delta^{\dagger} \rangle$), defining the pixel-window-deconvolved data $\tilde{d} \equiv M^{-1} d$ and the stochasticity term $\mathbf{N} = \beta \mathbf{M} \mathbf{W} \mathbf{M}^{\dagger}$ for scalar β , as before.

The quasi-optimal estimator (25) contains two key pieces: a numerator, p_{α}^{num} , which is quadratic in the data, encoding the standard power spectrum estimator (essentially computing a weighted version of $\int_{\mathbf{k}} |d(\mathbf{k})|^2$), and a data-independent Fisher matrix, $\mathcal{F}_{\alpha\beta}$, which both normalizes the estimator and removes any leakage induced by the window function. As discussed in §II, this is optimal and saturates its Cramér-Rao bound if (a) the data is Gaussian distributed and (b) the \mathbf{S}^{-1} weighting satisfies (15). For general \mathbf{S}^{-1} , the Gaussian covariance is specified by

$$\text{cov}([\mathcal{F}\hat{p}]_{\alpha}, [\mathcal{F}\hat{p}]_{\beta}) = \frac{1}{2} \text{Tr} \left(\frac{\partial \xi}{\partial p_{\alpha}} \cdot [\mathbf{S}^{-1} \mathbf{M}^{-1} \mathbf{C} \mathbf{M}^{-\dagger} \mathbf{S}^{-\dagger}] \cdot \frac{\partial \xi}{\partial p_{\beta}} \cdot [\mathbf{S}^{-1} \mathbf{M}^{-1} \mathbf{C} \mathbf{M}^{-\dagger} \mathbf{S}^{-\dagger}] \right), \quad (26)$$

for pixel-space covariance $\mathbf{C}_{ij} = \langle d_i d_j \rangle$ with $\text{cov}(\hat{p}_{\alpha}, \hat{p}_{\beta}) = \mathcal{F}_{\alpha\beta}^{-1}$ in the optimal limit.⁹ Finally, we note that the estimator is unbiased as long as our parametrization of $\xi(\mathbf{x} - \mathbf{y})$ is complete, *i.e.* if we capture all anisotropies (and beyond) of the two-point function. For example, if the underlying Universe contains only a monopole with $P(\mathbf{k}; \hat{\mathbf{x}}) = P(k)$, the $\ell = 0$ estimator is unbiased. However, one *can* include higher-order terms in the estimator, *e.g.*,

⁷ See [120–123] for more nuanced anisotropy schemes using $\hat{\mathbf{n}} = \widehat{\mathbf{x} + \mathbf{y}}$ or $(\hat{\mathbf{x}} + \hat{\mathbf{y}})/2$; the resulting bandpowers could also be computed with similar estimators to the below.

⁸ For connection to previous wide-angle effect literature [*e.g.*, 120], we note that, for $\ell = 1$, $L_{\ell}(\hat{\mathbf{k}} \cdot \hat{\mathbf{x}}) + (-1)^{\ell} L_{\ell}(\hat{\mathbf{k}} \cdot \hat{\mathbf{y}}) \sim (s/x) \hat{\mathbf{k}} \cdot \hat{\mathbf{s}}$, where $\mathbf{s} = \mathbf{x} - \mathbf{y}$ and $s \ll x, y$; as such, $P_{\ell=1}$ gives the first-order-in- (s/x) correction to the power spectrum induced by our choice of the line-of-sight (but not the window function, since our estimators are window-deconvolved).

⁹ It is interesting to note that estimators with reduced variance are possible if the likelihood of d is non-Gaussian (*i.e.* if the fiducial ($n > 2$)-point functions in (2) are non-zero). In this case, one adds higher-order terms to the above estimators (without inducing bias) depending on the fiducial higher-point functions. In practice, these effects are small unless one is interested in very small scales (whence the non-Gaussianity in δ is large) or with very high shot-noise (when that in ϵ is significant). Such contributions will not be considered in this work though have been discussed in [114].

$\ell = 2$ modes; these can reduce the variance slightly (due to window-function induced leakage), but will not change the bias properties. This further implies that excluding odd- ℓ terms in the estimator does not induce bias at leading order (since these are suppressed by $|\mathbf{x} - \mathbf{y}|/x \ll 1$, and we always fully account for any contributions from the window functions).

Finally, we note one extension of the power spectrum estimators presented above. A crucial assumption of our formalism has been that the two-point function of the overdensity, ξ , can be represented by a reasonably small number of basis coefficients: the band-powers, p_α , and that these can be efficiently predicted by some theoretical model. If the k -space bins are wide or the mask-induced leakage is severe, such assumptions may break down, at which point it is desirable to forward model the effects of the mask (*i.e.* comparing window-convolved theory to windowed data), rather than inverting it (*i.e.* comparing the raw theory to ‘unwindowed’ data). By extending the above formalism, one can account for such effects (which essentially require an understanding of how to bin-integrate the theory) by computing also a ‘binning matrix’, $\mathcal{G}_{\alpha i}$, which allows a finely-binned set of theory bandpowers, p_i^{fine} to be translated to the densely-binned observed quantities \hat{p}_α . As we discuss in Appendix A, the relevant matrix can be computed numerically, resulting in a procedure akin to the *pseudo- C_ℓ* estimators of [112] (see also the bin-convolution matrices of [124]). Whilst this picture is formally desirable, it is extremely expensive to compute analogous ‘bin convolution’ matrices for statistics beyond the power spectrum, thus in this work, we principally consider window-deconvolved estimators, adopting a relatively fine (and extensive) binning to limit the above issues.

C. Practical Implementation

We now discuss how the estimators of (25) can be implemented in practice, remaining agnostic of the weighting scheme S^{-1} (with various choices discussed in §II E). Details on the particular code implementation will be presented in §V.

1. Numerator

From (24), the numerator of the power spectrum estimator can be written

$$p_\alpha^{\text{num}} = \frac{1}{2} \int_{\mathbf{k}} \Theta_b(k) \left(\int d\mathbf{x} e^{i\mathbf{k} \cdot \mathbf{x}} L_\ell(\hat{\mathbf{k}} \cdot \hat{\mathbf{x}}) [S^{-1} \tilde{d}](\mathbf{x}) \right) \left(\int d\mathbf{y} e^{-i\mathbf{k} \cdot \mathbf{y}} [S^{-1} \tilde{d}](\mathbf{y}) \right), \quad (27)$$

symmetrizing over the two permutations. We note that p_α^{num} is explicitly real (imaginary) for even (odd) ℓ .¹⁰ In the distant observer limit $L_\ell(\hat{\mathbf{k}} \cdot \hat{\mathbf{x}}) \rightarrow L_\ell(\hat{\mathbf{k}} \cdot \hat{\mathbf{n}})$, thus the numerator takes the simple form

$$p_\alpha^{\text{num}}|_{\text{global}} = \frac{1}{2} \int_{\mathbf{k}} \Theta_b(k) L_\ell(\hat{\mathbf{k}} \cdot \hat{\mathbf{n}}) \left| [S^{-1} \tilde{d}]^2(\mathbf{k}) \right. \quad (28)$$

for even ℓ and vanishes otherwise. This is the standard (unnormalized) quadratic estimator. Outside this regime, we expand the Legendre polynomial in normalized real spherical harmonics as $L_\ell(\hat{\mathbf{k}} \cdot \hat{\mathbf{x}}) = \sum_m \bar{Y}_{\ell m}(\hat{\mathbf{k}}) \bar{Y}_{\ell m}(\hat{\mathbf{x}})$,¹¹ giving

$$p_\alpha^{\text{num}} = \frac{1}{2} \sum_m \int_{\mathbf{k}} \Theta_b(k) \bar{Y}_{\ell m}(\hat{\mathbf{k}}) \left(\int d\mathbf{x} e^{i\mathbf{k} \cdot \mathbf{x}} \bar{Y}_{\ell m}(\hat{\mathbf{x}}) [S^{-1} \tilde{d}](\mathbf{x}) \right) [S^{-1} \tilde{d}](\mathbf{k}). \quad (29)$$

This is closely related to the usual Yamamoto estimator [e.g., 76, 78]. Denoting the (fast) Fourier transform by FT, this is given explicitly by

$$p_\alpha^{\text{num}} = \frac{1}{2} \sum_m \int_{\mathbf{k}} \Theta_b(k) \bar{Y}_{\ell m}(\hat{\mathbf{k}}) \left(\text{FT}[\bar{Y}_{\ell m} S^{-1} \tilde{d}](\mathbf{k}) \right)^* \text{FT}[S^{-1} \tilde{d}](\mathbf{k}), \quad (30)$$

which requires $(2\ell + 1)$ FFTs for all k -bins at a single ℓ , and a Fourier-space sum for each α component. If computation of S^{-1} is rate-limiting (which may be true for optimal weights, implemented via a conjugate-gradient descent pipeline), the scaling is set by the number of S^{-1} applications; here, we require just one.

¹⁰ In practice, we take the imaginary part of the odd- ℓ estimator to keep all quantities real. This is equivalent to replacing $p_\alpha \rightarrow ip_\alpha$ in the original power spectrum definition if ℓ is odd.

¹¹ Explicitly $\sqrt{(2\ell + 1)/4\pi} \bar{Y}_{\ell m} = (i/\sqrt{2}) [Y_{\ell m} - (-1)^m Y_{\ell(-m)}]$ if $m < 0$, $(1/\sqrt{2}) [Y_{\ell(-m)} + (-1)^m Y_{\ell m}]$ if $m > 0$, and $Y_{\ell 0}$ if $m = 0$, where $Y_{\ell m}$ is the standard (complex) spherical harmonic.

2. Fisher Matrix & Bias

The Fisher matrix and bias terms in (25) are more difficult to compute, since they involve the trace over an $N_{\text{pix}} \times N_{\text{pix}}$ -dimensional matrix. Whilst this is heinously expensive to compute explicitly, the trace can be estimated numerically by invoking the Girard-Hutchinson estimator [125, 126] (as in [61, 64, 114]). For a general high-dimensional matrix M , this computes the trace as a Monte Carlo sum:

$$\text{Tr}(M) = \mathbb{E}_\omega[\omega^\dagger \cdot M\omega] \approx \frac{1}{N_{\text{mc}}} \sum_{n=1}^{N_{\text{mc}}} \left(\omega^{(n)}\right)^\dagger \cdot M\omega^{(n)}, \quad (31)$$

where $\omega^{(n)}$ are a set of N_{mc} iid N_{pix} -dimensional vectors satisfying $\mathbb{E}_\omega[\omega\omega^\dagger] = \mathbf{I}$ (usually standardized Gaussian random fields or binary variables with $\omega \sim \text{Unif}(\pm 1)^{N_{\text{pix}}}$). Importantly, this allows the trace to be computed without explicit knowledge of M , only its action on an arbitrary map. Whilst generalizations to this formalism exist with faster convergence [e.g., 127, 128], we will here adopt the simpler Girard-Hutchinson procedure due to its factorization properties.

Using (31), we may rewrite the power spectrum bias term and Fisher matrix as an expectation over a set of Gaussian random maps a with known covariance $\mathbf{A} \equiv \langle aa^\dagger \rangle$:

$$\begin{aligned} p_\alpha^{\text{bias}} &= \frac{\beta}{2} \left\langle \left(\mathbf{S}^{-1} W a \right)^\dagger \cdot \frac{\partial \xi}{\partial p_\alpha} \cdot \left(\mathbf{S}^{-1} \mathbf{A}^{-1} a \right) \right\rangle_a \\ \mathcal{F}_{\alpha\beta} &= \frac{1}{2} \left\langle \left(\mathbf{S}^{-1} W a \right)^\dagger \cdot \frac{\partial \xi}{\partial p_\alpha} \cdot \left(\mathbf{S}^{-1} W \right) \cdot \frac{\partial \xi}{\partial p_\beta} \cdot \mathbf{A}^{-1} a \right\rangle_a ; \end{aligned} \quad (32)$$

as above, these can be estimated by a Monte Carlo summation over N_{mc} realizations, with an asymptotic error scaling of $\mathcal{O}(N_{\text{mc}}^{-1})$, independent of the dimension: this is much faster than obtaining the matrix from the ideal covariance of p_α^{num} , and typically requires a few tens of iterations to reduce bias below the noise threshold. Defining $\mathbf{Q}_\alpha[u] \equiv \partial \xi / \partial p_\alpha \cdot u$, the bias and Fisher matrix can be written as inner and outer products:

$$\begin{aligned} p_\alpha^{\text{bias}} &= \frac{\beta}{2} \left\langle \mathbf{Q}_\alpha^\dagger [\mathbf{S}^{-1} W a] \cdot \left(\mathbf{S}^{-1} \mathbf{A}^{-1} a \right) \right\rangle_a \\ \mathcal{F}_{\alpha\beta} &= \frac{1}{2} \left\langle \mathbf{Q}_\alpha^\dagger [\mathbf{S}^{-1} W a] \cdot \left(\mathbf{S}^{-1} W \right) \cdot \mathbf{Q}_\beta [\mathbf{A}^{-1} a] \right\rangle_a . \end{aligned} \quad (33)$$

Both can be now computed without $\mathcal{O}(N_{\text{pix}}^2)$ operations; we first compute the vector of $\mathbf{Q}_\alpha[\mathbf{S}^{-1} W a]$ maps, then dot with $\mathbf{S}^{-1} \mathbf{A}^{-1} a$ or $\mathbf{S}^{-1} W \cdot \mathbf{Q}_\beta[\mathbf{A}^{-1} a]$ maps in real- or Fourier-space. To this end, we note that $\mathbf{Q}_\alpha[u]$ can be written in terms of Fourier transforms (from 24):

$$\begin{aligned} \mathbf{Q}_\alpha[u](\mathbf{x}) &= \frac{1}{2} \sum_m \left\{ \bar{Y}_{\ell m}(\hat{\mathbf{x}}) \int_{\mathbf{k}} e^{i\mathbf{k} \cdot \mathbf{x}} \Theta_b(k) \bar{Y}_{\ell m}(\hat{\mathbf{k}}) u(\mathbf{k}) + (-1)^\ell \int_{\mathbf{k}} e^{i\mathbf{k} \cdot \mathbf{x}} \Theta_b(k) \bar{Y}_{\ell m}(\hat{\mathbf{k}}) \int d\mathbf{y} e^{-i\mathbf{k} \cdot \mathbf{y}} \bar{Y}_{\ell m}(\hat{\mathbf{y}}) u(\mathbf{y}) \right\} \\ &= \frac{1}{2} \sum_m \left\{ \bar{Y}_{\ell m}(\hat{\mathbf{x}}) \text{IFT} [\Theta_b \bar{Y}_{\ell m} \text{FT}[u]](\mathbf{x}) + (-1)^\ell \text{IFT} [\Theta_b \bar{Y}_{\ell m} \text{FT}[\bar{Y}_{\ell m} u]](\mathbf{x}) \right\}, \end{aligned} \quad (34)$$

and computed with $3(2\ell + 1)$ FFTs for each choice of α . Notably, we can absorb the second term in the above by symmetry if \mathbf{Q}_α is applied to two identical maps, *i.e.* $u^\dagger \mathbf{Q}_\alpha[u]$. Furthermore, we can absorb this permutation in one (and only one) of the two \mathbf{Q} factors in (33); as discussed in Appendix A, this does not change the expectation of $\mathcal{F}_{\alpha\beta}$. In the distant-observer limit (appropriate also for simulations) this simplifies significantly, giving the Fourier-space expression

$$\mathbf{Q}_\alpha[u](\mathbf{k})|_{\text{global}} = \Theta_b(k) L_\ell(\hat{\mathbf{k}} \cdot \hat{\mathbf{n}}) u(\mathbf{k}) \quad (35)$$

for even ℓ , vanishing else. This requires only one FFT.

In the above formalism, we can compute the Fisher matrix as follows:

1. Draw a random map a from a known covariance matrix \mathbf{A} .
2. Filter the map by $\mathbf{S}^{-1} W$ and \mathbf{A}^{-1} , both of which can be usually applied using FFTs.
3. Compute the N_{bins} $\mathbf{Q}_\alpha[\mathbf{S}^{-1} W a]$ and $\mathbf{Q}_\beta[\mathbf{A}^{-1} a]$ maps using FFTs, as in (34) or (35). Weight the $\mathbf{A}^{-1} a$ maps by $\mathbf{S}^{-1} W$, in real- or Fourier-space.

4. Form an outer product of the \mathbf{Q}_α and \mathbf{Q}_β maps as a summation in real- or Fourier-space, following (33). The bias term can also be computed in this step.
5. Iterate the above steps over N_{mc} Monte Carlo realizations to form the trace estimates.

Since computation of the Fisher matrix requires first forming N_{bins} \mathbf{Q}_α maps, the algorithm has complexity $\mathcal{O}(N_{\text{bins}}N_{\text{mc}}N_{\text{pix}}\log N_{\text{pix}})$, assuming the FFTs to be rate-limiting. Whilst this is slower than the estimator numerator (which involves only $(2\ell + 1)$ FFTs in total), it is independent of the data and thus only has to be estimated once per choice of survey geometry and mask; furthermore, the bias term can be estimated from the same \mathbf{Q}_α maps. We note that this approach is memory-intensive (since we must hold $\mathcal{O}(N_{\text{bins}})$ maps in memory; one can alternatively store only one \mathbf{Q}_α map at once and compute the outer product elementwise. This scales as $\mathcal{O}(N_{\text{bins}}^2N_{\text{mc}}N_{\text{pix}}\log N_{\text{pix}})$, but requires much fewer resources. Finally, we note that the bias term requires $2N_{\text{mc}}$ applications of \mathbf{S}^{-1} , whilst $\mathcal{F}_{\alpha\beta}$ requires a further $N_{\text{bins}}N_{\text{mc}}$ applications.

3. Weighting Schemes

Finally, we must specify a form for \mathbf{A} and \mathbf{S}^{-1} . The above algorithm converges for any invertible \mathbf{A} , and, under certain assumptions, has an error independent of \mathbf{A} . In POLYBIN3D, we make the simple choice to generate periodic Gaussian random fields $a(\mathbf{x})$ with power spectrum $P_A(\mathbf{k}) = m^2(k)[P(\mathbf{k}) + 1/\bar{n}]$ (*i.e.* close to that of d); this has the trivial inverse

$$\mathbf{A}^{-1}(\mathbf{x}, \mathbf{y}) = \int_{\mathbf{k}} e^{i\mathbf{k}\cdot(\mathbf{x}-\mathbf{y})} \frac{1}{P_A(\mathbf{k})}; \quad (36)$$

this approach differs slightly from previous works which used lognormal a maps [114] or assumed $\mathbf{A}^{-1} = \tilde{\mathbf{C}}^{-1}$ [115].

For \mathbf{S}^{-1} , we may either assume a simplified weighting (e.g., 16 or 17), or numerically compute the full conjugate-gradient-descent solution, as discussed in §II E. For the latter, we must rewrite (21) in terms of the fiducial power spectrum multipoles $P_\ell(k)$; with our definitions of ξ (23), we find

$$\boxed{\frac{1}{2}n(\mathbf{x}) \int d\mathbf{y} \int_{\mathbf{k}} e^{i\mathbf{k}\cdot(\mathbf{x}-\mathbf{y})} \sum_{\ell=0}^{\ell_{\text{max}}} P_\ell(k) \left[L_\ell(\hat{\mathbf{k}}\cdot\hat{\mathbf{x}}) + (-1)^\ell L_\ell(\hat{\mathbf{k}}\cdot\hat{\mathbf{y}}) \right] \Phi(\mathbf{y})[\mathbf{S}^{-1}v](\mathbf{y}) + \beta \Phi(\mathbf{x})[\mathbf{S}^{-1}v](\mathbf{x}) = v(\mathbf{x}),} \quad (37)$$

where $\Phi(\mathbf{x}) = 0$ if $n(\mathbf{x}) = 0$ and unity else, and v is the arbitrary map that we wish to apply \mathbf{S}^{-1} to. Expanding the Legendre polynomials as before, we arrive at the form

$$\begin{aligned} & \frac{1}{2} \sum_{\ell m} n(\mathbf{x}) \bar{Y}_{\ell m}(\hat{\mathbf{x}}) \left\{ \text{IFT} [P_\ell \bar{Y}_{\ell m} \text{FT}[\Phi[\mathbf{S}^{-1}v]]](\mathbf{x}) + (-1)^\ell \text{IFT} [P_\ell \bar{Y}_{\ell m} \text{FT}[\bar{Y}_{\ell m} \Phi[\mathbf{S}^{-1}v]]](\mathbf{x}) \right\} + \beta \Phi(\mathbf{x})[\mathbf{S}^{-1}v](\mathbf{x}) \\ & = v(\mathbf{x}), \end{aligned} \quad (38)$$

which is a sequence of $3(\ell_{\text{max}} + 1)^2 - 1$ chained FFTs. In the distant observer limit, this simplifies significantly:

$$n(\mathbf{x}) \sum_{\ell=0,2,\dots}^{\ell_{\text{max}}} \text{IFT} [P_\ell L_\ell \text{FT}[\Phi[\mathbf{S}^{-1}v]_{\text{global}}]](\mathbf{x}) + \beta \Phi(\mathbf{x})[\mathbf{S}^{-1}v]_{\text{global}}(\mathbf{x}) = v(\mathbf{x}), \quad (39)$$

requiring only $\ell_{\text{max}}/2 + 2$ FFTs. Using the conjugate-gradient-descent algorithm coupled with an appropriate approximation for \mathbf{S}^{-1} (acting as a preconditioner) these equations can be efficiently solved to compute $[\mathbf{S}^{-1}v]$ for arbitrary v .

The conclusion of the above discussion is that the formal power spectrum estimators derived in §II can be practically implemented on observational or simulated data. This is made possible by two key factors: (1) that the bandpower derivative $\partial\xi/\partial p_\alpha$ can be efficiently applied to maps using FFTs; (2) we can rewrite the trace terms as Monte Carlo summations. Under certain assumptions (namely that the two-point function is fully described by the power spectrum bandpowers), we can thus obtain an efficient and unbiased estimator for p_α . In the next section, we will discuss how the above forms are simplified the ideal scenario (relevant to periodic-box simulations) and give a comparison to the standard (window-convolved) forms.

D. Ideal Limits

1. Uniform Density

When computing the power spectrum bandpowers from N -body simulations, one is usually interested in the ideal limit of a uniform and everywhere-defined background density $n(\mathbf{x}) = \bar{n}$ with redshift space distortions implemented along a global line-of-sight, $\hat{\mathbf{n}}$ (which allows restriction to even ℓ). By translation invariance, the power spectrum weighting scheme ought to be diagonal in harmonic-space, thus we can set $S^{-1}(\mathbf{x}, \mathbf{y}) = \int_{\mathbf{k}} e^{i\mathbf{k} \cdot (\mathbf{x} - \mathbf{y})} 1/S(\mathbf{k})$; from (16), the optimal solution is $S(\mathbf{k}) = \bar{n} [P(\mathbf{k}) + 1/\bar{n}] \equiv \bar{n} P_{\text{fid}}(\mathbf{k})$ for fiducial power spectrum $P_{\text{fid}}(\mathbf{k})$, which includes Poissonian shot-noise.

Under the above assumptions, the power spectrum estimators of (25) simplify to

$$\begin{aligned} p_{\alpha}^{\text{num}}|_{\text{ideal}} &= \frac{1}{2} \frac{1}{\bar{n}^2} \int_{\mathbf{k}} \Theta_b(k) L_{\ell}(\hat{\mathbf{k}} \cdot \hat{\mathbf{n}}) \frac{|\tilde{d}(\mathbf{k})|^2}{P_{\text{fid}}^2(\mathbf{k})} \\ p_{\alpha}^{\text{bias}}|_{\text{ideal}} &= \frac{1}{2} \frac{1}{\bar{n}} \int_{\mathbf{k}} \Theta_b(k) L_{\ell}(\hat{\mathbf{k}} \cdot \hat{\mathbf{n}}) \frac{1}{P_{\text{fid}}^2(\mathbf{k})} \\ \mathcal{F}_{\alpha\beta}|_{\text{ideal}} &= \frac{1}{2} \int_{\mathbf{k}} \Theta_b(k) \Theta_{b'}(k) L_{\ell}(\hat{\mathbf{k}} \cdot \hat{\mathbf{n}}) L_{\ell'}(\hat{\mathbf{k}} \cdot \hat{\mathbf{n}}) \frac{1}{P_{\text{fid}}^2(\mathbf{k})}. \end{aligned} \quad (40)$$

(setting $\beta = 1$). The numerator is the standard quadratic power spectrum estimator applied to Wiener-filtered data $\tilde{d}(\mathbf{k})/[\bar{n}P_{\text{fid}}(\mathbf{k})]$. Assuming isotropic P_{fid} and working in the continuous limit (ignoring any discreteness artefacts from a finite \mathbf{k} -space grid), $\mathcal{F}_{\alpha\beta}$ is diagonal in both b and ℓ :

$$\mathcal{F}_{\alpha\beta}|_{\text{ideal}} \rightarrow \frac{1}{2} \frac{\delta_{\alpha\beta}^{\text{K}}}{2\ell + 1} \int_{\mathbf{k}} \frac{\Theta_b(k)}{P_{\text{fid}}^2(k)}, \quad (41)$$

which is simply the bin volume, weighted by $P_{\text{fid}}^{-2}(k)$. In general, this also captures couplings between different ℓ modes induced by anisotropic weightings and the finite size of Fourier-space pixels (whence $\int d\hat{\mathbf{k}} L_{\ell}(\hat{\mathbf{k}} \cdot \hat{\mathbf{n}}) L_{\ell'}(\hat{\mathbf{k}} \cdot \hat{\mathbf{n}}) \propto \delta_{\ell\ell'}^{\text{K}}$). Finally, the shot-noise term p^{bias} contains only contributions from $\ell = 0$ (with a net contribution to \hat{p}_{α} of $1/\bar{n}$, as expected) again assuming the continuous limit and isotropic P_{fid} .

2. FKP Weights

An additional limit of interest is obtained by fixing S^{-1} to the FKP form with $S^{-1}(\mathbf{x}, \mathbf{y}) = w_{\text{FKP}}(\mathbf{x}) \delta_{\text{D}}(\mathbf{x} - \mathbf{y}) \equiv [n(\mathbf{x}) \bar{P}_{\text{FKP}} + 1]^{-1} \delta_{\text{D}}(\mathbf{x} - \mathbf{y})$ (from (17) [cf. 74]). Assuming the distant-observer limit for simplicity, this leads to the following estimators:¹²

$$\begin{aligned} p_{\alpha}^{\text{num}}|_{\text{FKP}} &= \frac{1}{2} \int_{\mathbf{k}} \Theta_b(k) L_{\ell}(\hat{\mathbf{k}} \cdot \hat{\mathbf{n}}) \left| \int d\mathbf{x} e^{-i\mathbf{k} \cdot \mathbf{x}} \tilde{d}(\mathbf{x}) w_{\text{FKP}}(\mathbf{x}) \right|^2 \\ p_{\alpha}^{\text{bias}}|_{\text{FKP}} &= \frac{\beta}{2} \int_{\mathbf{k}} \Theta_b(k) L_{\ell}(\hat{\mathbf{k}} \cdot \hat{\mathbf{n}}) \int d\mathbf{x} n(\mathbf{x}) w_{\text{FKP}}^2(\mathbf{x}) \\ \mathcal{F}_{\alpha\beta}|_{\text{FKP}} &= \frac{1}{2} \int_{\mathbf{k}\mathbf{k}'} \Theta_b(k) \Theta_{b'}(k') L_{\ell}(\hat{\mathbf{k}} \cdot \hat{\mathbf{n}}) L_{\ell'}(\hat{\mathbf{k}}' \cdot \hat{\mathbf{n}}) \left| \int d\mathbf{x} n(\mathbf{x}) w_{\text{FKP}}(\mathbf{x}) e^{i(\mathbf{k}' - \mathbf{k}) \cdot \mathbf{x}} \right|^2. \end{aligned} \quad (42)$$

The numerator and shot-noise matches that used in standard FKP power spectrum estimators (up to line-of-sight choices) [e.g., 74, 76–78, 129], including that of the NBODYKIT code [130] (which uses an ungridded form of p^{bias} , dropping contributions with $\ell > 0$). Our normalization, $\mathcal{F}_{\alpha\beta}$, differs from that of the standard FKP estimator, which uses the form

$$\mathcal{F}_{\alpha\beta}^{\text{conv}} = \frac{1}{2} \int_{\mathbf{k}} \Theta_b(k) \Theta_{b'}(k) L_{\ell}(\hat{\mathbf{k}} \cdot \hat{\mathbf{n}}) L_{\ell'}(\hat{\mathbf{k}} \cdot \hat{\mathbf{n}}) \int d\mathbf{x} n^2(\mathbf{x}) w_{\text{FKP}}^2(\mathbf{x}); \quad (43)$$

¹² β is usually set to $(1 + N_g/N_r)$, where N_g and N_r are the (weighted) total number of galaxies and random particles in the dataset, as appropriate for Poisson noise.

up to discreteness effects, this leads to the full estimator

$$\hat{p}_\alpha^{\text{conv}}|_{\text{FKP}} = \frac{2\ell + 1}{\int_{\mathbf{k}} \Theta_b^2(k)} \left[\int d\mathbf{x} n^2(\mathbf{x}) w_{\text{FKP}}^2(\mathbf{x}) \right]^{-1} \int_{\mathbf{k}} \Theta_b(k) L_\ell(\hat{\mathbf{k}} \cdot \hat{\mathbf{n}}) \left| \int d\mathbf{x} e^{-i\mathbf{k} \cdot \mathbf{x}} \tilde{d}(\mathbf{x}) w_{\text{FKP}}(\mathbf{x}) \right|^2. \quad (44)$$

The difference between the two forms arises since the FKP method estimates ‘windowed’ power spectra, which must be compared to mask-convolved theory spectra. In our estimators, the effects of bin-convolution are captured by the Fisher matrix, which involves the power spectrum of the mask itself; $[[nw_{\text{FKP}}](\mathbf{k} - \mathbf{k}')^2$. Assuming that our parametrization of ξ is complete, the two approaches are formally equivalent.

IV. BISPECTRUM ESTIMATORS

A. Definitions

Having derived quasi-optimal and (relatively) easy-to-implement power spectrum estimators, we now turn to the bispectrum. A central ingredient of the estimators discussed in §II C is the pixel-space three-point function $\langle d^i d^j d^k \rangle_c$: using the data model of (7), this is given by

$$\langle d^{i_1} d^{i_2} d^{i_3} \rangle_c = (MW)^{i_1 j_1} (MW)^{i_2 j_2} (MW)^{i_3 j_3} \zeta_{j_1 j_2 j_3} + \mathbf{N}^{i_1 i_2 i_3}, \quad (45)$$

where $\zeta^{i_1 i_2 i_3} \equiv \langle \delta^{i_1} \delta^{i_2} \delta^{i_3} \rangle_c$ is the three-point function of the overdensity field, and $\mathbf{N}^{i_1 i_2 i_3}$ is a Poisson noise term. In direct analogously to the two-point case, $\mathbf{N}^{ijk} = \gamma \sum_j M^{i_1 j} M^{i_2 j} M^{i_3 j} W_{jj}$ (no Einstein summation), where $\gamma \gtrsim 1$ is a scalar encoding observational effects.

To proceed, we must relate $\zeta^{i_1 i_2 i_3}$ to the quantity of interest: the redshift-space bispectrum multipoles. This is achieved by first writing the map-space three-point function in Fourier-space:

$$\zeta(\mathbf{x}_1, \mathbf{x}_2, \mathbf{x}_3) = \int_{\mathbf{k}_{123}=\mathbf{0}} e^{i(\mathbf{k}_1 \cdot \mathbf{x}_1 + \mathbf{k}_2 \cdot \mathbf{x}_2 + \mathbf{k}_3 \cdot \mathbf{x}_3)} B(\mathbf{k}_1, \mathbf{k}_2, \mathbf{k}_3; \hat{\mathbf{x}}_1, \hat{\mathbf{x}}_2, \hat{\mathbf{x}}_3), \quad (46)$$

where we allow for explicit dependence on the three lines-of-sight $\hat{\mathbf{x}}_{1,2,3}$ and notate $\int_{\mathbf{k}_{123}=\mathbf{0}} = \int_{\mathbf{k}_1 \mathbf{k}_2 \mathbf{k}_3} (2\pi)^3 \delta_{\text{D}}(\mathbf{k}_1 + \mathbf{k}_2 + \mathbf{k}_3)$, with the Dirac delta arising from translation invariance. As in [10] (which follows [96, 97, 129]), we parametrize the anisotropy by a Legendre polynomial expansion about the longest \mathbf{k} -vector:

$$B(\mathbf{k}_1, \mathbf{k}_2, \mathbf{k}_3; \hat{\mathbf{x}}_1, \hat{\mathbf{x}}_2, \hat{\mathbf{x}}_3) \approx \sum_{\ell=0}^{\infty} B_\ell(k_1, k_2, k_3) L_\ell(\hat{\mathbf{k}}_3 \cdot \hat{\mathbf{x}}_3) \quad (k_1 \leq k_2 \leq k_3), \quad (47)$$

analogous to the Yamamoto form used in the power spectrum estimators (see [131] for more nuanced line-of-sight choices). Notably, this is not a complete expansion even in the distant observer limit (whence $\hat{\mathbf{x}}_1 = \hat{\mathbf{x}}_2 = \hat{\mathbf{x}}_3 = \hat{\mathbf{n}}$); one should properly allow for the bispectrum to depend on two angles, which jointly parameterize orientation of the $\mathbf{k}_1 - \mathbf{k}_2 - \mathbf{k}_3$ plane to the line-of-sight. Whilst this is formally possible (by expanding in spherical harmonics), it does not yield a separable expansion, as noted in [129], thus we here adopt the simplified form given in (47), which [95] find to be roughly optimal. Alternative expansions also exist: [91, 94, 132] utilize a ‘BiPoSH’ expansion allowing for multiple lines-of-sight (at the expense of many more components), whilst [92] advocate for a double Legendre expansion (which is again non-separable).

Next, we must write the above expression in terms of the binned bispectrum coefficients, $\{b_\alpha\}$. As in [10], we define

$$B(\mathbf{k}_1, \mathbf{k}_2, \mathbf{k}_3; \hat{\mathbf{x}}_1, \hat{\mathbf{x}}_2, \hat{\mathbf{x}}_3) \approx \sum_{\alpha} \frac{b_\alpha}{\Delta_\alpha} \left[\Theta_{b_1}(k_1) \Theta_{b_2}(k_2) \Theta_{b_3}(k_3) L_\ell(\hat{\mathbf{k}}_3 \cdot \hat{\mathbf{x}}_3) + 5 \text{ perms.} \right], \quad (48)$$

where $\alpha \equiv \{b_1, b_2, b_3, \ell\}$ with $b_1 \leq b_2 \leq b_3$ indexes the bin, and we sum over the six triangle permutations of $\{(\mathbf{k}_1, \hat{\mathbf{x}}_1), (\mathbf{k}_2, \hat{\mathbf{x}}_2), (\mathbf{k}_3, \hat{\mathbf{x}}_3)\}$, which ensure that the total bispectrum is symmetric under $(\mathbf{k}_i, \hat{\mathbf{x}}_i)$ interchange.¹³ Ignoring

¹³ For two-point functions, the square bracket in (48) becomes $\Theta_{b_1}(k_1) \Theta_{b_2}(k_2) L_\ell(\hat{\mathbf{k}}_1 \cdot \hat{\mathbf{x}}_1) + \Theta_{b_1}(k_2) \Theta_{b_2}(k_1) L_\ell(\hat{\mathbf{k}}_2 \cdot \hat{\mathbf{x}}_2)$, recovering the previous definition since $\mathbf{k}_1 + \mathbf{k}_2 = \mathbf{0}$.

wide-angle corrections, we can restrict the above summation to even ℓ . Finally, we must specify the ‘degeneracy factor’, Δ_α , which is added to avoid double-counting, since our k -bins have finite width. Again following [10], this is given by

$$\Delta_\alpha = \begin{cases} 1 & b_1 \neq b_2 \neq b_3 \\ 2 & b_1 = b_2 \neq b_3 \\ 1 + N_\ell(\mathbf{b})/N_0(\mathbf{b}) & b_1 \neq b_2 = b_3 \\ 2[1 + 2N_\ell(\mathbf{b})/N_0(\mathbf{b})] & b_1 = b_2 = b_3 \end{cases}, \quad (49)$$

for

$$N_\ell(\mathbf{b}) = \int_{\mathbf{k}_{123}=\mathbf{0}} \frac{\Theta_{b_1}(k_1)\Theta_{b_2}(k_2)\Theta_{b_3}(k_3)}{P_{\text{fid}}(k_1)P_{\text{fid}}(k_2)P_{\text{fid}}(k_3)} L_\ell(\hat{\mathbf{k}}_2 \cdot \hat{\mathbf{k}}_3), \quad (50)$$

where $P_{\text{fid}}(k)$ is some fiducial power spectrum monopole. This has a complex form for $\ell > 0$ due to the degeneracy in our bispectrum definition, *i.e.* the fact that we parametrize anisotropy using only one of the three \mathbf{k} -vectors. Formally, it can be obtained by asserting that the ideal bispectrum estimator (derived below, see also [129])

$$\hat{b}_\alpha^{\text{idealized}} \equiv \frac{2\ell + 1}{N_0(\mathbf{b})} \int_{\mathbf{k}_{123}=\mathbf{0}} \frac{\Theta_{b_1}(k_1)\Theta_{b_2}(k_2)\Theta_{b_3}(k_3)}{P_{\text{fid}}(k_1)P_{\text{fid}}(k_2)P_{\text{fid}}(k_3)} L_\ell(\hat{\mathbf{k}}_3 \cdot \hat{\mathbf{n}}) \times \delta(\mathbf{k}_1)\delta(\mathbf{k}_2)\delta(\mathbf{k}_3) \quad (51)$$

has expectation b_α in the limit of a global line-of-sight and no discreteness effects. In other words, we *define* b_α by (51); this can then be related to the full bispectrum by (48).

Collecting results, we find the following form for the three-point derivative used in (14):

$$\boxed{\frac{\partial \zeta(\mathbf{x}_1, \mathbf{x}_2, \mathbf{x}_3)}{\partial b_\alpha} = \frac{1}{\Delta_\alpha} \int_{\mathbf{k}_{123}=\mathbf{0}} e^{i(\mathbf{k}_1 \cdot \mathbf{x}_1 + \mathbf{k}_2 \cdot \mathbf{x}_2 + \mathbf{k}_3 \cdot \mathbf{x}_3)} \left[\Theta_{b_1}(k_1)\Theta_{b_2}(k_2)\Theta_{b_3}(k_3)L_\ell(\hat{\mathbf{k}}_3 \cdot \hat{\mathbf{x}}_3) + 5 \text{ perms.} \right]}. \quad (52)}$$

B. General Estimators

The general bispectrum estimator follows from the discussion in §II D:

$$\boxed{\begin{aligned} \hat{b}_\alpha &\equiv \sum_\beta \mathcal{F}_{\alpha\beta}^{-1} [b_\beta^{\text{num}} - b_\beta^{\text{bias}}] \\ b_\alpha^{\text{num}} &= \frac{1}{6} \frac{\partial \zeta^{i_1 i_2 i_3}}{\partial b_\alpha} \left([S^{-1} \tilde{d}]_{i_1} [S^{-1} \tilde{d}]_{i_2} [S^{-1} \tilde{d}]_{i_3} - 3 [S^{-1} \tilde{d}]_{i_1} [S^{-1} M^{-1} C M^{-\dagger} S^{-\dagger}]_{i_2 i_3} \right)^* \\ b_\alpha^{\text{bias}} &= \frac{\gamma}{6} \sum_j \frac{\partial \zeta^{i_1 i_2 i_3}}{\partial b_\alpha} [S_{i_1 j}^{-1} S_{i_2 j}^{-1} S_{i_3 j}^{-1} W^{jj}]^* \\ \mathcal{F}_{\alpha\beta} &= \frac{1}{6} \frac{\partial \zeta^{i_1 i_2 i_3}}{\partial b_\alpha} [S^{-1} W]_{i_1 j_1}^* [S^{-1} W]_{i_2 j_2}^* [S^{-1} W]_{i_3 j_3}^* \frac{\partial \zeta^{j_1 j_2 j_3}}{\partial b_\beta}, \end{aligned}} \quad (53)$$

inserting our definition of the noise field $\mathbf{N}^{i_1 i_2 i_3}$, writing $\tilde{d}_i \equiv [M^{-1} d]_i$, and assuming d_i to be real (in b_α^{num}).

As for the power spectrum estimator, (53), comprises two main pieces: a data-dependent numerator, b_α^{num} , and a data-independent Fisher matrix, $\mathcal{F}_{\alpha\beta}$, which provides the normalization (and removes leakage between bins). Notably, the numerator contains both a cubic and a linear term: the latter does not change the estimator mean (since $\langle S^{-1} \tilde{d} \rangle = 0$), but can remove bias on large-scales.¹⁴ For a general weighting scheme S^{-1} , the covariance of b_α^{num} is given by

$$\text{cov}(b_\alpha^{\text{num}}, b_\beta^{\text{num}}) = \frac{1}{6} \left[\frac{\partial \zeta^{i_1 i_2 i_3}}{\partial b_\alpha} [S^{-1} M^{-1} C M^{-\dagger} S^{-\dagger}]_{i_1 j_1} [S^{-1} M^{-1} C M^{-\dagger} S^{-\dagger}]_{i_2 j_2} [S^{-1} M^{-1} C M^{-\dagger} S^{-\dagger}]_{i_3 j_3} \frac{\partial \zeta^{j_1 j_2 j_3}}{\partial b_\beta} \right]^* \quad (54)$$

which is equal to $\mathcal{F}_{\alpha\beta}$ if the weighting solves condition (15) and the data is Gaussian distributed. In this regime, the estimator is optimal. Finally, the estimator is unbiased up to the terms dropped in the redshift-space expansion of (47), though we note that such terms cannot contribute in the ideal limit, since the underlying spherical harmonic basis functions are orthogonal.

¹⁴ Our linear term differs from that of [115]; the former work used $-\frac{1}{2}(\partial \zeta^{i_1 i_2 i_3} / \partial b_\alpha) [S^{-1} \tilde{d}]_{i_1} [S^{-1} W]_{i_2 i_3}$, which is correct only if S^{-1} is optimal. Our form will lead to slightly improved large-scale variance-suppression for general S^{-1} .

C. Practical Implementation

Naïve implementation of (53) is difficult, since it involves summation over trilinear operators with dimension $N_{\text{pix}} \times N_{\text{pix}} \times N_{\text{pix}}$. However, this can be recast in manifestly separable form by invoking translation invariance and Monte Carlo summation ([cf. 10, 115] building on the CMB algorithms of [64]). Below, we give details on this procedure in the general case of non-uniform geometries – idealized limits (relevant to simulation computations) will be given in §IV D.

1. Preliminaries

To implement the bispectrum estimator, we require an efficient method of computing the $\partial_\alpha \zeta$ derivative, when applied to a triplet of fields, *i.e.* $\beta_\alpha[u, v, w] \equiv \partial_\alpha \zeta^{i_1 i_2 i_3} u_{i_1}^* v_{i_2}^* w_{i_3}^*$. From (52), this is given by

$$\beta_\alpha[u, v, w] = \frac{1}{\Delta_\alpha} \int_{\mathbf{k}_{123}=\mathbf{0}} \Theta_{b_1}(k_1) \Theta_{b_2}(k_2) \Theta_{b_3}(k_3) u^*(\mathbf{k}_1) v^*(\mathbf{k}_2) \left(\int d\mathbf{x}_3 e^{-i\mathbf{k}_3 \cdot \mathbf{x}_3} L_\ell(\hat{\mathbf{k}}_3 \cdot \hat{\mathbf{x}}_3) w(\mathbf{x}_3) \right)^* + 5 \text{ perms.} \quad (55)$$

Using $(2\pi)^3 \delta_{\mathbf{D}}(\mathbf{k}_1 + \mathbf{k}_2 + \mathbf{k}_3) = \int d\mathbf{r} e^{i(\mathbf{k}_1 + \mathbf{k}_2 + \mathbf{k}_3) \cdot \mathbf{r}}$, this can be written in separable form:

$$\boxed{\beta_\alpha[u, v, w] = \frac{1}{\Delta_\alpha} \int d\mathbf{r} g_{b_1,0}[u](\mathbf{r}) g_{b_2,0}[v](\mathbf{r}) g_{b_3,\ell}[w](\mathbf{r}) + 5 \text{ perms.},} \quad (56)$$

defining

$$g_{b,\ell}[u](\mathbf{r}) = \int_{\mathbf{k}} e^{i\mathbf{k} \cdot \mathbf{r}} \Theta_b(k) \left(\int d\mathbf{x} e^{-i\mathbf{k} \cdot \mathbf{x}} L_\ell(\hat{\mathbf{k}} \cdot \hat{\mathbf{x}}) u(\mathbf{x}) \right)^*. \quad (57)$$

To compute the real-space maps $g_{b,\ell}$ we can expand the Legendre polynomials in (normalized real) spherical harmonics, as before:

$$\begin{aligned} g_{b,\ell}[u](\mathbf{r}) &= \int_{\mathbf{k}} e^{i\mathbf{k} \cdot \mathbf{r}} \Theta_b(k) \sum_m \bar{Y}_{\ell m}(\hat{\mathbf{k}}) \left(\int d\mathbf{x} e^{-i\mathbf{k} \cdot \mathbf{x}} \bar{Y}_{\ell m}(\hat{\mathbf{x}}) u(\mathbf{x}) \right)^* \\ g_{b,\ell}[u](\mathbf{r})|_{\text{global}} &= \int_{\mathbf{k}} e^{i\mathbf{k} \cdot \mathbf{r}} \Theta_b(k) L_\ell(\hat{\mathbf{k}} \cdot \hat{\mathbf{n}}) \left(\int d\mathbf{x} e^{-i\mathbf{k} \cdot \mathbf{x}} u(\mathbf{x}) \right)^* \end{aligned} \quad (58)$$

with the distant observer limit given in the second line. This can be easily computed with $(2\ell + 2)$ FFTs:

$$g_{b,\ell}[u](\mathbf{r}) = \text{IFT} \left[\Theta_b \sum_m \bar{Y}_{\ell m} \text{FT}[\bar{Y}_{\ell m} u]^* \right] (\mathbf{r}), \quad g_{b,\ell}[u](\mathbf{r})|_{\text{global}} = \text{IFT} [\Theta_b L_\ell \text{FT}[u]^*] (\mathbf{r}) \quad (59)$$

or just 2 for a global line-of-sight. The full β_α term can thus be computed by a summation in real-space. These tricks can also be used to compute the $N_\ell(\mathbf{b})$ factors in (50):

$$N_\ell(\mathbf{b}) = \sum_m \int d\mathbf{r} \left(\int_{\mathbf{k}_1} e^{i\mathbf{k}_1 \cdot \mathbf{r}} \frac{\Theta_{b_1}(k_1)}{P_{\text{fid}}(k_1)} \right) \left(\int_{\mathbf{k}_2} e^{i\mathbf{k}_2 \cdot \mathbf{r}} \frac{\Theta_{b_2}(k_2)}{P_{\text{fid}}(k_2)} \bar{Y}_{\ell m}(\hat{\mathbf{k}}_2) \right) \left(\int_{\mathbf{k}_3} e^{i\mathbf{k}_3 \cdot \mathbf{r}} \frac{\Theta_{b_3}(k_3)}{P_{\text{fid}}(k_3)} \bar{Y}_{\ell m}(\hat{\mathbf{k}}_3) \right). \quad (60)$$

This requires $(\ell_{\text{max}} + 1)^2 N_k$ FFTs to compute in total.

2. Numerator

The bispectrum numerator b_α^{num} can be written in terms of the β operator of (56). Explicitly

$$\boxed{b_\alpha^{\text{num}} = \frac{1}{6} \left\{ \beta_\alpha[\mathbf{S}^{-1} \tilde{d}, \mathbf{S}^{-1} \tilde{d}, \mathbf{S}^{-1} \tilde{d}] - \left(\left\langle \beta_\alpha[\mathbf{S}^{-1} \tilde{d}, \mathbf{S}^{-1} \tilde{\Delta}, \mathbf{S}^{-1} \tilde{\Delta}] \right\rangle_\Delta + 2 \text{ perms.} \right) \right\},} \quad (61)$$

where $\tilde{d} \equiv M^{-1} d$ is the pixel-window-deconvolved data map. Here, we have rewritten the linear term as an average over random fields Δ with covariance $\langle \Delta \Delta^\dagger \rangle = \mathbf{C}_\Delta \approx \mathbf{C}$. This can be efficiently computed as a Monte Carlo summation,

with $\{\Delta\}$ being a suite of simulations or Gaussian random fields.¹⁵ If one does not have access to accurate simulations, the linear term could also be computed by more nuanced schemes based on the Girard-Hutchinson estimator. For example, one could replace

$$\left\langle \beta_\alpha [\mathbf{S}^{-1} \tilde{d}, \mathbf{S}^{-1} \tilde{\Delta}, \mathbf{S}^{-1} \tilde{\Delta}] \right\rangle_\Delta \rightarrow \left\langle \beta_\alpha [\mathbf{S}^{-1} \tilde{d}, \mathbf{S}^{-1} M^{-1} C A^{-1} a, \mathbf{S}^{-1} M^{-1} a] \right\rangle_a \quad (62)$$

for random fields a specified by invertible covariance $\mathbf{A} \equiv \langle a a^\dagger \rangle$; this requires a computable form for \mathbf{C} (§III C), but not simulations drawn from it. Given that the linear term is usually small (and vanishes in the ideal limit), this effect has little impact in practice, thus we adopt the simpler procedure in this work.

Given $N_{\text{sim}} = \mathcal{O}(10^2)$ simulated realizations of Δ , computation of the numerator (61) for all α bins requires $[(\ell_{\text{max}} + 1)^2 + N_k(\ell_{\text{max}}/2 + 1)](N_{\text{sim}} + 1)$ FFTs (each of which has $\mathcal{O}(N_{\text{pix}} \log N_{\text{pix}})$ complexity), where N_k is the number of k -bins per dimension (*not* the total number of bispectrum bins); this drops to $N_k(\ell_{\text{max}}/2 + 1)(N_{\text{sim}} + 1)$ in the distant-observer limit. Furthermore, it requires $N_{\text{sim}} + 1$ invocations of the (possibly expensive) filtering \mathbf{S}^{-1} . Clearly, computation can be significantly expedited if one drops the linear term; as shown in [115], this is often an excellent approximation since the associated variance reduction is usually important only on ultra-large scales.

3. Poisson Noise

To estimate the shot-noise term, we use a similar procedure as for the power spectrum. Starting from (53), we can introduce two pairs of iid random fields $\{a^{(1,2)}\}$ with covariance \mathbf{A} , such that

$$\begin{aligned} b_\alpha^{\text{bias}} &= \frac{\gamma}{6} \frac{\partial \zeta^{i_1 i_2 i_3}}{\partial b_\alpha} \left(\sum_k \mathbf{S}_{i_1 k}^{-1} [\mathbf{S}^{-1} \mathbf{A}^{-1}]_{i_2 j_2} [\mathbf{S}^{-1} \mathbf{A}^{-1}]_{i_3 j_3} \mathbf{A}_{j_2 k} \mathbf{A}_{j_3 k} W^{kk} \right)^* \\ &= \frac{\gamma}{6} \frac{\partial \zeta^{i_1 i_2 i_3}}{\partial b_\alpha} \left(\sum_k \mathbf{S}_{i_1 k}^{-1} [\mathbf{S}^{-1} \mathbf{A}^{-1}]_{i_2 j_2} [\mathbf{S}^{-1} \mathbf{A}^{-1}]_{i_3 j_3} W^{kk} \left\langle a_{j_2}^{(1)} a_k^{(1)*} a_{j_3}^{(2)} a_k^{(2)*} \right\rangle_{a^{(1,2)}} \right)^* \\ &\equiv \frac{\gamma}{6} \left\langle \beta_\alpha [\mathbf{S}^{-1} (W a^{(1)*} a^{(2)*}), \mathbf{S}^{-1} \mathbf{A}^{-1} a^{(1)}, \mathbf{S}^{-1} \mathbf{A}^{-1} a^{(2)}] \right\rangle_{a^{(1,2)}} \end{aligned} \quad (63)$$

where $W a^{(1)*} a^{(2)*} = n(\mathbf{x}) a^{(1)*}(\mathbf{x}) a^{(2)*}(\mathbf{x})$ in configuration-space. Since we have an efficient method of computing β_α (56), this can be efficiently computed as a Monte Carlo average given some set of N_{mc} GRF pairs $a^{(1,2)}$, and has the same scalings as b^{num} .

In practice, one often drops the shot-noise piece from the bispectrum estimators. This occurs since (a) it can be effectively absorbed into the binned bispectrum coefficients b_α , and (b) the above form is only part of the stochasticity spectrum. In full, there are also contributions to the data-model of (7) proportional to $\epsilon \delta$ [e.g., 133], which contribute shot-noise at the same order as the above (scaling as $P(\mathbf{k})/\bar{n}$ in the ideal limit). Furthermore, the amplitude (and scale dependence) of such terms often differs from the Poisson prediction due to halo-formation effects, thus one still needs to include stochasticity in the theory model. For this reason, b_α^{bias} is not included in the POLYBIN3D package, though it is a simple extension.

4. Fisher Matrix

Computation of the Fisher matrix proceeds similarly to the shot-noise piece. Starting from (53), we insert factors of the identity $\mathbf{I} \equiv \mathbf{A}^{-1} \mathbf{A}$ via the following replacement

$$[\mathbf{S}^{-1} W]_{j j'} [\mathbf{S}^{-1} W]_{k k'} \rightarrow \frac{1}{2} [\mathbf{S}^{-1} W]_{j l} [\mathbf{S}^{-1} W]_{k m} [\mathbf{A}_{l l'} \mathbf{A}_{m m'} + \mathbf{A}_{l m'} \mathbf{A}_{m l'}] \mathbf{A}_{l' j'}^{-1} \mathbf{A}_{m' k'}^{-1}, \quad (64)$$

effectively implementing a higher-order version of the Girard-Hutchinson estimator [125, 126] (following [62, 64]). Introducing two sets of iid maps $a^{(1,2)}$ with symmetric and invertible covariance \mathbf{A} , this becomes

$$\begin{aligned} [\mathbf{S}^{-1} W]_{j j'} [\mathbf{S}^{-1} W]_{k k'} &\rightarrow \frac{1}{4} [\mathbf{S}^{-1} W]_{j l} [\mathbf{S}^{-1} W]_{k m} \mathbf{A}_{l' j'}^{-1} \mathbf{A}_{m' k'}^{-1} \\ &\times \left\langle a_l^{(1)} a_m^{(1)} a_{l'}^{(1)} a_{m'}^{(1)} + a_l^{(2)} a_m^{(2)} a_{l'}^{(2)} a_{m'}^{(2)} - a_l^{(1)} a_m^{(1)} a_{l'}^{(2)} a_{m'}^{(2)} - a_l^{(2)} a_m^{(2)} a_{l'}^{(1)} a_{m'}^{(1)} \right\rangle_{a^{(1,2)}} \end{aligned} \quad (65)$$

¹⁵ Note that our estimator is not biased if $\mathbf{C}_\Delta \neq \mathbf{C}$, but its variance generically increases.

(assuming real a wlog), with the particular ordering allowing most efficient use of random fields [64]. As such, the Fisher matrix can be written as a Monte Carlo average

$$\mathcal{F}_{\alpha\beta} = \frac{1}{24} \left\langle \left(\mathbf{Q}_\alpha^\dagger [S^{-1}W a^{(1)}] - \mathbf{Q}_\alpha^\dagger [S^{-1}W a^{(2)}] \right) \cdot (S^{-1}W) \cdot \left(\mathbf{Q}_\beta [A^{-1}a^{(1)}] - \mathbf{Q}_\beta [A^{-1}a^{(2)}] \right) \right\rangle_{a^{(1,2)}}, \quad (66)$$

where we have defined $\mathbf{Q}_\alpha[u] \equiv \partial_\alpha \zeta^{ijk} u_j^* u_k^*$. This can be computed using N_{mc} Monte Carlo simulations, each involving an outer product of the N_{bins} \mathbf{Q}_α vectors. By replacing two dimensions of the trilinear product by stochastic averages, we have thus converted the Fisher matrix computation to a much simpler set of matrix-vector products. Typically, convergence (relative to the statistical error) is achieved in just a few Monte Carlo iterations.

To recast \mathbf{Q}_α in a practically computable format, we insert the $\partial_\alpha \zeta$ definition from (52) and (48):

$$\begin{aligned} \mathbf{Q}_\alpha[u](\mathbf{x}_1) &= \frac{1}{\Delta_\alpha} \int_{\mathbf{k}_{123}=0} d\mathbf{x}_2 d\mathbf{x}_3 e^{i\mathbf{k}_1 \cdot \mathbf{x}_1} [e^{i\mathbf{k}_2 \cdot \mathbf{x}_2} u^*(\mathbf{x}_2)] [e^{i\mathbf{k}_3 \cdot \mathbf{x}_3} u^*(\mathbf{x}_3)] \\ &\times \left[\Theta_{b_1}(k_1) \Theta_{b_2}(k_2) \Theta_{b_3}(k_3) L_\ell(\hat{\mathbf{k}}_3 \cdot \hat{\mathbf{x}}_3) + 5 \text{ perms.} \right]. \end{aligned} \quad (67)$$

Replacing the Dirac delta condition by an integral as before and simplifying, we find

$$\begin{aligned} \mathbf{Q}_\alpha[u](\mathbf{x}) &= \frac{2}{\Delta_\alpha} \sum_m \bar{Y}_{\ell m}(\hat{\mathbf{x}}) \int_{\mathbf{k}} \Theta_{b_3}(k) e^{i\mathbf{k} \cdot \mathbf{x}} \bar{Y}_{\ell m}(\hat{\mathbf{k}}) \int d\mathbf{r} e^{i\mathbf{k} \cdot \mathbf{r}} g_{b_1,0}[u](\mathbf{r}) g_{b_2,0}[u](\mathbf{r}) \\ &+ \frac{2}{\Delta_\alpha} \int_{\mathbf{k}} e^{i\mathbf{k} \cdot \mathbf{x}} \Theta_{b_1}(k) \int d\mathbf{r} e^{i\mathbf{k} \cdot \mathbf{r}} g_{b_2,0}[u](\mathbf{r}) g_{b_3,\ell}[u](\mathbf{r}) \\ &+ \frac{2}{\Delta_\alpha} \int_{\mathbf{k}} e^{i\mathbf{k} \cdot \mathbf{x}} \Theta_{b_2}(k) \int d\mathbf{r} e^{i\mathbf{k} \cdot \mathbf{r}} g_{b_1,0}[u](\mathbf{r}) g_{b_3,\ell}[u](\mathbf{r}) \end{aligned} \quad (68)$$

with $g_{b,\ell}$ defined as in (57). This can be directly computed using FFTs:

$$\begin{aligned} \mathbf{Q}_\alpha[u](\mathbf{x}) &= \frac{2}{\Delta_\alpha} \sum_m \bar{Y}_{\ell m}(\hat{\mathbf{x}}) \text{IFT} \left[\Theta_{b_3} \bar{Y}_{\ell m} \text{FT} [g_{b_1,0}^*[u] g_{b_2,0}^*[u]]^* \right](\mathbf{x}) \\ &+ \frac{2}{\Delta_\alpha} \text{IFT} \left[\Theta_{b_1} \text{FT} [g_{b_2,0}^*[u] g_{b_3,\ell}^*[u]]^* + \Theta_{b_2} \text{FT} [g_{b_1,0}^*[u] g_{b_3,\ell}^*[u]]^* \right](\mathbf{x}), \end{aligned} \quad (69)$$

requiring up to $(2\ell + 5)$ FFTs, depending on symmetries. In the distant observer limit, this simplifies to

$$\begin{aligned} \mathbf{Q}_\alpha[u](\mathbf{x})|_{\text{global}} &= \frac{2}{\Delta_\alpha} \text{IFT} \left[\Theta_{b_3} L_\ell \text{FT} [g_{b_1,0}^*[u] g_{b_2,0}^*[u]]^* \right](\mathbf{x}) \\ &+ \frac{2}{\Delta_\alpha} \text{IFT} \left[\Theta_{b_1} \text{FT} [g_{b_2,0}^*[u] g_{b_3,\ell}^*[u]]^* + \Theta_{b_2} \text{FT} [g_{b_1,0}^*[u] g_{b_3,\ell}^*[u]]^* \right](\mathbf{x}), \end{aligned} \quad (70)$$

using only 4 FFTs. Furthermore, when computing all N_{bins} \mathbf{Q}_α maps, one can carefully order calculation to Fourier-transform each $g_{b,\ell}$ pair only once, requiring $(\ell_{\text{max}}/2 + 1)N_k(N_k + 1)/2$ forward FFTs in total. Moreover, one can absorb the permutation symmetries of one of the two copies of (69) (or (70)) as for the power spectrum, resulting in significantly faster computation. In full, evaluation of $\mathcal{F}_{\alpha\beta}$ will scale with the number of bispectrum elements, N_{bins} , due to the inverse FFTs in \mathbf{Q}_α (needed to apply the mask in 66).

In full, the Fisher matrix can be computed using the same algorithm as in §III C 2, with the only difference being that one now generates $N_{\text{mc}} \lesssim 10$ pairs of random fields $a^{(1,2)}$. As for the power spectrum, computation of the Fisher matrix is usually the rate-limiting step, though we note that (a) it scales at most linearly with the number of bins (with approximate complexity $\mathcal{O}(N_{\text{bins}} N_{\text{mc}} N_{\text{pix}} \log N_{\text{pix}})$, depending on which operations dominate, as well as $(2 + N_{\text{bins}})N_{\text{mc}}$ applications of S^{-1}), and (b) does not depend on the data, so can be efficiently precomputed. If memory is a concern, one can opt to compute a single pair of $\mathbf{Q}_\alpha, \mathbf{Q}_\beta$ fields at a time: this trades off runtime for computational resources, as discussed above.

D. Ideal Limits

In the preceding sections, we have derived quasi-optimal bispectrum estimators that can be implemented entirely using FFTs and Monte Carlo summation, avoiding the $\mathcal{O}(N_{\text{pix}}^3)$ operations in the naïve unbiased estimators. Below, we demonstrate that these expressions reduce to well-known forms in the limit of an ideal geometry (particularly applicable to simulations) or the often-used FKP weighting.

1. Uniform Density

As for the power spectrum, the estimators simplify significantly in the ideal limit of trivial mask ($n(\mathbf{x}) = \bar{n}$) and the distant-observer approximation ($\hat{\mathbf{x}}, \hat{\mathbf{y}} = \hat{\mathbf{n}}$). Assuming $S(\mathbf{k}) = \bar{n}P_{\text{fid}}(\mathbf{k})$ as before, we can write the bispectrum numerator as

$$b_{\alpha}^{\text{num}}|_{\text{ideal}} = \frac{1}{\Delta_{\alpha}} \frac{1}{\bar{n}^3} \int_{\mathbf{k}_{123}=\mathbf{0}} \Theta_{b_1}(k_1)\Theta_{b_2}(k_2)\Theta_{b_3}(k_3)L_{\ell}(\hat{\mathbf{k}}_3 \cdot \hat{\mathbf{n}}) \times \frac{\tilde{d}^*(\mathbf{k}_1)}{P_{\text{fid}}(\mathbf{k}_1)} \left(\frac{\tilde{d}^*(\mathbf{k}_2)\tilde{d}^*(\mathbf{k}_3)}{P_{\text{fid}}(\mathbf{k}_2)P_{\text{fid}}(\mathbf{k}_3)} - 3 \frac{\langle \tilde{d}^*(\mathbf{k}_2)\tilde{d}^*(\mathbf{k}_3) \rangle}{P_{\text{fid}}(\mathbf{k}_2)P_{\text{fid}}(\mathbf{k}_3)} \right), \quad (71)$$

starting from (55) and absorbing the permutations. This is analogous to standard forms [e.g., 80], and involves the Wiener-filtered data. Notably, $\langle \tilde{d}^*(\mathbf{k}_2)\tilde{d}^*(\mathbf{k}_3) \rangle = \bar{n}^2 [P(\mathbf{k}_2) + 1/\bar{n}] (2\pi)^3 \delta_{\text{D}}(\mathbf{k}_1 + \mathbf{k}_2)$; since $\tilde{d}(\mathbf{k} = \mathbf{0}) = 0$ (since \tilde{d} is an overdensity), momentum conservation forces the linear term to vanish. In general, this term contributes is non-zero in the presence of a mask or with wide-angle effects (which break translation invariance). The estimator numerator can be practically computed as before:

$$b_{\alpha}^{\text{num}}|_{\text{ideal}} = \frac{1}{\Delta_{\alpha}} \int d\mathbf{r} g_{b_1,0}^{\text{ideal}}[\mathbf{S}^{-1}\tilde{d}](\mathbf{r})g_{b_2,0}^{\text{ideal}}[\mathbf{S}^{-1}\tilde{d}](\mathbf{r})g_{b_3,\ell}^{\text{ideal}}[\mathbf{S}^{-1}\tilde{d}](\mathbf{r}) \quad (72)$$

$$g_{b,\ell}^{\text{ideal}}[\mathbf{S}^{-1}\tilde{d}](\mathbf{r}) \equiv \frac{1}{\bar{n}} \int_{\mathbf{k}} e^{i\mathbf{k} \cdot \mathbf{r}} \Theta_b(k)L_{\ell}(\hat{\mathbf{k}} \cdot \hat{\mathbf{n}}) \frac{\tilde{d}^*(\mathbf{k})}{P_{\text{fid}}(\mathbf{k})},$$

thus the numerator involves $N_k(\ell_{\text{max}}/2 + 1) + 1$ FFTs in total.

Via a similar argument, the shot-noise piece has the ideal limit

$$b_{\alpha}^{\text{bias}}|_{\text{ideal}} = \frac{1}{\bar{n}^2} \frac{1}{\Delta_{\alpha}} \int_{\mathbf{k}_{123}=\mathbf{0}} \Theta_{b_1}(k_1)\Theta_{b_2}(k_2)\Theta_{b_3}(k_3)L_{\ell}(\hat{\mathbf{k}}_3 \cdot \hat{\mathbf{n}}) \frac{1}{P_{\text{fid}}(\mathbf{k}_1)P_{\text{fid}}(\mathbf{k}_2)P_{\text{fid}}(\mathbf{k}_3)}, \quad (73)$$

(equivalently derived by noting that the shot-noise contribution to $\langle \tilde{d}(\mathbf{k}_1)\tilde{d}(\mathbf{k}_2)\tilde{d}(\mathbf{k}_3) \rangle$ is $\bar{n} \times (2\pi)^3 \delta_{\text{D}}(\mathbf{k}_1 + \mathbf{k}_2 + \mathbf{k}_3)$). analogously to the power spectrum result (40). If P_{fid} is isotropic, this contributes only to the monopole (else it contributes to also to higher-order terms, though this leakage is undone by the Fisher matrix). Finally, the Fisher matrix has the limiting form

$$\mathcal{F}_{\alpha\beta}|_{\text{ideal}} = \frac{1}{\Delta_{\alpha}\Delta_{\beta}} \int_{\mathbf{k}_{123}=\mathbf{0}} \Theta_{b_1}(k_1)\Theta_{b_2}(k_2)\Theta_{b_3}(k_3)L_{\ell}(\hat{\mathbf{k}}_3 \cdot \hat{\mathbf{n}}) \frac{1}{P_{\text{fid}}(\mathbf{k}_1)P_{\text{fid}}(\mathbf{k}_2)P_{\text{fid}}(\mathbf{k}_3)} \times \left[\Theta_{b'_1}(k_1)\Theta_{b'_2}(k_2)\Theta_{b'_3}(k_3)L_{\ell'}(\hat{\mathbf{k}}_3 \cdot \hat{\mathbf{n}}) + 5 \text{ perms.} \right], \quad (74)$$

for $\beta \equiv \{b'_1, b'_2, b'_3, \ell'\}$, symmetrizing over six permutations (for even ℓ). Notably, this vanishes unless $\{b_1, b_2, b_3\} = \{b'_1, b'_2, b'_3\}$ (noting that $b_1 \leq b_2 \leq b_3$), *i.e.* there is no leakage between k -bins in the ideal limit. Furthermore, if $P_{\text{fid}}(\mathbf{k})$ is isotropic and we ignore discreteness effects (such that $\int d\mathbf{k} L_{\ell}(\hat{\mathbf{k}} \cdot \hat{\mathbf{n}})L_{\ell'}(\hat{\mathbf{k}} \cdot \hat{\mathbf{n}}) \propto \delta_{\ell\ell'}^{\text{K}}$), we find

$$\mathcal{F}_{\alpha\beta}|_{\text{ideal}} \rightarrow \delta_{\alpha\beta}^{\text{K}} \frac{1}{\Delta_{\alpha}} \frac{N_0(\mathbf{b})}{2\ell + 1} \quad (75)$$

using the definition of Δ_{α} (49). In this limit, the Fisher matrix is diagonal, and the full estimator can be written

$$\hat{b}_{\alpha}|_{\text{ideal}} = \frac{2\ell + 1}{N_0(\mathbf{b})} \frac{1}{\bar{n}^3} \int_{\mathbf{k}_{123}=\mathbf{0}} \Theta_{b_1}(k_1)\Theta_{b_2}(k_2)\Theta_{b_3}(k_3)L_{\ell}(\hat{\mathbf{k}}_3 \cdot \hat{\mathbf{n}}) \frac{\tilde{d}^*(\mathbf{k}_1)\tilde{d}^*(\mathbf{k}_2)\tilde{d}^*(\mathbf{k}_3)}{P_{\text{fid}}(k_1)P_{\text{fid}}(k_2)P_{\text{fid}}(k_3)}, \quad (76)$$

matching the form given in (51), which is assumed by most simulation bispectrum codes [e.g., 80, 134].

Finally, we note that the normalization factor $N_{\ell}(\mathbf{b})$ of (50) can be computed analytically in ideal limits (ignoring discreteness effects). Assuming an isotropic weighting, we can write

$$N_{\ell}(\mathbf{b}) = 4\pi \int_0^{\infty} r^2 dr f_{b_1,0}(r)f_{b_2,\ell}(r)f_{b_3,\ell}(r), \quad f_{b,\ell}(r) = \int_0^{\infty} \frac{k_2^2 dk_2}{2\pi^2} j_{\ell}(kr) \frac{\Theta_b(k)}{P_{\text{fid}}(k)}, \quad (77)$$

which is evaluable with only one-dimensional numerical integrals.

2. FKP Weights

As for the power spectrum, the general estimators simplify significantly if we adopt the FKP weights, $S^{-1}(\mathbf{x}, \mathbf{y}) = w_{\text{FKP}}(\mathbf{x})\delta_{\text{D}}(\mathbf{x} - \mathbf{y})$. Assuming the distant observer limit for simplicity, the estimator numerator is given by

$$b_{\alpha}^{\text{num}}|_{\text{FKP}} = \frac{1}{\Delta_{\alpha}} \int_{\mathbf{k}_{123}=\mathbf{0}} \Theta_{b_1}(k_1)\Theta_{b_2}(k_2)\Theta_{b_3}(k_3)L_{\ell}(\hat{\mathbf{k}}_3 \cdot \hat{\mathbf{n}}) \times [\tilde{d}w_{\text{FKP}}]^*(\mathbf{k}_1) \left([\tilde{d}w_{\text{FKP}}]^*(\mathbf{k}_2)[\tilde{d}w_{\text{FKP}}]^*(\mathbf{k}_3) - 3 \left\langle [\tilde{d}w_{\text{FKP}}]^*(\mathbf{k}_2)[\tilde{d}w_{\text{FKP}}]^*(\mathbf{k}_3) \right\rangle \right), \quad (78)$$

where $[\tilde{d}w_{\text{FKP}}](\mathbf{k})$ is the Fourier-transform of the FKP-weighted (and pixel-window-deconvolved) data. This can be separately computed as before, using the filtered maps

$$g_{b,\ell}[S^{-1}\tilde{d}](\mathbf{r})|_{\text{FKP}} = \int_{\mathbf{k}} e^{i\mathbf{k} \cdot \mathbf{r}} \Theta_b(k)L_{\ell}(\hat{\mathbf{k}} \cdot \hat{\mathbf{n}})[\tilde{d}w_{\text{FKP}}]^*(\mathbf{k}). \quad (79)$$

If $P(\mathbf{k})$ is approximately constant (which is the limit used to define the FKP weights), the one-field term simplifies (and can be computed without Monte Carlo methods), though this assumption rarely holds in practice. Assuming FKP weights, the shot-noise piece can be written

$$b_{\alpha}^{\text{bias}}|_{\text{FKP}} = \frac{\gamma}{\Delta_{\alpha}} \int_{\mathbf{k}_{123}=\mathbf{0}} \Theta_{b_1}(k_1)\Theta_{b_2}(k_2)\Theta_{b_3}(k_3)L_{\ell}(\hat{\mathbf{k}}_3 \cdot \hat{\mathbf{n}}) \int d\mathbf{x} n(\mathbf{x})w_{\text{FKP}}^3(\mathbf{x}); \quad (80)$$

this is a simple product of the FKP-weighted mean density with the bin-volume, and contributes only to the bispectrum monopole (with γ usually equal to the power spectrum β parameter). These forms match those used in previous (windowed) bispectrum monopole analyses [e.g., 88, 110].

Due to the non-trivial mask, the Fisher matrix has a more complex limiting form:

$$\mathcal{F}_{\alpha\beta} = \frac{1}{\Delta_{\alpha}\Delta_{\beta}} \int_{\mathbf{k}_{123}=\mathbf{0}} \int_{\mathbf{k}'_{123}=\mathbf{0}} [nw_{\text{FKP}}]^*(\mathbf{k}_1 + \mathbf{k}'_1)[nw_{\text{FKP}}]^*(\mathbf{k}_2 + \mathbf{k}'_2)[nw_{\text{FKP}}]^*(\mathbf{k}_3 + \mathbf{k}'_3) \times \Theta_{b_1}(k_1)\Theta_{b_2}(k_2)\Theta_{b_3}(k_3)L_{\ell}(\hat{\mathbf{k}}_3 \cdot \hat{\mathbf{n}}) \left[\Theta_{b'_1}(k'_1)\Theta_{b'_2}(k'_2)\Theta_{b'_3}(k'_3)L_{\ell'}(\hat{\mathbf{k}}'_3 \cdot \hat{\mathbf{n}}) + 5 \text{ perms.} \right], \quad (81)$$

similar to the power spectrum result (42). This essentially involves the overlap of two \mathbf{k} -space volumes, modulated by the window function of the (FKP-weighted) mask, and straightforwardly relaxes to the ideal limit if n is uniform (whence $\mathbf{k}_i + \mathbf{k}'_i \rightarrow \mathbf{0}$). This differs from the normalization found in conventional windowed bispectrum estimators, which, in our notation, can be written:

$$\begin{aligned} \mathcal{F}_{\alpha\beta}^{\text{conv}} &= \frac{1}{\Delta_{\alpha}\Delta_{\beta}} \int_{\mathbf{k}_{123}=\mathbf{0}} \Theta_{b_1}(k_1)\Theta_{b_2}(k_2)\Theta_{b_3}(k_3)L_{\ell}(\hat{\mathbf{k}}_3 \cdot \hat{\mathbf{n}}) \left[\Theta_{b'_1}(k_1)\Theta_{b'_2}(k_2)\Theta_{b'_3}(k_3)L_{\ell'}(\hat{\mathbf{k}}_3 \cdot \hat{\mathbf{n}}) + 5 \text{ perms.} \right] \\ &\times \int d\mathbf{x} n^3(\mathbf{x})w_{\text{FKP}}^3(\mathbf{x}) \\ &= \frac{\delta_{\alpha\beta}^{\text{K}}}{\Delta_{\alpha}} \frac{N_0(\mathbf{b})}{2\ell + 1} \int d\mathbf{x} n^3(\mathbf{x})w_{\text{FKP}}^3(\mathbf{x}), \end{aligned} \quad (82)$$

for bin-volume $N_0(\mathbf{b})$ defined in (50) (with $P_{\text{fid}}(k) = 1$). In this limit, the full estimator (dropping the linear and Poisson terms) becomes

$$\hat{b}_{\alpha}^{\text{conv}}|_{\text{FKP}} = \frac{2\ell + 1}{N_0(\mathbf{b})} \left[\int d\mathbf{x} n^3(\mathbf{x})w_{\text{FKP}}^3(\mathbf{x}) \right]^{-1} \int d\mathbf{r} g_{b_1,0}^{\text{ideal}}[\tilde{d}w_{\text{FKP}}](\mathbf{r})g_{b_2,0}^{\text{ideal}}[\tilde{d}w_{\text{FKP}}](\mathbf{r})g_{b_3,\ell}^{\text{ideal}}[\tilde{d}w_{\text{FKP}}](\mathbf{r}), \quad (83)$$

matching standard forms [e.g., 88, 110]. As for the power spectrum, the difference between the two estimators occurs since our approach estimates unwindowed bispectra, whilst the traditional approach computes window-convolved bispectra, which must be compared to similarly convolved theory models.

V. CODE IMPLEMENTATION

In POLYBIN3D,¹⁶ we provide a PYTHON implementation of the power spectrum and bispectrum estimators discussed above, mirroring that of the POLYBIN code [135] (which implements analogous estimators for fields on the two-sphere).

¹⁶ [GitHub.com/OliverPhilcox/PolyBin3D](https://github.com/OliverPhilcox/PolyBin3D)

For each statistic, we provide routines for computing two types of estimator: ‘unwindowed’ and ‘ideal’, respectively implementing the main estimators of this work (the red and blue equations in the above), and the simplified forms for uniform $n(\mathbf{x})$, as appropriate for periodic-box simulations. This code makes extensive use of the FFTW package [136] to perform FFTs, with all other computations implemented as direct summations in real- or Fourier-space. The code computes the estimators for arbitrary (user-defined) weighting scheme S^{-1} and mask $n(\mathbf{x})$, and is written to reduce the number of FFTs wherever possible.

The power spectrum module, `PSpec`, contains the code required to compute the bandpowers of observational datasets and simulation boxes. This contains the following main routines:

- **Pk_numerator**: This computes the power spectrum numerator given in (30), optionally adopting the distant-observer approximation.
- **compute_fisher**: This computes the Fisher matrix as a Monte Carlo summation over a set of N_{mc} random maps, implementing (33), with Q_α maps computed from (34) or (35) depending on the choice of line-of-sight. The shot-noise contribution is also assembled.
- **compute_theory_matrix**: This computes the correction matrix $\mathcal{G}_{\alpha l}$ given in (A2), which relates the coarsely binned statistic to the finely binned input theory, as detailed in Appendix A. This is computed analogously to the Fisher matrix, and can be optionally included if one wishes to bin-integrate the theoretical model. For statistics beyond the power spectrum, this is usually infeasible to compute.
- **Pk_unwindowed**: This wraps the `Pk_numerator` routine to compute the full unwindowed power spectrum estimator on a specified dataset, given the Fisher matrix and shot-noise.
- **Pk_numerator_ideal**: This computes the idealized power spectrum numerator given in (40), optionally adopting the distant-observer approximation. Data are weighted by a fiducial power spectrum monopole, $P_{\text{fid}}(k)$.
- **compute_fisher_ideal**: This computes the idealized Fisher matrix given in (40), assuming the $S(k) = \bar{n}P_{\text{fid}}(k)$ weighting scheme and assuming a spatially-constant line-of-sight. We can optionally ignore discreteness effects, such that the Fisher matrix is given by (41).
- **Pk_ideal**: This wraps the above two routines to compute the idealized power spectrum estimator on a specified dataset.

Similarly, the bispectrum module, `BSpec`, computes the binned bispectrum coefficients, and comprises similar routines:

- **Bk_numerator**: This computes the bispectrum numerator given in (61) using the β definition of (56), optionally adopting the distant-observer approximation. By default, the code computes only the cubic term in (61); however, the linear term can also be included using suite of externally defined simulations (*i.e.* mock catalogs) or internally generated Gaussian random fields.
- **compute_fisher**: This computes the Fisher matrix as a Monte Carlo summation over a set of N_{mc} random maps, implementing (66), with Q_α maps computed from (69) or (70) depending on the choice of line-of-sight. We do not compute the bispectrum shot-noise here, as discussed in §IV C 3.
- **Bk_unwindowed**: This wraps the `Bk_numerator` routine to compute the full unwindowed bispectrum estimator on a specified dataset, given the Fisher matrix.
- **Bk_numerator_ideal**: This computes the idealized bispectrum numerator given in (71), optionally adopting the distant-observer approximation. Data are weighted by a fiducial power spectrum monopole, $P_{\text{fid}}(k)$, and we do not include the linear term in the numerator.
- **compute_fisher_ideal**: This computes the idealized Fisher matrix given in (74), assuming the $S(k) = \bar{n}P_{\text{fid}}(k)$ weighting scheme and assuming a spatially-constant line-of-sight. We can optionally ignore discreteness effects, such that the Fisher matrix is given by (75).
- **Bk_ideal**: This wraps the above two routines to compute the idealized bispectrum estimator on a specified dataset.

We further include a number of utility functions, including `get_ks` (to return the k -bins used in the estimators) and `generate_data` (to create Gaussian random field data with a specified set of power spectrum multipoles).

In Fig. 1, we show sample code to compute the power spectrum and bispectrum of a three-dimensional dataset using POLYBIN3D. For the idealized estimators, one simply needs to specify the data and binning strategy (and

```

# Import code
import PolyBin3D as pb
import numpy as np

# Load base class specifying dimensions
base = pb.PolyBin3D(boxsize, gridsize)

# Load power spectrum class, specifying
# binning, mask and filter
pspec = pb.PSpec(base, k_bins, lmax, mask,
                 applySinv)

# Compute Fisher matrix (usually parallelized)
fish, shot_num = pspec.compute_fisher(N_it)

# Compute windowed power spectra
Pk_ideal = pspec.Pk_ideal(data)

# Compute unwindowed power spectra
Pk_unwindowed = pspec.Pk_unwindowed(data,
                                     fish=fish, shot_num=shot_num)

```

```

# Import code
import PolyBin3D as pb
import numpy as np

# Load base class specifying dimensions
base = pb.PolyBin3D(boxsize, gridsize)

# Load bispectrum class, specifying binning,
# mask and filter
bspec = pb.BSpec(base, k_bins, lmax, mask,
                 applySinv)

# Compute Fisher matrix (usually parallelized)
fish = bspec.compute_fisher(10)

# Compute windowed bispectra
Bk_ideal = bspec.Bk_ideal(data)

# Compute unwindowed bispectra
Bk_unwindowed = bspec.Bk_unwindowed(data,
                                     fish=fish, include_linear_term=False)

```

FIG. 1. Sample PYTHON code for computing the power spectrum and bispectrum of a dataset (`data`) using the POLYBIN3D package. Tutorials demonstrating the various functionalities of the package are available on GitHub.

optionally a filtering scheme and mask), whilst the unwindowed estimators require the Fisher matrix to be estimated before the data is analyzed. This step can be expensive and should usually be performed on a (high-memory) cluster, though we stress that it does not depend on the data. Detailed tutorials discussing the various estimators and their implementation (including validation and application to observational datasets) can be found online.

The code additionally supports GPU acceleration through JAX, providing significant speed-ups, at a minimal addition of code. Since the computation of Fisher matrices and estimators can be memory intensive, especially at higher grid sizes and/or fine binning, special care has been taken to manage GPU memory usage. The most significant acceleration is achieved with computing the bispectra numerator (see the validation cases below for example timings), whereas the power spectrum numerator is only slightly faster due to the already optimized algorithm on CPU. Computation of Fisher matrices, being the most memory expensive and thus requiring many transfers of data between CPU and GPU memory, is nevertheless significantly accelerated.

VI. VALIDATION

We now provide a practical demonstration of the above estimators and validate that they return unbiased estimates of the power spectrum and bispectrum. For this, we will construct a variety of mock-based tests, centered around a suite of Gaussian random fields with a known power spectrum (a linearly biased spectrum, with parameters similar to [1]), gridding with a Nyquist frequency of $0.6 h \text{ Mpc}^{-1}$. Furthermore, we will often add a multiplicative mask based on the BOSS LOWZ-South sample [137] (with a volume $V \approx 0.4 h^{-3} \text{ Gpc}^3$), and further assume a ‘triangle-shaped-cell’ pixel-window convolution scheme, with a global line-of-sight for anisotropies. This builds significantly upon the validation schemes of previous works [e.g., 114, 115], and now includes (a) explicit validation of the unwindowed estimators when applied to masked data, (b) validation of the bispectrum estimators on simulations containing an injected three-point function.

A. Power Spectrum

First, we validate the power spectrum estimators. For this, we generate 1000 Gaussian random field simulations with known power spectrum in the range $k \in [0.02, 0.40] h \text{ Mpc}^{-1}$, then use POLYBIN3D to measure the binned power

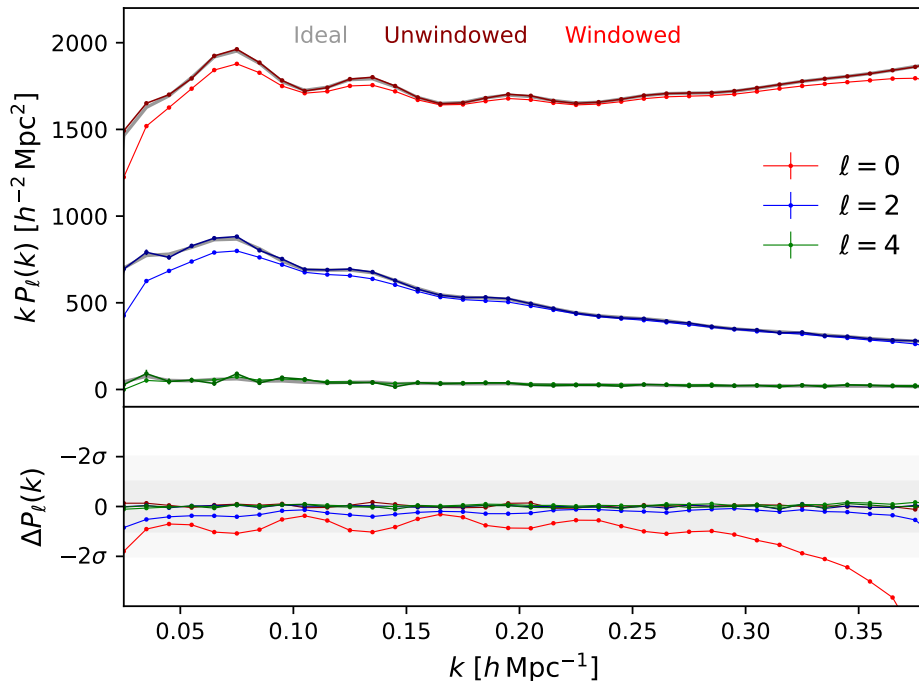


FIG. 2. Validation of the POLYBIN3D power spectrum estimators. The top panel shows the mean and standard error of power spectrum bandpowers estimated from 1000 Gaussian random simulations, with results including (not including) a realistic survey mask shown in colors (grey). When the mask is included, we give results from both the standard windowed estimators (light colors, equal to the ‘idealized’ estimators discussed herein) and the unwinded estimators discussed in this work (dark colors). The bottom panel shows deviations of the masked spectra compared to the ideal ‘truth’, in terms of the error-bars of a single $0.4 h^{-3} \text{Gpc}^3$ volume. We do not subtract shot-noise contributions in any case. We find excellent agreement between the ideal and unwinded estimators; in contrast, the mask induces strong distortions in the windowed spectra, particularly on large scales.

spectrum multipoles across 132 bins with $k \in [0.01, 0.45] h \text{Mpc}^{-1}$ and $\ell = \{0, 2, 4\}$.¹⁷ We consider three analyses: (1) the ideal estimator applied to unmasked data; (2) the ideal estimator applied to masked data; (3) the unwinded estimator applied to masked data. For (3), the Fisher matrix is computed using a further 1000 simulations (which can be embarrassingly parallelized). If the estimator is unbiased, we expect the power spectra of (1) and (3) to agree, whilst the differences between (1) and (2) will show the bin-convolution effects of the survey geometry on the power spectrum. In all cases, we will assume the FKP form for S^{-1} (17), though we discuss the effects of optimal weights in §VIA 1.

The resulting power spectra are shown in Fig. 2, with the covariances displayed in Fig. 3. Comparing the windowed and ideal spectra, we observe significant ($\sim 8\sigma$, for our $0.4 h^{-3} \text{Gpc}^3$ volume) distortions induced by the survey mask (beyond the volume rescaling, which is already accounted for), which must be taken into account in any theoretical model. These are particularly notable both on large-scales and for the quadrupole moment (and on the smallest-scales, due to shot-noise corrections). In contrast, the mean power spectra obtained from our unwinded estimators are highly consistent with those from ideal simulations (without a mask) across all scales and multipoles, indicating that our pipeline is unbiased, as desired. As such, the unwinded power spectrum estimates can be directly compared to theory, without need for mask-convolution of the latter.

As shown in the left panel of Fig. 3, there are significant differences in the variances of the unwinded and windowed power spectrum estimates. Whilst both are larger than the ideal spectra (as expected, due to the lower effective volume), the unwinded estimates have $\approx 2\times$ larger error, roughly consistent across all bins and multipoles. This may appear somewhat alarming; if our S^{-1} weighting scheme is close-to-optimal, we expect that the unwinded estimators should achieve approximately minimum-variance error-bars. This discrepancy can be resolved by looking at the matrix correlation structure (right panel of Fig. 3); the unwinded estimators have negative correlations

¹⁷ We fix $P(k) = 0$ for k outside the range of interest to remove bias from unmeasured bins; in practice, any bias can be alleviated by dropping the final few bins in the estimator

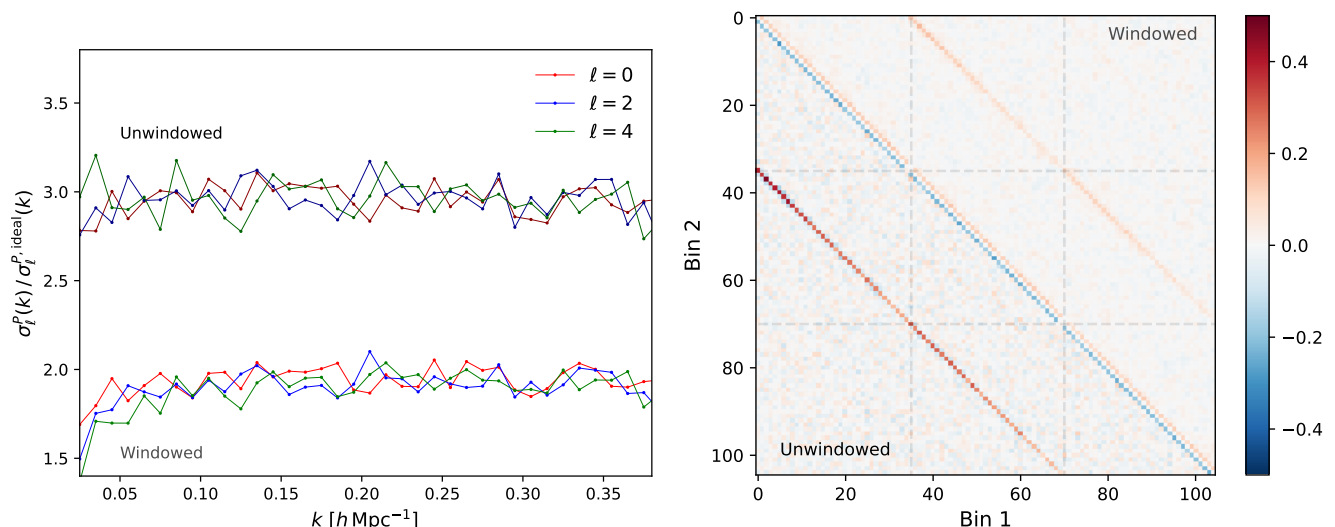


FIG. 3. Comparison of the covariances from the windowed and unwindowed power spectra shown in Fig. 2. In the left panel, we show the ratio of the errors from the masked and unmasked simulations: as expected, masking significantly inflates the errors. In the right panel, we plot the (diagonal-subtracted) correlation matrices ($C_{ij}/\sqrt{C_{ii}C_{jj}}$ for covariance \mathbb{C}), with the windowed (unwindowed) results shown in the upper right (lower left) triangle. We stack results for the three Legendre multipoles, with $\ell = 0$ shown in the top left panel. Though the unwindowed multipoles exhibit higher variances, they do not contain less signal-to-noise, due to the differing correlation structures, in particular the anti-correlations along the leading diagonal.

between neighboring bins in contrast to the positive correlations for windowed estimators (and diagonal structure for the unmasked data), which results in an approximately equal signal-to-noise (≈ 450) from each estimator (in fact 10% higher for the unwindowed approach across the non-trivial bins). In each case, we see also contributions between different Legendre moments, which are sourced both by the anisotropic clustering and the mask. One might naïvely have expected the unwindowed estimators to have a diagonal covariance (*i.e.* for the matrix \mathcal{F}^{-1} to undo any mask-induced correlations); as discussed in §II, the action of \mathcal{F}^{-1} is only to remove mask-induced *biases*, and the covariance will almost always contain off-diagonal contributions.¹⁸

Before continuing, it is useful to assess the practicalities of our estimator. For the set-up considered herein, computing the power spectrum numerators for each simulation required ≈ 2 seconds on four CPU cores (≈ 0.5 seconds on an A100 GPU), whilst the Fisher matrix needed for unwindowed estimators required ≈ 2.5 minutes per Monte Carlo iteration (≈ 0.75 minutes on GPU), using a grid-size of $194 \times 365 \times 203$ (to obtain $k_{\text{Ny}} = 0.6 h \text{ Mpc}^{-1}$ for our sample). This matches the number of FFTs required; each numerator requires just one FFT, whilst the Fisher matrix requires 270, matching the scalings discussed in §III C (given the 132 bins in our test). Whilst the Fisher matrix is somewhat expensive, we remind the reader that this does not depend on the data, thus only has to be computed once for a given set of bins and mask. Furthermore, the number of Monte Carlo iterations used in the above tests ($N_{\text{mc}} = 1000$) is conservative; reducing to $N_{\text{mc}} = 100$ gives a (stochastic) error of $\approx 0.1\sigma$, or $\approx 0.3\sigma$ with $N_{\text{mc}} = 25$.

1. Optimal Weights

Next, we consider the impact of the \mathbb{S}^{-1} weighting scheme on our power spectrum measurements. For this purpose, we perform a similar analysis to the above, but compute power spectra using both the FKP weighting scheme (17) and the optimal solution specified by (15). To ensure correct treatment of stochastic effects, we first generate 250 masked Gaussian random field simulations as above, but nulling the shot-noise contribution to the input power spectrum. We then add a Poisson noise contribution to each scaling as $n(\mathbf{x})$, which is then pixel-window-convolved, emulating the observational data. The optimal weights are realized by solving (21) via conjugate gradient descent using ten iterations (preconditioned on the ideal solution of (16)).¹⁹ Power spectra are computed using the same binning schemes as

¹⁸ In the limit of ideal weights, the covariance of the data \hat{p} is given by \mathcal{F}^{-1} , though the covariance of $\mathcal{F}^{1/2}\hat{p}$ is indeed diagonal, where $\mathcal{F}^{1/2}$ is the Cholesky factorization of \mathcal{F} [e.g., 68].

¹⁹ This is sufficient to ensure convergence at the 0.1% level, and cannot induce bias.

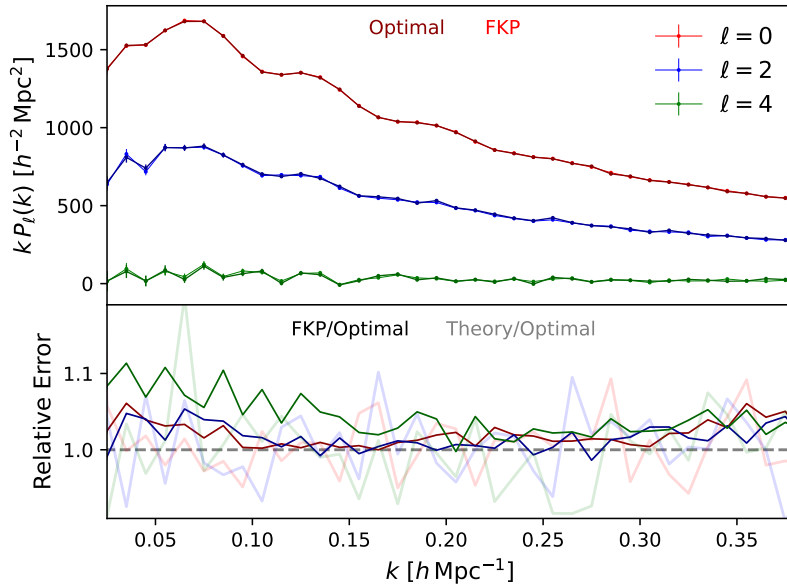


FIG. 4. Comparison of shot-noise-subtracted power spectrum multipoles obtained with the unwindowed estimators of this work applied to 250 Gaussian simulations using two choices of weighting schemes: optimal (dark colors) and FKP (light colors). The bottom panel shows the ratio of the errorbars from the two weighting schemes (dark) and between the theoretical prediction and optimal weights (light). We find excellent agreement between the mean spectra, with the optimal scheme leading to 5 – 10% improved errors, which closely match those expected.

before, and we subtract the measured shot-noise in both cases (which differs slightly in each case, due to the differing weighting schemes adopted).

In Fig. 4, we show the resulting power spectrum multipoles. As expected, no bias is induced by changing S^{-1} , however, we find moderate differences in the variances, with the FKP weights leading to 5 – 10% inflated errors at low- k (particularly for the hexadecapole). This has an important conclusion: optimal weights lead to more precise power spectrum measurements. That this predominantly affects large-scales and higher-multipoles makes sense since these components are less well approximated by the (shot-noise-dominated) FKP limit. Furthermore, the optimal errors are seen to be in good agreement with the predictions from the inverse Fisher matrix, \mathcal{F}^{-1} , suggesting that our estimators are close to minimum variance, as desired. This is further shown by the correlation structures shown in Fig. 5; \mathcal{F}^{-1} closely matches the empirical covariance for optimal weights (including the off-diagonal components), but there are significant deviations when using FKP weights.

Despite the slight gains in signal-to-noise benefits (which would be more pronounced for a survey with lower shot-noise), using optimal weights comes at the expense of increased computational cost. Computing the Fisher matrix required ≈ 1.5 hours per iteration on 4 CPU cores, with the increase due to the need to solve the optimality condition for each power spectrum bin. Furthermore, the power spectrum numerators required 40 seconds per simulation (and 53 FFTs). In practice, computation may be expedited by using more efficient conjugate gradient descent solvers (or via less numerical iterations) or using alternative methods to compute S_{opt}^{-1} [e.g., 119].

B. Bispectra

Next, we provide a numerical validation of the bispectrum estimators. For this, we adopt a similar methodology to before, but now inject a known bispectrum into the simulations. This is done by first generating a Gaussian random field, $\delta_G(\mathbf{x})$ with known power spectrum $P_G(\mathbf{k})$, then performing the redefinition [e.g., 64]

$$\delta_G(\mathbf{k}) \rightarrow \delta_G(\mathbf{k}) + \frac{\epsilon}{6} \beta(k) \int d\mathbf{x} e^{-i\mathbf{k} \cdot \mathbf{x}} \int_{\mathbf{k}_2} \frac{\beta(k_2)}{P_G(\mathbf{k}_2)} \delta_G(\mathbf{k}_2) e^{i\mathbf{k}_2 \cdot \mathbf{x}} \int_{\mathbf{k}_3} \frac{\beta(k_3)}{P_G(\mathbf{k}_3)} \delta_G(\mathbf{k}_3) e^{i\mathbf{k}_3 \cdot \mathbf{x}}. \quad (84)$$

For small ϵ , this produces an isotropic bispectrum $B(k_1, k_2, k_3) = \epsilon \beta(k_1) \beta(k_2) \beta(k_3)$. For definiteness, we here assume $\epsilon = 0.25$ and $\beta(k) = P_G^{2/3}(k)$ (without shot-noise), filtering all fields to the k -range $k \in [0.1, 0.4] h \text{Mpc}^{-1}$. Since the dimensionality of the bispectrum is much larger than the power spectrum, we adopt a coarser binning with

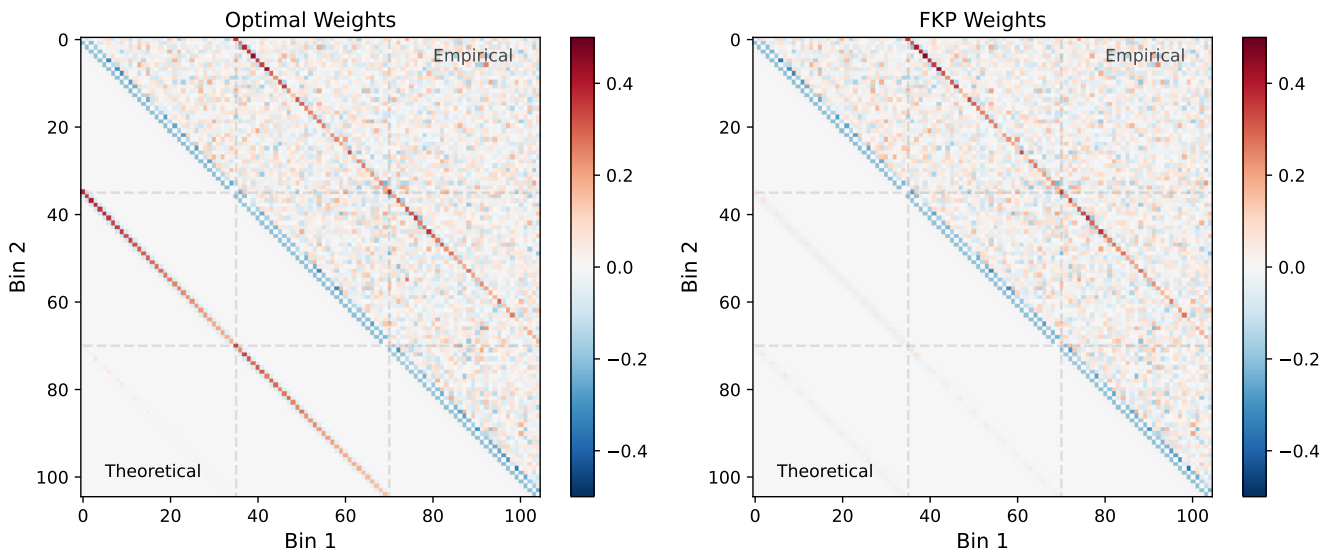


FIG. 5. Correlation matrices for the power spectra shown in Fig. 4, using 250 simulations analyzed with optimal (left) and FKP (right) weighting schemes. In each panel, we show the theoretical prediction (the inverse Fisher matrix) in the lower-left triangle. Notably, this is a good approximation of the true covariance for the optimal weighting only, implying that the optimal weights are indeed close to optimal.

$\delta k = 0.05 h \text{ Mpc}^{-1}$ for $k \in [0.05, 0.45) h \text{ Mpc}^{-1}$ and $\ell = \{0, 2\}$, which corresponds to 196 total configurations. We analyze 500 simulations in total using the FKP form of S^{-1} , and initially drop the linear term in the estimator.

In Fig. 6, we plot the bispectrum coefficients for simulations with and without an observational mask, using both the windowed and unwinded estimators. As for the power spectrum, the mask induces strong deviations in the windowed bispectra, which are particularly notable on large-scales (with the first 20 bins containing the lowest k -modes). Here, the deviations are at the 2σ level compared to a 20σ overall detection (for this volume), and can potentially bias bispectrum inferences that derive constraining power from large scales, as shown in [18]. In contrast, the unwinded estimators perform significantly better, though we find slight biases in the lowest k bins. This can occur since the mask alters the weighting of modes within a given bin, but can be greatly reduced if one adopts narrower bins at low- k (where the spectrum varies significantly within a coarse bin).

Fig. 7 compares the covariance of our two bispectrum estimators relative to that of ideal, unmasked, data (in all cases without an injected bispectrum). As for the power spectrum, we find larger variances for the unwinded estimators than their windowed (and more conventional) equivalents; this is due to a difference in the correlation structure, and the unwinded forms exhibit larger signal-to-noise over the bins of interest. In the windowed data, we find large covariances (at the 20% level) between bins at low- k , particularly for squeezed configurations; since the underlying data is Gaussian, these are induced by the mask. In contrast, the unwinded data shows much reduced bin-to-bin correlations, though the fine structure (which is itself damped by the wide k -bins) is shrouded by noise.

With the experimental parameters given above, the bispectrum numerators can be computed in 30 seconds per simulation on four CPUs (requiring 19 FFTs) (≈ 0.25 seconds on an A100 GPU). This scales with the number of linear k -bins and the number of multipoles, given that we have assumed a global line-of-sight. In contrast, computation of the Fisher matrix (needed for the unwinded estimators) scales with the total number of bins, and required 14 minutes per iteration in our example (5 minutes on GPU). However, the increased variance of the bispectrum compared to the power spectrum allows *far* fewer Monte Carlo iterations to be used to produce a converged bispectrum estimate: reducing N_{mc} from 500 to 100 induces an error at the $10^{-4}\sigma$ level, with only a $10^{-3}\sigma$ bias for $N_{\text{mc}} = 5$. This demonstrates the efficacy of the Girard-Hutchinson-type Monte Carlo summation methods, and demonstrates how our estimators can be very quickly computed in practice.

Finally, we consider the formerly-neglected linear term of the bispectrum estimator. Motivated by the discussion in §IV D (whence we note that the linear term vanishes in the ideal limit), we restrict our attention to large scales, using bins of width $\delta k = 0.014 h \text{ Mpc}^{-1}$ with $k \in [0.007, 0.091) h \text{ Mpc}^{-1}$. Bispectra are computed as before (using the FKP form for S^{-1}), but we now include the linear term in the estimator, estimated from 100 simulations (which is likely overly conservative). Whilst this increases the runtime of the estimator by $\sim 100\times$, Fig. 8 demonstrates that it gives significant improvements on the precision of squeezed bispectrum measurements, particularly when k_{min} approaches the fundamental frequency. Outside this regime, the gains are minimal, suggesting the utility of a hybrid approach to

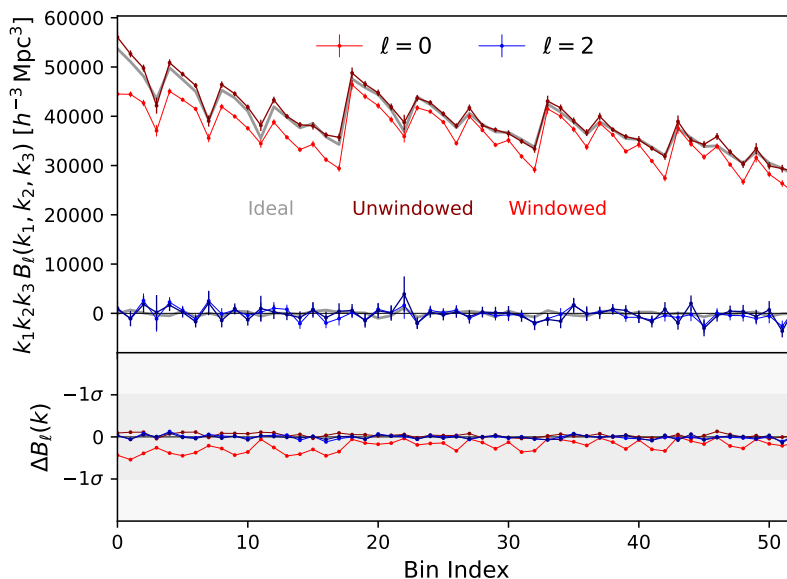


FIG. 6. Validation of the POLYBIN3D bispectrum estimators. Analogous to Fig. 2, the top panel shows the bispectrum coefficients computed from simulations without a mask applied (grey), as well as the unwindowed (dark, defined in this work) and windowed (light, conventional) estimators applied to masked data. Here, we use 500 simulations, which each contain an injected bispectrum monopole. We collapse the three-dimensional bispectrum statistic into one dimension, ordering the $\{k_1, k_2, k_3\}$ bin triplet by first iterating over k_3 at $k_1 = k_{\min}$, $k_2 = k_{\min}$, then increasing k_2 and finally k_1 . We find generally good agreement between the unwindowed and ideal bispectra, though there are some deviations on the largest scales due to the wide bins (spanning $k \in [0.05, 0.45] h \text{Mpc}^{-1}$ with $\Delta k = 0.05 h \text{Mpc}^{-1}$) adopted herein. The windowed bispectra show large residuals, whose size is quantified in the bottom panel (albeit for a small $0.4 h^{-3} \text{Gpc}^3$ survey).

bispectrum estimation, whence the linear term is only used for squeezed configurations. This reduction in monopole error may significantly enhance the bounds on physics relevant on ultra-large scales, such as local-type primordial non-Gaussianity.

VII. SUMMARY & CONCLUSIONS

Robust estimation of correlation functions remains a central problem in cosmology. In the ideal translation-invariant limit, the optimal estimator is well-known [e.g., 80]; in observational settings, which usually feature spatially varying noise and mask, there is less consensus on what estimator should be used in practice. Many recent analyses of three-dimensional LSS data have utilized a simplified scheme, based on the FKP approximation, whence one weights the data by a local-in-configuration-space filter and computes the moments of the field directly [e.g., 74–79]. This has two drawbacks: (1) the weighting is optimal only in the limit of large-noise (at odds with future dense surveys); (2) the output (pseudo-)spectra are biased by the observational mask [e.g., 67, 109]. Whilst (2) can be ameliorated by forward-modeling the effects of the mask on the theoretical N -point correlator (a $3(N-1)$ -dimensional convolution integral), this procedure is computationally infeasible for $N > 2$ (though see [111] for recent advances), particularly when one needs to scan over many theoretical templates in a likelihood analysis.

In this paper, we have considered general *unwindowed* estimators for the power spectrum and bispectrum of simulations and survey data, motivated by maximum-likelihood principles based on an Edgeworth expansion [e.g., 66–69] (see [61, 62] for recent CMB applications). Due to the particular choice of our normalization matrix, \mathcal{F} , these estimators are not biased by the mask on average (hence, ‘unwindowed’), and can also be applied to arbitrarily weighted data. The latter point is particularly relevant in observational contexts, when one may wish to apply Wiener filtering, mode deprojection, inpainting, or a simple FKP-like weight, and additionally facilitates computation of the *optimal* estimators (whose weight satisfies an $N_{\text{pix}} \times N_{\text{pix}}$ matrix equation). We additionally place close attention to holes in the observational mask (*i.e.* a non-invertible mask), which can cause numerical instabilities and bias if not correctly accounted for. The result of this study in linear algebra is a set of (optionally optimal) estimators for the anisotropic power spectrum and bispectrum, that, employing various computational tricks, can be entirely formulated in terms of Fourier transforms and Monte Carlo summation. These are efficient to compute (scaling at

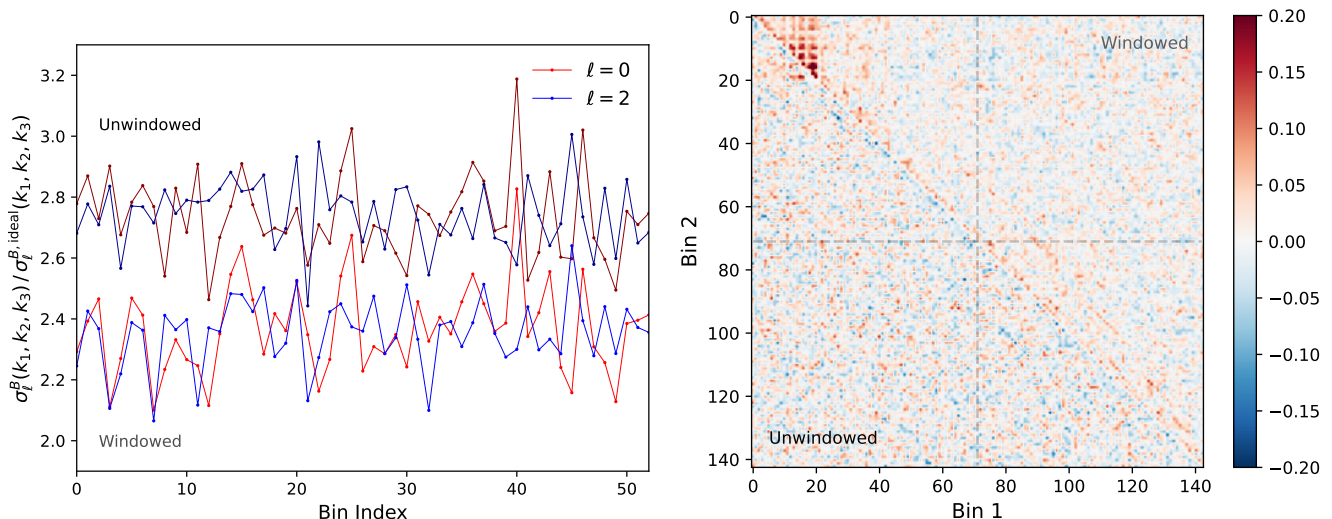


FIG. 7. Comparison of the bispectrum covariances between unwindowed and windowed estimators, analogous to Fig. 3. As for the power spectrum, the unwindowed measurements exhibit larger variances than their windowed equivalents (left), though this does not lead to loss of information due to the differing correlation structures (right). In particular, we find strong correlations between the first few bins in the window-convolved forms (upper left corner), which are not seen in the unwindowed correlations. We note that the off-diagonal correlations are, in general, enhanced if one uses narrower k -bins.

most as $\mathcal{O}(N_{\text{bins}}N_{\text{pix}} \log N_{\text{pix}})$ and return unbiased and minimum-variance estimates of the underlying spectra.

Accompanying this work is a new code package, POLYBIN3D, which implements the above estimators in PYTHON, as well as their idealized limits, which are intended to be used for the study of N -body simulations. The code additionally provides support for GPU acceleration using JAX, for significantly improved execution times. We provide an extensive set of tutorials describing the functionality of POLYBIN3D, and showing a number of practical use-cases. Furthermore, we have presented an extensive set of validation tests for both the power spectrum and bispectrum estimators, with the following conclusions: (a), regardless of the weighting scheme, the estimators are not biased by the survey geometry (assuming sufficiently thin bins), (b) optimal weights (and thus minimum-variance errors) can be practically implemented via CGD methods, and yield slight (5 – 10%) improvements on the power spectrum errorbars on large-scales, (c) the inverse Fisher matrix \mathcal{F}^{-1} provides a useful proxy for the (masked) Gaussian power spectrum covariance if the weights are optimal, (d) the inclusion of a linear term in the bispectrum estimator can significantly reduce noise when one analyses squeezed bispectra (e.g., for local primordial non-Gaussianity).

Finally, we consider the drawbacks of the above approaches, as well as their extensions. Due to the need to compute an $N_{\text{bins}} \times N_{\text{bins}}$ coupling matrix for each statistic, the unwindowed polyspectrum estimates are naturally more expensive to compute than their simplified “pseudo-spectrum” equivalents. Whilst we have here demonstrated how such costs can be substantially mitigated by utilizing Monte Carlo methods (ensuring scalings linear in N_{bins} and using only FFTs) and by noting that the matrix can be computed independently from the data, this nevertheless represents an important limitation of the approach. This is particularly apparent if one attempts to compute the statistics with limited computational memory, whence construction of \mathcal{F} as an outer product becomes infeasible. We note however, that such a difficulty appears also in the more common approach of forward-modeling pseudo-spectra; there, one must either compute the forward-modeling matrix (which can be prohibitively expensive), or make simplifying assumptions (which could induce bias). For modeling higher-point functions, we expect that the data-oriented “unwinding” approach of this work could be more efficient, since one does not rely on computing mask-distortions theoretically (which is expensive, and, at heart, still requires counting random points). In this vein, it would be interesting to extend the algorithms of this work to correlators beyond the bispectrum. This would facilitate a wide range of analyses, such as a first measurement of cubic primordial non-Gaussianity in large-scale structure.

ACKNOWLEDGMENTS

We thank Chirag Modi for insightful discussions on stochastic trace estimation, as well as Emiliano Sefusatti for motivating this work. OHEP thanks Bagels & Co for Sunday sustenance. OHEP is a Junior Fellow of the Simons Society of Fellows. TF is supported by the Fundamentals of the Universe research program at the University of Groningen, and thanks the Center for Information Technology of the

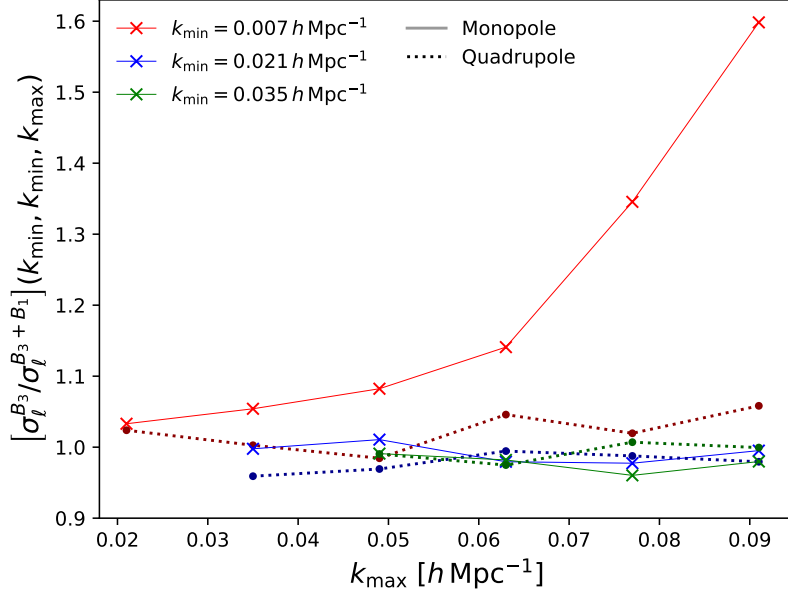


FIG. 8. Impact of the linear term in the bispectrum estimators, as applied to masked data. We plot the ratio of error-bars obtained from 100 bispectrum measurements computed excluding and including the linear term, which is itself estimated from 100 Monte Carlo realizations. In all cases, data is masked using a BOSS-like window as in previous figures. Here, we focus on low k -modes, utilizing six linear bins with $k \in [0.007, 0.091] h \text{ Mpc}^{-1}$, and plot a selection of isosceles bispectrum multipoles. We find significantly enhanced variances for squeezed triangles, demonstrating the utility of the linear term in constraining physics appearing in the squeezed limit.

University of Groningen for providing access to the Hábrók high-performance computing cluster.

Appendix A: Theoretical Binning Matrices

In this appendix, we consider how to compute theoretical predictions for the N_{bins} observed bandpowers \hat{p}_α , given some finely-binned power spectrum model p_ι^{fine} where $\iota \in \{1, 2, \dots, N_{\text{fine}}\}$. If the data and theory bins align, this is straightforward: the expected value of \hat{p}_α is simply p_α^{fine} , as expected. In essence, this approach forward models the effect of bin-convolution on the output statistic, \hat{p}_α (retaining the $\mathcal{F}_{\alpha\beta}^{-1}$ factor, to ensure *approximate* mask-deconvolution, as in [112]).

Starting from (25), we can compute the expectation of p_α^{num} by inserting the finely-binned definition $\xi = \sum_{\iota=1}^{N_{\text{fine}}} p_\iota^{\text{fine}} \partial\xi/\partial p_\iota^{\text{fine}}$ into the expectation $\langle dd^\dagger \rangle$. This yields

$$\langle p_\alpha^{\text{num}} \rangle = \sum_{\iota=1}^{N_{\text{fine}}} \mathcal{G}_{\alpha\iota} p_\iota^{\text{fine}}, \quad \mathcal{G}_{\alpha\iota} = \frac{1}{2} \text{Tr} \left(\frac{\partial\xi}{\partial p_\alpha} \cdot [\mathbf{S}^{-1} \mathbf{W}] \cdot \frac{\partial\xi}{\partial p_\iota^{\text{fine}}} \cdot [\mathbf{S}^{-1} \mathbf{W}]^\dagger \right), \quad (\text{A1})$$

in terms of the $N_{\text{bins}} \times N_{\text{fine}}$ matrix $\mathcal{G}_{\alpha\iota}$, which is a rectangular analogue of the usual Fisher matrix. In full, the theory predictions are given by $\langle \hat{p}_\alpha \rangle = \sum_\iota \left(\sum_\beta \mathcal{F}_{\alpha\beta}^{-1} \mathcal{G}_{\beta\iota} \right) p_\iota^{\text{fine}}$; if the bins are suitably thin, this is well approximated by the theory spectrum at the bin-centers, reproducing the previous results.

As in §III C, the trace term in (A1) can be rewritten as an average over random fields a with covariance \mathbf{A} (cf. 33):

$$\mathcal{G}_{\alpha\iota} = \frac{1}{2} \left\langle \left(\mathbf{W}^\dagger \mathbf{S}^{-\dagger} \mathbf{Q}_\alpha [\mathbf{S}^{-1} \mathbf{W} a] \right)^\dagger \cdot \mathbf{Q}_\iota^{\text{fine}} [\mathbf{A}^{-1} a] \right\rangle_a, \quad (\text{A2})$$

defining $\mathbf{Q}_\iota^{\text{fine}}[u] = \partial\xi/\partial p_\iota^{\text{fine}} \cdot u$. Here, we have applied the $\mathbf{S}^{-1} \mathbf{W}$ operator to \mathbf{Q}_α rather than \mathbf{Q}_ι for efficiency, given that $N_{\text{bins}} < N_{\text{fine}}$. This requires knowledge of $\mathbf{S}^{-\dagger}$; for the limits described in (16) & (16) this is straightforward as $\mathbf{S}^{-1} = \mathbf{S}^{-\dagger}$. For the minimum-variance filter, we may implement $\mathbf{S}^{-\dagger}$ via conjugate-gradient descent methods as in §II E, solving the following system:

$$[\mathbf{W}\xi + \beta]^\dagger, IJ \mathbf{S}_{JK}^{-\dagger} v^K = v^I \quad (\text{A3})$$

for arbitrary map v . This can be written in integral form as

$$\Phi(\mathbf{x}) \int d\mathbf{y} [\xi(\mathbf{x}, \mathbf{y})n(\mathbf{y}) + \beta\delta_{\text{D}}(\mathbf{x} - \mathbf{y})] [\text{S}^{-\dagger}v](\mathbf{y}) = v(\mathbf{x}) \quad (\text{A4})$$

(similar to the previous form but with n and ξ interchanged) and implemented with FFTs via

$$\begin{aligned} & \frac{1}{2} \sum_{\ell m} \Phi(\mathbf{x}) \bar{Y}_{\ell m}(\hat{\mathbf{x}}) \{ \text{IFT} [P_{\ell} \bar{Y}_{\ell m} \text{FT}[n[\text{S}^{-\dagger}v]]](\mathbf{x}) + (-1)^{\ell} \text{IFT} [P_{\ell} \bar{Y}_{\ell m} \text{FT}[\bar{Y}_{\ell m} n[\text{S}^{-\dagger}v]]](\mathbf{x}) \} + \beta \Phi(\mathbf{x}) [\text{S}^{-\dagger}v](\mathbf{x}) \\ & = v(\mathbf{x}), \end{aligned} \quad (\text{A5})$$

for unbinned fiducial spectra $P_{\ell}(k)$. In the distant-observer limit this simplifies to

$$\frac{1}{2} \sum_{\ell=0,2,\dots}^{\ell_{\text{max}}} \Phi(\mathbf{x}) \text{IFT} [P_{\ell} L_{\ell} \text{FT}[n[\text{S}^{-\dagger}v]]](\mathbf{x}) + \beta \Phi(\mathbf{x}) [\text{S}^{-\dagger}v](\mathbf{x}) = v(\mathbf{x}). \quad (\text{A6})$$

The $N_{\text{bins}} \mathbf{Q}_{\alpha}$ maps can be efficiently computed as in (34) (or (35) in the distant-observer limit), whilst \mathbf{Q}^{fine} takes the Fourier-space form

$$\begin{aligned} \mathbf{Q}_{\ell}^{\text{fine}}[u](\mathbf{k}) &= (-1)^{\ell} \Theta_b(k) \sum_m \bar{Y}_{\ell m}(\hat{\mathbf{k}}) \int d\mathbf{y} e^{-i\mathbf{k} \cdot \mathbf{y}} \bar{Y}_{\ell m}(\hat{\mathbf{y}}) u(\mathbf{y}) \\ \Rightarrow \mathbf{Q}_{\ell}^{\text{fine}}[u](\mathbf{k})|_{\text{global}} &= (-1)^{\ell} \Theta_b(k) L_{\ell}(\hat{\mathbf{k}} \cdot \hat{\mathbf{n}}) u(\mathbf{k}). \end{aligned} \quad (\text{A7})$$

Here, we have absorbed the second permutation of the Legendre polynomial (cf. 34) by symmetry; this can be done by noting that $\mathcal{G}_{\alpha\ell}$ is unchanged if $\partial\xi/\partial p_{\ell}^{\text{fine}}$ is replaced by an asymmetric form, provided that $\partial\xi/\partial p_{\alpha}$ remains symmetric. The utility of this is that one can compute $\mathcal{G}_{\alpha\ell}$ in N_{fine} k -bins *without* N_{fine} FFTs; the rate-limiting step of the computation scales instead with N_{bins} .

The above algorithm is implemented within POLYBIN3D (in the `compute_theory_matrix` code), and validated in the tutorial scripts found online. We do not attempt to compute an analogue for the bispectrum and beyond, since this is highly computationally expensive, and one cannot adopt the same tricks as above to remove dependence on N_{fine} .

-
- [1] Planck Collaboration, N. Aghanim, Y. Akrami, M. Ashdown, J. Aumont, C. Baccigalupi, M. Ballardini, A. J. Banday, R. B. Barreiro, N. Bartolo, *et al.*, *A&A* **641**, A6 (2020), arXiv:1807.06209 [astro-ph.CO].
 - [2] S. Aiola *et al.* (ACT), *JCAP* **12**, 047 (2020), arXiv:2007.07288 [astro-ph.CO].
 - [3] L. Balkenhol *et al.* (SPT-3G), *Phys. Rev. D* **108**, 023510 (2023), arXiv:2212.05642 [astro-ph.CO].
 - [4] T. M. C. Abbott *et al.* (DES), *Phys. Rev. D* **105**, 023520 (2022), arXiv:2105.13549 [astro-ph.CO].
 - [5] H. Hildebrandt *et al.*, *Mon. Not. Roy. Astron. Soc.* **465**, 1454 (2017), arXiv:1606.05338 [astro-ph.CO].
 - [6] R. Dalal *et al.*, (2023), arXiv:2304.00701 [astro-ph.CO].
 - [7] S. Alam, M. Ata, S. Bailey, F. Beutler, D. Bizyaev, J. A. Blazek, A. S. Bolton, J. R. Brownstein, A. Burden, C.-H. Chuang, *et al.*, *MNRAS* **470**, 2617 (2017), arXiv:1607.03155 [astro-ph.CO].
 - [8] S. Alam, M. Aubert, S. Avila, C. Bolland, J. E. Bautista, M. A. Bershad, D. Bizyaev, M. R. Blanton, A. S. Bolton, J. Bovy, *et al.*, *Phys. Rev. D* **103**, 083533 (2021), arXiv:2007.08991 [astro-ph.CO].
 - [9] O. H. E. Philcox and M. M. Ivanov, *Phys. Rev. D* **105**, 043517 (2022), arXiv:2112.04515 [astro-ph.CO].
 - [10] M. M. Ivanov, O. H. E. Philcox, G. Cabass, T. Nishimichi, M. Simonović, and M. Zaldarriaga, *Phys. Rev. D* **107**, 083515 (2023), arXiv:2302.04414 [astro-ph.CO].
 - [11] G. d'Amico, J. Gleyzes, N. Kokron, K. Markovic, L. Senatore, P. Zhang, F. Beutler, and H. Gil-Marín, *JCAP* **2020**, 005 (2020), arXiv:1909.05271 [astro-ph.CO].
 - [12] S.-F. Chen, M. White, J. DeRose, and N. Kokron, *JCAP* **07**, 041 (2022), arXiv:2204.10392 [astro-ph.CO].
 - [13] S.-F. Chen, Z. Vlah, and M. White, *JCAP* **02**, 008 (2022), arXiv:2110.05530 [astro-ph.CO].
 - [14] Y. Akrami *et al.* (Planck), *Astron. Astrophys.* **641**, A9 (2020), arXiv:1905.05697 [astro-ph.CO].
 - [15] G. Cabass, M. M. Ivanov, O. H. E. Philcox, M. Simonović, and M. Zaldarriaga, *Phys. Rev. Lett.* **129**, 021301 (2022), arXiv:2201.07238 [astro-ph.CO].
 - [16] G. Cabass, M. M. Ivanov, O. H. E. Philcox, M. Simonović, and M. Zaldarriaga, *Phys. Rev. D* **106**, 043506 (2022), arXiv:2204.01781 [astro-ph.CO].
 - [17] G. D'Amico, M. Lewandowski, L. Senatore, and P. Zhang, (2022), arXiv:2201.11518 [astro-ph.CO].
 - [18] S.-F. Chen, P. Chakraborty, and C. Dvorkin, (2024), arXiv:2401.13036 [astro-ph.CO].

- [19] K. K. Rogers, R. Hložek, A. Laguë, M. M. Ivanov, O. H. E. Philcox, G. Cabass, K. Akitsu, and D. J. E. Marsh, *JCAP* **06**, 023 (2023), [arXiv:2301.08361 \[astro-ph.CO\]](#).
- [20] O. H. E. Philcox, *Phys. Rev. D* **106**, 063501 (2022), [arXiv:2206.04227 \[astro-ph.CO\]](#).
- [21] O. H. E. Philcox and M. Shiraishi, (2023), [arXiv:2308.03831 \[astro-ph.CO\]](#).
- [22] G. Cabass, M. M. Ivanov, and O. H. E. Philcox, *Phys. Rev. D* **107**, 023523 (2023), [arXiv:2210.16320 \[astro-ph.CO\]](#).
- [23] M. M. Ivanov, E. McDonough, J. C. Hill, M. Simonović, M. W. Toomey, S. Alexander, and M. Zaldarriaga, *Phys. Rev. D* **102**, 103502 (2020), [arXiv:2006.11235 \[astro-ph.CO\]](#).
- [24] A. He, R. An, M. M. Ivanov, and V. Gluscevic, (2023), [arXiv:2309.03956 \[astro-ph.CO\]](#).
- [25] N. Arkani-Hamed and J. Maldacena, (2015), [arXiv:1503.08043 \[hep-th\]](#).
- [26] T. Liu, X. Tong, Y. Wang, and Z.-Z. Xianyu, *JHEP* **04**, 189 (2020), [arXiv:1909.01819 \[hep-ph\]](#).
- [27] C. Cheung, P. Creminelli, A. L. Fitzpatrick, J. Kaplan, and L. Senatore, *JHEP* **03**, 014 (2008), [arXiv:0709.0293 \[hep-th\]](#).
- [28] A. Chudaykin, M. M. Ivanov, and S. Sibiryakov, *JCAP* **08**, 079 (2023), [arXiv:2212.09799 \[astro-ph.CO\]](#).
- [29] C. Uhlemann, O. Friedrich, F. Villaescusa-Navarro, A. Banerjee, and S. Codis, *Mon. Not. Roy. Astron. Soc.* **495**, 4006 (2020), [arXiv:1911.11158 \[astro-ph.CO\]](#).
- [30] A. Boyle, C. Uhlemann, O. Friedrich, A. Barthelemy, S. Codis, F. Bernardeau, C. Giocoli, and M. Baldi, *Mon. Not. Roy. Astron. Soc.* **505**, 2886 (2021), [arXiv:2012.07771 \[astro-ph.CO\]](#).
- [31] R. K. Sheth and R. van de Weygaert, *Mon. Not. Roy. Astron. Soc.* **350**, 517 (2004), [arXiv:astro-ph/0311260](#).
- [32] A. Pisani *et al.*, (2019), [arXiv:1903.05161 \[astro-ph.CO\]](#).
- [33] L. Thiele, E. Massara, A. Pisani, C. Hahn, D. N. Spergel, S. Ho, and B. Wandelt, (2023), [arXiv:2307.07555 \[astro-ph.CO\]](#).
- [34] R. K. Sheth, *MNRAS* **364**, 796 (2005), [arXiv:astro-ph/0511772 \[astro-ph\]](#).
- [35] M. White, *JCAP* **2016**, 057 (2016), [arXiv:1609.08632 \[astro-ph.CO\]](#).
- [36] E. Massara, F. Villaescusa-Navarro, S. Ho, N. Dalal, and D. N. Spergel, *Phys. Rev. Lett.* **126**, 011301 (2021), [arXiv:2001.11024 \[astro-ph.CO\]](#).
- [37] O. H. E. Philcox, E. Massara, and D. N. Spergel, *Phys. Rev. D* **102**, 043516 (2020), [arXiv:2006.10055 \[astro-ph.CO\]](#).
- [38] D. H. Weinberg, *MNRAS* **254**, 315 (1992).
- [39] M. C. Neyrinck, I. Szapudi, and A. S. Szalay, *ApJ* **698**, L90 (2009), [arXiv:0903.4693 \[astro-ph.CO\]](#).
- [40] X. Wang, M. Neyrinck, I. Szapudi, A. Szalay, X. Chen, J. Lesgourgues, A. Riotto, and M. Sloth, *ApJ* **735**, 32 (2011), [arXiv:1103.2166 \[astro-ph.CO\]](#).
- [41] H. Rubira and R. Voivodic, *JCAP* **2021**, 070 (2021), [arXiv:2011.12280 \[astro-ph.CO\]](#).
- [42] D. J. Eisenstein, H.-j. Seo, E. Sirko, and D. Spergel, *Astrophys. J.* **664**, 675 (2007), [arXiv:astro-ph/0604362](#).
- [43] I. Gott, J. Richard, D. H. Weinberg, and A. L. Melott, *ApJ* **319**, 1 (1987).
- [44] T. Matsubara, *Astrophys. J. Lett.* **434**, L43 (1994), [arXiv:astro-ph/9405037](#).
- [45] T. Matsubara, in *Cosmological Constant and the Evolution of the Universe*, edited by K. Sato, T. Sugihara, and N. Sugiyama (1996) p. 45.
- [46] J. Schmalzing, in *12th Potsdam Cosmology Workshop: Large Scale Structure: Tracks and Traces: International Workshop* (1997) [arXiv:astro-ph/9710302](#).
- [47] C. Hikage, J. Schmalzing, T. Buchert, Y. Suto, I. Kayo, A. Taruya, M. S. Vogele, F. Hoyle, J. R. Gott, III, and J. Brinkmann (SDSS), *Publ. Astron. Soc. Jap.* **55**, 911 (2003), [arXiv:astro-ph/0304455](#).
- [48] P. Parihar, M. S. Vogele, I. Gott, J. Richard, Y.-Y. Choi, J. Kim, S. S. Kim, R. Speare, J. R. Brownstein, and J. Brinkmann, *ApJ* **796**, 86 (2014).
- [49] M. Biagetti, J. Calles, L. Castiblanco, A. Cole, and J. Noreña, *arXiv e-prints*, [arXiv:2203.08262 \(2022\)](#), [arXiv:2203.08262 \[astro-ph.CO\]](#).
- [50] R. Meester, R. Roy, and A. Sarkar, *J. Stat. Phys.* **75**, 123 (1994).
- [51] K. R. Mecke, T. Buchert, and H. Wagner, *Astronomy Astrophys.* **288**, 697 (1994).
- [52] T. Sousbie, C. Pichon, S. Colombi, D. Novikov, and D. Pogosyan, *Mon. Not. Roy. Astron. Soc.* **383**, 1655 (2008), [arXiv:0707.3123 \[astro-ph\]](#).
- [53] G. Valogiannis, S. Yuan, and C. Dvorkin, (2023), [arXiv:2310.16116 \[astro-ph.CO\]](#).
- [54] M. Eickenberg *et al.*, (2022), [arXiv:2204.07646 \[astro-ph.CO\]](#).
- [55] B. R.-S. Blancard *et al.*, (2023), [arXiv:2310.15250 \[astro-ph.CO\]](#).
- [56] C. Pedersen, M. Eickenberg, and S. Ho, in *39th International Conference on Machine Learning Conference* (2023) [arXiv:2307.14362 \[astro-ph.IM\]](#).
- [57] E. Giusarma, M. R. Hurtado, F. Villaescusa-Navarro, S. He, S. Ho, and C. Hahn, *Astrophys. J.* **950**, 70 (2023), [arXiv:1910.04255 \[astro-ph.CO\]](#).
- [58] D. Sharma, B. Dai, and U. Seljak, (2024), [arXiv:2403.03490 \[astro-ph.CO\]](#).
- [59] P. Lemos *et al.*, in *40th International Conference on Machine Learning* (2023) [arXiv:2310.15256 \[astro-ph.CO\]](#).
- [60] T. Flöss and P. D. Meerburg, *JCAP* **02**, 031 (2024), [arXiv:2305.07018 \[astro-ph.CO\]](#).
- [61] O. H. E. Philcox, *Phys. Rev. D* **107**, 123516 (2023), [arXiv:2303.08828 \[astro-ph.CO\]](#).
- [62] O. H. E. Philcox, (2023), [arXiv:2306.03915 \[astro-ph.CO\]](#).
- [63] M. Bucher, B. Racine, and B. van Tent, *JCAP* **05**, 055 (2016), [arXiv:1509.08107 \[astro-ph.CO\]](#).
- [64] K. M. Smith and M. Zaldarriaga, *MNRAS* **417**, 2 (2011), [arXiv:astro-ph/0612571 \[astro-ph\]](#).
- [65] K. M. Smith, L. Senatore, and M. Zaldarriaga, *arXiv e-prints*, [arXiv:1502.00635 \(2015\)](#), [arXiv:1502.00635 \[astro-ph.CO\]](#).
- [66] M. Tegmark, A. J. S. Hamilton, M. A. Strauss, M. S. Vogele, and A. S. Szalay, *ApJ* **499**, 555 (1998), [arXiv:astro-ph/9708020 \[astro-ph\]](#).
- [67] A. J. S. Hamilton, *Lect. Notes Phys.* **665**, 415 (2008), [arXiv:astro-ph/0503603](#).

- [68] A. J. S. Hamilton, *Lect. Notes Phys.* **665**, 433 (2008), [arXiv:astro-ph/0503604](#).
- [69] A. J. S. Hamilton and M. Tegmark, *Mon. Not. Roy. Astron. Soc.* **312**, 285 (2000), [arXiv:astro-ph/9905192](#).
- [70] A. J. S. Hamilton, M. Tegmark, and N. Padmanabhan, *MNRAS* **317**, L23 (2000), [arXiv:astro-ph/0004334](#) [astro-ph].
- [71] M. Tegmark, A. J. S. Hamilton, and Y. Xu, *MNRAS* **335**, 887 (2002), [arXiv:astro-ph/0111575](#) [astro-ph].
- [72] M. Tegmark, S. Dodelson, D. J. Eisenstein, V. Narayanan, R. Scoccimarro, R. Scranton, M. A. Strauss, A. Connolly, J. A. Frieman, J. E. Gunn, *et al.*, *ApJ* **571**, 191 (2002), [arXiv:astro-ph/0107418](#) [astro-ph].
- [73] M. Tegmark, M. R. Blanton, M. A. Strauss, F. Hoyle, D. Schlegel, R. Scoccimarro, M. S. Vogeley, D. H. Weinberg, I. Zehavi, A. Berlind, *et al.*, *ApJ* **606**, 702 (2004), [arXiv:astro-ph/0310725](#) [astro-ph].
- [74] H. A. Feldman, N. Kaiser, and J. A. Peacock, *ApJ* **426**, 23 (1994), [arXiv:astro-ph/9304022](#) [astro-ph].
- [75] K. Yamamoto, *ApJ* **595**, 577 (2003), [arXiv:astro-ph/0208139](#) [astro-ph].
- [76] K. Yamamoto, M. Nakamichi, A. Kamino, B. A. Bassett, and H. Nishioka, *PASJ* **58**, 93 (2006), [arXiv:astro-ph/0505115](#) [astro-ph].
- [77] D. Bianchi, H. Gil-Marín, R. Ruggeri, and W. J. Percival, *MNRAS* **453**, L11 (2015), [arXiv:1505.05341](#) [astro-ph.CO].
- [78] N. Hand, Y. Li, Z. Slepian, and U. Seljak, *JCAP* **2017**, 002 (2017), [arXiv:1704.02357](#) [astro-ph.CO].
- [79] D. Sorini, *JCAP* **2017**, 029 (2017), [arXiv:1612.00725](#) [astro-ph.CO].
- [80] J. R. Fergusson, D. M. Regan, and E. P. S. Shellard, *Phys. Rev. D* **86**, 063511 (2012), [arXiv:1008.1730](#) [astro-ph.CO].
- [81] J. R. Fergusson and E. P. S. Shellard, *arXiv e-prints*, [arXiv:1105.2791](#) (2011), [arXiv:1105.2791](#) [astro-ph.CO].
- [82] J. Hung, J. R. Fergusson, and E. P. S. Shellard, (2019), [arXiv:1902.01830](#) [astro-ph.CO].
- [83] C.-T. Chiang, C. Wagner, F. Schmidt, and E. Komatsu, *JCAP* **2014**, 048 (2014), [arXiv:1403.3411](#) [astro-ph.CO].
- [84] M. Schmittfull, T. Baldauf, and U. Seljak, *Phys. Rev. D* **91**, 043530 (2015), [arXiv:1411.6595](#) [astro-ph.CO].
- [85] C. A. Watkinson, S. Majumdar, J. R. Pritchard, and R. Mondal, *MNRAS* **472**, 2436 (2017), [arXiv:1705.06284](#) [astro-ph.CO].
- [86] O. H. E. Philcox and D. J. Eisenstein, *MNRAS* **492**, 1214 (2020), [arXiv:1912.01010](#) [astro-ph.CO].
- [87] M. M. Schmittfull, D. M. Regan, and E. P. S. Shellard, *Phys. Rev. D* **88**, 063512 (2013), [arXiv:1207.5678](#) [astro-ph.CO].
- [88] H. Gil-Marín, J. Noreña, L. Verde, W. J. Percival, C. Wagner, M. Manera, and D. P. Schneider, *MNRAS* **451**, 539 (2015), [arXiv:1407.5668](#) [astro-ph.CO].
- [89] J. Byun, A. Oddo, C. Porciani, and E. Sefusatti, *JCAP* **2021**, 105 (2021), [arXiv:2010.09579](#) [astro-ph.CO].
- [90] D. Regan, *JCAP* **2017**, 020 (2017), [arXiv:1708.05303](#) [astro-ph.CO].
- [91] N. S. Sugiyama, S. Saito, F. Beutler, and H.-J. Seo, *MNRAS* **484**, 364 (2019), [arXiv:1803.02132](#) [astro-ph.CO].
- [92] D. Gualdi and L. Verde, *JCAP* **2020**, 041 (2020), [arXiv:2003.12075](#) [astro-ph.CO].
- [93] D. Gualdi, H. Gil-Marín, and L. Verde, *arXiv e-prints*, [arXiv:2104.03976](#) (2021), [arXiv:2104.03976](#) [astro-ph.CO].
- [94] J. Byun and E. Krause, *Mon. Not. Roy. Astron. Soc.* **525**, 4854 (2023), [arXiv:2205.04579](#) [astro-ph.CO].
- [95] P. Gagrani and L. Samushia, *Mon. Not. Roy. Astron. Soc.* **467**, 928 (2017), [arXiv:1610.03488](#) [astro-ph.CO].
- [96] F. Rizzo, C. Moretti, K. Pardede, A. Eggemeier, A. Oddo, E. Sefusatti, C. Porciani, and P. Monaco, *JCAP* **01**, 031 (2023), [arXiv:2204.13628](#) [astro-ph.CO].
- [97] V. Yankelevich and C. Porciani, *Mon. Not. Roy. Astron. Soc.* **483**, 2078 (2019), [arXiv:1807.07076](#) [astro-ph.CO].
- [98] N. S. Sugiyama, S. Saito, F. Beutler, and H.-J. Seo, *MNRAS* **497**, 1684 (2020), [arXiv:1908.06234](#) [astro-ph.CO].
- [99] M. Tegmark, *Phys. Rev. D* **55**, 5895 (1997), [arXiv:astro-ph/9611174](#) [astro-ph].
- [100] M. Tegmark, A. N. Taylor, and A. F. Heavens, *ApJ* **480**, 22 (1997), [arXiv:astro-ph/9603021](#) [astro-ph].
- [101] J. R. Bond, A. H. Jaffe, and L. Knox, *Phys. Rev. D* **57**, 2117 (1998), [arXiv:astro-ph/9708203](#) [astro-ph].
- [102] J. Borrill, *Phys. Rev. D* **59**, 027302 (1999), [arXiv:astro-ph/9712121](#) [astro-ph].
- [103] S. P. Oh, D. N. Spergel, and G. Hinshaw, *ApJ* **510**, 551 (1999), [arXiv:astro-ph/9805339](#) [astro-ph].
- [104] J. R. Fergusson, D. M. Regan, and E. P. S. Shellard, (2010), [arXiv:1012.6039](#) [astro-ph.CO].
- [105] D. M. Regan, E. P. S. Shellard, and J. R. Fergusson, *Phys. Rev. D* **82**, 023520 (2010), [arXiv:1004.2915](#) [astro-ph.CO].
- [106] W. Sohn, J. R. Fergusson, and E. P. S. Shellard, (2023), [arXiv:2305.14646](#) [astro-ph.CO].
- [107] M. Shiraiishi, M. Liguori, and J. R. Fergusson, *JCAP* **05**, 008 (2014), [arXiv:1403.4222](#) [astro-ph.CO].
- [108] M. G. Santos, A. Heavens, A. Balbi, J. Borrill, P. G. Ferreira, S. Hanany, A. H. Jaffe, A. T. Lee, B. Rabbii, P. L. Richards, G. F. Smoot, R. Stompor, C. D. Winant, and J. H. P. Wu, *MNRAS* **341**, 623 (2003), [arXiv:astro-ph/0211123](#) [astro-ph].
- [109] G. Efstathiou, *MNRAS* **349**, 603 (2004), [arXiv:astro-ph/0307515](#) [astro-ph].
- [110] H. Gil-Marín, W. J. Percival, L. Verde, J. R. Brownstein, C.-H. Chuang, F.-S. Kitaura, S. A. Rodríguez-Torres, and M. D. Olmstead, *MNRAS* **465**, 1757 (2017), [arXiv:1606.00439](#) [astro-ph.CO].
- [111] K. Pardede, F. Rizzo, M. Biagetti, E. Castorina, E. Sefusatti, and P. Monaco, *JCAP* **10**, 066 (2022), [arXiv:2203.04174](#) [astro-ph.CO].
- [112] D. Alonso, J. Sanchez, and A. Slosar (LSST Dark Energy Science), *Mon. Not. Roy. Astron. Soc.* **484**, 4127 (2019), [arXiv:1809.09603](#) [astro-ph.CO].
- [113] B. Bahr-Kalus, W. J. Percival, D. J. Bacon, E. M. Mueller, L. Samushia, L. Verde, A. J. Ross, and J. L. Bernal, *Mon. Not. Roy. Astron. Soc.* **482**, 453 (2019), [arXiv:1806.02789](#) [astro-ph.CO].
- [114] O. H. E. Philcox, *Phys. Rev. D* **103**, 103504 (2021), [arXiv:2012.09389](#) [astro-ph.CO].
- [115] O. H. E. Philcox, *Phys. Rev. D* **104**, 123529 (2021), [arXiv:2107.06287](#) [astro-ph.CO].
- [116] E. Sellentin, A. H. Jaffe, and A. F. Heavens, *arXiv e-prints*, [arXiv:1709.03452](#) (2017), [arXiv:1709.03452](#) [astro-ph.CO].
- [117] Y. P. Jing, *ApJ* **620**, 559 (2005), [arXiv:astro-ph/0409240](#) [astro-ph].
- [118] J. R. Fergusson and E. P. S. Shellard, (2011), [arXiv:1105.2791](#) [astro-ph.CO].
- [119] M. Münchmeyer and K. M. Smith, (2019), [arXiv:1905.05846](#) [astro-ph.CO].
- [120] E. Castorina and M. White, *MNRAS* **476**, 4403 (2018), [arXiv:1709.09730](#) [astro-ph.CO].
- [121] O. H. E. Philcox and Z. Slepian, *Phys. Rev. D* **103**, 123509 (2021), [arXiv:2102.08384](#) [astro-ph.CO].

- [122] E. Castorina and M. White, *Mon. Not. Roy. Astron. Soc.* **479**, 741 (2018), arXiv:1803.08185 [astro-ph.CO].
- [123] E. Castorina and M. White, *Mon. Not. Roy. Astron. Soc.* **499**, 893 (2020), arXiv:1911.08353 [astro-ph.CO].
- [124] F. Beutler and P. McDonald, *JCAP* **11**, 031 (2021), arXiv:2106.06324 [astro-ph.CO].
- [125] A. Girard, *Numerische Mathematik* **56**, 1 (1989).
- [126] M. Hutchinson, *Communications in Statistics - Simulation and Computation* **19**, 433 (1990), <https://doi.org/10.1080/03610919008812866>.
- [127] R. A. Meyer, C. Musco, C. Musco, and D. P. Woodruff, “Hutch++: Optimal stochastic trace estimation,” (2021), arXiv:2010.09649 [cs.DS].
- [128] E. N. Epperly, J. A. Tropp, and R. J. Webber, *SIAM Journal on Matrix Analysis and Applications* **45**, 1–23 (2024).
- [129] R. Scoccimarro, *Phys. Rev. D* **92**, 083532 (2015), arXiv:1506.02729 [astro-ph.CO].
- [130] N. Hand, Y. Feng, F. Beutler, Y. Li, C. Modi, U. Seljak, and Z. Slepian, *AJ* **156**, 160 (2018), arXiv:1712.05834 [astro-ph.IM].
- [131] K. Garcia and Z. Slepian, *Mon. Not. Roy. Astron. Soc.* **515**, 1199 (2022), arXiv:2011.03503 [astro-ph.CO].
- [132] M. Shiraishi, N. S. Sugiyama, and T. Okumura, *Phys. Rev. D* **95**, 063508 (2017), arXiv:1612.02645 [astro-ph.CO].
- [133] V. Desjacques, D. Jeong, and F. Schmidt, *Phys. Rept.* **733**, 1 (2018), arXiv:1611.09787 [astro-ph.CO].
- [134] S. Foreman, W. Coulton, F. Villaescusa-Navarro, and A. Barreira, *Mon. Not. Roy. Astron. Soc.* **498**, 2887 (2020), arXiv:1910.03597 [astro-ph.CO].
- [135] O. H. E. Philcox, “PolyBin: Binned polyspectrum estimation on the full sky,” Astrophysics Source Code Library, record ascl:2307.020 (2023), ascl:2307.020.
- [136] M. Frigo, *SIGPLAN Not.* **34**, 169–180 (1999).
- [137] S. Alam, F. D. Albareti, C. Allende Prieto, F. Anders, S. F. Anderson, T. Anderton, B. H. Andrews, E. Armengaud, É. Aubourg, S. Bailey, *et al.*, *ApJS* **219**, 12 (2015), arXiv:1501.00963 [astro-ph.IM].