

CODECLOAK: A METHOD FOR MITIGATING CODE LEAKAGE BY LLM CODE ASSISTANTS

Amit Finkman Noah*, Avishag Shapira*, Eden Bar Kochva*, Inbar Maimon, Dudu Mimran, Yuval Elovici, Asaf Shabtai

Department of Software and Information Systems Engineering
Ben-Gurion University of The Negev

ABSTRACT

LLM-based code assistants are becoming increasingly popular among developers. These tools help developers improve their coding efficiency and reduce errors by providing real-time suggestions based on the developer’s codebase. While beneficial, the use of these tools can inadvertently expose the developer’s proprietary code to the code assistant service provider during the development process. In this work, we propose a method to mitigate the risk of code leakage when using LLM-based code assistants. CodeCloak is a novel deep reinforcement learning agent that manipulates the prompts before sending them to the code assistant service. CodeCloak aims to achieve the following two contradictory goals: (i) minimizing code leakage, while (ii) preserving relevant and useful suggestions for the developer. Our evaluation, employing StarCoder and Code Llama, LLM-based code assistants models, demonstrates CodeCloak’s effectiveness on a diverse set of code repositories of varying sizes, as well as its transferability across different models. We also designed a method for reconstructing the developer’s original codebase from code segments sent to the code assistant service (i.e., prompts) during the development process, to thoroughly analyze code leakage risks and evaluate the effectiveness of CodeCloak under practical development scenarios.

1 INTRODUCTION

LLM-Based Code Assistants. The use of large language models (LLMs) for code generation is growing and becoming increasingly useful to the global community Vaithilingam et al. (2022). The efficiency of these models has been demonstrated in a number of studies Chang et al. (2023). Code assistance tools, like Code Llama,¹ GitHub Copilot,² and StarCoder,³ leverage advanced LLMs to provide real-time suggestions, improving developers’ coding efficiency and reducing errors. The flow of interaction with a code assistant during the coding process takes place as follows: First, the developer writes code or describes the desired functionality in code or free text, within an integrated development environment (IDE). The code assistant client, which is often a plugin integrated in the IDE, actively monitors the code being developed. It gathers relevant contextual information, including the developer’s recent interactions in the IDE and segments of code that may be relevant from other code sections and files in order to generate code suggestions. Then, based on the data gathered, the code assistant client generates a prompt that contains relevant information for generating useful suggestions and sends it to the code assistant service (also referred to as the model). The code assistant service uses an LLM to generate suggestions about how the code can be completed and sends them back to the code assistant client. Finally, these suggestions are presented to the developer via the IDE interface. The developer can integrate suitable suggestions in the code.

Privacy and Security Risks. While LLMs have become invaluable in various tasks, their integration and use may inadvertently introduce security risks and expose sensitive data. In the context of code assistants, the use of LLMs may introduce new vulnerabilities to the developed code Pearce et al. (2022) or unintentionally expose sensitive data (i.e., proprietary code). Previous studies have addressed three main security and privacy concerns: (1) the risk of inferring whether specific code was used to train an LLM model, known as a membership inference attack Carlini et al. (2021); Sun

¹<https://ai.meta.com/blog/code-llama-large-language-model-coding/>

²<https://github.com/features/copilot>

³<https://huggingface.co/bigcode/starcoder>

et al. (2022); Niu et al. (2023); (2) the challenge of preventing proprietary code from being recommended by an LLM-based code assistant, particularly when the model has been trained on similar code, such as code from an open-source repository, by employing code manipulation strategies before the code is released Ji et al. (2022); and (3) exploration of whether an LLM code assistant can be poisoned during its training phase, leading to the presentation of intentional suggestions of vulnerable code to developers, thereby introducing vulnerabilities into the developed software Perry et al. (2022); Khoury et al. (2023); Inan et al. (2021). However, while these security and privacy concerns have received research and media attention⁴, to the best of our knowledge, the risk and potential extent of private code leakage via prompts transmitted to a third-party code assistant service, along with strategies to mitigate this risk, have not been investigated. We regard this as a significant risk given that the entire codebase of an organization’s proprietary software could potentially be leaked to an untrusted third-party service provider or an adversary capable of intercepting communication between developers and code assistant services. One approach for addressing the privacy code leakage concern is to use a local code assistant LLM, which is possible due to the proliferation of open-source models. The use of local models prevents sending prompts outside the network. However, commercial remote alternatives offer advantages in terms of model freshness, maintenance, performance, ease of use, and integration with well-designed plugins for IDEs. The convenience of these commercial services continues to attract developers, despite the privacy concerns associated with remote services.



Figure 1: An example of CodeCloak’s performance. On the left, we present an original prompt and the code suggested by StarCoder. On the right, we present the manipulated prompts obtained by applying CodeCloak and the code suggested by StarCoder for the manipulated prompt.

Goal. There is a lack of comprehensive methods that effectively mitigate code exposure. In this research, we address this gap by proposing CodeCloak, a novel deep reinforcement learning (DRL) agent that manipulates code prompts before they are sent to the code assistant service. Such manipulations may include function removal, renaming variable or function names, or replacing code with textual summarization. CodeCloak aims to achieve two contradictory goals simultaneously: (i) minimizing code leakage and exposure of the developer’s proprietary code (by introducing manipulations to the prompts), while (ii) preserving relevant and useful suggestions provided by the code assistant to the developer. As an example, in Figure 1 we present an original prompt (left) and a manipulated prompt generated by CodeCloak (right), both provided as input to the StarCoder code suggestion model. At the bottom, the code suggestions provided by StarCoder for the original prompt and manipulated prompt are presented (outlined in white). As can be seen, while the manipulated prompt is significantly different from the original one, the response in both cases (suggested code) is similar. We also introduce a technique for reconstructing the developer’s original code from prompts sent from the IDE to the code assistant service during the development process. This reconstruction technique enables the assessment and evaluation of code leakage when using LLM-based code assistants. We evaluated our method on various LLM-based code assistants, including Code Llama and StarCoder, using a unique process simulating real coding environments. In our eval-

⁴<https://www.forbes.com/sites/siladityaray/2023/05/02/samsung-bans-chatgpt-and-other-chatbots-for-employees-after-sensitive-code-leak/?sh=581383d16078>

uation, our mitigation method, CodeCloak, was shown to successfully reduce code leakage to an average of 40% while maintaining an average of 70% similarity in terms of the CodeBLEU metric, between the suggestions obtained for the manipulated prompts and those for the original prompts.

Contributions. The contributions of our work can be summarized as follows: (1) To the best of our knowledge, we are the first to explore the risk of code leakage via the prompts and propose a mitigation. (2) We present CodeCloak, a novel method based on a DRL agent, which is aimed at both reducing code leakage and preserving useful suggestions. The DRL agent can be installed as a local agent. CodeCloak is generic and transferable and thus, can be applied to any LLM code assistant. This approach can also be extended to LLMs in other domains. (3) We present a method for reconstructing codebase from code segments; in our usecase, we utilize prompts sent from the IDE to the code assistant model. We utilize the proposed method in order to evaluate the amount and quality of the potential code leakage. and (4) We provide to the research community a unique dataset containing authentic requests (prompts) and responses (suggestions) generated by simulating the code development process and interactions with code assistant service. This dataset captures the prompts sent to the code assistant services along with the corresponding suggestions received, enabling evaluation of code leakage and mitigation techniques.

2 RELATED WORK

In this section, we provide a review of related work relevant to our study, including work on: privacy and security risks inherent in LLM code assistants, and prompt editing.

Privacy and Security Risks. As the adoption of code assistant tools has increased, inherent security and privacy risks have emerged Sandoval et al. (2023); Pearce et al. (2022).

Pearce et al. (2022) investigated the security implications of GitHub Copilot’s code contributions by designing scenarios that crafted prompts sent to Copilot results in vulnerable code being suggested. Incorporating suggestions from code assistants can intentionally or unintentionally introduce vulnerabilities or malicious content into the developer’s software. Inan et al. (2021) demonstrated how improper use of these tools can perpetuate existing security flaws in their training data. Khoury et al. (2023) evaluated 21 programs in various programming languages, focusing on their vulnerability to common security flaws. There are also concerns regarding inference attacks, when code repositories are used to train LLMs. The risk of inferring whether specific code was used to train the LLM model, also known as a membership inference attack (MIA), was discussed in Carlini et al. (2021); Sun et al. (2022); Niu et al. (2023); Lukas et al. (2023). For example, Lukas et al. (2023) proposed a novel MIA methodology and evaluated it on multiple code generation LLMs. They designed specific prompts to induce personally identifiable information (PII) leakage in programming languages and established a practical, automated pipeline for verifying such leaks. To mitigate the privacy risks associated with unauthorized learning and code leakage, several studies have proposed different strategies to protect sensitive information from LLM-based code assistants. Ji et al. (2022) addressed the challenge of protecting proprietary code against unauthorized learning by LLM-based code assistants, particularly when these models are trained on open-source repositories. They proposed a method that involves applying lightweight, semantics-preserving transformations to the code before it is open-sourced. This strategy effectively obstructs models trained on the modified code, safeguarding the code from unauthorized learning while preserving its readability and functionality. Lin et al. (2024) suggested a method defense that converts sensitive information in the original LLM input prompt into an encrypted format that, while indecipherable to human interpretation, retains its informativeness for the LLM to process. Pape et al. (2024) introduced prompt obfuscation to prevent the extraction of the system prompt using Greedy Coordinate Gradient. While Those researches focused on mitigating leakage for general LLMs, we focus on code LLMs. Patil et al. (2023) presented a model level defense, which deletes sensitive information from the LLM model weights directly, assuming access to the model parameters, while we assume black-box access to the LLM. While the studies above focused on assessing the security and potential vulnerabilities of code suggested by the code assistant, or developing methods for protecting proprietary code, we focus on the risks of code leakage via prompts when using code assistance models.

Prompt Editing. On the rise of pretrained generative language models, the domain of prompt engineering for these LLMs has rapidly gained traction. Consequently, there is a growing focus among researchers on prompt editing to refine and optimize input prompts to enhance model output quality and alignment with user intentions Wang et al. (2023); Hertz et al. (2022). Several studies have explored prompt editing techniques using RL. For example, Zhang et al. (2022) presented TEMPERA,

an RL method for dynamically editing prompts to enhance LLM performance on NLP tasks (such as sentiment analysis and topic classification). Kong et al. (2024) introduced PReWrite, an automated prompt engineering method using RL for prompt optimization. Our study introduces a data level defense that combines RL methods along with prompt editing, in order to mitigate the code leakage during the code writing (development) process. Whereas previous studies mainly focused on general LLMs in different phases of model deployment, our defense specifically aims at code assistant provider. Our methodology can be integrated into diverse LLM code assistant models, without access to the model itself or its parameters.

3 CODECLOAK: CODE LEAKAGE MITIGATION METHOD

3.1 PROBLEM DEFINITION

As mentioned in Section 1, to receive relevant suggestions, code assistant services rely on developers to provide the code they are currently working on. Let P be the sequence of prompts sent from the developer’s IDE to the code assistant service during the development process. Correspondingly, let S be the sequence of suggestions received from the code assistant service for the prompts P . Our goal is to achieve two seemingly contradictory objectives simultaneously: (i) minimize the exposure and leakage of the developer’s proprietary code by changing and manipulating the prompts P before sending them to the code assistant service, and (ii) preserve the relevance and usefulness of the suggestions the developer receives for the manipulated prompts, by ensuring that they are as similar as possible to S . In the context of code assistants, we observe that the prompts provided to the code assistant often contain excessive information that may not be essential for generating meaningful and relevant code suggestions. This observation serves as the basis of our proposed method. To leverage this insight, we introduce a trained Deep Learning Learning (DRL) model, which is tasked with identifying information that is not essential or has a negligible effect on the suggestions’ quality for a given prompt, and manipulate the prompt accordingly. By selectively modifying and manipulating the prompt, our DRL model aims to minimize the exposure of sensitive or proprietary code while preserving the ability of the code assistant to provide useful and relevant suggestions. Background regarding Deep Learning Learning can be found in the Appendix B

3.2 CODECLOAK DESCRIPTION

We propose CodeCloak, a novel DRL agent that manipulates prompts P before sending them to the code assistant service. As illustrated in Figure 2, CodeCloak is placed between the IDE and the code assistant service, intercepting and modifying the prompts to reduce code exposure while preserving the relevance of the assistant’s suggestions. It can run locally on the developer’s machine or in the organization’s gateway. The prompt manipulation process is modeled as a Markov decision process (MDP), where the agent learns to select the optimal actions (the manipulations) in order to maximize a reward that aims to *minimize code leakage* and *maintain suggestion relevance*. The key components of the DRL agent are described in the subsections below:

3.2.1 STATES

To enable the agent to effectively choose the appropriate manipulation, we provide it with detailed information about the prompt it is currently processing. In each iteration, the agent determines which manipulation to apply by analyzing the state that captures this information. We incorporate the following key elements into the state representation:

Prompt Embedding. The primary element is the prompt that is being manipulated. Since prompts are textual data, we need to represent them in a way that captures their semantic meaning and context. To achieve this, we feed the prompt to a pretrained code encoder model and use the last hidden state as an embedding representation of the prompt. This embedding technique allows the agent to capture the prompt’s semantic information, which is essential for making informed decisions. In some cases, the prompt’s length might exceed the encoder’s maximum token limit. To address this, we split the prompt into segments. Each segment is passed through the encoder to obtain its embedding representation and is represented in a separate state. In other words, each prompt segment is manipulated individually.

Relative Location. In the state, we include a fragment that represents the segment’s relative location within the full prompt. This positional information is important for the agent, enabling it to better understand the order and placement of the code segments within the full prompt.

Cursor Position. The prompt sent to the code assistant includes the developer’s cursor location, helping the code assistant understand where in the code the developer is currently focusing on. In the state, we also include the relative locations of the developer’s cursor position (divided into two fragments: one indicates the cursor’s relative line location, and the second indicates the relative location in the line). Including the cursor position in the state representation is important, since it provides contextual information about the part of the code the developer is currently working on and allows the agent to understand what areas of the code it should focus on to apply the manipulations (for example, changing code that is “close” to the cursor might affect the code assistant’s suggestions more than manipulations in other areas).

The agent processes these states sequentially, applying manipulations in a loop over the segments. This segmentation strategy allows the agent to navigate and refine extensive prompts effectively, ensuring comprehensive coverage and strategic manipulations. More formally, let p_t be a prompt after t manipulations, which is divided into n segments: $p_{t,0}, \dots, p_{t,n-1}$. We calculate the state representation for the p_t (σ_t) as follows: $i = t \bmod n$ is the location of the current segment to be manipulated at time t . Given $p_{t,i}$, the segment in the i th location at time t , the state embedding is: $\sigma_{p_{t,i}}^{emb} = \mathcal{L}(p_{t,i})$, where $\mathcal{L}(\cdot)$ is the pretrained encoder producing the embedding. We represent the segment’s relative location as $\sigma_{p_{t,i}}^{loc}$ and the cursor relative position for p_t as σ_t^{cur} . The complete state representation σ_t is the concatenation:

$$\sigma_t = [\sigma_{p_{t,i}}^{emb}, \sigma_{p_{t,i}}^{loc}, \sigma_t^{cur}] \quad (1)$$

Observation Normalization. Given that we used the last hidden states of pretrained LLM as observation representation, there might be slight differences across various samples. In order to deal with this, we keep a running calculation of the mean and standard deviation for these observations and normalize them prior to inputting them into the policy and value networks. Such normalization is a standard practice in RL, and we observed that it enhances the efficacy of our approach.

3.2.2 ACTIONS

We defined a set of manipulations (referred to as \mathcal{A}) designed to provide our agent with the flexibility to effectively manipulate the prompts, by, for example, deleting or inserting lines, deleting and summarizing functions, and more. In each step, our agent can apply a manipulation on the prompt or decide to stop the prompt manipulation process and send it to the code assistant service without further changes. The full list of the agent’s possible actions can be found in Appendix C.

3.2.3 REWARDS

The reward function r_t is designed to capture the trade-off between minimizing code leakage and preserving suggestion relevance. During training, the agent interacts with the code assistant service, sending manipulated prompts and receiving suggestions. This allows computation of the reward r_t based on the similarity between the original and manipulated suggestions, guiding the agent towards an optimal prompt manipulation policy. Note that the reward considers the similarity of a full prompt and the corresponding suggestion received for the prompt. The reward function for training CodeCloak is based on the CodeBLEU metric Ren et al. (2020), which effectively captures the syntactic, structural, and semantic similarities between code segments. CodeBLEU extends the traditional BLEU Papineni et al. (2002) metric by incorporating domain-specific features of code, making it particularly suited for evaluating code generation and manipulation tasks.

Let p_t and p'_t denote the original and manipulated prompts at timestep t , respectively. Let s_t and s'_t denote the suggestions generated by the code assistant model for p_t and p'_t . The total reward score is defined as:

$$RScore(p_t, p'_t, s_t, s'_t) = \lambda_1 \cdot CodeBLEU(s_t, s'_t) - \lambda_2 \cdot CodeBLEU(p_t, p'_t) \quad (2)$$

where $\lambda_1 > 0$ and $\lambda_2 > 0$ are hyperparameters for the trade-off between the prompts’ and the suggestions’ similarity. We chose to use complementary values to balance the two components; therefore $\lambda_2 = 1 - \lambda_1$.

Naturally, the $RScore$ awards a positive reward when the similarity between the original and manipulated suggestions exceeds that of the prompts. Conversely, it awards a negative reward when the similarity between the suggestions is smaller than the similarity between the prompts. The goal is to optimize the $RScore$ for the final manipulated prompt.

In traditional RL, the objective is to optimize the accumulated reward over the entire MDP. However, in our prompt manipulation scenario, we are primarily interested in the performance of the final manipulated prompt. Therefore, instead of using the $RScore$ directly, we propose using the difference in the $RScore$ between successive manipulations as the immediate reward:

$$R_t = RScore(p_t, p_{t'}, s_t, s_{t'}) - RScore(p_{t-1}, p_{t-1}', s_{t-1}, s_{t-1}') \quad (3)$$

Finally, to better reward high performance, we apply a scaling mechanism that uses multipliers based on predefined similarity ranges, boosting the total reward proportionally for more accurate results.

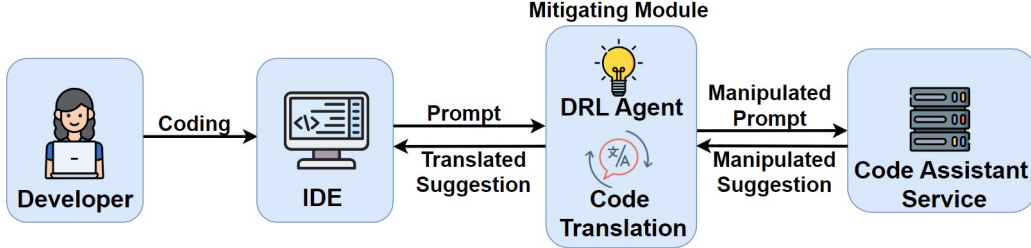


Figure 2: CodeCloak interactions.

Reward Normalization. To maintain consistency in the reward range, we apply an exponential moving average. We observed that this enhances the efficacy of our approach.

3.2.4 PROMPT MANIPULATION PROCESS

Given an initial prompt p , the agent starts in the state representation σ_0 as described above. In each timestep t , the agent selects an action a_t from the set of possible manipulations \mathcal{A} , such as deleting or inserting lines, renaming variables or functions, or modifying functions. After applying the action a_t to the prompt p_t , the agent transitions to a new state σ_{t+1} representing the manipulated prompt p_{t+1} . Note that in each step, the agent manipulates one segment of the total prompt. However, a manipulation applied to one segment might influence other segments. For example, if a variable name is changed in one segment, the agent will replace that variable name in all other segments where that variable instance appears.

During the training process, The DRL agent interact with the code assistant model and receive the code suggestions by sending the manipulated prompts to the code assistant model. This allows the agent to measure the similarity between the suggestions received for the original and manipulated prompts, and calculate the reward required by the learning algorithm to train the DRL agent. The output of this phase is a trained DRL agent capable of effectively manipulating code prompts sent to an LLM-based code assistant in a manner in which the privacy of the code owner and the effectiveness/relevance of the code assistant’s suggestions are preserved. Note that the training of the DRL agent is performed according to a policy which defines the preferred balance between preserving privacy (preventing the leakage of sensitive code) and preserving the relevance of suggestions made by the code assistant.

3.3 CODECLOAK TRAINING PHASE

In order to produce an efficient agent, capable of manipulating the prompts in an optimal manner, a DRL algorithm is used to train the agent (see Figure 2). The input to the DRL agent is a dataset of prompts from various projects, all generated by the code assistant client. During its training, the agent processes the prompts and iteratively selects an action to apply on the prompt until the ‘stop manipulation’ action is selected; eventually, this will enable the trained DRL agent to successfully manipulate unseen or complex prompts during the inference phase. To assess the effectiveness of the DRL agent’s manipulations during the training process, the agent interacts with the code assistant model and receives the code suggestions by sending the manipulated prompts to the code assistant model. This allows the agent to measure the similarity between the suggestions received for the original and manipulated prompts, and calculate the *Reward* required by the learning algorithm to train the DRL agent. The output of this phase is a trained DRL agent capable of effectively manipulating code prompts sent to an LLM-based code assistant in a manner in which the privacy of the code owner and the effectiveness/relevance of the code assistant’s suggestions are preserved.

Note that the training of the DRL agent is performed according to a policy; this policy defines the preferred balance between preserving privacy (preventing the leakage of sensitive code) and preserving the original code suggestions made by the code assistant.

3.4 CODECLOAK’S INFERENCE PHASE

Following the training phase, the Mitigating component, which includes the DRL agent, is placed between the IDE and the code assistant service (see Figure 2). During coding, each prompt sent from the developer’s IDE to the code assistant service is processed by the DRL agent before it is sent. The agent manipulates the prompt, minimizing the leakage while preserving the suggestion’s relevance, and sends the manipulated prompts to the code assistant service. In some cases, an additional component called the Code Translation component, which is part of the Mitigating module, is applied to the returning suggestions of the code assistant service before it is sent back to the developer’s IDE; for example, in cases in which the DRL agent changes the names of functions/variables in the prompts before sending them to the code assistant service, the Code Translation component maps the names of the functions/variables to the original ones so they will be aligned with the developer’s code. The complete process of the CodeCloak agent for a given prompt in the inference stage is outlined in Algorithm 1.

Algorithm 1 CodeCloak Inference Stage.

Input: original prompt p , CodeCloak policy $\pi_{\text{CodeCloak}}$
Output: CodeCloak’s suggestion s'

$p_0 \leftarrow p$
 Divide prompt p_0 into n segments $p_{0,0}, \dots, p_{0,n-1}$
 $t \leftarrow 0$
while True **do**
 $i \leftarrow t \bmod n$
 $\sigma_t \leftarrow$ state representation for $p_{t,i}$
 $a_t \leftarrow \pi_{\text{CodeCloak}}(\sigma_t)$
 if $a_t = \text{“StopManipulations”}$ **then**
 break
 else
 $p_{t+1,i} \leftarrow$ apply a_t on $p_{t,i}$
 $t \leftarrow t + 1$
 $s' \leftarrow$ CodeAssistant suggestion for $p_t = p_{t,0}, \dots, p_{t,n-1}$
 $s' \leftarrow$ apply CodeTranslation on s'
return s'

In our research, we used recurrent proximal policy optimization (recurrent PPO) Schulman et al. (2017) as our RL model. We chose to use this model due to its effectiveness in handling sequential data and managing temporal dependencies, which align well with our innovative segmentation strategy for state representation. Recurrent PPO facilitates our objective to manipulate prompts efficiently while aiming to preserve the desired quality of the suggestions. Its capacity to maintain the context across segmented inputs enhances our model’s ability to learn and adapt, providing a solid foundation for our prompt manipulation tasks.

4 EVALUATION

4.1 DEVELOPER CODING SIMULATOR

We developed a Python-based simulator designed to mimic the realistic behavior of developers during the coding process. The simulator incorporates features such as introducing coding errors at random intervals, correcting those errors after writing additional lines of code, simulating pauses in typing, going back and forth in the file, and maintaining a developers’ average typing speed rate. This simulator was used to generate datasets to train and evaluate CodeCloak. It operates within an IDE configured with code assistant plugins, allowing us to capture the prompts sent from the IDE to the code assistant servers and the corresponding suggestions received. The prompts and suggestions captured during these simulated coding sessions formed the datasets used to evaluate our mitigation method across different code assistants, including StarCoder and Code Llama models.

4.2 EVALUATION SETUP

Models. In our experiments, we used local versions of the following LLM-based code assistant models: StarCoder Li et al. (2023) and Code Llama-13B Roziere et al. (2023). Due to GitHub Copilot’s policy prohibiting automated processes that manipulate and analyze the model’s behavior, we were unable to use CodeCloak to manipulate prompts sent to Copilot. Therefore, we trained CodeCloak using StarCoder and evaluated it using the StarCoder and Code Llama models.

Datasets. To train and evaluate CodeCloak, we created a dataset by randomly sampling repositories in the Python language from the CodeSearchNet Husain et al. (2019) dataset. For each repository, we simulated a coding process by navigating to random locations in the repository, copying a random number of code lines to the IDE, and using our *Developer Coding Simulator*, simulating typing from this point for a short period of time (between 20-90 seconds), capturing the generated prompts. This process yielded a dataset of around 30K diverse prompts of various sizes from around 500 repositories, allowing CodeCloak to learn how to manipulate prompts effectively. To assess the effectiveness of CodeCloak, we used prompts containing more than four functions, since they contain a substantial amount of code that can be leaked and allow the agent to apply manipulations.

CodeCloak Details. To train the DRL agent, we used the Recurrent PPO algorithm from the Stable Baselines3 Contrib library Raffin et al. (2021). The state embedding was obtained by using the last hidden state of the StarEncoder⁵ model. The maximum token limit for input prompts was set at 1,600 tokens. To accommodate prompts that exceed the StarEncoder model’s maximum token limit, we divided each prompt into two segments. The output response length was set at 20 tokens. In addition, unless otherwise specified, the hyperparameters λ_1 and λ_2 were both set at 0.5, giving equal importance to both of CodeCloak’s objectives.

4.3 EVALUATION METRICS

CodeBLEU. The CodeBLEU Ren et al. (2020) score extends the BLEUPapineni et al. (2002) metric by incorporating additional structural and semantic aspects that are unique to programming languages. In addition to n-gram overlap (which is calculated in the BLEU metric), CodeBLEU evaluates the abstract syntax tree (AST) structure and data flow between the reference and generated code, offering a more comprehensive assessment of code similarity. It captures both syntactic accuracy and functional equivalence, making it more effective for evaluating code generation tasks. The score ranges from 0% to 100%, where a higher score reflects greater similarity in terms of both code structure and functionality. To evaluate CodeCloak using CodeBLEU, we set the weights of CodeBLEU components as proposed in the original paper Ren et al. (2020) to be the most suitable for measuring similarity in code refinement tasks, capturing the preservation of the code’s semantic meaning and functional behavior: $\alpha, \beta, \gamma, \delta = 0.1, 0.4, 0.1, 0.4$.

LLM as a Judge. LLMs have been found to be effective evaluators for a wide range of tasks, aligning well with human preferences Zheng et al. (2023). In particular, Zheng et al. reported that GPT-4 achieves over 80% agreement with human judgments, establishing it as a reliable tool for evaluation. Building on this, recent studies have explored the use of LLMs, specifically ChatGPT, in various code-related applications, showcasing its potential for code analysis. For instance, methods using ChatGPT for automatic code documentation Khan & Uddin (2022), code summarization and refinement Guo et al. (2024); Sun et al. (2023) tasks have demonstrated its ability to understand code semantics. ChatGPT’s successful use in static code analysis and application security testing Bakhshandeh et al. (2023); Sadik et al. (2023), highlight its code “understanding” capabilities. Leveraging ChatGPT’s strengths in code-related tasks, we used ChatGPT 4 (1106-preview version) to measure the similarity between code segments and assess CodeCloak’s manipulation effectiveness through two metrics; for each metric we created a dedicated prompt: *PrivacyGPT* measures the percentage of the original code that was successfully protected from leakage, ranging from 0% (fully leaked) to 100% (no leakage), based on the comparison between the original code segment and the version obtained by an adversary. A higher score indicates that a larger portion of the original code was effectively prevented from being exposed. *SugSimGPT* - Given the original prompt and two code suggestions (the original suggestion and the one received for the manipulated prompt), ChatGPT provides a similarity score between 0% and 100%. A higher score indicates greater similarity between the suggestions. For each prompt, we instructed ChatGPT to consider different factors such as functional similarity, visual similarity, and the intended purpose or code meaning.

⁵<https://huggingface.co/bigcode/starencoder>

Table 1: Performance comparison of the random and CodeCloak approaches

	CodeBLEU		ChatGPT Metrics	
	Prompts ↓	Suggestions ↑	PrivacyGPT ↑	SugSimGPT ↑
Random	35%	49.2%	62.4%	46.2%
CodeCloak	36.4%	72.3%	58.2%	80.2%

Table 2: CodeCloak’s performance with different lambda parameters

	CodeBLEU		ChatGPT Metrics	
	Prompts ↓	Suggestions ↑	PrivacyGPT ↑	SugSimGPT ↑
$\lambda_1, \lambda_2 = 0.5, 0.5$	36.4%	72.3%	58.2%	80.2%
$\lambda_1, \lambda_2 = 0.3, 0.7$	68%	82.5%	24.9%	90.7%

4.4 CODECLOAK’S RESULTS

Our Agent’s Effectiveness. We compared the results of our agent with those of a baseline model, where for each prompt, manipulations were selected randomly, with actions ranging up to the maximum possible number of manipulations to apply on a prompt. The results in Table 1 demonstrate CodeCloak’s effectiveness in balancing code leakage mitigation and preserving suggestion relevance. For the CodeBLEU metric on suggestions, CodeCloak achieved a significantly higher score of 72.3%, compared to 49.2% for the baseline, demonstrating its superior ability to maintain suggestion quality. Additionally, CodeCloak excelled with an 80.2% score for the *SugSimGPT* metric, outperforming the baseline’s score of 46.2%, which further indicates the high relevance of the suggestions generated after prompt manipulations. While the baseline model performed slightly better in terms of code leakage, this improvement came at the expense of suggestion quality, where CodeCloak clearly excels. This reinforces the effectiveness of CodeCloak’s approach, which balances leakage mitigation and suggestion relevance. An analysis of the actions taken by CodeCloak reveals that it tends to apply more aggressive manipulations, such as ‘Delete Functions’ Body’ during the initial steps of the process. This indicates that the agent prioritizes reducing leakage by focusing on significant modifications early on. As the process progresses, the agent transitions to more refined actions, such as ‘Change Variables Names’, which fine-tune the suggestions while preserving relevance. A heatmap illustrating the action selection distribution can be found in Appendix F.

Prioritizing Suggestions. We trained another model that prioritizes the objective of preserving the suggestions’ relevance over mitigating the leakage. Specifically, we set $\lambda_1 = 0.3$ and $\lambda_2 = 0.7$. The

Table 3: CodeCloak’s performance of in a cross-LLM transferability setup

	CodeBLEU		ChatGPT Metrics	
	Prompts ↓	Suggestions ↑	PrivacyGPT ↑	SugSimGPT ↑
StartCoder	36.4%	72.3%	58.2%	80.2%
CodeLlama 13B	36.2%	73.8%	58.2%	78.3%

results presented in Table 2 demonstrate how CodeCloak can be adjusted for different component weights, depending on the developer’s needs.

Transferability, As can be seen in the transferability results presented in Table 3, CodeCloak demonstrates full transferability between StartCoder and Code Llama (i.e., training the DRL agent on StartCoder and using the trained agent on Code Llama), which emphasizes its robustness and usefulness.

4.5 EVALUATING THE USEFULNESS OF CODECLOAK’S SUGGESTIONS USING HUMAN JUDGMENT

To further emphasize the relevance of the suggestions provided by CodeCloak, we conducted a user study involving human judgment. We created two separate questionnaires, each containing 20

prompts, along with two corresponding suggestions for each prompt. In Questionnaire 1, participants were shown code suggestions from StarCoder for both the original prompt and the prompt manipulated by CodeCloak. Questionnaire 2 followed the same format, but instead of presenting the suggestions that were generated by CodeCloak, we present the suggestion created by baseline model (see 4.4). Participants were tasked with evaluating the relevance of the suggestions without knowing which was original or manipulated. For each prompt, developers were shown both suggestions side by side (in random order) and were asked to indicate which suggestion they found more relevant, using a five-point scale where one side represented preference for the first suggestion and the other for the second. After collecting their responses, we analyzed the results by mapping their ratings to a scale from -2 to 2, where -2 indicates that the suggestion for the original prompt is more relevant, 0 indicated equal relevance and 2 indicates that the suggestion for the manipulated prompt is more relevant. Then, for each prompt, we averaged the developers’ rankings to produce a final relevance score. We distributed the questionnaires to 20 experienced developers, with 10 participants evaluating each set of 20 prompts. The prompts used in this evaluation were randomly selected from the test set of the evaluation dataset. The results from the questionnaires closely align with the previous metrics, reinforcing CodeCloak’s ability to preserve suggestion quality. In Questionnaire 1, 13 out of 20 prompts (65%) rated the suggestions from the manipulated prompts as equal to or better than the original ones, with a mean score of -0.24 and a standard deviation of 0.54, indicating only a slight preference for the original suggestions. In contrast, Questionnaire 2 demonstrated that only 4 out of 20 prompts (20%) rated the suggestions from the baseline manipulations as equal or better, with a significantly lower mean score of -1.02 and a standard deviation of 0.72. These results clearly show that CodeCloak produces significantly more relevant and useful suggestions than those created by the baseline model, while effectively reducing code leakage.

4.6 EVALUATING CODE LEAKAGE ON COMPLETE REPOSITORIES

Code Reconstruction. To assess CodeCloak’s effectiveness in reducing code leakage, we employed a dynamic code reconstruction method that simulates how an attacker could potentially reconstruct a developer’s complete repository from intercepted prompts during the coding process. The method includes the following stages: (1) *Prompt Interception and Monitoring*: During the developing simulated process, we capture all prompts sent from the IDE to the code assistant over time. (2) *Aggregating and Reconstructing the Codebase*: Using an LLM model with a detailed reconstruction instructions prompt, we dynamically aggregated the captured prompts to reconstruct the evolving codebase, reflecting changes and modifications made during development. This approach accounts for changes and modifications made during development. (3) *Comparative Analysis*: We compared the reconstructed code with and without CodeCloak to measure code leakage mitigation. Prompts were intercepted using BURP Suite⁶ within the PyCharm IDE. To reconstruct a codebase from the code segments, we used ChatGPT 4.0 (1106-preview version). Additional details regarding this experiment can be found in Appendix D.

Evaluating CodeCloak on Complete Repositories To evaluate CodeCloak’s real-world effectiveness, we conducted experiments on five randomly selected GitHub repositories of varying sizes, created after the formal cutoff date for ChatGPT-4 training to minimize the likelihood of overlap with its training data. Each repository contained 3-4 files, ranging from 30 to 900 lines (see Appendix E). For each repository, we simulated the coding process twice: once without CodeCloak and once with it. Due to the sequential nature of prompts during development, we applied a preprocessing step to ensure consistent manipulations across the codebase. Without CodeCloak, the reconstructed repositories achieved an average CodeBLEU score of 79.1%, indicating substantial code leakage. However, with CodeCloak applied, the average CodeBLEU score for these repositories dropped significantly to 40.1%, highlighting a notable reduction in code exposure. This preprocessing step identified previously manipulated code segments and applied the same changes to subsequent prompts. After preprocessing, CodeCloak further manipulated the prompts to minimize code leakage while maintaining the relevance and usefulness of suggestions. Finally, We then employed our *code reconstruction method* to evaluate the extent of code leakage, reconstructing the codebase using the captured prompts with and without CodeCloak. Additionally, the *SugSimGPT* metric, which leverages ChatGPT’s code analysis capabilities, produced an average similarity score of 74.3%, showing that the relevance of the suggestions remained largely intact. The CodeBLEU

⁶<https://portswigger.net/burp/documentation/desktop/tools/proxy>

Table 4: CodeCloak’s performance on complete repositories

	Avg CodeBLEU Complete Repos↓	CodeBLEU Suggestions ↑	SugSimGPT ↑
Without CodeCloak	79.1%	100%	100%
With CodeCloak	40.1%	68.4%	74.3%

score for suggestions averaged 68.4%, further confirming CodeCloak’s effectiveness in preserving the usefulness of the code assistant’s suggestions during the development process.

5 CONCLUSION

This study addressed the critical issue of code leakage risk resulting from the widespread adoption of LLM-based code assistants. We proposed CodeCloak, a novel DRL agent that manipulates prompts sent to code assistant services to mitigate this risk. CodeCloak effectively reduces code leakage while preserving the relevance and the usefulness of the code assistant’s suggestions. These contributions pave the way for more secure and privacy-preserving use of LLM-based code assistants. By offering a practical solution for mitigating leakage during the development process, CodeCloak facilitates the responsible adoption of these powerful tools. We anticipate that our work will serve as a catalyst for further research into the security and privacy challenges associated with LLM-based code assistants.

REFERENCES

- Atieh Bakhshandeh, Abdalsamad Keramatfar, Amir Norouzi, and Mohammad Mahdi Chekidehkhoun. Using chatgpt as a static application security testing tool. *arXiv preprint arXiv:2308.14434*, 2023.
- Nicholas Carlini, Florian Tramèr, Eric Wallace, Matthew Jagielski, Ariel Herbert-Voss, Katherine Lee, Adam Roberts, Tom Brown, Dawn Song, Ulfar Erlingsson, et al. Extracting training data from large language models. In *30th USENIX Security Symposium (USENIX Security 21)*, pp. 2633–2650, 2021.
- Yupeng Chang, Xu Wang, Jindong Wang, Yuan Wu, Kaijie Zhu, Hao Chen, Linyi Yang, Xiaoyuan Yi, Cunxiang Wang, Yidong Wang, et al. A survey on evaluation of large language models. *arXiv preprint arXiv:2307.03109*, 2023.
- Qi Guo, Junming Cao, Xiaofei Xie, Shangqing Liu, Xiaohong Li, Bihuan Chen, and Xin Peng. Exploring the potential of chatgpt in automated code refinement: An empirical study. In *Proceedings of the 46th IEEE/ACM International Conference on Software Engineering*, pp. 1–13, 2024.
- Amir Hertz, Ron Mokady, Jay Tenenbaum, Kfir Aberman, Yael Pritch, and Daniel Cohen-Or. Prompt-to-prompt image editing with cross attention control. *arXiv preprint arXiv:2208.01626*, 2022.
- Hamel Husain, Ho-Hsiang Wu, Tiferet Gazit, Miltiadis Allamanis, and Marc Brockschmidt. Codesearchnet challenge: Evaluating the state of semantic code search. *arXiv preprint arXiv:1909.09436*, 2019.
- Huseyin A Inan, Osman Ramadan, Lukas Wutschitz, Daniel Jones, Victor Rühle, James Withers, and Robert Sim. Training data leakage analysis in language models. *arXiv preprint arXiv:2101.05405*, 2021.
- Zhenlan Ji, Pingchuan Ma, and Shuai Wang. Unlearnable examples: Protecting open-source software from unauthorized neural code learning. In *SEKE*, pp. 525–530, 2022.
- Wang Junmei and Yan Chengkang. Automation testing of software security based on burpsuite. In *2021 International Conference of Social Computing and Digital Economy (ICSCDE)*, pp. 71–74. IEEE, 2021.

- Junaed Younus Khan and Gias Uddin. Automatic code documentation generation using gpt-3. In *Proceedings of the 37th IEEE/ACM International Conference on Automated Software Engineering*, pp. 1–6, 2022.
- Raphaël Khoury, Anderson R Avila, Jacob Brunelle, and Baba Mamadou Camara. How secure is code generated by chatgpt? *arXiv preprint arXiv:2304.09655*, 2023.
- Weize Kong, Spurthi Amba Hombaiah, Mingyang Zhang, Qiaozhu Mei, and Michael Bendersky. Prewrite: Prompt rewriting with reinforcement learning. *arXiv preprint arXiv:2401.08189*, 2024.
- Raymond Li, Loubna Ben Allal, Yangtian Zi, Niklas Muennighoff, Denis Kocetkov, Chenghao Mou, Marc Marone, Christopher Akiki, Jia Li, Jenny Chim, et al. Starcoder: may the source be with you! *arXiv preprint arXiv:2305.06161*, 2023.
- Guo Lin, Wenyue Hua, and Yongfeng Zhang. Promptcrypt: Prompt encryption for secure communication with large language models. *arXiv preprint arXiv:2402.05868*, 2024.
- Nils Lukas, Ahmed Salem, Robert Sim, Shruti Tople, Lukas Wutschitz, and Santiago Zanella-Béguelin. Analyzing leakage of personally identifiable information in language models. *arXiv preprint arXiv:2302.00539*, 2023.
- Liang Niu, Shujaat Mirza, Zayd Maradni, and Christina Pöpper. Codexleaks: Privacy leaks from code generation language models in github copilot. In *32nd USENIX Security Symposium (USENIX Security 23)*. USENIX Association, 2023.
- David Pape, Thorsten Eisenhofer, and Lea Schönherr. Prompt obfuscation for large language models. *arXiv preprint arXiv:2409.11026*, 2024.
- Kishore Papineni, Salim Roukos, Todd Ward, and Wei-Jing Zhu. Bleu: a method for automatic evaluation of machine translation. In *Proceedings of the 40th annual meeting of the Association for Computational Linguistics*, pp. 311–318, 2002.
- Vaidehi Patil, Peter Hase, and Mohit Bansal. Can sensitive information be deleted from llms? objectives for defending against extraction attacks. *arXiv preprint arXiv:2309.17410*, 2023.
- Hammond Pearce, Baleegh Ahmad, Benjamin Tan, Brendan Dolan-Gavitt, and Ramesh Karri. Asleep at the keyboard? assessing the security of github copilot’s code contributions. In *2022 IEEE Symposium on Security and Privacy (SP)*, pp. 754–768. IEEE, 2022.
- Neil Perry, Megha Srivastava, Deepak Kumar, and Dan Boneh. Do users write more insecure code with ai assistants? *arXiv preprint arXiv:2211.03622*, 2022.
- Antonin Raffin, Ashley Hill, Adam Gleave, Anssi Kanervisto, Maximilian Ernestus, and Noah Dornmann. Stable-baselines3: Reliable reinforcement learning implementations. *The Journal of Machine Learning Research*, 22(1):12348–12355, 2021.
- Shuo Ren, Daya Guo, Shuai Lu, Long Zhou, Shujie Liu, Duyu Tang, Neel Sundaresan, Ming Zhou, Ambrosio Blanco, and Shuai Ma. Codebleu: a method for automatic evaluation of code synthesis. *arXiv preprint arXiv:2009.10297*, 2020.
- Baptiste Roziere, Jonas Gehring, Fabian Gloeckle, Sten Sootla, Itai Gat, Xiaoqing Ellen Tan, Yossi Adi, Jingyu Liu, Tal Remez, Jérémy Rapin, et al. Code llama: Open foundation models for code. *arXiv preprint arXiv:2308.12950*, 2023.
- Ahmed Sadik, Antonello Ceravola, Frank Joublin, and Jibesh Patra. Analysis of chatgpt on source code. *arXiv preprint arXiv:2306.00597*, 2023.
- Gustavo Sandoval, Hammond Pearce, Teo Nys, Ramesh Karri, Siddharth Garg, and Brendan Dolan-Gavitt. Lost at c: A user study on the security implications of large language model code assistants. *arXiv preprint arXiv:2208.09727*, 2023.
- Christian Schauer, Matthias Prandstetter, and Günther R Raidl. A memetic algorithm for reconstructing cross-cut shredded text documents. In *International Workshop on Hybrid Metaheuristics*, pp. 103–117. Springer, 2010.

- John Schulman, Filip Wolski, Prafulla Dhariwal, Alec Radford, and Oleg Klimov. Proximal policy optimization algorithms. *arXiv preprint arXiv:1707.06347*, 2017.
- Kulesh Shanmugasundaram and Nasir Memon. Automatic reassembly of document fragments via data compression. In *2nd Digital Forensics Research Workshop, Syracuse*, 2002.
- Weisong Sun, Chunrong Fang, Yudu You, Yun Miao, Yi Liu, Yuekang Li, Gelei Deng, Shenghan Huang, Yuchen Chen, Qunjun Zhang, et al. Automatic code summarization via chatgpt: How far are we? *arXiv preprint arXiv:2305.12865*, 2023.
- Zhensu Sun, Xiaoning Du, Fu Song, Mingze Ni, and Li Li. Coprotector: Protect open-source code against unauthorized training usage with data poisoning. In *Proceedings of the ACM Web Conference 2022*, pp. 652–660, 2022.
- Priyan Vaithilingam, Tianyi Zhang, and Elena L Glassman. Expectation vs. experience: Evaluating the usability of code generation tools powered by large language models. In *Chi conference on human factors in computing systems extended abstracts*, pp. 1–7, 2022.
- Yunlong Wang, Shuyuan Shen, and Brian Y Lim. Reprompt: Automatic prompt editing to refine ai-generative art towards precise expressions. In *Proceedings of the 2023 CHI Conference on Human Factors in Computing Systems*, pp. 1–29, 2023.
- Tianjun Zhang, Xuezhi Wang, Denny Zhou, Dale Schuurmans, and Joseph E Gonzalez. Tempera: Test-time prompting via reinforcement learning. *arXiv preprint arXiv:2211.11890*, 2022.
- Lianmin Zheng, Wei-Lin Chiang, Ying Sheng, Siyuan Zhuang, Zhanghao Wu, Yonghao Zhuang, Zi Lin, Zhuohan Li, Dacheng Li, Eric Xing, et al. Judging llm-as-a-judge with mt-bench and chatbot arena. *Advances in Neural Information Processing Systems*, 36:46595–46623, 2023.

A APPENDIX

B DEEP REINFORCEMENT LEARNING

Reinforcement learning (RL) is an area of machine learning (ML) that addresses multi-step decision-making processes. An RL algorithm normally consists of an agent that interacts with an environment in a sequence of actions and rewards. In each time step t , the agent selects an action $a_i \in A = \{a_1, a_2, \dots, a_k\}$. As a result of a_i , the agent transitions from the current state s_t to a new state s_{t+1} . The selection of the action may result in a reward, which can be either positive or negative. The goal of the agent in each state is to interact with the environment in a way that maximizes the sum of future rewards G_t . Eq. 4 represents the cumulative reward over time:

$$G_t = \sum_{k=0}^{\infty} \gamma^k R_{t+k+1} \quad (4)$$

where:

- G_t is the expected return at step t .
- R_{t+k+1} represents the reward received after k steps from step t .
- $\gamma \in [0, 1]$ is the discount factor, which provides the present value to future rewards. A reward received k steps in the future is valued at γ^k times its immediate value.

In order to maximize Eq. 4, the agent needs to learn its optimal policy. The policy defines how the agent behaves at any given time; i.e., which action to select when in a given state. When faced with complex environments with high-dimensional data, it is common to use DRL, i.e., incorporate deep neural networks to learn the optimal policy. This enables the agent to learn more sophisticated strategies and make more informed decisions. DRL algorithms can efficiently explore vast state and action spaces and devise strategies for addressing complex problems. Moreover, DRL excels in handling partial and noisy information. Utilizing the reward function, DRL algorithms can reconcile multiple, sometimes conflicting objectives, making them invaluable in security-related scenarios.

C CODECLOAK ACTION LIST

Table 5 contains a list of all the possible actions that CodeCloak can apply in each step.

Table 5: CodeCloak’s code manipulation actions

Action	Description
Detect and Replace PII	Detect PII (e.g., names, API keys, emails) in the current code segment and replace them with random strings of a fixed length.
Change Random Lines	Swap positions of two random lines present in the current code segment.
Delete Random Line	Remove a random line from the current code segment.
Insert Random Line	Insert a random line in the current code segment.
Delete Functions’ Body Incrementally	Incrementally remove function bodies from the current code segment and replace the removed body replaced with summarization comments (that were generated using a local summarization model).
Delete Functions’ Body (Keep Last)	Remove all function bodies except the last one in the current code segment and replace the removed bodies with summarization comments (that were generated using a local summarization model).
Delete Functions’ Body	Remove all function bodies present in the current code segment and replace them with summarization comments describing the original function bodies (that were generated using a local summarization model).
Delete Functions Incrementally	Incrementally remove functions from the current code segment.
Change Functions Names	Replace all function identifiers in the current code segment with random strings of a fixed length (5 characters) consisting of letters and numbers.
Change variables names	Replace all variable identifiers in the current code segment with random strings of a fixed length (5 characters) consisting of letters and numbers.
Change Arguments Names	Replace all argument identifiers in the current code segment with random strings of a fixed length (5 characters) consisting of letters and numbers.
Stop Manipulations	Stop processing the current prompt and send it to the code assistant service without further manipulations.

D CODE RECONSTRUCTION METHOD

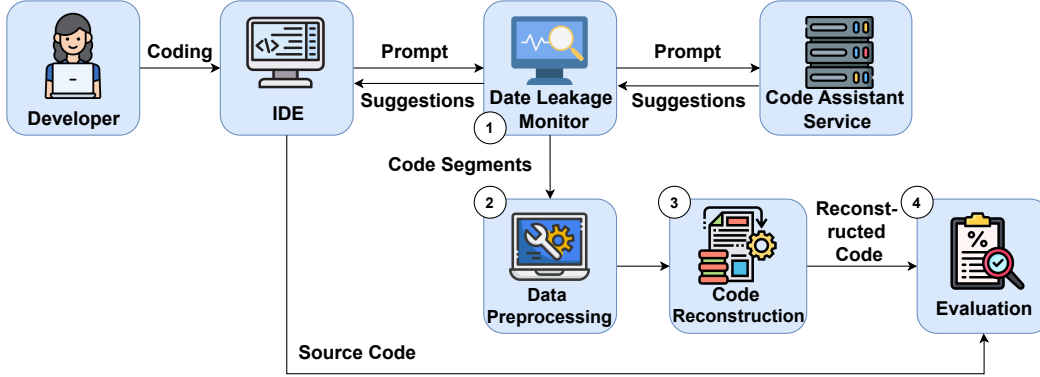


Figure 3: An illustration of the proposed code reconstruction process long with its main components.

D.1 PROBLEM DEFINITION

In this section, we introduce our method for code reconstruction using prompts when using LLM-based code assistants. Our method aims to evaluate the extent of codebase leakage during the development process. In order to achieve this, three challenges must be addressed:

1. The need to determine an effective method for intercepting and monitoring prompts sent to the code assistant service during the development process;
2. The need to formulate and design a code reconstruction approach capable of reconstructing the developer’s codebase, based on LLMs, in which the prompts are aggregated over time; and
3. The need to define a method for evaluating the severity of the leakage, given the original and reconstructed codebases.

The main challenge in reconstructing code from the prompts sent to the code assistant over time stems from the frequent modifications made by the developer during coding, such as editing and deleting code segments in different locations. Because of such modifications, early prompts that have been leaked and captured may be irrelevant and outdated or duplicated, preventing the use of traditional reconstruction methods that combine all available code segments into one complete codebase Schauer et al. (2010); Shanmugasundaram & Memon (2002).

The main components of our proposed method are presented in Figure 3.

D.2 DATA COLLECTION AND PREPARATION

To collect the prompts during the development process, the Data Leakage Monitor component (component 1 in Figure 3) intercepts the traffic between the IDE and the code assistant service and extracts the prompts that are being sent from the code assistant client to the service. This process is performed in real time, for example, by placing a proxy (such as Burp Suite Junmei & Chengkang (2021)) between the IDE and the code assistant service.

In the next step, the proposed method performs a preparatory process, using the Data Preparation component (component 2 in Figure 3), which is focused on analyzing the prompts. Its goal is to extract the code segments and additional contextual data (for example, in some code assistants, the prompt includes the source files’ names from which the code segments were extracted). In cases where the prompt includes this information, we process the prompts by aggregating them by the file they belong to (based on the filename). Next, we order the prompts chronologically (by their sending timestamp). At this stage, for each file, we have an ordered sequence of code segments. Finally, we remove code segments that are contained within subsequent code segments to avoid duplication and reduce code reconstruction time. By removing redundant code segments, we streamline the reconstruction process, enabling our method to receive a more comprehensive and concise representation of the codebase segments, resulting in a more accurate code reconstruction.

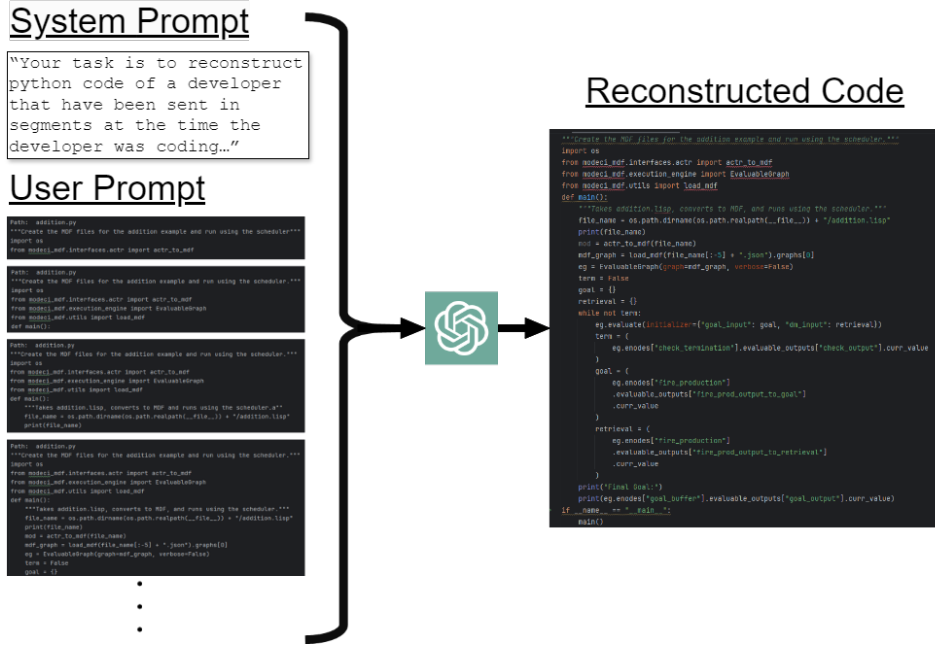


Figure 4: System and user prompts for code reconstruction using ChatGPT.

D.3 CODE RECONSTRUCTION

Following the data collection and preparation phase, our method employs an LLM, which serves as the Code Reconstruction component (component 3 in Figure 3). As input, this model receives the processed prompts in the order in which they were transmitted from the code assistant client (in the IDE) to the code assistant service. In case where the total segments’ size exceeds the max token limit the LLM is able to process, we send the LLM segments of each file separately. If the total segments’ size still exceeds the max token limit, we perform the following iterative process: we take the maximum possible segments (that do not exceed the max token limit) and send them to the LLM. In the next iteration, we provide the LLM the codebase reconstructed in the last step, along with new segments. We repeats this process until we complete processing all the segments. The Code Reconstruction component then combines these code segments, building a representation of the developer’s final code. When these prompts are submitted to the LLM (ChatGPT4 in our evaluation), they are accompanied detailed instructions that clearly define the task (see Figure 4). This is done to ensure that the model produces relevant and accurate output consisting of the name and content of each file identified, providing a comprehensive view of the leaked code.

D.4 LEAKAGE EVALUATION

After reconstructing the codebase from the collected code segments, our next step is to evaluate the effectiveness of the code reconstruction process and the amount of code leakage (component 4 in Figure 3). This involves assessing whether the proposed method accurately reconstructed the code in its original form and whether the reconstructed version clearly conveys the original intent and functionality of the code. This evaluation process allows our method to accurately determine the percentage of the developer’s code that was leaked. In our evaluation, we use the normalized edit distance metric, which measures how similar two texts are by calculating the least number of changes needed to transform one text into another, adjusted by their lengths. This offers a straightforward, scaled gauge for visually comparing text differences and clearly depicting variations or mistakes.

E GITHUB DATASET

In Table 6 we list the repositories used in our experiments (we randomly selected 5 repositories with the condition of 3-4 files in each repository).

Table 6: GitHub repositories used in our experiments

#	Github File Path
1	https://github.com/robert-koch-institut/mex-backend/blob/main/tests/test_roundtrip.py https://github.com/robert-koch-institut/mex-backend/blob/main/tests/test_exceptions.py https://github.com/robert-koch-institut/mex-backend/blob/main/tests/identity/test_provider.py https://github.com/robert-koch-institut/mex-backend/blob/main/tests/graph/test_query.py
2	https://github.com/stocknear/backend/blob/main/app/twitter.py https://github.com/stocknear/backend/blob/main/app/ta_signal.py https://github.com/stocknear/backend/blob/main/app/rating.py https://github.com/stocknear/backend/blob/main/app/market_movers.py
3	https://github.com/zinabkaviani/Trellomize/blob/main/Codes/globals.py https://github.com/zinabkaviani/Trellomize/blob/main/Codes/register.py https://github.com/zinabkaviani/Trellomize/blob/main/Codes/User/user.py
4	https://github.com/ScanMountGoat/xenoblade_blender/blob/main/xenoblade_blender/import_camdo.py https://github.com/ScanMountGoat/xenoblade_blender/blob/main/xenoblade_blender/__init__.py https://github.com/ScanMountGoat/xenoblade_blender/blob/main/xenoblade_blender/export_root.py https://github.com/ScanMountGoat/xenoblade_blender/blob/main/xenoblade_blender/export_wimdo.py
5	https://github.com/ToTheBeginning/PuLID/blob/main/eva_clip/loss.py https://github.com/ToTheBeginning/PuLID/blob/main/eva_clip/hf_model.py https://github.com/ToTheBeginning/PuLID/blob/main/eva_clip/modified_resnet.py https://github.com/ToTheBeginning/PuLID/blob/main/eva_clip/timm_model.py

F CODECLOAK ACTION DISTRIBUTION HEATMAP

The heat map in Figure 5 presents the distribution of different manipulations/actions (x -axis) chosen by CodeCloak across various time steps (y -axis) during the evaluation process. Note that the heatmap refers to sequences of manipulations of variable length.

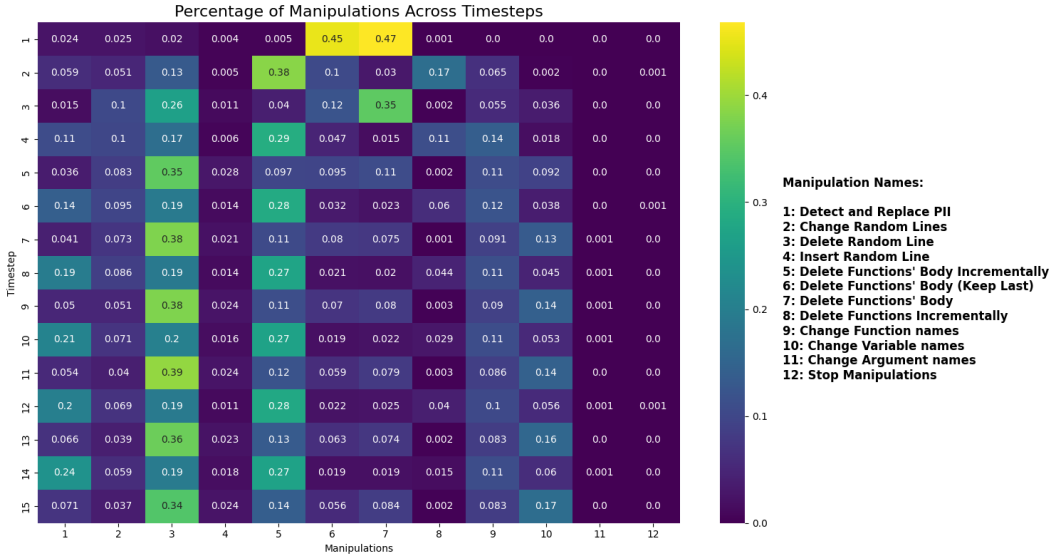


Figure 5: CodeCloak Action Distribution Heatmap.

G HYPERPARAMETERS FOR TRAINING CODECLOAK

The table below provides the training details for CodeCloak. In addition, We also adopt parallel environment in our training process (eight environments). We have noticed that large size of parallel environments helped for our training process.

Hyperparameter	Value
Learning Rate	0.00025
Time Limit (per episode)	15
Gamma (Discount Factor)	0.99
GAE Lambda	0.95
N Steps	128
Batch Size	64
Clip Range	0.2
Entropy Coefficient	0.01
Policy Net Arch	Policy Network: [256, 256, 256, 128], Value Network: [256, 256, 256, 128]

Table 7: Hyperparameters and Policy Configuration for Training CodeCloak