

# Heterogeneity, trade integration and spatial inequality\*

José M. Gaspar<sup>†</sup>

## Abstract

We study the impact of economic integration on agglomeration in a model where all consumers are inter-regionally mobile and have heterogeneous preferences regarding their residential location choices. This heterogeneity is the unique dispersion force in the model. We show that, under reasonable values for the elasticity of substitution among varieties of consumption goods, a higher trade integration always promotes more symmetric spatial patterns, reducing the spatial inequality between regions, irrespective of the functional form of the dispersion force. We also show that an increase in the degree of heterogeneity in preferences for location leads to a more even spatial distribution of economic activities and thus also reduces the spatial inequality between regions.

**Keywords:** heterogeneous location preferences; economic integration; economic geography; spatial development.

**JEL codes:** R10, R12, R23

## 1 Introduction

In this paper, we study the possible spatial distributions in the 2-region Core-Periphery (CP) model by Murata (2003), where all labour is free to migrate between regions and workers are heterogeneous regarding their preferences for location. Our aim is to investigate how spatial patterns evolve

---

\*This work is dedicated to Carlos Hervés-Beloso. I am indebted to Sofia B. S. D. Castro and João Correia da Silva for their invaluable comments and suggestions and also for their help in revising previous and related versions of this work. I am also very thankful to the audience at the "Porto Workshop on Economic Theory and Applications - in honor of Carlos Hervés-Beloso" for the fruitful discussions. This research has been financed by Portuguese public funds through FCT - Fundação para a Ciência e a Tecnologia, I.P., in the framework of the projects with references UIDB/00731/2020 and PTDC/EGE-ECO/30080/2017 and by Centro de Economia e Finanças (CEF.UP), which is financed through FCT. Part of this research was developed while José M. Gaspar was a researcher at the Research Centre in Management and Economics, Católica Porto Business School, Universidade Católica Portuguesa, through the grant CEECIND/02741/2017.

<sup>†</sup>School of Economics and Management and CEF.UP, University of Porto. Email: jgaspar@fep.up.pt.

as regions become more integrated and whether the degree of heterogeneity has qualitative impact on this relationship. Heterogeneity in preferences for location generates a local dispersion force (akin to congestion), which we model as a utility penalty, following the recent work of Castro et al. (2022). This framework can be shown to encompass various functional forms used in discrete choice models of probabilistic migration, including the well-known Logit model (used e.g. by Murata, 2003; Tabuchi and Thisse, 2002).

We show that, irrespective of the degree of heterogeneity, a higher trade integration always promotes a more symmetric spatial distribution of economic activities, thus reducing the spatial inequality in terms of industry size between regions. Since heterogeneity does not co-vary with transportation costs, the latter only affect the strength of agglomeration forces due to increasing returns. This is a reversion of the usual prediction that lower transport costs lead to agglomeration (Krugman, 1991; Fujita et al., 1999, Chap. 5), and contrasts the findings that consumer heterogeneity leads to a bell-shaped relationship between decreasing transport costs and the spatial distribution of economic activities (Murata, 2003; Tabuchi and Thisse, 2002). Since there is no immobile workforce (no fixed regional internal demand), there is a lower incentive for firms to relocate to smaller markets in order to capture a higher share of local demand and avoid competition when transport costs are higher. Krugman and Elizondo (1996), Helpman (1998) and Murata and Thisse (2005), have also obtained similar results concerning the relationship between transportation costs and the spatial distribution of economic activities. The first includes a congestion cost in the core, the second considers a non-tradable housing sector and the treatment is only numerical, while the latter's prediction cannot be disassociated from the interplay between inter-regional transportation costs and intra-regional commuting costs. Recently, Tabuchi et al. (2018) have reached similar conclusions to ours arguing that falling transport costs increase the incentives for firms in peripheral regions to increase production since they have a better access to the core, thus contributing to the dispersion of economic activities. Allen and Arkolakis (2014) estimated that the removal of the US Interstate Highway System, which, by limiting accesses, can be interpreted as an increase in transportation costs, would cause a redistribution of the population from more economically remote regions to less remote regions in the US. This adds empirical validity to our findings.

The rest of the paper is organized as follows. In section 2 we describe the model and the short-run equilibrium. In section 3 we study the qualitative properties of the long-run equilibria. Finally, section 4 is left for some concluding remarks.

## 2 The model

There are two regions  $L$  and  $R$ , symmetric in all respects, with a total population of mass 1. Consumers are assumed to have heterogeneous preferences with respect to the region in which they reside. We follow Castro et al. (2022) and assume that these preferences are described by a parameter  $x$ , uniformly distributed along the interval  $[0, 1]$ . The consumer with preference described by  $x = 0$  (resp.  $x = 1$ ) has the highest preference for residing in region  $L$  (resp. region  $R$ ). An agent whose preference corresponds to  $x = 1/2$  is indifferent between either region. We can thus refer to each consumer with respect to his preference towards living in region  $L$  as  $x \in [0, 1]$ .

For a consumer with preference  $x$ , the utilities from living in region  $L$  and  $R$  are given, respectively, by:

$$\begin{aligned} U_L(x) &= U(u(C_L), t(x)) \\ U_R(x) &= U(u(C_R), t(1-x)), \end{aligned} \quad (1)$$

where  $C_i$  denotes the level of consumption of a consumer living in region  $i \in \{L, R\}$ , and  $t : [0, 1] \mapsto \mathbb{R}$  is the utility penalty of consumer  $x$  associated with living in  $L$ , while  $t(1-x)$  is the utility penalty the same consumer faces from living in region  $R$ . We assume that  $t(x)$  is differentiable, such that  $t'(x) > 0, \forall x \in [0, 1]$ .

The number of agents in region  $L$  is given by  $h \in [0, 1]$  and fully describes the spatial distribution of economic activities. In the short-run, the spatial distribution of workers and firms is fixed and an equilibrium is reached when all prices, wages, and output adjust to clear markets given  $h$ . In what follows, the short-run equilibrium is equivalent to Murata (2003) and Tabuchi et al. (2018), which we briefly describe here. The consumption aggregate is a CES composite given by:

$$C = \left[ \int_{s \in S} c(s)^{\frac{\sigma-1}{\sigma}} ds \right]^{\frac{\sigma}{\sigma-1}},$$

where  $s$  stands for the variety produced by each monopolistically competitive firm and  $\sigma$  is the constant elasticity of substitution between any two varieties. The consumer is subject to the budget constraint  $P_i C_i = w_i$ , where  $P_i$  is the price index and  $w_i$  is the nominal wage in region  $i$ . Utility maximization by a consumer in region  $i$  yields the following demand for each manufactured variety produced in  $j$  and consumed in  $i$ :

$$c_{ij} = \frac{p_{ij}^{-\sigma}}{P_i^{1-\sigma}} w_i, \quad (2)$$

where:

$$P_i = \left[ \int_{s \in S} p_i(s)^{1-\sigma} d(s) \right]^{\frac{1}{1-\sigma}}, \quad (3)$$

is the manufacturing price index for region  $i$ . A manufacturing firm faces the following cost function:

$$TC(q) = w(\beta q + \alpha),$$

where  $q$  corresponds to a firm's total production of manufacturing goods,  $\beta$  is the input requirement (per unit of output) and  $\alpha$  is the fixed input requirement. The manufacturing good is subject to trade barriers in the form of iceberg costs,  $\tau \in (1, +\infty)$ : a firm ships  $\tau$  units of a good to a foreign region for each unit that arrives there. Assuming free entry in the manufacturing sector, at equilibrium firms will earn zero profits, which translates into the following condition:

$$\pi \equiv (p - \beta w)q - \alpha w = 0,$$

which gives the firm's total equilibrium output, symmetric across regions:

$$q_L = q_R = \frac{\alpha(\sigma - 1)}{\beta}, \quad (4)$$

and the following profit maximizing prices:

$$p_{LL} = \frac{\beta\sigma}{\sigma - 1}w_L \text{ and } p_{RL} = \frac{\beta\sigma\tau}{\sigma - 1}w_L, \quad (5)$$

where  $p_{ij}$  is the price of a good produced in region  $i$  and consumed in region  $j$ . Labour-market clearing implies that the number of agents in region  $L$ , equals labour employed by a firm times the number of varieties (and hence firms)  $n_L$  produced in region  $L$ :

$$h = n_L(\alpha + \beta q_L),$$

from where, using (4), we get the number of firms in each region  $i$ :

$$n_L = \frac{h}{\sigma\alpha} \text{ and } n_R = \frac{1 - h}{\sigma\alpha}. \quad (6)$$

Choosing labour in region  $R$  as the numeraire, we can normalize  $w_R$  to 1. The price indices in  $L$

and  $R$  using (3) are given, after (6), by:

$$\begin{aligned} P_L &= \left[ \frac{h}{\sigma\alpha} \left( \frac{\beta\sigma}{\sigma-1} w \right)^{1-\sigma} + \frac{1-h}{\sigma\alpha} \left( \frac{\beta\sigma\tau}{\sigma-1} \right)^{1-\sigma} \right]^{\frac{1}{1-\sigma}}, \\ P_R &= \left[ \frac{1-h}{\sigma\alpha} \left( \frac{\beta\sigma}{\sigma-1} \right)^{1-\sigma} + \frac{h}{\sigma\alpha} \left( \frac{\beta\sigma\tau}{\sigma-1} w \right)^{1-\sigma} \right]^{\frac{1}{1-\sigma}}. \end{aligned} \quad (7)$$

Rewriting a firm's profit in region  $L$  as:

$$\pi_L = (p_{LL} - \beta w) [hc_{LL} + (1-h)\tau c_{RL}] - \alpha w,$$

the zero profit condition yields, after using (2), (5) and (7), the following wage equation:

$$h = \frac{w^\sigma - \phi}{w^\sigma - \phi + w(w^{-\sigma} - \phi)}, \quad (8)$$

where  $\phi \equiv \tau^{1-\sigma} \in (0, 1)$  is the *freeness of trade*.

The nominal wage  $w$  can be implicitly defined as a function of the spatial distribution in region  $L$ ,  $h \in [0, 1]$ .<sup>1</sup> We have  $w(0) = \phi^{1/\sigma} < 1$ ,  $w(1/2) = 1$  and  $w(1) = \phi^{-1/\sigma} > 1$ . We say that  $L$  is larger than  $R$  when  $h > 1/2$ , and smaller otherwise.

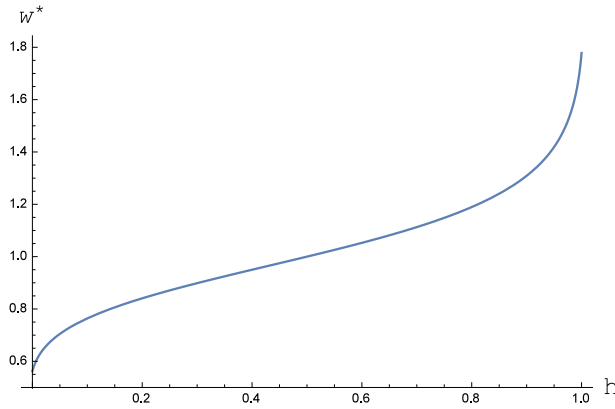


Figure 1: Short-run equilibrium relative wage as a function of the consumers in region  $L$ . We set  $\sigma = 2$  and  $\phi \in \{0.1, 0.5, 0.7\}$ .

Figure 1 illustrates  $w(h)$  for  $h \in [0, 1]$  with parameter values  $\sigma = 2$  and  $\phi \in \{0.1, 0.5, 0.7\}$ . The following result corroborates this illustration and discusses the impact of trade barriers on wages.

---

<sup>1</sup>The conditions for application of the Implicit Function Theorem are shown to be satisfied in Appendix A.

**Lemma 1.** *The relative nominal wage  $w$  is strictly increasing in  $h$ . When region  $L$  is larger (smaller) than region  $R$ , the wage  $w$  is decreasing (increasing) in  $\phi$ .*

*Proof.* See Appendix A. □

We conclude that higher trade barriers increase the wage divergence between the regions. The intuition is as follows. When all workers are mobile, they can move to the region that offers them a relatively better access to varieties. This advantage of the larger region becomes higher as transport costs increase because markets become more focused on local demand. This increases expenditures in the larger region relative to the smaller, which in turn pushes the nominal relative wage upwards.

We consider a general isoelastic sub-utility for consumption goods:

$$\begin{cases} u_i = \frac{C_i^{1-\theta} - 1}{1-\theta}, & \text{if } \theta \in [0, 1) \cup (1, +\infty), \\ u_i = \ln(C_i), & \text{if } \theta = 1, \end{cases} \quad (9)$$

where for  $\theta = 1$  we take the limit value of the upper expression of  $u_i$ . The parameter  $\theta$  is a positive agglomeration externality. It influences how a change in the regional consumption differential,  $C_L - C_R$ , impacts the regional utility differential,  $u_L - u_R$ , i.e., it influences the strength of the self-reinforcing agglomeration mechanism when one region is more populated than the other. The specification in (9) is quite general and encompasses the Murata (2003) model as a particular case when  $\theta = 0$ , which shall be of great interest for comparison purposes in Section 4.<sup>2</sup>

The utility differential from consumption goods,  $\Delta u \equiv u_L - u_R$ , is given by:

$$\Delta u = \begin{cases} \frac{\eta}{1-\theta} \left\{ w^{1-\theta} [(1-h)\phi + hw^{1-\sigma}]^{\frac{1-\theta}{\sigma-1}} - [1-h + h\phi w^{1-\sigma}]^{\frac{1-\theta}{\sigma-1}} \right\}, & \text{if } \theta \neq 1 \\ \ln w + \frac{1}{\sigma-1} \ln \left[ \frac{hw^{1-\sigma} + (1-h)\phi}{h\phi w^{1-\sigma} + (1-h)} \right], & \text{if } \theta = 1. \end{cases} \quad (10)$$

We adopt the normalizations by Fujita *et al.* (1999), i.e.,  $\alpha\sigma = 1$  so that the number of consumers in a region equals its number of firms. Moreover, we assume that  $(\sigma - 1)/(\sigma\beta) = 1$  so that the price of each manufactured variety in a region equals its workers' nominal wage. These imply that  $\eta = 1$ .<sup>3</sup>

---

<sup>2</sup>We note in advance that the qualitative results of the model obtained in subsequent sections do not depend on  $\theta$  (c.f., Section 3.2).

<sup>3</sup>This choice is made mainly for convenience, as it allows us to abstract from changes in the variable input requirement  $\beta$ .

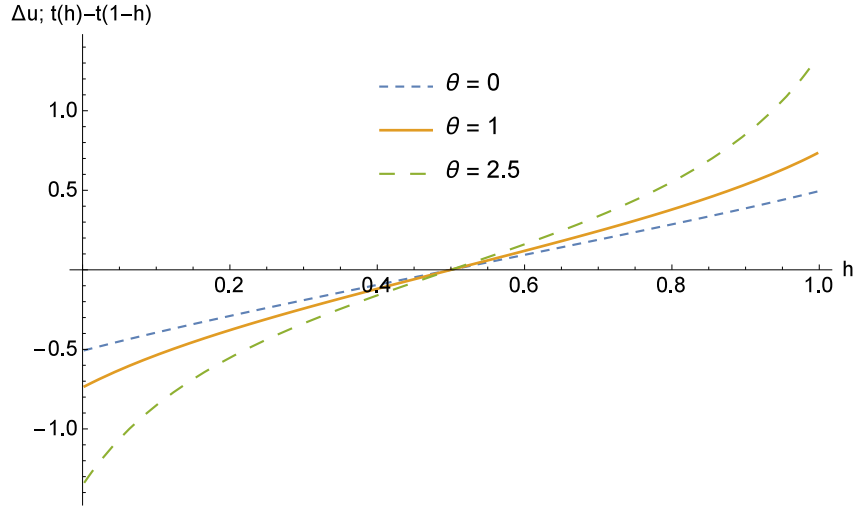


Figure 2: Utility differential  $\Delta u = u_L - u_R$  for different levels of  $\theta$ . Parameter values are  $\sigma = 2$  and  $\phi = 0.5$ .

Figure 2 depicts  $\Delta u$  in (10) for different levels of  $\theta$ . We observe that a higher  $\theta$  increases the utility differential  $\Delta u$  for any spatial distribution  $h > 1/2$ . Therefore, if  $L$  is relatively more industrialized, a higher  $\theta$  increases the attractiveness of  $L$  relative to  $R$  for consumers. Thus, it strengthens the agglomeration forces towards region  $L$ .

### 3 Long-run equilibria

In a long-run spatial equilibrium, each worker chooses to live in the region that provides a higher utility. We follow Castro et al. (2022) and assume that  $t(x)$  enters additively in overall utility,  $U_i(x)$ , so that the utility penalty, and hence heterogeneity in preferences for location, are modelled *à la* Hotelling (1929).<sup>4</sup> In a long-run equilibrium, workers with  $x \in [0, h)$  live in region  $L$ , and workers with  $x \in (h, 1]$  live in region  $R$ . Knowing from utility maximization that  $C_L = w/P_L$  and  $C_R = 1/P_R$ , we rewrite the indirect utilities of the consumer with  $x = h$  as:

$$\begin{aligned} V_L(h) &= \frac{C_L^{1-\theta} - 1}{1 - \theta} - t(h) \\ V_R(h) &= \frac{C_R^{1-\theta} - 1}{1 - \theta} - t(1 - h), \end{aligned} \tag{11}$$

where  $h$  satisfies the short-run equilibrium in (8).

<sup>4</sup>It could be interesting to consider the case where  $t(x)$  is multiplicative (e.g. as a percentage of  $U_i(x)$ ). However, the non-linear impact of  $t(x)$  would likely make analytical results harder to obtain.

### 3.1 Interior equilibria

Due to symmetry, we focus only on the case where  $L$  is larger or the same size as  $R$ , i.e.,  $h \geq 1/2$ . We define an interior equilibrium  $h^* \in [1/2, 1)$  as a spatial distribution  $h$  that satisfies both (8) and  $V_L = V_R$ . Such an equilibrium is said to be stable if  $d(V_L - V_R)/dh < 0$ . This leads to the following Lemma.

**Lemma 2.** *An interior equilibrium  $h^* \in [1/2, 1)$  is stable if:*

$$\zeta \left\{ \left( \varphi w^{\sigma \frac{1-\theta}{\sigma-1}} + \frac{\psi}{w} \right) \left\{ \frac{(1-\phi^2)w}{w^{2\sigma} - [\varphi(w+1)w^\sigma] + w} \right\}^{\frac{1-\theta}{\sigma-1}} \right\} < t'(h^*) - t'(1-h^*),$$

where  $h^*$  satisfies the short-run equilibrium condition in (8), and:

$$\begin{aligned} \zeta &= \frac{w^{2\sigma} - [\phi(w+1)w^\sigma] + w}{(\sigma-1)[(\sigma-1)\phi + (\sigma-1)\phi w^{2\sigma} + (-2\sigma + \phi^2 + 1)w^\sigma]}; \\ \varphi &= w^{-\theta-\sigma} \{ \phi[\sigma + (\sigma-1)w]w^\sigma - 2\sigma w + w \}; \\ \psi &= (\sigma-1)\phi + (1-2\sigma)w^\sigma + \sigma\phi w. \end{aligned}$$

*Proof.* See Appendix B. □

An interior equilibrium is called *symmetric dispersion* if  $h^* = 1/2$  and *partial agglomeration* otherwise. While the former always exists, the latter depends on the form of  $t(x)$ . Knowing that  $w = 1$  for  $h = 1/2$  the stability condition in Lemma 2 for symmetric dispersion simplifies to:

$$\frac{d\Delta u}{dh} \left( \frac{1}{2} \right) \equiv \frac{2(2\sigma-1)(1-\phi) \left( \frac{1+\phi}{2} \right)^{\frac{1-\theta}{\sigma-1}}}{(\sigma-1)(2\sigma+\phi-1)} < t' \left( \frac{1}{2} \right). \quad (12)$$

As expected, symmetric dispersion is stable if, after a small increase in  $h$ , the relative utility gain from consumption is lower than the increase in the utility penalty for the agent of type  $x = h$ . A careful inspection of (12) allows us to conclude that the LHS is decreasing in  $\phi$  if  $\theta \geq 1$ . For  $\theta < 1$ , it is decreasing in  $\phi$  if  $\sigma \geq 1 + \sqrt{2}/2 \approx 1.71$ . Symmetric dispersion then becomes easier to sustain under lower transportation costs if  $\sigma > 1 + \sqrt{2}/2$ , which, according to recent empirical estimations for  $\sigma$ , is more than reasonable.<sup>5</sup> As  $\phi \rightarrow 1$ , symmetric dispersion is always stable because  $t'(\frac{1}{2}) > 0$ . This warrants the following result.

**Proposition 1.** As  $\phi$  increases from a low level, symmetric dispersion either remains stable or becomes stable, if either conditions hold: (i).  $\theta \in [0, 1)$  and  $\sigma > 1 + \sqrt{2}/2$ ; or (ii).  $\theta \geq 1$ .

---

<sup>5</sup>Estimations evidence that  $\sigma$  should be significantly larger than unity (Crozet, 2004; Head and Mayer, 2004; Niebuhr, 2006; Bosker *et al.*, 2010). Anderson and Wincoop (2004), for instance, find that it is likely to range from 5 to 10.

Thus, an increase in  $\phi$  can never turn symmetric dispersion from stable to unstable, suggesting that lower trade barriers always promote an even distribution of economic activities. Since, at symmetric dispersion, consumers in each region have access to the same amount of manufactures, an exogenous migration will induce a lower (higher) benefit from local consumption goods in the larger market if transport costs are lower (higher). This is captured by the fact that the relative decrease in prices and increase in wages (at the symmetric equilibrium) is more pronounced when transport costs are higher.

Let  $\phi = \phi_b \in (0, 1)$  such that  $\frac{d\Delta u}{dh}(\frac{1}{2}; \phi_b) = t'(\frac{1}{2}; \phi_b)$ . If  $\phi_b$  exists, then symmetric dispersion is stable for  $\phi > \phi_b$  and unstable for  $\phi < \phi_b$ . We have the following result.

**Lemma 3.** *A curve of partial agglomeration equilibria  $h^* \in (1/2, 1)$  branches from  $\phi = \phi_b$ . If it branches in the direction of  $\phi < \phi_b$ , partial agglomeration is stable.*

*Proof.* See Appendix B. □

The result above establishes existence of partial agglomeration in a neighbourhood of  $\phi = \phi_b$ .<sup>6</sup> Let us now assume that a partial agglomeration  $h^* \in (1/2, 1)$  equilibrium exists and is stable for some value of  $\phi \in (0, 1)$ . Regarding the influence of trade integration on partial agglomeration equilibria, we establish the following result.

**Proposition 2.** *If a stable partial agglomeration  $h^* \in (1/2, 1)$  exists, it becomes more symmetric as trade barriers decrease.*

*Proof.* See Appendix B. □

This result states that if most consumers reside in region  $L$ , increasing the freeness of trade will lead to a smooth exodus from region  $L$  to region  $R$ , irrespective of the value of  $t(h^*)$ . We conclude from Propositions 1 and 2 that more integration leads agents to distribute more equally among the two regions, as in Helpman (1998), who also considers that all labour is inter-regionally mobile. This qualitative effect of  $\phi$  does *not* depend on consumer heterogeneity. It thus contrasts the findings that consumer heterogeneity leads to a bell-shaped relationship between decreasing transport costs and agglomeration (Murata, 2003; Tabuchi and Thisse, 2002).

---

<sup>6</sup>Uniqueness is not ensured for the entire range of  $\phi \in (0, \phi_b)$  as the model may undergo secondary bifurcations along the primary branch of partial agglomeration equilibria, such as a saddle-node bifurcation (see e.g. Gaspar et al. (2018, 2021) and Castro et al. (2021) for applications in economic geography).

### 3.2 Logit preferences for location

We begin this Section by noting that, for any value of  $\theta$ , there exists a non-trivial subset of a suitably defined parameter space over which the qualitative results of the model remain invariant. Therefore, for the remainder of this Section, we will assume that utility is logarithmic in consumption. This greatly simplifies the analysis and entails no loss of generality.

**Assumption 1.** *Utility  $u_i$  is logarithmic in  $C_i$ :  $\theta = 1 \implies u_i = \ln(C_i)$ .*

For the two region case, and following Tabuchi and Thisse (2002) and Murata (2003), we assume that the probability that a consumer will choose to reside in region  $L$  is given by the Logit model, written as:

$$\Phi_L(h) = \frac{e^{u_L(h)/\mu}}{e^{u_L(h)/\mu} + e^{u_R(h)/\mu}}, \quad (13)$$

where  $\mu \geq 0$  is a scale parameter which measures the dispersion of consumer preferences. If  $\mu = 0$ , consumers do not care about their location preferences but rather solely about relative wages. The number of agents  $h$  is the same as the consumer  $x$  who is indifferent between living in region  $L$  or in region  $R$ . Therefore, the probability  $\Phi_L(h)$  is tantamount to the indifferent consumer  $x = h$  (as in Castro et al., 2022). Thus, using (13), we can write:

$$h = \frac{e^{u_L(h)/\mu}}{e^{u_L(h)/\mu} + e^{u_R(h)/\mu}}. \quad (14)$$

Manipulating (14) yields:

$$u_L + \mu \ln(1 - h) = u_R + \mu \ln(h), \quad (15)$$

which rearranged yields the long-run equilibrium condition,  $\Delta u(h) = \Delta t(h)$ , with  $t(x) = -\mu \ln(1 - x)$ . This yields  $\Delta t(h) = \mu [\ln h - \ln(1 - h)]$ , dubbed by Castro et al. (2022) as the “home-sweet-home” effect, which comprises the model’s unique dispersion force generated by consumer heterogeneity in preferences for location.

Notice from (15) that  $t(h) = -\mu \ln(1 - h) > 0$  for  $h \in [0, 1]$ . The overall utility of a consumer in region  $i$  thus lies on the interval  $(-\infty, u_i]$ . For a strictly positive  $\mu$ , the consumer who likes region  $R$  the most (at  $x = 1$ ) will never want to live in  $L$ , because, at  $h = 1$ , the overall utility loss from living in region  $L$  is unbounded. This means that the Logit model penalizes (benefits) the consumers who are less (more) willing to leave a region very strongly. Therefore, agglomeration in any region ( $h \in \{0, 1\}$ ) is not possible. Now, suppose condition (12) does not hold and symmetric dispersion is unstable. Then, we have  $\frac{d\Delta u}{dh}(\frac{1}{2}) > t'(\frac{1}{2})$  which means that  $\Delta u(h) > t(h) - t(h)$  for  $h = \frac{1}{2} + \epsilon$ , with  $\epsilon > 0$  small enough. Since  $\Delta u(1) - \Delta t(1) \rightarrow -\infty$ , then, by the Intermediate Value

Theorem, we must have  $\Delta V = 0$  for some  $h \in (1/2, 1)$ . Accordingly, a partial agglomeration equilibrium  $h^* \in (1/2, 1)$  must always exist when symmetric dispersion is unstable.

The discussion above allows us to formalize our next result, which summarizes the possible spatial outcomes under Logit type preferences, depending on the degree of heterogeneity  $\mu$ .

**Proposition 3.** *Under Logit type preferences and Assumption 1, the spatial distribution depends on the level of consumer heterogeneity as follows:*

- *Symmetric dispersion is the only stable equilibrium if:*

$$\mu > \mu_d \equiv \frac{(2\sigma - 1)(1 - \phi)}{(\sigma - 1)(2\sigma + \phi - 1)}; \quad (16)$$

- *Partial agglomeration  $h^* \in (\frac{1}{2}, 1)$  is the only stable equilibrium and is unique if  $\mu < \mu_d$ .*

*Proof.* See Appendix C. □

When consumer heterogeneity is low there is a single stable partial agglomeration equilibrium that is very asymmetric (close to agglomeration). As consumer heterogeneity increases, partial agglomeration corresponds to a more even distribution. Finally, if consumer heterogeneity is high enough ( $\mu > \mu_d$  in (16)), consumers disperse symmetrically across the two regions.

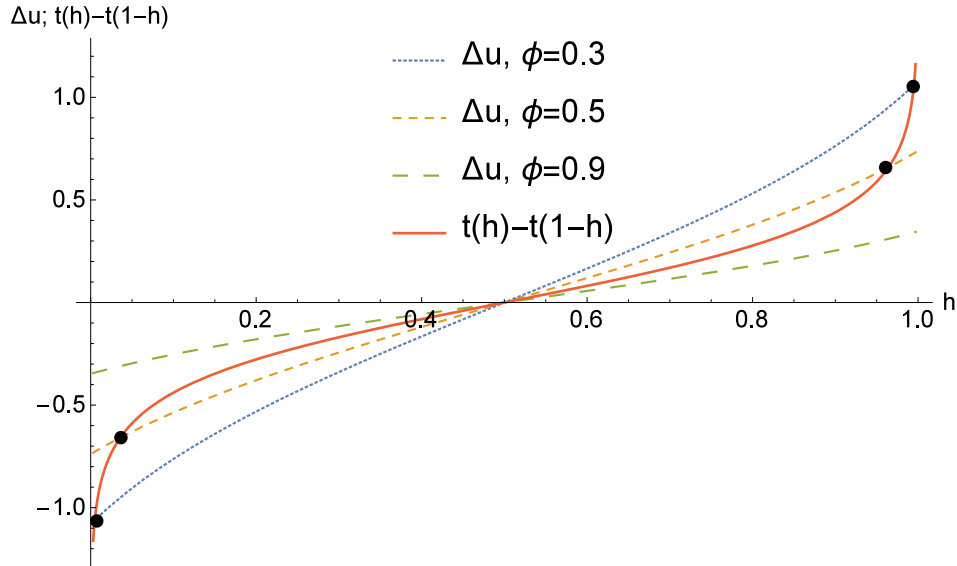


Figure 3: Utility differential  $\Delta u$  (dashed lines) and penalty differential  $t(h) - t(1 - h)$  (thick line) for increasing levels of  $\phi$ . For  $\phi = 0.3$  (upper dashed line), dispersion is unstable and partial agglomeration is stable. For  $\phi = 0.5$  (medium dashed line) dispersion is unstable, partial agglomeration is stable and is less asymmetric. For  $\phi = 0.9$  (lower dashed line) dispersion is stable and is the only equilibrium. The values for the parameters are  $\sigma = 2.5$ ,  $\theta = 0$  and  $\mu = 0.2$ .

In Figure 3 we show how the spatial distribution of industry changes as regions become more integrated. We set  $\sigma = 2.5$  and  $\mu = 0.2$ . For low levels of the freeness of trade, a unique stable partial agglomeration equilibrium exists where most consumers reside in region  $L$ . This means that there is just a small fraction of consumers in  $R$  that are not willing to forego their preferred region because the gain in consumption goods from doing so is not high enough. As regions become more integrated, the home-market effect becomes weaker and partial agglomeration becomes more symmetric. Finally, for a high level of inter-regional integration, agglomeration forces are so weak that no consumer is willing to leave his most preferred region and only symmetric dispersion is stable.

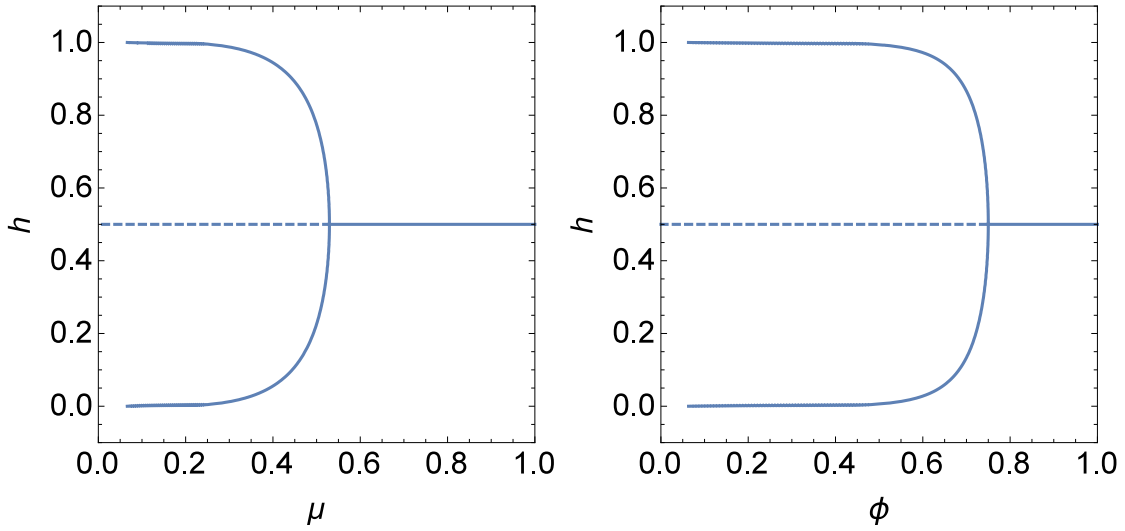


Figure 4: Bifurcation diagrams. To the left, the bifurcation parameter is  $\mu \in [0, 1]$  with  $\phi = 0.4$ . To the right, we have  $\phi \in (0, 1)$  as the bifurcation parameter and set  $\mu = 0.2$ . For both scenarios we use  $\sigma = 2$  and  $\theta = 0$ .

The preceding analysis is summarized by the two bifurcation diagrams in Figure 4, along a smooth parameter path where  $\mu$  (left picture) and  $\phi$  (right picture) increase. We uncover two pitchfork bifurcations in  $\mu$  and  $\phi$ . We confirm analytically that they are supercritical for the case of logit preferences and under Assumption 1.<sup>7</sup> This implies that a curve of stable partial agglomeration equilibria branches in the direction of  $\mu < \mu_d$  (left picture) and  $\phi < \phi_b$  (right picture), showing that lower trade barriers or a higher heterogeneity promote more even spatial distributions. The picture to the right differs from other supercritical pitchforks found in the literature (e.g., Pflüger, 2004;

<sup>7</sup>Employing  $\phi$  as the bifurcation parameter, we have  $\frac{\partial^3 \Delta V}{\partial h^3}(\frac{1}{2}; \phi_b) < 0$ , with  $\phi_b = \frac{(2\sigma-1)[\mu(\sigma-1)-1]}{-(\mu+2)\sigma+\mu+1}$  and  $\sigma \in (2, \frac{\mu+1}{\mu})$ . Then by the proof of Lemma 3 (Appendix B) the pitchfork is supercritical. For the case of  $\mu$  as the bifurcation parameter, see the proof of Proposition 3 (Appendix C).

Ikeda et al., 2022) crucially in the sense that the direction of change in stability as  $\phi$  increases is reversed, i.e., lower trade barriers leads to more symmetric spatial distributions, as expected from our analysis. Regarding the effect of  $\mu$ , it is quite intuitive that a higher scale of heterogeneity increases local dispersion forces (i.e., dispersion forces that do not depend on  $\phi$ ) and thus also promotes a more even distribution of economic activities.

## 4 Discussion and concluding remarks

We have seen that heterogeneity in preferences for location alone bears no impact on the relationship between trade integration and agglomeration, which is a monotonic decreasing one. This contrasts the findings in other works with heterogeneity in consumer preferences, such as Tabuchi and Thisse (2002) and Murata (2003), who show evidence of a bell-shaped relationship between trade integration and the spatial distribution of industry, whereby agglomeration but is followed by a re-dispersion phase as trade integration increases. The former's setting differs from ours because the authors consider an inter-regionally immobile workforce whose role as a dispersive force is enhanced by higher transportation costs.

However, it is particularly worthwhile to discuss the results of Murata (2003), who uses a model that is a particular case of ours if we set  $\theta = 0$  and consider logit type heterogeneity. Murata (2003) found that the relationship between trade integration and agglomeration need not be monotonic and depends on the degree of consumer heterogeneity, which is at odds with our findings. For instance, for an intermediate degree of consumer heterogeneity ( $\mu$ ), Murata finds that increasing trade integration initially fosters agglomeration and later leads to re-dispersion of industry. However, these conclusions can be shown to stem from the author's particular choice of the value for the elasticity of substitution,  $\sigma = 1.25$ . As we have argued in Section 3, such a low value is empirically implausible. For exceedingly low values ( $\sigma < 1.71$ ), increasing returns at the firm level are too strong. Strong enough that the utility gain at dispersion becomes increasing in  $\phi$ , instead of decreasing. This would justify an initial concentration of industry as a result of an increase in  $\phi$ . However, we have seen that for a plausible range of  $\sigma$  the utility gain from consumption at symmetric dispersion always decreases with  $\phi$ . Moreover, if  $\theta > 0$ , this holds even for lower values of  $\sigma$ .<sup>8</sup> Therefore, a higher  $\phi$  always promotes more equitable distributions as opposed to asymmetric ones.

Hence, when workers are completely mobile, more trade integration ubiquitously leads to a more even dispersion of spatial distributions among the two regions, irrespective of the degree of

---

<sup>8</sup>If  $\theta \geq 1$ , the result holds for  $\sigma > 1$ .

heterogeneity in location preferences. Therefore, a *de facto* lower inter-regional labour mobility induced by consumer heterogeneity alone cannot account for the predictions that a higher inter-regional integration will lead to more spatial inequality or an otherwise bell-shaped relationship between the two.

By considering that all consumers are allowed to migrate if they so desire, we have shown that a higher inter-regional trade integration always leads to more dispersed spatial distributions. This result is independent of the level and impact of consumer heterogeneity. This conclusion may be of potential use for policy makers. Namely, the predictions that globalization is likely to lead to higher spatial inequality in the future (World Bank, 2009) may be reversed if policies are undertaken to promote inter-regional mobility.

## References

- Allen, T., Arkolakis, C. (2014), “Trade and the Topography of the Spatial Economy”, *The Quarterly Journal of Economics*, 129 (3), 1085-1140.
- Anderson, J., van Wincoop, E. (2004), “Trade Costs”, *Journal of Economic Literature*, 42, 691-751.
- Bosker, M., Brakman, S., Garretsen, H., & Schramm, M. (2010), “Adding geography to the new economic geography: bridging the gap between theory and empirics”, *Journal of Economic Geography*, 10 (6), 793-823.
- Castro, S.B.S.D., Correia-da-Silva, J. & Gaspar, J.M.. (2022), “Economic geography meets Hotelling: the home-sweet-home effect”, *Economic Theory*, 73(1), 183–209.
- Crozet, M. (2004), “Do migrants follow market potentials? An estimation of a new economic geography model”, *Journal of Economic Geography*, 4(4), 439-458.
- Forslid, R., Ottaviano, G. (2003), “An Analytically Solvable Core-Periphery Model”, *Journal of Economic Geography*, 3, 229-240.
- Fujita, M., Krugman, K., Venables, A. (1999), *The Spatial Economy*, MIT Press.
- Gaspar, J.M., Castro, S.B.S.D., Correia-da-Silva, J. (2018), “Agglomeration patterns in a multi-regional economy without income effects”, *Economic Theory*, 66, 863–899.

- Gaspar, J. M., Ikeda, K., Onda, M. (2021), “Global bifurcation mechanism and local stability of identical and equidistant regions: Application to three regions and more”, *Regional Science and Urban Economics*, 86, 103597.
- Guckenheimer, J., Holmes, P. (2002), *Nonlinear Oscillations, Dynamical Systems, and Bifurcations of Vector Fields*, Springer, Berlin.
- Head, K., Mayer, T. (2004), “The empirics of agglomeration and trade”, *Handbook of Regional and Urban Economics*, 4, 2609-2669.
- Helpman, E. (1998), “The size of regions”, in: Pines, D., Zilcha, I., *Topics in Public Economics*, Cambridge University Press.
- Ikeda, K., Takayama, Y., Gaspar, J. M., & Osawa, M. (2022), “Perturbed cusp catastrophe in a population game: Spatial economics with locational asymmetries”, *Journal of Regional Science*, 62(4), 961-980.
- Hotelling, H. (1929), “Stability in competition”, *Economic Journal*, 39, 41–57 (1929).
- Krugman, P. (1991), “Increasing Returns and Economic Geography”, *Journal of Political Economy*, 99 (3), 483-499.
- Krugman, P., Elizondo, R. L. (1996), “Trade policy and the third world metropolis”, *Journal of Development Economics*, 49 (1), 137-150.
- Murata, Y. (2003), “Product diversity, taste heterogeneity, and geographic distribution of economic activities: market vs. non-market interactions”, *Journal of Urban Economics*, 53, 126-144.
- Mossay, P. (2003), “Increasing returns and heterogeneity in a spatial economy”, *Regional Science and Urban Economics*, 33 (4), 419-444.
- Murata, Y., Thisse, J.-F. (2005), “A simple model of economic geography à la Helpman–Tabuchi”, *Journal of Urban Economics*, 58 (1), 137-155.
- Niebuhr, A. (2006), “Market access and regional disparities”, *The Annals of Regional Science*, 40(2), 313-334.
- Pflüger, M. (2004), “A simple, analytically solvable, Chamberlinian agglomeration model”, *Regional Science and Urban Economics*, 34 (5), 565-573.

Tabuchi, T., Thisse, J.-F. (2002), “Taste Heterogeneity, Labor Mobility and Economic Geography”, *Journal of Development Economics*, 69, 155-177.

Tabuchi, T., Thisse, J. F., & Zhu, X. (2018), “Does technological progress magnify regional disparities?”, *International Economic Review*, 59(2), 647-663.

World Bank (2009), “World Development Report 2009 : Reshaping Economic Geography”. World Bank. © World Bank. <https://openknowledge.worldbank.org/handle/10986/5991> License: CC BY 3.0 IGO.”

## Appendix A - Wages and freeness of trade

### Proof of Lemma 1:

Consider  $h = f(w)$  in (8). Let us now define  $F(h, w) = f(w) - h = 0$ . Differentiation of  $F(h, w)$  yields:

$$\frac{\partial F(h, w)}{\partial w} = \frac{w^\sigma G(w^\sigma)}{[w^{2\sigma} - (w+1)\phi w^\sigma + w]^2}, \quad (17)$$

where:

$$G(w^\sigma) = -[\phi(\sigma-1) + (\sigma-1)\phi w^{2\sigma} - (2\sigma - \phi^2 - 1)w^\sigma].$$

The derivative in (17) is zero if  $G(w^\sigma) = 0$ . One can observe that  $G(w^\sigma)$  has either two (real) zeros given by some  $\{w^-, w^+\}$ , or none. Moreover,  $G(w^\sigma)$  is concave in  $w^\sigma$ . Since  $G(w^\sigma = \phi) = \sigma[\phi(1 - \phi^2)] > 0$  and  $G(w^\sigma = \phi^{-1}) = -[\sigma\phi(1 - \phi^{-2})] > 0$ , it must be that  $G(w^\sigma) > 0$  for  $w^\sigma \in [\phi, \phi^{-1}] \subset (w^-, w^+)$ .

We now proceed to show that  $w \in (0, \phi^{1/\sigma})$  and  $w \in (\phi^{-1/\sigma}, +\infty)$  are not defined in  $h \in [0, 1]$ . Using (9), we have the following:

$$\lim_{w \rightarrow 0} h(w) = 0; \quad \lim_{w \rightarrow +\infty} h(w) = 1; \quad h(\phi^{1/\sigma}) = 0; \quad h(\phi^{-1/\sigma}) = 1;$$

Since  $dh/dw = \partial F/\partial w$ , we have that  $h(w)$  is increasing for  $w^\sigma \in (w^-, w^+)$ . The limits above, together with the knowledge that the zeros of  $dh/dw$  lie to the left and right of  $[\phi, \phi^{-1}]$ , ensure that  $h(w) < 0$  for  $w \in (0, \phi^{1/\sigma})$  and  $h(w) > 1$  for  $w \in (\phi^{-1/\sigma}, +\infty)$ .

Knowing that  $\partial F/\partial h = -1$  and  $\partial F/\partial w$  are continuous, by the IFT we can write  $w : h \in [0, 1] \subset \mathbb{R} \mapsto \mathbb{R}$  such that  $dw/dh$  exists and  $F(h, w(h)) = 0$ .

Using implicit differentiation on (8), we get:

$$\frac{dw}{dh} = \frac{[w^{2\sigma} - (w+1)\phi w^\sigma + w]^2}{w^\sigma G(w^\sigma)}. \quad (18)$$

This derivative is positive for  $w \in [\phi^{1/\sigma}, \phi^{-1/\sigma}]$ , which implies that  $w(h)$  is increasing in  $[0, 1]$ . This concludes the proof for the first statement.

From  $F(h, w) = 0$  defined above, differentiating with respect to  $\phi$ , we get:

$$\begin{aligned} \frac{\partial F}{\partial \phi} + \frac{\partial F}{\partial w} \frac{dw}{d\phi} &= 0 \iff \\ \frac{dw}{d\phi} &= - \frac{\partial F}{\partial \phi} \bigg/ \frac{\partial F}{\partial w}. \end{aligned}$$

Using (8) we get:

$$\frac{\partial F}{\partial \phi} = \frac{w^{\sigma+1} (w^{2\sigma} - 1)}{[w^{2\sigma} - (w+1)\phi w^\sigma + w]^2},$$

which is positive if  $h > 1/2$ , because the latter implies  $w > 1$  (because  $w$  is increasing in  $h$ ). As a result, we have  $dw/d\phi < 0$ . Therefore, the nominal wage  $w$  is decreasing in the freeness of trade when  $L$  is the largest region ( $h > 1/2$ ). Conversely, we have  $dw/d\phi > 0$  if  $h < 1/2$ . This concludes the proof of the second statement.  $\square$

## Appendix B - Interior Equilibria

### Proof of Lemma 2:

Taking the derivative of (10) with respect to  $h$ , substituting for  $w'$  using (18) from Appendix A, and evaluating at  $h^*$  using the short-run equilibrium condition given by (8), we reach:

$$\left. \frac{d\Delta u}{dh} \right|_{h=h^*} = \zeta \left\{ \left( \varphi w^{\sigma \frac{1-\theta}{\sigma-1}} + \frac{\psi}{w} \right) \left\{ \frac{(1-\phi^2) w}{w^{2\sigma} - [\varphi(w+1)w^\sigma] + w} \right\}^{\frac{1-\theta}{\sigma-1}} \right\}, \quad (19)$$

with:

$$\begin{aligned} \zeta &= \frac{w^{2\sigma} - [\phi(w+1)w^\sigma] + w}{(\sigma-1)[(\sigma-1)\phi + (\sigma-1)\phi w^{2\sigma} + (-2\sigma + \phi^2 + 1)w^\sigma]}; \\ \varphi &= w^{-\theta-\sigma} \{ \phi [\sigma + (\sigma-1)w] w^\sigma - 2\sigma w + w \}; \\ \psi &= (\sigma-1)\phi + (1-2\sigma)w^\sigma + \sigma\phi w. \end{aligned}$$

The fact that an interior equilibrium is stable if  $d\Delta u/dh < d[t(h) - t(1-h)]/dh$  at  $h = h^*$

concludes the proof.  $\square$

**Proof of Lemma 3:**

Suppose there exists a value of  $\phi = \phi_b \in (0, 1)$  such that  $\frac{d\Delta u}{dh}(\frac{1}{2}; \phi_b) = t'(\frac{1}{2}; \phi_b)$ . Let  $\Delta V = V_L - V_R$ . Then it is possible to show the following:

$$\begin{aligned} \frac{\partial \Delta V}{\partial h}(\frac{1}{2}; \phi_b) &= 0; \quad \frac{\partial^2 \Delta V}{\partial h^2}(\frac{1}{2}; \phi_b) = 0; \quad \frac{\partial \Delta V}{\partial \phi}(\frac{1}{2}; \phi_b) = 0; \\ \frac{\partial^2 \Delta V}{\partial h \partial \phi}(\frac{1}{2}; \phi_b) &= -\frac{4\eta \left(\frac{1+\phi_b}{2}\right)^{\frac{1-\theta}{\sigma-1}} [\theta(1-\phi_b) + 2\sigma + \phi_b - 3]}{(\sigma-1)^2(\phi_b+1)^2}; \end{aligned}$$

The last expression is negative if we assume that  $\sigma > 1 + \sqrt{2}/2$ . Next, we have:

$$\frac{\partial^3 \Delta V}{\partial h^3}(\frac{1}{2}; \phi_b) = \frac{16(\sigma-2)(2\sigma-3)(1-\phi_b)^3 \left(\frac{1+\phi_b}{2}\right)^{\frac{1}{\sigma-1}}}{(\sigma-1)^3(\phi_b+1)^3} - 2t''' \left(\frac{1}{2}\right).$$

If  $\frac{\partial^3 \Delta V}{\partial h^3} \neq 0$ , then, according to Guckenheimer and Holmes (2002), the model undergoes a pitchfork bifurcation at symmetric dispersion and a curve of partial agglomeration equilibria branches at  $\phi = \phi_b$ . If the pitchfork is supercritical ( $\frac{\partial^3 \Delta V}{\partial h^3} < 0$ ), the curve branches in the direction of  $\phi < \phi_b$  and partial agglomeration is stable. If it is subcritical ( $\frac{\partial^3 \Delta V}{\partial h^3} > 0$ ), it branches in the direction of  $\phi > \phi_b$  and partial agglomeration is unstable. The criticality of the bifurcation depends on the specific functional form of  $t(x)$ . This concludes the proof.  $\square$

**Proof of Proposition 2:**

Assume that partial agglomeration  $h^* = h \in (\frac{1}{2}, 1)$  exists and is stable. Then, according to Castro et al. (2022, Prop. 9, pp. 197), it becomes more symmetric if  $\frac{d\Delta u}{d\phi} < 0$ . We have:

$$\frac{d\Delta u}{d\phi} = \frac{\partial \Delta u}{\partial \phi} + \frac{\partial \Delta u}{\partial w} \frac{dw}{d\phi},$$

which, by using (8) and (10), becomes:

$$-\frac{w}{a_3} \left\{ a_1 \left[ \frac{(1-\phi^2)w^{\sigma+1}}{w^{2\sigma} - (w+1)\phi w^\sigma + w} \right]^{-\frac{\theta+\sigma-2}{\sigma-1}} + a_2 \left[ \frac{w(1-\phi^2)}{w^{2\sigma} - (w+1)\phi w^\sigma + w} \right]^{-\frac{\theta+\sigma-2}{\sigma-1}} \right\} \quad (20)$$

where:

$$\begin{aligned} a_1 &= w^{1-\theta} (\phi w^\sigma - 1) [-2\sigma + 2(\sigma - 1)\phi w^\sigma + \phi^2 + 1] \\ a_2 &= w^{-\sigma} (w^\sigma - \phi) [2(\sigma - 1)\phi + (-2\sigma + \phi^2 + 1) w^\sigma] \\ a_3 &= (\sigma - 1) [w^{1-\sigma} + w^\sigma - (w + 1)\phi] [(\sigma - 1)\phi + (\sigma - 1)\phi w^{2\sigma} + (-2\sigma + \phi^2 + 1) w^\sigma]. \end{aligned}$$

Notice that (20) is equivalent to

$$-\frac{w \left[ \frac{w(1-\phi^2)}{w^{2\sigma} - (w+1)\phi w^\sigma + w} \right]^{-\frac{\theta+\sigma-2}{\sigma-1}} \left( a_1 w^{-\sigma \frac{\theta+\sigma-2}{\sigma-1}} + a_2 \right)}{a_3}.$$

Thus, the sign of (20) is given by the sign of:

$$\Psi \equiv -\frac{a_1 w^{-\sigma \frac{\theta+\sigma-2}{\sigma-1}} + a_2}{a_3}.$$

Since  $w > 1$  for  $h \in (\frac{1}{2}, 1]$ , we have  $a_3 < 0$  because  $(w^{1-\sigma} + w^\sigma - (w + 1)\phi) > 0$  and

$$[(\sigma - 1)\phi + (\sigma - 1)\phi w^{2\sigma} + (-2\sigma + \phi^2 + 1) w^\sigma] < 0.$$

Next, taking the limit of  $\Psi$  as  $\theta \rightarrow +\infty$ , we get:

$$\lim_{\theta \rightarrow +\infty} \Psi = w^{-\sigma} (w^\sigma - \phi) [2(\sigma - 1)\phi + (-2\sigma + \phi^2 + 1) w^\sigma] < 0.$$

Differentiating  $\Psi$  with respect to  $\theta$  yields:

$$\frac{\ln(w) w^{-\frac{\sigma(\theta+\sigma-2)}{\sigma-1} - \theta + 1} (\phi w^\sigma - 1) [-2\sigma + 2(\sigma - 1)\phi w^\sigma + \phi^2 + 1]}{\sigma - 1},$$

which is positive because  $1 < w^\sigma < 1/\phi$  and  $[-2\sigma + 2(\sigma - 1)\phi w^\sigma + \phi^2 + 1] < 0$ . Thus,  $\Psi$  remains negative for all  $\theta \geq 0$ . We conclude that (20) is negative and thus  $\frac{d\Delta u}{d\phi} < 0$  for any  $\theta \in [0, 1) \cup (1, +\infty)$ . For  $\theta = 1$ , take  $u_i = \ln(C_i)$  to verify that the derivative is negative. We conclude that  $\frac{d\Delta u}{d\phi} < 0, \forall \theta \geq 0$ . This finishes the proof.  $\square$

## Appendix C - Logit heterogeneity

### Proof of Proposition 3:

When  $t(x) = -\mu \ln(1 - x)$ , we have:

$$t'(h^*) - t'(1 - h^*) = \mu \left[ \frac{1}{h(1 - h)} \right].$$

Using  $\theta = 1$  in  $\frac{d\Delta u}{dh}$  given by (19), and rearranging, partial agglomeration is stable if:

$$-\frac{w^{-\sigma-1} [w^{2\sigma} - (w+1)\phi w^\sigma + w]^2 \Gamma}{(\sigma-1)(w^\sigma - \phi)(1 - \phi w^\sigma)[(\sigma-1)\phi + (\sigma-1)\phi w^{2\sigma} + (-2\sigma + \phi^2 + 1)w^\sigma]} < 0, \quad (21)$$

where

$$\begin{aligned} \Gamma = & \phi [\mu(\sigma-1)^2 - 2\sigma + 1] + \phi [\mu(\sigma-1)^2 - 2\sigma + 1] w^{2\sigma} - \\ & - w^\sigma \{ \phi^2 [-(\mu+2)\sigma + \mu + 1] + (2\sigma-1) [\mu(\sigma-1) - 1] \}. \end{aligned}$$

The numerator of (21) except  $\Gamma$  is positive, and so is  $(w^\sigma - \phi)(1 - \phi w^\sigma)$ . We have:

$$(\sigma-1)\phi + (\sigma-1)\phi w^{2\sigma} + (-2\sigma + \phi^2 + 1)w^\sigma < 0.$$

Therefore, (19) holds if and only if  $\Gamma < 0$ , which gives:

$$\mu > \mu_p \equiv \frac{(2\sigma-1)(w^\sigma - \phi)(1 - w^\sigma \phi)}{(\sigma-1)[(2\sigma - \phi^2 - 1)w^\sigma - (\sigma-1)\phi w^{2\sigma} - (\sigma-1)\phi]}.$$

The condition for partial agglomeration in (21) holds for any interior equilibrium including symmetric dispersion  $h^* = 1/2$ . At symmetric dispersion we have  $w = 1$  and the condition above simplifies to:

$$\mu > \mu_d \equiv \frac{(2\sigma-1)(1-\phi)}{(\sigma-1)(2\sigma + \phi - 1)}.$$

The derivative of  $\mu_p$  with respect to  $X \equiv w^\sigma$  equals:

$$\frac{\partial \mu_p}{\partial X} = \frac{\sigma(2\sigma-1)(X^2-1)\phi(\phi^2-1)}{(\sigma-1)[(\sigma-1)(X^2+1)\phi - 2\sigma X + X\phi^2 + X]^2} < 0.$$

We can also see that  $\mu_p$  approaches zero as  $w^\sigma$  approaches  $\phi^{-1}$ . Therefore, we conclude that  $0 < \mu_p < \mu_d$ . We can show that symmetric dispersion undergoes a pitchfork bifurcation at  $\mu = \mu_d$ ,

following a procedure similar to that of the proof of Lemma 3 (see Appendix B) by replacing  $\phi$  with  $\mu$  as the bifurcation parameter. The corresponding derivatives have the same signs when evaluated at  $\mu = \mu_d$ . Furthermore, we have:

$$\frac{\partial^3 \Delta V}{\partial h^3}(\tfrac{1}{2}; \mu_d) = -\frac{64(1-\phi)\phi\{\sigma[\phi(\phi+2)+5]-\phi^2-3\}}{(\sigma-1)(\phi+1)^3(2\sigma+\phi-1)} < 0,$$

which ensures that the pitchfork is supercritical and proves that a branch of stable partial equilibria emerges in the direction of  $\mu < \mu_d$ . Since the state space is one-dimensional, multiple partial agglomeration equilibria require the interchange of stability between consecutive equilibria, which cannot happen when  $\mu \in (\mu_p, \mu_d)$ .<sup>9</sup> We thus have two possibilities: (i) if  $\mu \in (\mu_p, \mu_d)$ , partial agglomeration is the only stable equilibrium and is unique; and (ii) if  $\mu > \mu_d$ , symmetric dispersion is the only stable equilibrium.

Next, we know from the text that a partial agglomeration equilibrium always exists if  $\mu < \mu_d$ . Assume now, by way of contradiction, that  $\mu \in (0, \mu_p)$ . Then both dispersion and partial agglomeration are unstable. Since the state space is one-dimensional, there can be only one unstable partial agglomeration, which would require agglomeration to be stable. However, we know that agglomeration is always unstable, which implies that partial agglomeration is always stable. Hence,  $\mu \notin (0, \mu_p)$ . Therefore, symmetric dispersion is the only stable equilibrium if  $\mu > \mu_d$ ; otherwise, partial agglomeration is the only stable equilibrium.  $\square$

---

<sup>9</sup>This holds even if equilibria are irregular.