

Distributing Context-Aware Shared Memory Data Structures: A Case Study on Unordered Linked List

Raaghav Ravishankar*, Sandeep Kulkarni*, Sathya Peri[†], Gokarna Sharma[‡]

*Michigan State University, East Lansing, MI 48824, USA, {ravisha7, sandeep}@msu.edu

[†]IIT Hyderabad, Telangana, India, sathya_p@cse.iith.ac.in

[‡]Kent State University, Kent, OH 44242, USA, gsharma2@kent.edu

Abstract—In this paper, we focus on partitioning a *context-aware* shared memory data structure so that it can be implemented as a distributed data structure running on multiple machines. By context-aware data structures, we mean that the result of an operation not only depends upon the *value of the shared data* but also upon the previous operations performed by the same client. While there is substantial work on designing distributed data structures that are not context-aware (e.g., hash tables), designing distributed context-aware data structures has not received much attention.

We focus on the unordered list as a case study of the context-aware data structure. We start with a shared memory context-aware lock-free unordered linked list and show how it can be transformed into a distributed lock-free context-aware unordered linked list. The main challenge in such a transformation is to preserve properties of client-visible operations of the underlying data structure. We present two protocols that preserve these properties of client-visible operations of the linked list. In the first protocol, the distribution is done in the background as a low priority task, while in the second protocol the client-visible operations help the task of distribution without affecting client latency. In both protocols, the client-visible operations remain lock-free. Also, our transformation approach does not utilize any hardware primitives (except a compare-and-swap operation on a single word). We note that our transformation is generic and can be used for other lock-free context-aware data structures.

I. INTRODUCTION

In this paper, we focus on developing a distributed *context-aware* data structure. By *context-aware*, we mean that when a client invokes the data structure, its result depends upon previous invocations by the same client. Examples of a *context-aware* data structure are unordered lists, trees, etc. Specifically, if a client is traversing the list via the *next* operation, the result it gets depends upon previous invocations.

To illustrate the need for context-aware data structures, we focus with the list data structure. A list data structure supports primitives such as ‘head’ (start of the list), lookup (find a particular element in the list), next (find the successor element in the list) and so on. A list data structure is primitive under the restriction that the operations are invoked one after another. It can become complicated when multiple users are accessing the same list simultaneously. Either via synchronization (locks) (e.g., [16], [10]) or via lock-free algorithms (e.g., [21], [8]), we can extend it to the scenario where multiple threads can access the list concurrently on the same machine. For the scenario where multiple clients can access the list from different machines, we can use client-server architectures where a *single*

server maintains the list and each client makes their requests (head, lookup, next, etc.) to the server. However, all these approaches are limited to the case where the entire list resides on a single machine. Also, in this case, the throughput (the number of operations performed on the list in a given time) is limited to what the single machine can provide. If the size of the list grows beyond what can be stored in a single machine or the concurrent accesses to a list exceed what can be handled by a single machine, they cannot be utilized.

To deal with the situation where a single machine cannot host a data structure due to limitations of memory or the number of requests that can be handled in a given time, we can partition the data structure. For example, in case of a list, we can partition and distribute it to several machines, where each machine is responsible for handling the requests that are sent to it. In theory, by having, k different partitions, the throughput of the list increases by a factor k .

Distributed key value stores and distributed hash tables are some of the common data structures that support partitioning of data when a single machine cannot hold it due to memory limitations or due to the number of accesses it can handle in a given time. A key difference between these data structures and lists is that the former are not *context-aware*. Each request to the hash table (lookup/insert/delete) will result in the same outcome without regard to what the client had done earlier. For example, if a client calls insert(5) on hash table that currently contains {1, 2, 7} then the insert operation will change it to {1, 2, 7, 5} without regard to what the client had done previously. By contrast, suppose the list is of the form ⟨1, 2, 7⟩. Suppose a client performs ‘lookup(2);insert(5)’, both an ordered and an unordered list will be changed to ⟨1, 2, 5, 7⟩. By contrast, a client performs ‘lookup(1);insert(5)’ then an unordered list will change to ⟨1, 5, 2, 7⟩, whereas an ordered list will still become ⟨1, 2, 5, 7⟩. In other words, the semantics of insert(5) will depend on the previous operations performed by the unordered list client. This happens due to the fact that when clients perform an operation (e.g., lookup) on a list they get a reference to an element in the list. And, this reference affects the subsequent operation, making the underlying data structure client context-aware.

This context-aware behavior is not only present in unordered lists but various other data structures (trees, heaps, etc.). Hence, an algorithm for a partitioned unordered list can be extended into an algorithm for these data structures.

Contributions of the paper: We focus on the question of *transforming* a concurrent shared memory algorithm for context-aware data structure into a distributed protocol so that the data structure can be split into multiple machines. The protocol is executed by a set of machines (or *servers*) that can only communicate via message-passing. We do a case-study of an unordered linked list. Specifically, we present a protocol for transforming a concurrent shared memory implementation of an unordered linked list into a distributed unordered linked list. We separate the linked list operations into two categories: *client-visible* operations that clients perform on the list and *client-invisible* operations that a system performs in the background. It is simple to achieve this either by weakening the guarantees of client-visible operations or, by blocking all write operations while a part of the list is being moved from one server to another, for load balancing. However, it is challenging to achieve the transformation without losing both the client guarantees of the shared memory list, and the availability of client-visible operations.

To address this challenge, we first illustrate a lock-free context-aware list with `Next`, `Lookup`, `InsertAfter` and `Delete` as its client-visible operations, and present two protocols that transform the list in a way that the client-visible operations are never blocked and their operation semantics are preserved even when a part of the list is moved from one server to another.

In addition to read and write instructions, our transformation protocols use (single-word) compare-and-swap (CAS) operations and atomic integer variables, both of which are commonly supported by many modern processors including Intel 64 and AMD64. To our knowledge, this is the first such transformation for context-aware data structures.

In order to achieve successful transformation we introduce the notion of sublists within a list. We add operations to *split* a given sublist into multiple sublists and on an as-needed basis, *move* a sublist to another server and thereby *switch* its server ownership. We also ensure that these client-invisible operations (e.g., garbage collection, load balancing, etc.) do not interfere with client-visible operations (e.g., insert, delete, etc.) on the list.

Outline of the paper: The rest of the paper is organized as follows. Section II first presents a concurrent, shared memory, unordered linked list and then an approach for distribution and an API for a distributed linked list. Section III discusses the requirements of a transformation protocol, by defining a set of operations to *support* the transformation. We then present two transformation protocols: Aborting Move (AM) in Section IV, and Temporary Replication (TR) in Section V. Section VI compares the protocols and provides ways to further augment the linked list without losing the ability to support the transformation. Related work is then discussed in Section VII. Finally, Section VIII concludes the paper with immediate extensions and a short discussion on future work.

II. SYSTEM ARCHITECTURE

In this paper, we illustrate our transformation protocols by transforming the implementation of a *typical linked list* so that the list elements can be distributed across several machines. We consider the model where the list items are maintained by a set of servers. While the number of servers can vary dynamically, we assume that the clients are aware of the identities of all the servers that are assigned to maintain the list. Clients request operations, and perform them in one or more servers.

In Section II-A, we discuss a simple concurrent implementation for unordered linked list. In Section II-B, we discuss our approach for distributing this linked list. Finally, using both of these, in Section II-C, we discuss the API for the distributed linked list.

A. A lock-free shared memory unordered linked list

In this section, we recall a simple implementation of the list. Algorithm 1 shows the data structure of an element (also referred to as *item* or *node*) in the list. Key is the value used to Lookup for this node. The node can additionally be equipped to store payload data. To mark some special nodes such as sentinel nodes, Key reserves a few values such as the `Head` and `Tail` of the list. Figure 1 shows a sample list, with a head node SH, a tail node ST and 6 nodes contained inside it.

1) *Algorithm:* Algorithm 1 showcases the implementation of the list operations. While the algorithm has been inspired from [8], the linked list in this paper is unordered, as, inserts in an ordered list are not context aware. Additionally, the approach has been simplified by having the mark bit in [8] as the *isDeleted* member for an item and insertions instead done by a Restricted Double Compare Single Swap (RDCSS) [9] operation. RDCSS takes five arguments: first two being a memory location and a value to be compared against the value in the memory location and the last three being a memory location, a compared value and the new value for the second location if both of the comparisons resulted as true. We interpret the returned value as true if the value had changed as intended, and false if value did not change as intended.

The `InsertAfter` operation first creates a temporary element and sets its *next* element (Line 12). Then, *RDCSS* is used to insert this element in the list. Specifically, the *RDCSS* statement on Line 16 checks that $prev.next = temp$ (i.e., *prev.next* has not changed between Lines 12 and 15), and the element has not been deleted since checking it on Line 9). If this is satisfied, it sets *prev.next* to be *temp*, thereby inserting the element in the list. If multiple elements are being inserted simultaneously, or the element gets deleted in the middle, *RDCSS* will fail and the `InsertAfter` operation will be retried.

The `Delete` operation sets *isDeleted* to true if the element was not deleted previously. If the element was deleted previously, it returns a failure (Line 22).

Lookup operations goes through the list to see if the key is present. Either it returns one or more `ItemRef` (s) that contain the given key, or it returns 'Not found'.

Algorithm 1: A lock-free unordered linked list

```

1 struct Item {
2   Key key,
3   ItemRef next,
4   Boolean isDeleted
5 }
6
7 ItemRef InsertAfter(ItemRef prev, Key key):
8   repeat
9     if prev.isDeleted then
10      return "Failed : Node not found"
11    end
12    temp ← prev.next
13    newItem ← new Item()
14    newItem.next ← temp
15    newItem.key ← key
16  until rdcss(&prev.isDeleted, false, &prev.next, temp, newItem)
17  return newItem
18 end
19 Status Delete(ItemRef prev):
20   repeat
21     if prev.isDeleted then
22      return "Failed : Node not found"
23    end
24  until cas(&prev.isDeleted, false, true)
25  return "Success"
26 end
27 ItemRef Lookup(Key key):
28   resultSet ← nil
29   curr ← Head().next
30   while curr.key ≠ Tail do
31     if curr.key = key and curr.isDeleted = false then
32       resultSet.add(curr)
33     end
34     curr ← curr.next
35   end
36   return resultSet
37 end
38 ItemRef Next(ItemRef prev):
39   curr ← prev
40   repeat
41     curr ← curr.next
42   until curr.isDeleted = false
43   return curr
44 end

```

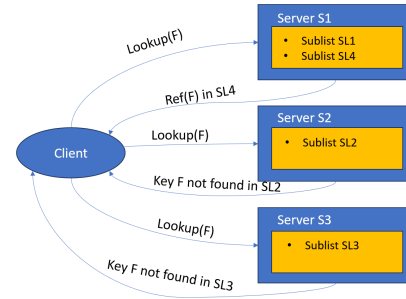


Fig. 1: A sample list

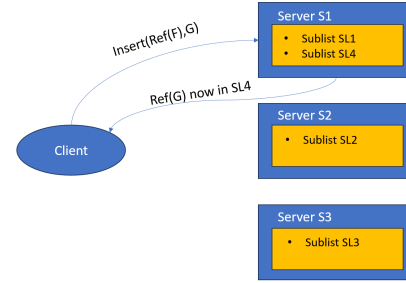
Finally, the implementation of `Next` identifies the `next` element that is not yet deleted.

2) *Properties of Algorithm 1*: The properties of Algorithm 1 are as follows. The operations `Next`, `InsertAfter` and `Delete` are *linearizable* ([12]). The linearization point for `InsertAfter` (respectively, `Delete`) is Line 16 (respectively, Line 24) when the `RDCSS` operation (respectively, `CAS`) completes successfully and, hence, becomes the linearization point of `RDCSS` [9]. The linearization point of `Next` is either just before any concurrent `InsertAfter` operations that took effect during `Next`, or after Line 42, when the operation finds an element that is not yet deleted, whichever of the two events happens earlier. These properties follow from the semantics of the `CAS` and `RDCSS` operations.

The property of `Lookup` is as follows: If a particular instance of key k is present throughout the `Lookup` operation, then that instance of k will be included in the response of `Lookup(k)`. A `Lookup` may return ‘Not found’ if no item with the given key



(a) A lookup fetching items from all servers that owns a sublist.



(b) An `InsertAfter` request sent to the server that owns the item at which the insertion is to take place

Fig. 2: Illustrating the architecture with operations

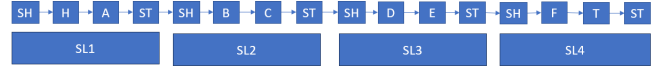


Fig. 3: A list being composed of a set of 4 sublists

has persisted for the entire duration of the `Lookup` operation.

A list can, however, be implemented in a way that the lookup operation is also linearizable. The intuitive idea is to take a snapshot (by [15] or [20]) of a key in the list to determine if the key is present. However, we consider a simpler `Lookup`, as our focus is on *distributing* the list rather than implementing a list with specific properties.¹

B. Approach for Distribution

In this section, we propose the architecture of the proposed distributed linked list. Here, a list is divided into multiple sublists, and these sublists are distributed across a set of servers. Similar to a typical list implementation that adds a dummy `Head` and `Tail` nodes to simplify dealing with the first and the last element, each sublist has dummy elements `SubHead` and `SubTail`.² Each server maintains a `Registry` that provides the `SubHeads` of all the sublists that it *owns*.

Consider a linked list that is composed of 4 different sublists as shown in Figure 3. Here, the list is $\langle A, B, C, D, E, F \rangle$

¹Note that if Algorithm 1 were changed to provide a linearizable `Lookup`, then our transformation approach will also translate it into a distributed list with linearizable `Lookup`.

²Additionally we have `DummyNode` as a special node, as will be discussed in Section IV.

that is split into four sublists, SL_1 , SL_2 , SL_3 and SL_4 . The sublists are on servers S_1 , S_2 and S_3 as shown in Figure 2.

To define the list API, we rely on an opaque data type `ItemRef` (or `Ref`, for short). Specifically, `ItemRef` for an item provides a unique reference to that item. One possible implementation idea is that `ItemRef` can be a combination of the physical address and the id of the server it resides in.

As illustrated in Figure 2(a), at the time of a Lookup for a key F , a client broadcasts its request to all servers. The client will receive matching nodes from every server that has a node of the requested key(F) and a ‘*Not Found*’ type response from those that do not have the key. A stub added to the client will read all these responses and decide on a node of its choice, possibly from reading payload data contained within the node. We can strengthen it to require the first occurrence as discussed in Section VI. If all servers return *Not Found* then the stub returns the same result to the client.

An `InsertAfter` operation, as illustrated in Figure 2(b), requires a Lookup operation to fetch the node at which an insertion can happen. For example, if we do a lookup for key F then it will return a reference to an element in SL_4 . `InsertAfter(Ref(F), G)` will now only be sent to server S_1 that is hosting SL_4 .

If sublists maintained at different servers grow/shrink at different sizes then it would be necessary to rebalance the load across different servers. This will require additional mechanisms that are client-invisible in nature. We discuss them in Section III. The described protocols are for transforming one concurrent shared-memory linked list into a distributed list. However, as will be discussed in Section VI, the approach can easily be extended to support multiple linked lists.

C. API for Distributed Linked List

Based on the discussion in Section II-B, in this section, we identify the API semantics for the unordered singly linked list of Section II-A1.

The semantics of these operations is based on the implementation in Section II-A, that resides on a single machine. If the underlying implementation of the shared memory list is to be changed, it can be designed to maintain that specification in the distributed list as well. We discuss this in Section VI.

- `ItemRef Head()`: The `Head()` operation provides a reference to the first element in the list. The first element is non-mutable and is always a dummy element.³
- `ItemRef Tail()`. Similar to the `Head` operation, the `Tail()` operation provides a reference to the last element in the list. The last element is non-mutable and is always a dummy element.
- `(ItemRef, Item) GetItem (ItemRef)`: The `GetItem` operation takes a reference to a list node as parameter, and returns the data structure of the node contained within it. Also, if the item has moved since `ItemRef` was obtained by the client, it provides the new address and the location

³Since the implementation of `Head`, `Tail` and `GetItem` is straightforward, we omit them in further discussion.

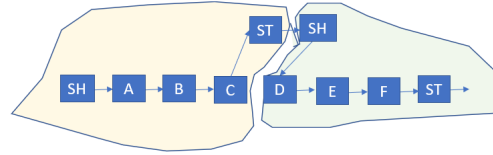


Fig. 4: Splitting of a sublist inserts a block containing two nodes at the chosen point of `Split`

of the new server where the item resides. In many cases, we only need one of the return values of `GetItem`. Hence, for simplicity of presentation, we overload `GetItem` to return just `Item` or `ItemRef` alone.

- `ItemRef Lookup(key)`: The lookup operation takes a key and looks for an element with that key in the list. As described in Section II-A2, Lookup operations guarantee the following: If a key is present in multiple items, all of the instances encountered during traversal are returned. A lookup operation may return ‘*Not found*’ if no item with the given key has persisted for the entire duration of the Lookup operation.
- `ItemRef InsertAfter (ItemRef, Key)`: `InsertAfter` will insert a new element of the provided key at the referenced item and return the newly inserted element. For example, suppose the list is $\langle H, 5, 2, 7, 9, T \rangle$. Upon invoking `InsertAfter(Ref(7), 6)`, the resulting list becomes $\langle H, 5, 2, 7, 6, 9, T \rangle$, and the response will contain the newly inserted element, `Ref(6)`.
- `ItemRef Next(ItemRef)`: This will return the reference to the next element in the list. For example, if `Next(Ref(2))` is invoked on $\langle H, 5, 2, 7, 9, T \rangle$, then the returned value will be `Ref(7)`. Note that reference is unique to a specific item in the list. For example, if the list were $\langle H, 5, 2, 7, 2, 9, T \rangle$, then the reference to the duplicate element is different. If `Next()` is called on the first reference, then the return value will be `Ref(7)`. If `Next()` is called on the second reference, then the return value will be `Ref(9)` instead.
- `Delete (ItemRef)`: Logically delete the element pointed by `ItemRef`. If the element was deleted earlier, the operation will be unsuccessful. `Delete` cannot be invoked on `Head` or `Tail`. The deleted nodes are de-linked and garbage collected by a background server process (e.g., [5], [13]), at a time that is most convenient for the server. It is only required that the garbage collection removes the node when there is no other thread referring to these deleted items.

III. REQUIREMENTS OF THE TRANSFORMATION

When a distributed list contains a sublist SL , that grew beyond a certain size, it needs to be *split* into two sublists (say, SL_1 and SL_2). Additionally, when the server hits its throughput limit, it can *move* some of its sublists to a different server, to increase the throughput of the distributed list.

With this motivation, we introduce three new client-invisible operations, `Split`, `Move` and `Switch`. The semantics of these operations is given below:

- (`ItemRef`, `ItemRef`) `Split` (`SubHead`, `node`): The requirement of the `Split` operation is to successfully split a given sublist into two new smaller sublists. This is achieved by inserting a `SubTail` followed by another `SubHead` at the point at which the given sublist is to be separated. At the end of the operation, `Split` must additionally add the new `SubHead` to the `Registry` and return the inserted `SubTail` and the inserted `SubHead` as a pair. For example, if `Split` is called on the list in Figure 4 on item `C`, then it will result in two sublists, $SL_1 = \langle A, B, C \rangle$ and $SL_2 = \langle D, E, F \rangle$. `Split` returns the `SubTail` inserted after `C` and the `SubHead` inserted before `D` after adding that `SubHead` to the `Registry`.
- `Move` (`SubHead`, `serverId`): The requirement of the `Move` operation is to successfully move all nodes of a sublist from a server, say S_1 , to a server given by the id of the server, say S_2 . At the end of the `Move` operation, the sublist present in S_2 should be the most recent version of the sublist and any future update on the sublist should be reflected in S_2 .
- `Switch` (`SubHead`, `serverId`, `SubHead`): The `Switch` operation is required to take in the local and remote subheads of the moved sublist, seamlessly de-link the local (stale) sublist, and replace it with the moved (active) sublist without losing availability of the sublist during the process. After the switch, the stale sublist is free to be physically deleted.

Assumptions:

- We do not make assumptions on how a server decides when a sublist should be `Split` or which sublist should be moved and where. Some possible approaches are (1) keeping a count to limit the number of items in a sublist, (2) ensuring that the number of items on different servers are *close to one another*. We only focus on ensuring that these client-invisible operations do not violate the properties of the underlying data structure.
- Since client-invisible operations are self-invoked by the server, we assume that at most one operation from `Split`, `Move`, and `Switch`, is active on a given sublist. Additionally, with the same reasoning, we disable any physical deletion mechanisms during these operations.
- When a sublist SL is moved from server S_1 to server S_2 , it is possible that a client still has a reference of SL items from server S_1 . These address references prevents deletion of the stale sublist. To enable S_1 to physically delete the stale sublist, we require that each `ItemRef` in the list to have a maximum expiration time and a request timeout period. We refer to the sum of these two quantities as θ . If a client needs to keep the referenced item for a longer duration, it needs to *refresh* it using `GetItem`.

IV. ABORTING MOVE (AM) PROTOCOL

In this section, we present our AM protocol for a distributed list that does not use locks. Rather, it relies on prioritizing client-visible operations over client-invisible operations.

A. General Idea

The general idea behind AM protocol is to treat the `Move` operation as the operation of least priority, that could be aborted in case of a concurrent update. To achieve this, we use atomic counters, `startCount` and `endCount`, for each sublist. We initialize these counters to 0. All update operations (`InsertAfter`, `Delete`) atomically increment the `startCount` when they start, and atomically increment the `endCount` when they finish.

A `Move` operation on a sublist from S_1 to S_2 , first, makes a copy of `endCount`. At the end of the move, this value of `endCount` and the current value of `startCount` are compared to determine if an update operation occurred during the move. If an update operation occurred on any element in the sublist, the `Move` operation is restarted. On the other hand, if no update operations occurred, then all future updates are sent to S_2 .

B. Data Structure of an Item

Algorithm 2 shows the data structure for any node in the linked list designed using AM protocol. In addition to Algorithm 1, each node has two pointers to the `AtomicInteger` variables, `startCount` and `endCount`, associated with the sublist the node is present in. These counts, the `SubTail` of the previous list, and another integer, `offset`, will reside in the `Registry` as properties of the sublist corresponding to that entry. Additionally, a `newLocation` variable is present in each node to provide the new location for the item in case it has been moved to another server. It is of type `ItemRef`, and so has a `serverID` and a physical address contained within it.

Algorithm 2: AM Protocol Data Structure

```

1 struct Item {
2   Include key, isDeleted and next from Algorithm 1
3   AtomicInteger *startCount, *endCount
4   //Here * indicates reference-type members
5   ItemRef newLocation //Remote node location
6 }

```

7 *Registry: Each entry refers to a sublist by storing its SubHead pointer as key and a tuple value containing {startCount, endCount, offset, the subtail of its previous sublist }*

C. Algorithm

In this section, we describe the AM protocol in detail. The pseudo code for the methods in this protocol are in Algorithms 3, 4, 5 and 6. We describe these operations, as follows:

Split(Algorithm 3): The `Split` operation showcased in Algorithm 3, creates a `DummyNode` and a `SubHead` that is next to the `DummyNode`. It then inserts the `DummyNode` into the sublist (Line 8).

Before the new sublist is added to the `Registry`, it additionally needs its own `startCount` and `endCount` variables. Hence, two new counter variables (`newStartCount` and `newEndCount`)

are created (Lines 14 and 15). After the Split of a sublist SL into SL_1 and SL_2 , sublist SL_1 will use the counters ($startCount$ and $endCount$) associated with the original sublist SL and the sublist SL_2 will use the new counters. Hence, pointers to all elements in SL_2 are changed to $newStartCount$ and $newEndCount$.

During the course of this operation, it is possible that an update operation increments $startCount$ of SL but increments $newEndCount$ that will belong to SL_2 . This violates the expected invariant that $startCount - endCount$ of a sublist is 0 when no update operation is pending.

We fix the problem as follows: instead of maintaining the invariant ($startCount - endCount = 0$) when no update operation is pending, we maintain ($startCount - endCount = offset$), where $offset$ is a parameter of the sublist that only changes when the sublist is Split. Given the original sublist SL , we have $startCount - endCount = offset_{SL}$ when no update operation is pending. Even if an update operation increments $startCount$ but increments $newEndCount$, the following invariant will remain true during the Split operation if no update operation is pending: $(startCount - endCount) + (newStartCount - newEndCount) = offset_{SL}$. Furthermore, $(startCount - endCount) + (newStartCount - newEndCount) > offset_{SL}$ if an update is pending.

Hence, we compute $(startCount - endCount) + (newStartCount - newEndCount)$ to determine if it is equal to $offset_{SL}$. When they are equal, we know that no update operation is pending on SL_1 and SL_2 , thereby finding the new offsets on a snapshot. Thus, offsets of SL_1 and SL_2 can be set to the computed $(startCount - endCount)$ and $(newStartCount - newEndCount)$ respectively.

Finally, Split adds the new SubHead to the Registry and truncates the first half of the original sublist by relabelling the DummyNode as a SubTail. The node was initially a DummyNode in order to not truncate Lookup operations until the next sublist is added into the Registry in Line 22.

InsertAfter, Delete (Algorithm 4): InsertAfter and Delete increment the $startCount$ associated with the sublist before executing, and increments $endCount$ after executing the operation. If the value of the $startCount$ is negative, it indicates that the node has been moved (the underlying rationale is explained in Move). Hence, the operation is forwarded or *delegated* to the new machine where it is now active. Otherwise, the operation is identical to any lock-free implementation of the corresponding operation.

Lookup, Next (Algorithm 5): Lookup and Next operations additionally check if $startCount$ is negative, to know if the list has been moved. Subsequently, Lookup traverses each sublist until it reaches SubTail. If a matching key is found and is not *stale* (i.e., the $startCount$ is not negative) then it is added to the set of items that are returned by Lookup. If *stale*, the result of Lookup is fetched from the machine where the item is currently active.

In the case of Next operation, a distributed list traversal additionally requires handling of next pointer when encountering a SubTail as the immediate next node. When not nil,

this next pointer points to the SubHead of the next sublist, and so the operation delegates the request as Next(SubHead) to the server given by the server ID parameter of the next pointer in the SubTail.

Move (Algorithm 6): Move operation moves a sublist from a server S_1 to a server S_2 . First, the current $endCount$ value of the sublist is stored in $counterTemp$ (Line 2), before attempting to move the entire sublist one node at a time. By the property of offset discussed above, when all elements in the sublist are copied, and $startCount - counterTemp = offset$, it indicates that no update operations overlapped with the Move operation. In such a scenario, the copy of the list on S_1 and S_2 are identical at Line 10. Hence, Move completes successfully and sets $startCount$ to $-\infty$, thereby forcing $startCount$ to stay negative after any future increments. From this point onwards, client-visible operations for the sublist will observe $startCount$ to be negative and will delegate their requests to S_2 . If the CAS in Line 10 fails, Move operation is aborted (by deleting the moved nodes from S_2) and restarted (by Lines 13 and 14, respectively).

Switch (Algorithm 6): Switch operation switches the ownership of a sublist (say SL_2) to a moved server (say S_2). To achieve this, S_1 de-links its sublist from the list traversal, by making the SubTail of its preceding sublist point to the moved version in S_2 (Line 27), and requests S_2 to add SL_2 to its Registry, thereby enabling S_2 to serve Lookup operations of SL_2 (Line 29). After this, S_1 has to only wait until all clients lose references to its stale nodes (Line 30) and then safely remove SL_2 from its Registry and physical memory.

Delegations: Delegations are messages sent when switching ownership of a sublist from S_1 to S_2 . During Switch operation, S_2 is the server containing the active references of the sublist. However, requests may arrive at S_1 , as clients do not know about the Move. Delegations forward these requests to S_2 . For Next, InsertAfter and Delete operations, the delegation messages have client information attached, so S_2 can perform the corresponding operation and return the response directly to the client. In the case of Lookup, the matching node for the requested sublist is sent back to S_1 , which in turn returns it to the client as part of its set of matching nodes. This maintains the Lookup property that each server sends one response to the client, containing a set of key-matching nodes.

D. Correctness of AM Protocol

The client-visible operations of the AM protocol retain the same properties discussed in Section II-A2. The condition for Split operation on a sublist to complete is a momentary write-free period on the sublist after the Split execution reaches Line 21 of Algorithm 3. The condition for Move operation to complete is a write-free period on the sublist for the duration of the attempted Move. The Switch operation does not need special conditions to complete and happens after a bounded amount of time. For reasons of space, the proofs are delegated to Appendix A.

Algorithm 3: Split in AM Protocol

```
1 (ItemRef,ItemRef) Split(ItemRef SL, ItemRef node):
2   ST ← new DummyNode()
3   SH ← new SubHead()
4   ST.next ← SH
5   repeat
6     next ← node.next
7     SH.next ← next
8   until cas(&node.next, next, ST)
9   curr ← SH
10  newStartCount ← new AtomicInteger(0)
11  newEndCount ← new AtomicInteger(0)
12  repeat
13    prev ← curr
14    curr.startCount ← &newStartCount
15    curr.endCount ← &newEndCount
16    curr ← curr.next
17  until prev.key = SubTail
18  repeat
19    a1 ← newStartCount - newEndCount
20    a2 ← node.startCount → get() - node.endCount → get()
21  until a1 + a2 = Registry.get(SL).getOffset()
22  Registry.add(SH, {newStartCount, newEndCount, a1, ST})
23  Registry.get(SL).setOffset(a2)
24  ST.key ← SubTail
25  return (ST, SH)
26 end
```

Algorithm 4: Updates in AM Protocol

```
1 ItemRef InsertAfter(ItemRef prev, Key key):
2   prev.startCount → increment()
3   if prev.startCount → get() < 0 then
4     Send DelegateInsertAfter(prev.newLocation, item, clientInfo) to
      prev.newLocation.getId()
5     return
6   end
7   repeat
8     Create a newitem of given key and copy all other item values
9     from prev, similar to Lines 9 to 15 of Algorithm 1
10  until rdcss(&prev.isDeleted, false, &prev.next, temp, newitem)
11  prev.endCount → increment()
12  return newitem
13 end
14 Delete(ItemRef prev):
15   prev.startCount → increment()
16   if prev.startCount → get() < 0 then
17     Send DelegateDelete(prev.newLocation, clientInfo) to
      prev.newLocation.getId()
18     return
19   end
20   repeat
21     if prev.isDeleted then
22       return "Failed : Node not found"
23     end
24   until cas(&prev.isDeleted, false, true)
25   prev.endCount → increment()
26   return "Success"
```

V. TEMPORARY REPLICATION (TR) PROTOCOL

In TR protocol, instead of aborting the Move operation as in the AM protocol, we let the update operations *help* complete the Move in a way that does not impact the latency of the update request, as perceived by the client.

A. General Idea

Consider the case where a sublist SL , as described in Figure 1 is being moved from server S_1 to server S_2 . Similar to previous methods, TR moves the sublist in order, i.e., first, the element A , then B and so on. If there are updates done at an item that was moved, then that change is communicated to

Algorithm 5: Lookup , Next in AM Protocol

```
1 ItemRef[] Lookup(Key key):
2   result ← nil
3   for (SH in Registry.getSubheads()) do
4     result ← result ∪ (LookupSublist(SH, key))
5   end
6   return result
7 end
8 ItemRef[] LookupSublist(ItemRef head, Key key):
9   resultSet ← nil
10  if curr.startCount → get() < 0 then
11    return SendDelegateLookup(head.newLocation, key) to
      head.newLocation.getId()
12  end
13  curr ← head.next
14  while curr.key ≠ SubTail do
15    if curr.key = key and curr.isDeleted = false and
16       curr.startCount → get() ≥ 0 then
17      resultSet.add(curr)
18    end
19    curr ← curr.next
20  end
21  if curr.startCount → get() < 0 then
22    return SendDelegateLookup(head.newLocation, key) to
      head.newLocation.getId()
23  end
24  return nil
25 ItemRef Next(ItemRef prev):
26   curr ← prev
27   repeat
28     curr ← curr.next
29   until curr.key ∉ {DummyNode, SubHead} and
      curr.isDeleted = false
30  if curr.startCount → get() < 0 then
31    Send DelegateNext(prev.newLocation, clientInfo) to
      prev.newLocation.id
32    return
33  end
34  if curr.key = SubTail then
35    if curr.next.getId() = myId then
36      return Next(curr.next, client)
37    end
38    Send DelegateNext(curr.next, client) to curr.next.getId()
39    return
40  end
41  return curr
42 end
```

S_2 by a Replicate message. Until the Switch operation, all client requests (Lookup, InsertAfter, etc.) are completed by S_1 . Switch to S_2 occurs when all Replicate messages have been *replayed* in S_2 , at which point the sublist SL of S_1 and S_2 are momentarily identical. (The mechanism to detect the point when no Replicate messages are pending, is discussed later.)

TR and AM share the same Split and Switch operations. However, the Move operation in TR becomes more involved to accommodate Replicate messages.

Continuing with the example above, suppose the Move operation is moving element B and a client invokes InsertAfter(Ref(D), G) (respectively, Delete(Ref(D))), then G will be inserted (respectively, D will be deleted) on S_1 . The Move operation will move D while moving the elements one at a time. On the other hand, if there is InsertAfter(Ref(A), G) then Move operation will not move the new element G . Instead, it will be transferred by a Replicate message. It is possible that there are concurrent InsertAfter(Ref(A), N_1) and InsertAfter(Ref(A), N_2) calls. If this happens, the inserting order of N_1 and N_2 must be

Algorithm 6: Move in AM Protocol

```
1 Move(ItemRef head, Integer newServerId):
2   counterTemp ←
   head.endCount → get() + Registry.get(head).getOffset()
3   remoteSH ← MoveItem(nil, head, newServerId)
4   curr ← head
5   remoteRef ← remoteSH
6   repeat
7     curr ← curr.next
8     remoteRef ← MoveItem(remoteRef, curr, newServerId)
9   until curr.key = SubTail
10  if cas(&head.startCount, counterTemp, -∞) then
11    Switch(head, newServerId, remoteSH)
12  else
13    Instruct the server with server ID as newServerId, to delete the
      moved nodes starting from remoteSH, and wait for its
      acknowledgement
14    Move(head, ST, newServerId)
15  end
16 end
17 ItemRef MoveItem(ItemRef remotePrevRef, ItemRef currRef, Integer
  newServerId):
18  response ←
   SendMove(remotePrevRef, currRef.getItem()) to
   newServerId
19  currRef.newLocation ← response
20  return response
21 end
22 Switch(ItemRef head, Integer newServerId, ItemRef remoteSH) :
23  ST ← Registry.get(head).getPrevSubtail()
24  if ST.startCount → get() < 0 then
25    Request responsible server from ST.newLocation.getSld() to update
      next of ST.newLocation to remoteSH and wait for
      acknowledgement
26  else
27    ST.next ← remoteSH
28  end
29  response ← Send Switch(head.newLocation, ST) to newServerId
30  Wait for  $\theta$  time
31  Registry.remove(head)
32  Mark sublist for deletion
33 end
34 ItemRef MoveReceive(ItemRef prev, Item item):
35  if item.key = SubHead then
36    SH ← new SubHead()
37    ST ← new SubTail()
38    newStartCount ← new AtomicInteger(0)
39    newEndCount ← new AtomicInteger(0)
40    SH.startCount, ST.startCount ← &newStartCount
41    SH.endCount, ST.endCount ← &newEndCount
42    SH.next ← ST
43    return SH
44  else
45    if item.key = SubTail then
46      (prev.next).next ← item.next
47      return prev.next
48    else
49      newItem ← InsertAfter(prev, key)
50      return newItem
51    end
52  end
53 end
54 SwitchReceive(ItemRef head, ItemRef prevSubtail):
55  Registry.add(head, {head.startCount, head.endCount, 0, prevSubTail})
56  return "Success"
57 end
```

identical on S_1 and S_2 , even if the corresponding Replicate messages reach S_2 in an arbitrary order.

In the above example, $\text{InsertAfter}(\text{Ref}(A), N_1)$ and $\text{InsertAfter}(\text{Ref}(A), N_2)$ can be processed as soon as they are received. However, if there is an $\text{InsertAfter}(\text{Ref}(N_1), N_3)$ then this must be processed after $\text{InsertAfter}(\text{Ref}(A), N_1)$. Likewise, if there is a $\text{Delete}(\text{Ref}(N_1))$ then it must be processed after $\text{InsertAfter}(\text{Ref}(A), N_1)$.

Note that the above challenge cannot be overcome with

just FIFO channels, because a thread can be preempted just after the $RDCSS$ operation (that adds the element), which will delay the sending of the corresponding Replicate message. To account for this and reconstruct the same sublist on S_2 , we affix a unique logical timestamp to each node that is inserted into the sublist. The timestamp is fetched from a logical clock of the server, that is incremented each time a new node is inserted into the list. Using the timestamp and the operation information (previous item and new item), the receiving server will find the right place to insert the node.

B. Data Structure of an Item

On top of the structure in Algorithm 2, the TR requires a logical timestamp and a server ID (of inserting server) as additional members of its structure. The logical timestamp helps order insertion events that take place in a sublist and the server ID, along with the logical timestamp, helps to uniquely identify a node in the remote server.

Algorithm 7: TR Protocol Data Structure

```
1 struct Item {
2   Include key, isDeleted, next, newLocation, startCount and endCount from
   Algorithm 2
3   Integer ts, //logical timestamp
4   Integer sld //ID of the inserting server
5 }
6
7 Registry: Same as Line 7 in Algorithm 2
8 Each server additionally has a logical clock LC that gets incremented during
   insertions
```

C. Algorithm

The pseudo code of TR protocol shares the same pseudo code as AM protocol for Split, Lookup, Next and Switch operations. The pseudo code in Algorithms 8, 9 and 10 describe the following operations that remain:

InsertAfter, Delete (Algorithm 8): The update operations of TR protocol is the same as in the AM protocol in the absence of a concurrent Move. After returning a response to the client, in TR protocol, the updates will also send Replicate messages (Lines 4 and 17) of the update event when there is an ongoing Move. During the Move, the endCount increment is instead done after the update replay is successful (Lines 11 and 23). To support replay of inserts in the right order, InsertAfter operation assigns a logical timestamp to the item being inserted (Line 2). Note that if CAS fails, then the InsertAfter operation obtains a new timestamp. This ensures that if $\text{InsertAfter}(\text{prev}, N_1)$, $\text{InsertAfter}(\text{prev}, N_2)$ are invoked, and N_1 is inserted before N_2 , then the timestamp of N_1 will be lower than that of N_2 . These timestamps are used during Move, to help S_2 insert the items in the same order as S_1 .

Move (Algorithm 9): The Move operation at a server S_1 calls MoveItem at Line 2, to recursively traverse and move the sublist to a server S_2 . It will return the remote SubHead after Move, to begin Switch phase. During the Move process, concurrent update operations that occur on the moved items of the sublist, have to be replicated, before the Move phase

is completed. In order to achieve this, S_1 sends Replicate messages (described later) to S_2 for each update operation. S_2 will use the update timestamp to replay the replicated event and reconstruct the sublist present in S_1 . Thus, the Move operation formally completes when both the recursive traversal has reached the SubTail of the sublist and additionally, S_2 has communicated the successful replay of each Replicate message S_1 had sent to it. When the CAS of Line 17 first detects this point, startCount is set to $-\infty$ by that CAS (as in the AM protocol) to complete the Move (Line 17) and begin the Switch operation (Line 3).

Replicate (Algorithm 10): Replicate is not a new operation, but a type of message sent upon doing operations at a node marked with a *newLocation* instead. Replicate messages ensure that updates concurrent with a Move do not go unnoticed by S_2 . S_2 then picks up on these updates and replays the events to reconstruct the sublist in S_1 . Replaying ReplicateDelete requests is as simple as first finding the corresponding node using the server ID and timestamp of the node, and then setting *isDeleted* of the found node to be true. However, for replaying ReplicateInsertAfter requests, there are two challenges : (1) there can be multiple ReplicateInsertAfter requests arrived and processed simultaneously, (2) these requests might not be processed in timestamp order of the nodes. Hence, the insert replays need to insert the nodes at its correct position in the sublist, using its timestamp. Intuitively, ReplicateInsertAfter is handled as follows: First, observe that ReplicateInsertAfter identifies the previous node (call the node A) where InsertAfter was performed. If two items, say N_1 and N_2 , are inserted after node A , then the timestamp identifies which element was inserted first. Specifically, if timestamp of N_1 is less than that of N_2 , that means that N_1 was inserted first and then N_2 . This observation forces certain properties of the linked list observable through their timestamp. This is used to replay the insertion on S_2 .

D. Correctness of TR Protocol

The client-visible operations of TR Protocol have the same properties as Section II-A2. The Split and Switch operations of TR protocol operate the same way as in AM protocol. The condition for completion of the Move operation is, however, when the CAS operation at Line 17 of Algorithm 9 succeeds. This happens after a momentary write-free period after the later of the two events: (1) SubTail move; (2) the replay of the last replicated update. As with the AM protocol, the proofs are moved to Appendix B .

VI. DISCUSSION

In this section, we discuss some of the questions raised by the transformation of the linked list from a concurrent version to a distributed multi-machine list.

a) *Could it be possible for Lookup to return the first instance of the key?:* Yes. It is possible. The intuition for it is as follows: Similar to the startCount and endCount that are stored with the SubHead of a sublist, we could maintain a

Algorithm 8: Updates in TR Protocol

```

1 ItemRef InsertAfter(ItemRef prev, Key key):
2   Lines 2 to 9 of Algorithm 4 and while creating newItem, fetch TS by
   incrementing logical clock of server and set sld as myId of server
3   if newItem.newLocation.getSId() ≠ myId then
4     Send ReplicateInsertAfter(prev.getItem(), newItem.getItem(),
   newItem) to newItem.newLocation.getSId()
5     return
6   end
7   prev.endCount → increment()
8 end
9 InsertReplayReceive(ItemRef remoteRef, ItemRef localRef):
10  localRef.newLocation ← remoteRef
11  localRef.endCount → increment()
12  counterTemp ← localRef.endCount → get()
13 end
14 Delete(ItemRef prev):
15  Lines 14 to 23 of Algorithm 4
16  if prev.newLocation.getSId() ≠ myId then
17    Send ReplicateDelete(prev.getItem(), prev) to
   prev.newLocation.getSId()
18    return
19  end
20  prev → endCount.increment()
21 end
22 DeleteReplayReceive(ItemRef localRef):
23  localRef.endCount → increment()
24  counterTemp ← localRef.endCount → get()
25 end

```

counter that identifies where the sublist lies. That way, the client stub can identify which sublist is traversed earlier in the original list. This counter would need to be changed during the Split operation. To simplify the task of this, we could maintain the counter as a range of values rather than a single value (For example, splitting a sublist SL_1 should generate two sublists of the form $SL_{1.1}$ and $SL_{1.2}$, splitting $SL_{1.1}$ further should generate $SL_{1.1.1}$ and $SL_{1.1.2}$ and so on). In this case, the Split operation will simply divide the range into two sub-parts.

b) *What is the difference between graph partitioning and list partitioning?:* Graph partitioning has been studied in detail in the literature (e.g., [2]). Generally, in this work, the main concern is performing tasks when there is an edge (i, j) and i and j are stored on two different machines. They do not focus on adding or removing nodes from a graph while performing load balancing, as done in this work.

c) *When should Split and Move be invoked? :* In this paper, we focused on executing the Split or Move operation when it is invoked. The decision of when these operations should be invoked would depend on specific needs of the clients/processes that utilize the list. To provide context, Split is an $O(k)$ operation where k is the size of the sublist. Furthermore, if the sublist grows too big, it will increase the duration of Split and Move operations. Additionally, having smaller sublists permits the possibility of increasing concurrency in the Lookup operation. In this context, we recommend that the Split operation is invoked frequently so that each sublist is small.

d) *Could the implementation of Lookup also be made linearizable in a distributed linked list?:* Yes. The intuition for the approach is to first take a consistent snapshot ([15], [20]) of the list. This will guarantee that Lookup would be serializable.

Algorithm 9: Move in TR Protocol

```
1 Move(ItemRef head, Integer newServerId):
2   remoteSH ← MoveItem(nil, head, newServerId, SH, nil)
3   Switch(head, newServerId, remoteSH)
4 end
5 ItemRef MoveItem(ItemRef remoteRef, ItemRef currRef, Integer
  newServerId, ItemRef SH, ItemRef remoteSH):
6   if currRef.newLocation.getSId() != myId then
7     MoveItem(remoteRef, currRef.next, newServerId, SH, remoteSH)
8   end
9   tempItem ← currRef.getItem()
10  response ← SendMove(remoteRef, tempItem) to
  newServerId
11  currRef.newLocation ← response
12  if tempItem.isDeleted ≠ curr.isDeleted then
13    Send ReplicateDelete (currRef.getItem(), currRef) to
  prev.newLocation.getSId()
14  end
15  if currRef.key = SubTail then
16    counterTemp ←
  SH.endCount → get() + Registry.get(SH).getOffset()
17    while !cas(&currRef.startCount, counterTemp, -∞) do
18      //Wait for replays
19    end
20    return remoteSH
21  else
22    if remoteSH = nil then
23      remoteSH = response
24    end
25    MoveItem(response, currRef.next, newServerId, SH, remoteSH)
26  end
27 ItemRef MoveReceive(ItemRef prev, Item item):
28  curr ← prev
29  if item.key = SubHead then
30    Lines 36 to 43 of Algorithm 6
31  else
32    repeat
33      repeat
34        currPrev ← curr
35        curr ← currPrev.next
36      until curr.ts < prev.ts
37      if item.key = SubTail then
38        curr.next ← item.next
39        return newItem
40      else
41        Create a newItem by copying values from currPrev
  and item as done in Lines 12 to 15 of Algorithm 1
42      end
43    until cas(&currPrev.next, curr, newItem)
44  end
45  return newItem
46 end
```

However, this will make the base protocol (Algorithm 1) more complex. With the resulting change, AM and TR protocols will provide linearizable implementation of the distributed linked list. (AM and TR execute the same code as the original Lookup operation from Algorithm 1 in the absence of Move).

e) Comparison of AM and TR Protocols: Both the protocols preserve the *client-visible* linked list properties arising from its base implementation and in no circumstance, blocks client-visible operations on the list. While the two protocols share the same Split method, the Move operations have their own benefits arising from their difference in implementation. Unlike the AM protocol, the TR protocol is guaranteed to terminate for large sublists on a momentary write-free period after the replay of the last update. On the other hand, the AM has the potential to move nodes in batches, thereby completing the overall Move of small sublists faster than the TR protocol. The TR protocol requires assigning *newLocation* for each

Algorithm 10: Replays in TR Protocol

```
1 (ItemRef, ItemRef) ReplicateInsertAfterReceive(Item prevItem, Item
  item, ItemRef oldLocation):
2   prev ← prevItem.newLocation
3   while prev.ts ≠ prevItem.ts or prev.sId ≠ prevItem.sId do
4     prev ← prev.next
5     if prev.key = SubTail then
6       prev ← prevItem.newLocation
7     end
8   end
9   curr ← prev
10  repeat
11    repeat
12      currPrev ← curr
13      curr ← currPrev.next
14    until curr.ts < item.ts
15    Create a newItem by copying values from currPrev and item
  as done in Lines 12 to 15 of Algorithm 1
16  until cas(&currPrev.next, curr, newItem)
17  return newItem, oldLocation //Sent as InsertReplay Message
18 end
19 (ItemRef) ReplicateDeleteReceive(Item prevItem, ItemRef
  oldLocation):
20  Find prev using Lines 2 to 8 in Algorithm 10;
  prev.isDeleted ← true
21  return oldLocation //Sent as DeleteReplay Message
22 end
```

node before moving the next node and hence moves one at a time.

f) Can a linked list co-exist with another linked-list?: While the protocols described do not explicitly show it, multiple linked lists can co-exist in the same cluster, by having separate registries for each linked list.

VII. RELATED WORK

Linked lists are fundamental data structures. A sequential linked list is easy to implement. However, the concurrent link list is challenging to design, and hence, the concurrent linked list was studied extensively. There exists many lock-free implementations [7], [8], [10], [19] and a few wait-free implementations [18], [21]. The first lock-free implementation using atomic CAS primitive is due to Valois [19]. A lock-free ordered list implementation is given by Harris [8]. A lock-based linked list design with wait-free lookup operation is given by Heller *et al.* [10]. A wait-free ordered linked list implementation is given by Timnat *et al.* [18].

Some papers focused on optimizing the cost of operations in addition to correctness and progress guarantees established in the aforementioned papers. An example is a lock-free list implementation due to Fomitchev and Ruppert [7], with worst-case linear amortized cost.

A concurrent lock-free doubly-linked list implementation is given by Attiya and Hillel [3], using a double CAS operation. It is implemented using only CAS by Sundell and Tsigas [17].

The aforementioned implementations typically consider that the sequences of entries in the linked list reside on consecutive chunks of memory. What if some subsequent entries reside on the same chunk? To handle this, an implementation needs to consider how to make the linked list lock-free for the operations within the same chunk and in the consecutive chunks. Braginsky and Petrank [4] developed a concurrent

linked chunked list implementation maintaining in each memory chunk a certain number of entries within defined minimum and maximum. Our approach shares some similarities with this approach on partitioning and distributing the list across multiple machines.

Another well-celebrated direction is to use an universal construction approach, e.g. Herlihy [11], to convert sequential implementations to wait-free concurrent implementations. However, the universal construction adds overhead and direct implementations are preferred to avoid that overhead.

Aforementioned literature is all on concurrent implementations on a single machine. In regard to distributed implementations on multiple machines, the literature is rare. The mostly related work is due to Abe and Yoshiday [1] where a distributed doubly linked list is constructed. The presented strategy uses conflict detection and sequence numbers to break symmetries. It is guaranteed that insert and delete operations are atomic, and lookup operations can run without stopping even when interleaved with insert and delete operations spanning multiple nodes. Although this work is related, there are fundamental differences, such as the construction is not context-aware, the algorithm is only obstruction-free, and it has assumptions on sequence numbers.

Zhang *et al.* [21] provided an unordered linked list where insertions always occurred at the head position of the linked list. Further, any reads on the list only supports a key existence check. This list is *not context-aware*, as the inserts always occur at the head position. Thus, the result of any operation supported by [21] (Insert, Delete or Contains) can be uniquely determined by the current state of the list without regard to the operations performed by the same client earlier. By contrast, the list in this paper is context-aware, as it supports `InsertAfter` (insert at current position in the list) or `Next`.

To the best of our knowledge, ours is the first distributed lock-free implementation of a context-aware linked list.

VIII. CONCLUSION AND FUTURE WORK

The ability to partition and distribute a data structure across several machines is highly valuable to increase the throughput. For this reason, approaches such as distributed key value stores and distributed hash tables are widespread in theory and practice. Unfortunately, these data structures are not context-aware, i.e., the result of an operation only depends upon the existing state of the data structure and not on previous operations performed by the same client.

To overcome this limitation, this paper focused on techniques to transform a shared memory *context-aware* data structure into a fully distributed one, without blocking client-visible operations. We focused on the list data structure as an illustration. We started with a simple linked list. Then, we presented two protocols that allowed the list to both be distributed in a manner that preserves the properties of the client-visible operations, and also never block the client-visible operations. The first protocol treated the load balancing task as a low priority task that could be abandoned if there were conflicting updates, where as, the second protocol (TR

protocol) had *help* from client-visible operations in a way that both the load balancing (Move operation) and client-visible operations completed without waiting for each other.

The properties of the protocols are such that when there is no ongoing Switch operations, the behavior of the list is retained, with additional capabilities, such as supporting parallel client requests to different servers. During the Switch operation, a client-visible operation may be forwarded to the new server. Other than that, the performance of client-visible operations remains the same. In other words, a Move operation does not block client-visible operations in any way.

While the paper illustrates the transformation on a linked list, with some context-aware modifications, it can be extended to other data structures such as external binary search trees [14], where each tree can be split into sub-trees that are defined by their root nodes and be distributed across machines.

There are several possible future work for this work. This work only focused on partitioning the list. It can be extended to a partitioned and *replicated* list using approaches such as primary-backup [6]. Additionally, this work focused on preserving properties of client-visible operations of the list. For example, the `InsertAfter`, `Delete` and `Next` operations were linearizable in the list prior to the transformation and this property was preserved even after the transformation. Thus, another future work could be answering the natural question of whether weakened client-visible operation guarantees such as causal or eventual consistency, would provide a substantial increase in performance in distributed data structures.

REFERENCES

- [1] Kota Abe and Mikio Yoshiday. Constructing distributed doubly linked lists without distributed locking. In Yong Liu, Marinho P. Barcellos, Jay R. Lorch, and Anyi Wang, editors, *P2P*, pages 1–10. IEEE, 2015.
- [2] Amine Abou-Rjeili and George Karypis. Multilevel algorithms for partitioning power-law graphs. In *IPDPS*, 2006.
- [3] Hagit Attiya and Eshcar Hillel. Built-in coloring for highly-concurrent doubly-linked lists. In Shlomi Dolev, editor, *DISC*, pages 31–45. Springer, 2006.
- [4] Anastasia Braginsky and Erez Petrank. Locality-conscious lock-free linked lists. In Marcos Kawazoe Aguilera, Haifeng Yu, Nitin H. Vaidya, Vikram Srinivasan, and Romit Roy Choudhury, editors, *ICDCN*, pages 107–118. Springer, 2011.
- [5] Trevor Brown. Reclaiming memory for lock-free data structures: there has to be a better way. In *PODC*, pages 261–270, 2015.
- [6] Navin Budhiraja, Keith Marzullo, Fred B. Schneider, and Sam Toueg. *The Primary-Backup Approach*, page 199–216. ACM Press/Addison-Wesley Publishing Co., USA, 1993.
- [7] Mikhail Fomitchov and Eric Ruppert. Lock-free linked lists and skip lists. In Soma Chaudhuri and Shay Kutten, editors, *PODC*, pages 50–59. ACM, 2004.
- [8] Timothy L Harris. A pragmatic implementation of non-blocking linked-lists. In *DISC*, pages 300–314. Springer, 2001.
- [9] Timothy L. Harris, Keir Fraser, and Ian A. Pratt. A practical multi-word compare-and-swap operation. In *DISC*, pages 265–279, 2002.
- [10] Steve Heller, Maurice Herlihy, Victor Luchangco, Mark Moir, William N. Scherer, and Nir Shavit. A lazy concurrent list-based set algorithm. In *OPDIS*, pages 3–16, 2006.
- [11] Maurice Herlihy. A methodology for implementing highly concurrent data structures. *ACM SIGPLAN Notices*, 25:197–206, 02 1990.
- [12] Maurice P. Herlihy and Jeannette M. Wing. Linearizability: A correctness condition for concurrent objects. *ACM Trans. Program. Lang. Syst.*, 12(3):463–492, jul 1990.
- [13] M.M. Michael. Hazard pointers: safe memory reclamation for lock-free objects. *IEEE Transactions on Parallel and Distributed Systems*, 15(6):491–504, 2004.

- [14] Aravind Natarajan and Neeraj Mittal. Fast concurrent lock-free binary search trees. In *PPoPP*, page 317–328, 2014.
- [15] Erez Petrank and Shahar Timnat. Lock-free data-structure iterators. In *DISC*, pages 224–238, 2013.
- [16] Kenneth Platz, Neeraj Mittal, and S. Venkatesan. Practical concurrent unrolled linked lists using lazy synchronization. *Journal of Parallel and Distributed Computing*, 139:110–134, 2020.
- [17] Håkan Sundell and Philippas Tsigas. Lock-free dequeues and doubly linked lists. *J. Parallel Distributed Comput.*, 68(7):1008–1020, 2008.
- [18] Shahar Timnat, Anastasia Braginsky, Alex Kogan, and Erez Petrank. Wait-free linked-lists. In *OPODIS*, pages 330–344. Springer, 2012.
- [19] John D. Valois. Lock-free linked lists using compare-and-swap. In James H. Anderson, editor, *PODC*, pages 214–222. ACM, 1995.
- [20] Yuanhao Wei, Naama Ben-David, Guy E. Blelloch, Panagiota Fatourou, Eric Ruppert, and Yihan Sun. Constant-time snapshots with applications to concurrent data structures. In *PPoPP*, page 31–46, 2021.
- [21] Kunlong Zhang, Yujiao Zhao, Yajun Yang, Yujie Liu, and Michael Spear. Practical non-blocking unordered lists. In *DISC*, pages 239–253, 2013.

APPENDIX

A. AM Protocol Appendix

This section explains the correctness of AM Protocol through the following claims:

1) **Retaining properties of client-visible operations:** To show that the AM protocol retain the properties of client-visible operations of the base algorithm (Section II-A2), it is enough to show the following:

a) **InsertAfter, Next and Delete are linearizable regardless of whether a sublist is undergoing any of the client-invisible operations that support the transformation:**

We show this by identifying linearization points for the client-visible operations under all circumstances as follows:

- **During a period when there is no on-going Split, Move or Switch operations on a sublist:** When there is no on-going Split, Move, or Switch, the nodes will always retain a non-negative startCount as discussed in Section IV-C. Due to this, client-visible operations will fail startCount negative checks, and so, Delete and InsertAfter operations perform the operation identical to Algorithm 1. Hence they share the same linearization points as discussed in Section II-A2 (the CAS at Line 23 and RDCSS in Line 9, respectively, from Algorithm 4). For the Next operation, if the immediate Next node is a SubTail, then the request is delegated to the server handling requests for the next sublist, as per the traversal. Thus, when there are no concurrent update operations on the node in the Next request, the linearization point for Next is when the execution of Line 29 in some server results on a non-deleted node, that is not a SubHead or a DummyNode (these can occur because of a concurrent Split). While the Next operation can have delegations due to the next sublist being in a different server, observe that this point of Next execution is a single atomic operation of checking *isDeleted* value of the node about to be returned as the Next node. If there is a concurrent Delete on the node being returned, the same point of execution (*isDeleted* check) will ensure that a deleted node is not returned. During concurrent InsertAfter on the node in the request of Next, the linearization point has two cases : (1) The newly inserted node is

returned - In this case linearization point is the *isDeleted* check on the new node (2) An element that was formerly the immediate next element is returned - In this case, linearization point of the operation is just before the concurrent InsertAfter took effect. Thus, the linearization point of Next is the earlier of the two mentioned points of execution.

- **During Split:** When a sublist is undergoing a Split operation, we have an assumption that nodes contained within it are not undergoing a Move operation. Thus, the nodes inside it would always retain a non-negative startCount throughout the course of the Split operation, as discussed in Section IV-C. Due to this, any node involved in the Split will fail startCount negative checks and so the Delete, InsertAfter and Next operations maintain the same linearization points as if there is no ongoing Split.
- **During Move:** Until Line 10 of Algorithm 6 succeeds, startCount and endCount of the sublist undergoing a Move remain non-negative. Hence, the linearization points upto this point is the same as client-visible operations on nodes that are not undergoing a Move. Linearization point post Line 10 is discussed as part of Switch.
- **During Switch:** When ownership of a sublist is being switched from server S_1 to S_2 , the startCount and endCount of these nodes are negative in S_1 . Hence the Next, Delete and InsertAfter operations are delegated to S_2 . Note that the nodes of the sublist are stale in S_1 and so operations need to happen only in S_2 . Hence the operations end up happening in S_2 with new startCount and endCount variables that are introduced as part of Move (Line 36 to Line 43 of Algorithm 6), which are already non-negative. Next, Delete and InsertAfter in S_2 will therefore happen as if, there is no ongoing Split, Move, or Delete, and thus retain the same linearization points.

b) **Lookup property is still maintained :** When the startCount is not negative, Lookup performs similar to Algorithm 1. When it is negative, we know that the sublist in the current server has become stale. Thus, a request is sent to the server that currently owns the sublist (Line 21 of Algorithm 5), in order to fetch the nodes of a matching key. Thus, given a node that persisted throughout the duration of Lookup operation, a server will check if the node has a matching key either on its own, or through a delegation request that lets another server check on its behalf. Thus, for each Lookup operation, each node present at the invocation of Lookup in the list is traversed by some server, provided the node is not deleted concurrently during the Lookup. This ensures that, if a node of a matching key persists during the entire duration of Lookup, some server will return this node. Hence, if all servers return empty sets for the Lookup request, the client infers the collective response as a ‘Not found’ message. Thus, the Lookup property described in Section II-A2 is preserved.

2) **Correctness of the Individual Transformation-Supporting operations:** The correctness of each

transformation-supporting operation is presented by showing how the operations achieve the intended outcome when their *termination conditions* are met. By a termination condition, we mean the circumstance that an operation requires in order to reach a point of execution, after which the number of remaining instructions is bounded.

- **Split:** The Split operation in Algorithm 3 can perform repeated steps because of concurrent interactions with client-visible operations through Lines 8 and 21 of Algorithm 3. Line 8 succeeds when Split wins the fair race that it partakes by executing *RDCSS* instructions concurrently with *InsertAfter* operations on the same *node*. Line 21 succeeds when there are no concurrent update operations on the sublist *SL* undergoing the Split, as explained in Section IV-C. When these termination conditions are met, the goal of the Split operation is to successfully achieve:

a) *Insertion of a SubTail followed immediately by a SubHead at the point of Split:* This is achieved by Line 8 inserting the 2 nodes into the sublist. The second node is already a SubHead. The first node is inserted as a DummyNode but later marked as a SubTail by Line 24.

b) *The resulting two sublists have separate startCount, endCount and offset parameters :* Separate startCount and endCount is achieved by creating newStartCount and newEndCount variables and assigning them for the right-half of the sublist (nodes of *SL* after the point of Split) by Line 17. The offsets are set after computing them through Line 21 loop condition, as explained in Section IV-C.

c) *The resulting two sublists are individually present in the Registry:* This is achieved by Line 22, where the right-half sublist is added to the Registry. The left-half is already present in the Registry, as it shares the same SubHead as the sublist that is being split (*SL*).

- **Move:** The Move operation in Algorithm 6 can perform repeated steps because of concurrent interactions with client-visible operations, through the *CAS* in Line 10. This *CAS* instruction on startCount can fail, if there was a concurrent *InsertAfter* or *Delete* operation taking place on the sublist. This forces the Move to abort (Line 13) and restart (Line 14) during update operations on the sublist. Hence the termination condition is to not have update operations until Line 10 takes effect. When this condition is met, Move iterates through all nodes of the latest snapshot of the sublist and clones the sublist on a new server, thereby reaching the stage where both servers have identical versions of the sublist.
- **Switch:** The Switch operation in Algorithm 6 does not require any special termination condition. It ensures the following:
 - a) *At least one server has ownership of the sublist at all times:* This is achieved by Line 55, which in turn is achieved through Line 29 where the request to the Registry addition is made. Once it is ensured that two servers own the sublist, it is safely disowned by the

moving server by Line 31.

b) *The sublist immediately before in traversal needs to point to the active version of this sublist:* This is achieved by Line 27, where the next pointer of the SubTail of the previous sublist is changed to point to the active sublist.

c) *The stale sublist is discarded only when clients can no longer hold reference to any of its nodes:* This is achieved by the wait time of θ in Line 30. As described in assumptions of Section III, the θ period is the maximum time upto which a client can receive and hold a reference to any node sent from the servers. The Switch operation already marks the beginning of delegations of client-visible operations. Thus, clients holding references to stale nodes must have received them before Switch operation had been initiated. Once Switch operation has begun, it thus forces the maximum time that the stale references can be held by a client to be less than θ , justifying θ to be a sufficient wait period in Line 30, right before the sublist is marked for deletion.

B. TR Protocol Appendix

This section explain the correctness of TR Protocol through the following claims:

1) **Retaining properties of client-visible operations:** The Delete and InsertAfter operations of TR protocol return responses to clients before helping with Replicate messages even during a concurrent Move. The pseudo code until returning a response to the client is the same in both AM and TR protocols. The Next and Lookup are also the exact same operations in both protocols. Hence, the properties of client-visible operations directly follow from the same arguments discussed in Appendix A1.

2) **Correctness of the individual Transformation-Supporting operations:**

- **Split:** Correctness of Split operation follows from AM method, as they share the same Split operation.
- **Move:** While the Move operation in TR does not repeat the entire operation in a loop, a looped attempt on setting startCount to $-\infty$ is done through a *CAS* operation at Line 17 of Algorithm 9. The first success of this *CAS* will indicate the termination of the Move operation (including Replication). The condition for its termination is that no update operation should take place on a sublist momentarily after the last endCount increment, at some point. When this happens, it indicates that the endCount and startCount had matched momentarily. Having the Replicate acknowledgements (the upon Receive functions in Algorithm 8) increment the endCount (by Lines 11 and 23 of Algorithm 8), Replicate message is processed before the the endCount gets incremented. Thus, when startCount and endCount are momentarily equal, the sublist in both servers are identical. Hence Move completes successfully.
- **Switch:** Correctness of Switch operation follows from AM method, as they share the same Switch operation.

3) **Explanation of the Replay algorithm for ReplicateInsertAfter in Algorithm 10:** Section V-C shares the intuition behind the replay. Upon receiving a request of the form `ReplicateInsertAfter(prevItem, item, oldLocation)`, the operation is required to find the location of `prevItem` using their unique (sID, ts) tuple and insert the `item` at its appropriate place, and return the inserted location back to the requesting server. This server can now set the node matching the `oldLocation` to have a `newLocation` provided from the replay message. While finding `prevItem` and returning a node after insertion is straightforward, doing the insertion at the appropriate place requires some observations. For the sake of this discussion, we say that if `InsertAfter(Ref(X), Y)` has occurred, then `Y` is a *successor* of `X`, and `X` is a *predecessor* of `Y`. We say that `X` is an *ancestor* of `Y` if and only if there is a sequence X, X_1, X_2, \dots, Y such that, each element in the list is a predecessor of the next element. In this case, we also say that `Y` is a *descendent* of `X`. For the sake of simplicity, `oldLocation` parameter is hidden in the discussion, as it does not affect the replay and is only used to complete assigning a `newLocation` on callback. The observations required are as follows:

a) **If two requests `InsertAfter(A,B)` and `InsertAfter(A,C)` occur concurrently, then the node that gets inserted first will have a lower timestamp and will be present further away from A:** The lower timestamp clause of the observation follows from the fact that, the insertion that lost the race in *RDCSS* will re-increment the logical clock to get a timestamp higher than the previous values. The latter part of the observation follows from the fact that the node from the later `InsertAfter` will occupy the next pointer of `A` and will have its own next pointer pointing to the element that was inserted at `A` earlier.

b) **If there is a `Replicate` message of the form `ReplicateInsertAfter(A,C)`, then $A.ts < C.ts$:** This follows from the fact that `A` must have existed in the sublist before `InsertAfter(Ref(A), C)` was called.

c) **If there is a link of the form $A \rightarrow B$ in the sublist that is being reconstructed, then one out of the following two has to be true: (1) node `B` was inserted at node `A` or descendants of `A` (and so has a timestamp greater than `A`); (2) `B` was inserted at a node preceding `A` (and so has a timestamp less than that of `A`):** This follows from the fact that the entire linked list structure (excluding *isDeleted* values) has been created by the use of `InsertAfter` and `Split` operations. Since `Split` only inserts special, client-invisible nodes (`DummyNode`, `SubHead` and `SubTail`), it is safe to argue that the nodes `A` and `B` must have been inserted into the list through `InsertAfter` operations. `InsertAfter` can only insert nodes to the right side of the node provided to it. Hence, if node `B` is appearing at the right of `A`, then either it was inserted at `A` or was inserted at an ancestor of `A`, at a time before `A` was inserted into the list. Thus, in the former case, $B.ts > A.ts$ and in the latter case, $B.ts < A.ts$.

d) **If the replicated server has a link of the form $A \rightarrow B$ and $A.ts > B.ts$, then any `ReplicateInsertAfter(A,C)` must insert `C` in a place after `A`, but before `B`:** This follows from Observation B3c, by which `B` was not inserted at `A` in this case. Hence `B` is not a competing insertion at `A`, and `C` can be inserted just after `A` as the first replicated insertion at `A`.

e) **If the replicated server has a link of the form $A \rightarrow B$, and $A.ts < B.ts$, then any `ReplicateInsertAfter(A,C)` must traverse from `A` and find a node `D` such that $C.ts > D.ts$ and insert `C` just before `D`:** From Observation B3c, this conveys that `B` was inserted at `A`. This means `C` and `B` were possibly competing to insert at `A`, and so if $C.ts < B.ts$, `C` has to be present after `B`, according to Observation B3a. After `B`, there could exist other descendants of `A` that were inserted in ways similar to `B`. Hence, the replay has to find the first node `D` after `A`, such that $C.ts > D.ts$, which will ensure either that `D` is not a descendant of `A` or that `D` is a descendant of `A` that was inserted into the list before `C` was inserted. Either case, `C` has to be inserted just before `D`.

Combining Observations B3d and B3e, the algorithm to replay a request of `ReplicateInsertAfter(prevItem,item)` condenses down to finding the first node (`curr` in Line 13 of Algorithm 10), such that $curr.ts < item.ts$ (as in Line 14). This will ensure that `curr` is either a node of type `B` in B3d or a node of type `D` in B3e. Hence, the insert replays reconstruct the same sublist that the corresponding `InsertAfter` operations had created on the other server.