

# An improved upper bound for planar Turán number of double star $S_{2,5}$

**Xin Xu, Yue Hu, Xu Zhang**

School of Sciences, North China University of Technology,  
Beijing 100144, China

**Abstract** The planar Turán number of a graph  $H$ , denoted by  $\text{ex}_{\mathcal{P}}(n, H)$ , is the maximum number of edges in an  $n$ -vertex  $H$ -free planar graph. Recently, D. Ghosh, et al. initiated the topic of double stars and prove that  $\text{ex}_{\mathcal{P}}(n, S_{2,5}) \leq \frac{20}{7}n$ . In this paper, we continue to study this and give a sharp upper bound  $\text{ex}_{\mathcal{P}}(n, S_{2,5}) \leq \frac{19}{7}n - \frac{18}{7}$  for all  $n \geq 1$ , with equality when  $n = 12$ . This improves Ghosh's result.

**Keywords:** planar Turán number; double star; extremal planar graph

**AMS Classification:** 05C35; 05C50

## 1 Introduction

One of the famous results in extremal graph theory is Turán Theorem [11], which gives the maximum number of edges in an  $n$ -vertex graph without containing  $K_r$  as a subgraph. The Erdős-Stone Theorem [3] extends this to the case for all non-bipartite graphs  $H$  and shows that  $ex(n, H) = (1 - \frac{1}{\chi(H)-1})\binom{n}{2} + o(n^2)$ , where  $\chi(H)$  denotes the chromatic number of  $H$ . This latter result has been called the 'fundamental theorem of extremal graph theory'. Over the last decade, a large quantity of research work has been carried out in Turán-type problems of graphs and hypergraphs. More results can be found in [4] and [8].

In 2016, Dowden [2] initiated the study of Turán-type problems when host graphs are planar, i.e., how many edges in an  $n$ -vertex planar graph without containing a given smaller graph. The *planar Turán number* of a graph  $H$ , denoted by  $\text{ex}_{\mathcal{P}}(n, H)$ , is the maximum number of edges in an  $H$ -free planar graph on  $n$  vertices. Dowden [2] obtained the tight bound  $\text{ex}_{\mathcal{P}}(n, C_4) \leq \frac{15}{7}(n-2)$  for all  $n \geq 4$  and  $\text{ex}_{\mathcal{P}}(n, C_5) \leq \frac{12n-33}{5}$  for all  $n \geq 11$ . It is interesting to note that Wang and Lih [12] in 2007 gave some upper bounds on the size of  $H$ -free graphs that are 2-cell embedded in a surface of nonnegative Euler characteristic. They also obtained similar bounds for  $\text{ex}_{\mathcal{P}}(n, C_4)$ ,  $\text{ex}_{\mathcal{P}}(n, C_5)$ ,  $\text{ex}_{\mathcal{P}}(n, C_6)$ . Then Lan, Shi, Song [9] determined the upper bound  $\text{ex}_{\mathcal{P}}(n, \Theta_4) \leq \frac{12}{7}(n-2)$  for all  $n \geq 4$ ,  $\text{ex}_{\mathcal{P}}(n, \Theta_5) \leq \frac{5}{2}(n-2)$  for all  $n \geq 5$ ,

and  $\text{ex}_{\mathcal{P}}(n, \Theta_6) \leq \frac{18}{7}(n-2)$  for all  $n \geq 7$ , where  $\Theta_k$  is obtained from a cycle  $C_k$  by adding an additional edge joining any two non-consecutive vertices. They also demonstrated that the bounds for  $\Theta_4$  and  $\Theta_5$  are tight for infinitely many  $n$ . Ghosh, Gyóri, Martin, Paulos and Xiao [5] improved the bound for  $\text{ex}_{\mathcal{P}}(n, C_6)$  showing that  $\text{ex}_{\mathcal{P}}(n, C_6) \leq \frac{5}{2}n - 7$  for all  $n \geq 18$ . Ghosh, Gyóri, Paulos, Xiao and Zamora [6] also proved that  $\text{ex}_{\mathcal{P}}(n, \Theta_6) \leq \frac{1}{7}(18n - 48)$  for all  $n \geq 14$ . Planar Turán number of other graphs, such as paths, matchings and wheels, are also considered. We refer the reader to the survey [10] for the results not mentioned here.

Recently, Gyóri, Martin, Paulos and Xiao [7] initiated the topic for double stars as the forbidden graph. An  $(m, n)$ -star, denoted by  $S_{m,n}$ , is the graph obtained from an edge  $uv$  through joining the two end vertices with  $m$  and  $n$  vertices respectively. The edge  $uv$  is called the *backbone* of the double star. They presented several results about  $\text{ex}_{\mathcal{P}}(n, S_{2,2})$ ,  $\text{ex}_{\mathcal{P}}(n, S_{2,3})$ ,  $\text{ex}_{\mathcal{P}}(n, S_{2,4})$ ,  $\text{ex}_{\mathcal{P}}(n, S_{2,5})$  and proved that  $\frac{5}{2}n \leq \text{ex}_{\mathcal{P}}(n, S_{2,5}) \leq \frac{20}{7}n$ . We improved the upper bound, which is tight for  $n = 12$ . The following theorem is our main result.

**Theorem 1.1.** *For any  $n \geq 1$ ,  $\text{ex}_{\mathcal{P}}(n, S_{2,5}) \leq \frac{19}{7}n - \frac{18}{7}$ , with equality when  $n = 12$ .*

We need to introduce more notations. The graphs considered here are simple and finite. Let  $G = (V(G), E(G))$ , where  $V(G)$  and  $E(G)$  are the vertex set and edge set respectively. Let  $n = v(G) = |V(G)|$  and  $m = e(G) = |E(G)|$ . We denote the degree of a vertex  $v$  by  $d(v)$ , the minimum degree by  $\delta(G)$  and maximum degree by  $\Delta(G)$ . Let  $n_k$  be the number of vertices of degree  $k$ . Moreover, We use  $N_G(v)$  to denote the set of vertices of  $G$  adjacent to  $v$ . Let  $N_G[v] = N_G(v) \cup \{v\}$ . For any subset  $S \subset V(G)$ , the subgraph induced on  $S$  is denoted by  $G[S]$ . We denote by  $G \setminus S$  the subgraph induced on  $V(G) \setminus S$ . If  $S = \{v\}$ , we simply write  $G \setminus v$ . We use  $e[S, T]$  to denote the number of edges between  $S$  and  $T$ , where  $S, T$  are subsets of  $V(G)$ . A  $k$ - $l$  edge is an edge of which end vertices are of degree  $m$  and  $n$ . A  $k$ - $l$ - $s$ -path is a path consisting of three vertices of degree  $k, l$  and  $s$ . All terminology and notation not defined in this paper are the same as those in the book[1].

The paper is organized as follows. We prove the theorem in Section 2. In Section 3, some necessary lemmas that used in the proof of Theorem 1.1 are provided.

## 2 Planar Turán number of $S_{2,5}$

Let  $G$  be an  $S_{2,5}$ -free plane graph on  $n$  vertices. We shall proceed the proof by induction on  $n$ .

The upper bound in Theorem 1.1 is tight for  $n = 12$ . To see that, consider the 5-regular maximal planar graph with 12 vertices and 30 edges, given in Figure 1. This regular graph does not contain  $S_{2,5}$ , since there is a vertex of degree 6 in  $S_{2,5}$ .

**Claim 2.1.** *If  $G$  is a graph on  $n(1 \leq n \leq 12)$  vertices. The number of edges in  $G$  is at most  $\frac{19}{7}n - \frac{18}{7}$ .*

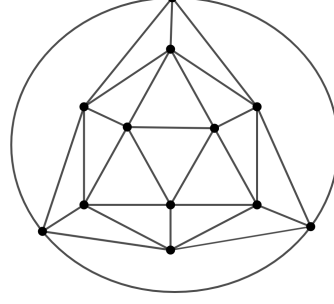


Figure 1: 5-regular maximal planar graph on 12 vertices.

**Proof.** It is easy to see that a maximum planar graph with  $n$  vertices contains  $3n - 6$  edges. Note that  $3n - 6 \leq \frac{19}{7}n - \frac{18}{7}$  for  $n \leq 12$ . We have  $e(G) \leq \frac{19}{7}n - \frac{18}{7}$  when  $1 \leq n \leq 12$ .  $\square$

It is worth noting that if  $G$  is disconnected, the number of edges in each component satisfies the upper bound. Thus,  $e(G) \leq \frac{19}{7}n - \frac{18}{7}$  by the induction hypothesis. So we may assume  $G$  is connected.

**Lemma 2.1.** *If  $G$  has a vertex  $v$  with  $d(v) \leq 2$ , then  $e(G) \leq \frac{19}{7}n - \frac{18}{7}$ .*

**Proof.** If we delete the vertex  $v$ , then  $e(G \setminus v) \leq \frac{19}{7}(n - 1) - \frac{18}{7}$  by the induction hypothesis. Thus  $e(G) = e(G \setminus v) + d(v) \leq \frac{19}{7}(n - 1) - \frac{18}{7} + 2 \leq \frac{19}{7}n - \frac{18}{7}$ .  $\square$

**Lemma 2.2.** *If  $G$  has a cut edge, then  $e(G) \leq \frac{19n}{7} - \frac{18}{7}$ .*

**Proof.** Assume that  $uv$  is a cut edge and  $H_1, H_2$  are the two components. Let  $n'_1 = |V(H_1)|, n'_2 = |V(H_2)|$ . Then  $e(H_1) \leq \frac{19}{7}n'_1 - \frac{18}{7}, e(H_2) \leq \frac{19}{7}n'_2 - \frac{18}{7}$  by the induction hypothesis. We have  $e(G) \leq e(H_1) + e(H_2) + 1 \leq \frac{19}{7}n - \frac{18}{7}$ .  $\square$

Therefore, we can suppose  $\delta(G) \geq 3$  and  $G$  does not contain a cut edge.

**Claim 2.2.** *If  $\Delta(G) \geq 7$ , then  $e(G) \leq \frac{19}{7}n - \frac{18}{7}$ .*

**Proof.** Recall that each vertex  $u \in N(v)$  has a degree greater than or equal to 3. If there exists a vertex  $v$  with  $d(v) \geq 8$ ,  $G$  contains a copy of  $S_{2,5}$ , a contradiction.

Then let  $v$  be a vertex with maximum degree 7 and  $S = N_G[v]$ . Note that if any  $u \in N(v)$  is adjacent to a vertex in  $G \setminus S$ ,  $G$  contains a copy of  $S_{2,5}$  for  $d(u) \geq 3$ . So  $G[S]$  is a connected component. Since  $G$  is connected, we have  $V(G) = S$ . This implies  $n = 8$  and  $e(G) \leq \frac{19}{7}n - \frac{18}{7}$ .  $\square$

Next, we assume that  $\Delta(G) \leq 6$ .

**Case 1.**  $\Delta(G) \leq 5$ .

Since there is a vertex of degree 6 in  $S_{2,5}$ ,  $G$  must be  $S_{2,5}$ -free. The maximum number of edges in  $G$  is  $\frac{5n}{2} \leq \frac{19}{7}n - \frac{18}{7}$  for  $n \geq 12$ .

**Case 2.**  $\Delta(G) = 6$ .

The following lemma is necessary for the proof, and we will prove it latter in Section 3.

**Lemma 2.3.** *Let  $G$  be an  $n$ -vertex  $S_{2,5}$ -free connected graph without a cut edge.  $\Delta(G) = 6$  and  $\delta(G) \geq 3$ . If  $G$  contains any copy of 6-6 edge, 6-5-6 path, 6-4-6 path or 6-3-6 path, then  $e(G) \leq \frac{19}{7}n - \frac{18}{7}$ .*

Therefore, we assume that  $G$  does not contain any subgraph mentioned in above lemma. Let  $S = \{v \in V(G) | d(v) = 6\}$  and  $H = G[S]$ . Recall that  $n_k$  is the number of vertices with degree  $k$  and  $n_6 = |V(H)|$ . Since there does not exist 6-6 edge,  $S$  is an independent set in  $G$ . Moreover, any two vertices in  $H$  have no common neighbors. Otherwise,  $G$  contains a 6-5-6 path, 6-4-6 path or 6-3-6 path.

**Claim 2.3.** *Let  $u$  be a vertex of degree 6. There exists a vertex  $v' \in N(u)$  such that  $d(v') \leq 4$ .*

**Proof.** Suppose that all vertices in  $N(u)$  have degree 5. Let  $uv$  be a 6-5 edge. Since  $G$  is  $S_{2,5}$ -free, the edge  $uv$  must be contained in 3 or 4 triangles.

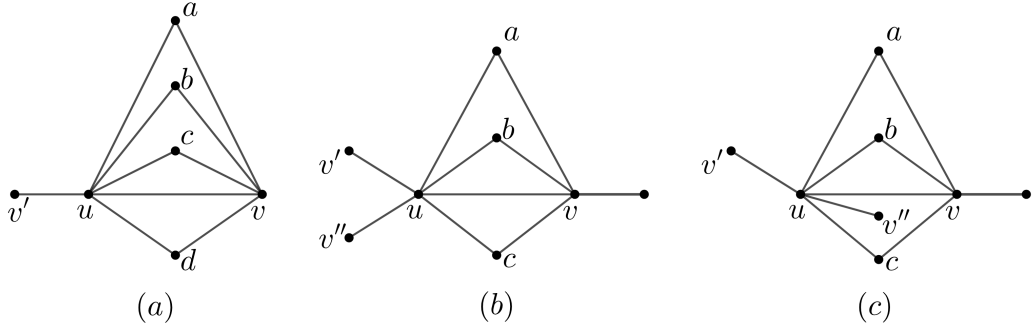


Figure 2: The graphs with a 6-5 edge.

If there are 4 triangles sitting on  $uv$ , there exists another vertex  $v'$  adjacent to  $u$  which is not adjacent to  $v$ , see Figure 2(a). In this plane graph, the vertex  $v'$  can be adjacent to at most two vertices in  $N[u]$ , such as  $a$  and  $d$ . Since  $d(v') = 5$ , the vertex  $v'$  has two neighbors in  $G \setminus N[u]$ . We obtain that  $G$  contains an  $S_{2,5}$  and  $uv'$  is the backbone, a contradiction.

If there are 3 triangles sitting on  $uv$ , there exist two other vertices  $v', v''$  adjacent to  $u$  which are not adjacent to  $v$ , see Figure 2(b, c). If  $v', v''$  are in the different faces of the plane graph, then  $v'$  can be adjacent to  $a$  and  $c$ . Similarly,  $v''$  has at least two neighbors in  $G \setminus N[u]$  for  $d(v'') = 5$ , a contradiction. Now we assume that  $v', v''$  are in the same face of the plane graph. If one vertex of  $a$  or  $c$  is not adjacent to  $v'$ , then there are also at least two neighbors of  $v'$  in  $G \setminus N[u]$ , a contradiction. Thus assume that  $a$  and  $c$  are neighbors of  $v'$ . Then, the other vertex  $v''$  can have at most

one neighbor in  $\{a, c\}$  and have at least two neighbors in  $G \setminus N[u]$ . This implies  $G$  contains an  $S_{2,5}$  and  $uv''$  is the backbone, a contradiction.  $\square$

Recall that any two vertices of degree 6 have no common neighbor vertices and every vertex of degree 6 has a neighbor of degree less than or equal to 4. We have  $n_6 \leq n_3 + n_4$ .

$$\text{Since } n = \sum_{i=3}^6 n_i,$$

$$\begin{aligned} m &= \frac{1}{2} \sum_v d(v) = \frac{1}{2} \sum_{i=3}^6 i \cdot n_i \\ &= \frac{1}{2} (6 \cdot n_6 + 4 \cdot n_4 + 3 \cdot n_3 + 5 \cdot (n - n_3 - n_4 - n_6)) \\ &= \frac{1}{2} (5 \cdot n + n_6 - n_4 - 2n_3) \\ &\leq \frac{5}{2}n \end{aligned}$$

From the previous discussion, we obtain that  $e(G) \leq \frac{5}{2}n \leq \frac{19}{7}n - \frac{18}{7}$  when  $n \geq 12$ . This completes the proof of Theorem 1.1.

### 3 Proof of Lemma 2.3

In this section, we will prove the Lemma 2.3 used in the above. We also proceed the proof by induction on  $n$ . Thus, we suppose  $\exp(k, S_{2,5}) \leq \frac{19}{7}k - \frac{18}{7}$  for  $1 \leq k \leq n - 1$ . For convenience, we rewrite the lemma here.

**Lemma 2.3** Let  $G$  be an  $n$ -vertex  $S_{2,5}$ -free connected graph without a cut edge.  $\Delta(G) = 6$  and  $\delta(G) \geq 3$ . If  $G$  contains any copy of 6-6 edge, 6-5-6 path, 6-4-6 path or 6-3-6 path, then  $e(G) \leq \frac{19}{7}n - \frac{18}{7}$ .

**Proof.** Based on the theorem above, we can assume that  $n \geq 12$ . Let us consider each case in turn.

**Case 1.**  $G$  contains a 6-6 edge.

Let  $uv$  be the 6-6 edge. Since  $G$  is  $S_{2,5}$ -free, there are at least 4 triangles sitting on the edge  $uv$ . We distinguish the cases based on the number of triangles sitting on  $uv$ .

**Case 1.1.** There are 5 triangles sitting on  $uv$ .

Let  $a, b, c, d$  and  $e$  be the vertices adjacent to both  $u$  and  $v$ , see Figure 3(a). Let  $S = \{u, v, a, b, c, d, e\}$ ,  $S_1 = \{a, b, c, d, e\}$  and  $H = G[S]$ . All vertices in  $S_1$  can form a path of length at most 4. We have  $e(H) \leq 11 + 4 = 15$ .

Note that all edges between  $S$  and  $V(G) \setminus S$  are those incident with vertices in  $S_1$  and each vertex in  $S_1$  has at most one neighbor in  $V(G) \setminus S$ . Assume that all these 5 edges exist. Since the cardinal number of  $S_1$  is odd, there must exist a cut edge

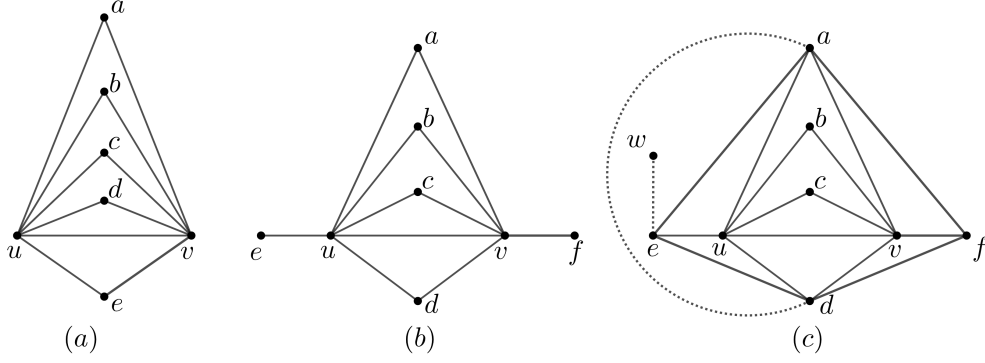


Figure 3: (a), (b): The graphs with a 6-6 edge  $uv$  which 5 or 4 triangles sit on; (c):  $e, f$  have common neighbors in  $S_1$

incident with some vertex in  $S_1$ , a contradiction. Therefore, at most 4 edges can be added between  $H$  and  $G \setminus H$ .

By the induction hypothesis,  $e(G) \leq e(G \setminus H) + e(H) + 4 = \frac{19}{7}(n-7) - \frac{18}{7} + 19 = \frac{19}{7}n - \frac{18}{7}$ .

**Case 1.2.** There are 4 triangles sitting on  $uv$ .

Let  $a, b, c$  and  $d$  be the vertices adjacent to both  $u$  and  $v$ . Let  $e$  be the vertex only adjacent to  $u$  and  $f$  be the vertex only adjacent to  $v$ , see Figure 3(b). Let  $S = \{u, v, a, b, c, d, e, f\}$ ,  $S_1 = \{a, b, c, d\}$ ,  $S_2 = \{e, f\}$  and  $S_3 = \{u, v\}$ . That means  $S = S_1 \cup S_2 \cup S_3$ . And we set  $S' = V(G) \setminus S$ ,  $H = G[S]$ ,  $H' = G[S']$  and  $H_i = G[S_i]$  for  $i \in \{1, 2, 3\}$ .

Then  $e(G) = e(H) + e[S, S'] + e(H')$ , where  $e(H) = e(H_1) + e(H_2) + e(H_3) + e[S_1, S_2] + e[S_1, S_3] + e[S_2, S_3]$  and  $e[S, S'] = e[S_1, S'] + e[S_2, S'] + e[S_3, S']$ . It is easy to know that  $e(H_3) + e[S_1, S_3] + e[S_2, S_3] = 11$  and  $e[S_3, S'] = 0$ . Thus  $e(G) = e(H) + e[S, S'] + e(H') = 11 + e(H') + e_{add}$ , where  $e_{add} = e(H_1) + e[S_1, S'] + e(H_2) + e[S_2, S'] + e[S_1, S_2]$ .

Now we discuss the upper bound for  $e_{add}$ . Recall that  $G$  is  $S_{2,5}$ -free. The vertices in  $S_1$  may form a path of length at most 3 and each vertex can have at most one neighbor in  $H'$ . Thus we have  $e(H_1) \leq 3$  and  $e[S_1, S'] \leq 4$ . If  $e$  is adjacent to  $f$ , then  $e(H_2) = 1$ . And each vertex in  $\{e, f\}$  can have at most one neighbor in  $H'$ , which means  $e[S_2, S'] \leq 2$ . As  $G$  is a plane graph, each vertex in  $\{e, f\}$  (i.e.  $S_2$ ) can have at most two neighbors in  $\{a, b, c, d\}$  (i.e.  $S_1$ ). This means  $e[S_1, S_2] \leq 4$ . From the above results, it can be concluded that  $e_{add} \leq 3 + 4 + 1 + 2 + 4 = 14$ . Obviously, the discussion is a little rough. We need to improve the bound.

It is obtained that  $e(H_2) + e[S_2, S'] \leq 2$ . Recall that  $e(H_2) \leq 1$  and  $e[S_2, S'] \leq 2$ . In fact, if  $e(H_2) = 1$ ,  $H$  contains the edge  $ef$ . These two vertices each can not have a neighbor in  $H'$ , otherwise there exists an  $S_{2,5}$ . This implies  $e[S_2, S'] = 0$ .

Now, we show that  $e[S_1, S_2] + e[S_1, S'] \leq 5$  in most cases.

(i) If  $e[S_1, S_2] = 0$ , then  $e[S_1, S_2] + e[S_1, S'] = e[S_1, S'] \leq 4$ .

(ii) If  $e[S_1, S_2] = 1$ , assume that  $e$  has a neighbor  $a$  in  $S_1$  without loss of generality. Then the vertex  $a$  can not have a neighbor in  $H'$ , which means  $e[S_1, S'] \leq 3$ . So  $e[S_1, S_2] + e[S_1, S'] \leq 4$ .

(iii) If  $e[S_1, S_2] = 2$ , there are two subcases. Assume that  $e$  has two neighbors  $a, d$ , then  $a, d$  can not have a neighbor in  $H'$ , meaning  $e[S_1, H'] \leq 2$ . Thus  $e[S_1, S_2] + e[S_1, S'] \leq 4$ . Now assume that two vertices (i.e.  $e, f$ ) each has a neighbor in  $S_1$ . If their neighbors are different, there exist two vertices in  $S_1$  without a neighbor in  $H'$ . This implies  $e[S_1, S'] \leq 2$ . Then  $e[S_1, S_2] + e[S_1, S'] \leq 4$ . If  $e, f$  are adjacent to the same vertex  $a$ , then only  $a$  can not have a neighbor in  $H'$ . This means  $e[S_1, S'] \leq 3$  and  $e[S_1, S_2] + e[S_1, S'] \leq 5$ .

(iv) If  $e[S_1, S_2] = 3$ , assume that  $e$  has two neighbors  $a, d$  and  $f$  has one neighbor, denoted by  $x$ , in  $S_1$ . If the vertex  $x \notin \{a, d\}$ , these three vertices  $a, d, x$  can not have a neighbor in  $H'$ . Thus  $e[S_1, S_2] + e[S_1, S'] \leq 3 + 1 = 4$ . Otherwise if  $x \in \{a, d\}$ , these two vertices  $a, d$  can not have a neighbor in  $H'$ . We have  $e[S_1, S_2] + e[S_1, S'] \leq 3 + 2 = 5$ .

(v) If  $e[S_1, S_2] = 4$ , assume that  $e$  has two neighbors  $a, d$  and  $f$  has two neighbors  $x, y$ .

1). If  $|\{a, d\} \cup \{x, y\}| \geq 3$ , there are at least three vertices which can not have a neighbor in  $H'$ . This means  $e[S_1, S'] \leq 1$  and  $e[S_1, S_2] + e[S_1, S'] \leq 5$ .

2). If  $\{a, d\} = \{x, y\}$ , there are two vertices which can not have a neighbor in  $H'$ . This implies  $e[S_1, S'] \leq 2$  and  $e[S_1, S_2] + e[S_1, S'] \leq 6$ .

Next we will prove that  $e_{add} \leq 10$ .

It is easy to know that  $e_{add} \leq 10$  when  $e[S_1, S_2] + e[S_1, S'] \leq 5$ . So the only case we need to analysis is the second subcase of (v). That is  $e, f$  have common neighbors in  $S_1$ , see Figure 3(c).

If  $e(H_1) = 3$ ,  $a, b, c, d$  form a path of length 3. Since  $ad$  is an edge,  $e$  is an interior vertex in the triangle  $adu$ . However, we claim that  $e$  and  $f$  can not have a neighbor in  $H'$ . Recall that the vertices  $u, a, d$  do not have a neighbor in  $H'$ . In fact, if there is the edge  $ew$  with  $w \in H'$ , it is easy to check that  $ew$  is a cut edge in  $G$ . Similarly we can prove that for  $f$ . So  $e[S_2, S'] = 0$  and  $e_{add} = e(H_1) + (e[S_1, S_2] + e[S_1, S']) + (e(H_2) + e[S_2, S']) \leq 3 + 6 + 1 \leq 10$ .

If  $e(H_1) \leq 2$ , then  $e_{add} \leq 2 + 6 + 2 = 10$ .

From the above discussion, we have  $e_{add} \leq 10$ .

Thus  $e(G) = e(H) + e[S, S'] + e(H') = 11 + e(H') + e_{add} \leq 21 + \frac{19}{7}(n - 8) - \frac{18}{7} \leq \frac{19}{7}n - \frac{18}{7}$ .

With loss of generality, we suppose that  $G$  does not contain a 6-6 edge. This implies that vertices of degree 6 in  $G$  are not adjacent to each other.

**Case 2.**  $G$  contains a 6-5-6 path.

Let  $u, v, w$  be the vertices in the 6-5-6 path and  $d(v) = 5$ . We know that  $uv$  and  $wv$  are 6-5 edges. There are 3 or 4 triangles sitting on the 6-5 edge, otherwise  $G$

contains an  $S_{2,5}$ . As shown in Figure 2, these two graphs have the 6-5 edge  $uv$ .

If there are 4 triangles sitting on  $uv$ , see Figure 2(a), it is easy to see that the vertex  $w$  will be a neighbor of  $u$ , a contradiction.

Thus there are 3 triangles sitting on  $uv$ , see Figure 2(b). But it is confirmed that  $w$  and  $v$  have at most two common neighbor vertices, which implies there are at most two triangles sitting on the 6-5 edge  $wv$ . Then we find an  $S_{2,5}$ , a contradiction.

Therefore, if  $G$  contains a 6-5-6 path, there must exist a 6-6 edge. We have  $e(G) \leq \frac{19}{7}n - \frac{18}{7}$ .

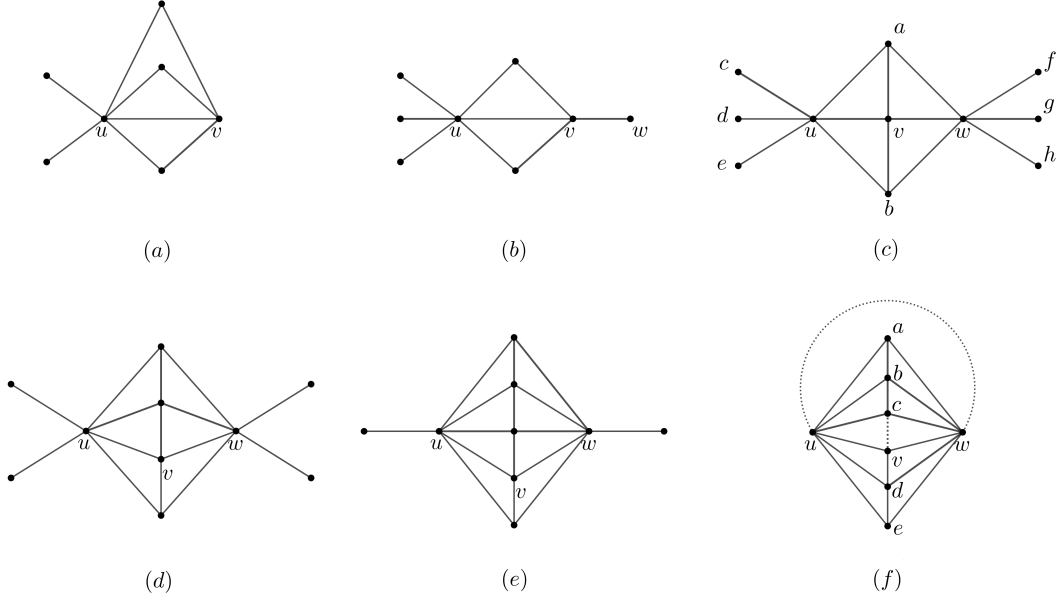


Figure 4: The graphs with a 6-4 edge and a 6-4-6 path.

**Case 3.**  $G$  contains a 6-4-6 path.

Let  $u, v, w$  be the vertices in the 6-4-6 path and  $d(v) = 4$ , where  $uv$  and  $wv$  are 6-4 edges. There are 2 or 3 triangles sitting on the 6-4 edge, otherwise an  $S_{2,5}$  is contained.

If there are 3 triangles sitting on  $uv$ , see Figure 4(a), the vertex  $w$  must be adjacent to  $u$ . We find a 6-6 edge  $uw$ , a contradiction.

Thus there are 2 triangles sitting on the 6-4 edge, see Figure 4(b). We claim that  $G$  does not contain a 3-3 edge. Indeed, if there is a 3-3 edge, then we have  $e(G) \leq \frac{19}{7}(n-2) - \frac{18}{7} + 5 \leq \frac{19}{7}n - \frac{18}{7}$  by induction hypothesis.

Then the vertex  $w$  can be determined uniquely and four 6-4-6 paths without 6-6 edge or 3-3 edge are constructed, shown in Figure 4.

Next we discuss the subcase (c) firstly. Let  $S = \{u, v, w, a, b, c, d, e, f, g, h\}$ ,  $S_1 = \{a, b\}$ ,  $S_2 = \{c, d, e, f, g, h\}$  and  $S_3 = \{u, v, w\}$ . Let  $S' = V(G) \setminus S$ ,  $H = G[S]$ ,  $H' = G[S']$  and  $H_i = G[S_i]$  for  $i \in \{1, 2, 3\}$ .

Note that  $u, v, w$  has no other neighbors in  $G$ . Similarly,  $e(G) = e(H) + e[S, S'] + e(H') = 14 + e(H') + e_{add}$ , where  $e_{add} = e(H_1) + e[S_1, S'] + e[S_1, S_2] + e(H_2) + e[S_2, S']$ .



Since  $S_1 = \{a, b\}$ , we have  $e(H_1) \leq 1$ . And each vertex in  $\{a, b\}$  has no other neighbors in  $G \setminus S_3$ , otherwise, there exists an  $S_{2,5}$ . This implies  $e[S_1, S'] = 0$  and  $e[S_1, S_2] = 0$ . Note that each vertex in  $\{c, d, e\}$  can have at most one vertex in  $\{f, g, h\} \cup S'$ , otherwise an  $S_{2,5}$  is found. Similarly, each vertex in  $\{f, g, h\}$  can have at most one vertex in  $\{c, d, e\} \cup S'$ . Furthermore,  $\{c, d, e\}$  can form a triangle. It is the same to  $\{f, g, h\}$ . So  $e(H_2) + e[S_2, S'] \leq 12$ .

From the above,  $e_{add} \leq 1 + 12 = 13$ . Thus by induction hypothesis  $e(G) = 14 + e(H') + e_{add} \leq 14 + \frac{19}{7}(n - 11) - \frac{18}{7} + 13 \leq \frac{19}{7}n - \frac{18}{7}$ .

The proofs are similar to the subcases (d), (e) respectively. We skip it here for conciseness.

We consider the subcase (f). Let  $S = \{u, v, w, a, b, c, d, e\}$ . Note that any vertex in  $S$  can not have a neighbor in  $G \setminus S$ , otherwise an  $S_{2,5}$  is found. Since  $G$  is connected and  $|S| = 8$ , we have  $|V(G)| = 8$ . Indeed, if  $|G| \geq 9$ , it is easy to see that  $G$  is disconnected. Thus  $e(G) \leq 18 \leq \frac{19}{7} \cdot 8 - \frac{18}{7}$ .

**Case 4.**  $G$  contains a 6-3-6 path.

Let  $u, v, w$  be the vertices in the 6-3-6 path and  $d(v) = 3$ , where  $uv$  and  $wv$  are 6-3 edges. There are 1 or 2 triangles sitting on the 6-3 edge, based on  $G$  is  $S_{2,5}$ -free.

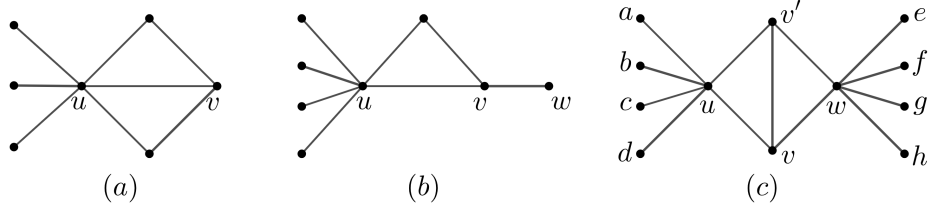


Figure 5: The graphs with a 6-3 edge and a 6-3-6 path.

If there are 2 triangles sitting on  $uv$ , see Figure 5(a),  $uw$  is an edge, which contradicts with the fact that the vertices of degree 6 in  $G$  are not adjacent to each other.

Thus there is only one triangle sitting on  $uv$ , see Figure 5(b), we add  $w$  to the 6-3 edge  $uv$  in order to form a 6-3-6 path without 6-6 edge, 6-5-6 path or 6-4-6 path.

Suppose that  $\{a, b, c, d\} \cap \{e, f, g, h\} = \emptyset$ , shown in Figure 5(c). It is noticed that the vertex  $v'$  can not have a neighbor in  $G \setminus \{u, v, w\}$ , otherwise  $G$  has an  $S_{2,5}$ . This means  $d(v') = 3$ . Then  $vv'$  is the 3-3 edge. Recall that  $G$  has no 3-3 edge, a contradiction.

On the other hand, if  $\{a, b, c, d\} \cap \{e, f, g, h\} \neq \emptyset$ , it is easy to find a 3-3 edge or 6-4-6 path in  $G$ .

So we have  $e(G) \leq \frac{19}{7}n - \frac{18}{7}$ .

This completes the proof of the lemma.  $\square$

## 4 Acknowledgement

This work was supported by Research Funds (No. 2023YZZKY19) and Cultivation Plan for “Yujie” Team (No. 107051360022XN725) of North China University of Technology.

## References

- [1] J. A. Bondy, U.S.R. Murty, Graph Theory, GTM No. 244, Springer, Berlin, 2008.
- [2] C. Dowden, Extremal  $C_4$ -free/ $C_5$ -free planar graphs, *J. Graph Theory*, 2016, 83: 213-230
- [3] P. Erdős, A. Stone, On the structure of linear graphs, *Bulletin of the American Mathematical Society*, 1946, 52: 1087-1091.
- [4] Z. Füredi, Turán type problems, “Survey in Combinatorics”, *London Mathematical Society*, 1991, 166: 253-300.
- [5] D. Ghosh, E. Győri, R. Martin, A. Paulos, C. Xiao, Planar Turán Number of the 6-Cycle, *SIAM Journal on Discrete Mathematics*, 2022, 36: 2028-2050.
- [6] D. Ghosh, E. Győri, A. Paulos, C. Xiao, Z. Oscar, Planar Turán Number of the  $\Theta_6$ , arXiv: 2006.00994v1.
- [7] D. Ghosh, E. Győri, A. Paulos, C. Xiao, Planar Turán number of double stars, (2022) arXiv: 2110.10515v2.
- [8] P. Keevash, Hypergraph Turán problems, “Survey in Combinatorics 2011”, *London Mathematical Society*, 2011, 392: 83-139.
- [9] Y. Lan, Y. Shi, Z. -X. Song, Extremal Theta-free planar graphs, *Discrete Mathematics*, 2019, 342: 111610.
- [10] Y. Lan, Y. Shi, Z. -X. Song, Planar Turán number and planar anti-Ramsey number of graphs, *Oper. Res. Trans.*, 2021, 22: 200-216.
- [11] P. Turán, On an extremal problem in Graph Theory. *Mat. Fiz. Lapok.*, 1941, 48: 436-452.
- [12] W. Wang, K. Lih, On the sizes of graphs embeddable in surfaces of nonnegative Euler characteristic and their applications to edge choosability, *European Journal of Combinatorics*, 2007, 28: 111-120.