

Firstly,

we consider the case

$M = 1$

where

for

$M = 0$ and

$M = 1$

and

for

for

$M = 1$

and

for

for $M = 0$ and

$\{m_0, \dots, m_{K-1}\}$.

$\theta_{lk} = P(M(0) = m_l, M(1) =$

$m_k)$,

$M(0) = m_l$ and $M(1) = m_k$.

$\theta_{lk} = 0$ if $m_l < m_k$.

for $M = 0$ and

d

for

for

for

$M = 0$ and

$M = 1$

d .

for

for

A and

m_k .

for

$P(Y \in A, M = m_k | D = 1)$ and $P(Y \in A, M = m_k | D = 0)$

for

$M(0) = m_l$ and $M(1) = m_k$ if $l \neq k$.

for

$M(1) = M(0) = m_k$

for

$P(Y \in A, M = m_k | D = 1)$ and $P(Y \in A, M = m_k | D = 0)$

for

$M = m_k$

for

for

$M = 1$

for

θ_{lk}

for

some θ_{lk}

for

θ_{lk}

for

θ_{lk}

for

$M = 1$

for

for

for

for

for

k

$\nu_k =$

$P(Y(1, m_k) \neq Y(0, m_k) | M(1) = M(0) = m_k)$.

ν_k

for

ν_k

for

k

k

$ADE_k = E[Y(1, m_k) - Y(0, m_k) | M(1) = M(0) = m_k]$.

$M = 1$

for

ADE_k

for

for

$M = 1$ and

by M [\(2023\)](#)
[\(2023\)](#) [\(2023\)](#)
[\(2023\)](#) [\(2023\)](#)
[\(2023\)](#) [\(2023\)](#)
[\(2023\)](#) [\(2023\)](#)
[\(2023\)](#)

Related Literature. [\(2023\)](#)

[\(2023\)](#)

[\(2023\)](#)

[\(2023\)](#)

[\(2023\)](#) ² [\(2023\)](#)
 M [\(2023\)](#)

D [\(2023\)](#)

M n Y [\(2023\)](#)

D n

[\(2023\)](#)

M n Y [\(2023\)](#)

6 M [\(2023\)](#)

M [\(2023\)](#)

[\(2023\)](#) [\(2023\)](#)

M n Y [\(2023\)](#)

[\(2023\)](#)

[\(2023\)](#)

sharp null [\(2023\)](#)

D n Y [\(2023\)](#)

[\(2023\)](#)

M .³ [\(2023\)](#)

[\(2023\)](#)

M [\(2023\)](#)

D n Y [\(2023\)](#)

[\(2023\)](#)

M [\(2023\)](#)

[\(2023\)](#)

[\(2023\)](#)

[\(2023\)](#)

D [\(2023\)](#)

M n Y . [\(2023\)](#)

M [\(2023\)](#)

[\(2023\)](#)

[\(2023\)](#)

[\(2023\)](#)

⁴ [\(2023\)](#)

[\(2023\)](#)

M [\(2023\)](#)

[\(2023\)](#)

[\(2023\)](#)

[\(2023\)](#)

[\(2023\)](#)

[\(2023\)](#)

[\(2023\)](#)

²The literature further distinguish between *natural* direct/indirect effects and *controlled* direct/indirect effects.

³Miles (2023) also considers a sharp null. However, his sharp null is that either $Y(d, m)$ depends only on d or $M(d)$ does not depend on d , whereas we consider the sharp null that $Y(d, m)$ depends only on m . His focus is also different: rather than testing this sharp null, he considers which measures of the indirect effect are zero when his sharp null is satisfied.

⁴Wang et al. (2017) consider tests of instrument validity when instrument Z , treatment D , and outcome Y are all binary, and one does not impose monotonicity. They observe that the testable implications imply lower bounds on the average controlled direct effect (ACDE) of Z on Y . Although their focus is testing instrument validity, they note in the conclusion that such lower bounds might also be used for “explaining causal mechanisms” in experiments. This observation is thus a precursor to the connections between tests for instrument validity and testing mechanisms derived in the more general setting in our paper.

1990-1991

1991

1992-1993

1994-1995

1996-1997

1998-1999

2000-2001

2002-2003

2004-2005

2006

2007-2008

2009-2010

2011-2012

2013-2014

2015-2016

2017

D

M

2018

Y

2019-2020

$Y(d, m)$

2021-2022

d

m, d

2023-2024

2025-2026

$D \parallel (Y(\cdot, \cdot), M(\cdot))$

2027-2028

$M(1) \geq M(0)$

2029-2030

2031-2032

more

2033-2034

2035-2036

2037-2038

2039-2040

2041-2042

sharp null of full mediation is

2043

$Y(d, m) = Y(m)$

$(d, m)' \in \{0, 1\} \times \{0, 1\}$,

1

2044-2045

M

2046-2047

2048-2049

2050-2051

2052-2053

2054-2055

2056

D

M or Y

2057-2058

2059-2060

2061-2062

~~We also test the sharp null hypothesis~~

~~We also test the sharp null hypothesis~~

~~$$\begin{aligned}
 P(Y \in A, M = 0 \mid D = 0) &\geq P(Y \in A, M = 0 \mid D = 1) \text{ and} \\
 P(Y \in A, M = 1 \mid D = 1) &\geq P(Y \in A, M = 1 \mid D = 0),
 \end{aligned}$$~~

~~†~~

~~Let~~ A .

~~Let~~ $M(0) = M(1) = 0$ and $M(1) = 1, M(0) = 0$.

$M = 0, D =$

~~$$P(Y \in A, M = 0 \mid D = 0) = \underbrace{P(G = nt)P(Y(0,0) \in A \mid G = nt)}_{\text{Observable probability for control units}} + \underbrace{P(G = c)P(Y(0,0) \in A \mid G = c)}_{\text{Probability of being a C with } Y(0,0) \in A},$$~~

~~Let~~ $G \in \{at, c, nt\}$.

$M = 0, D = 1,$

~~$$P(Y \in A, M = 0 \mid D = 1) = \underbrace{P(G = nt)P(Y(1,0) \in A \mid G = nt)}_{\text{Observable probability for treated units}}.$$~~

~~Let~~ $Y(1,0) = Y(0,0)$.

~~$$\underbrace{P(Y \in A, M = 0 \mid D = 0) - P(Y \in A, M = 0 \mid D = 1)}_{\text{Difference in observable probabilities}} = \underbrace{P(G = c)P(Y(0,0) \in A \mid G = c)}_{\text{Probability of being a C with } Y(0,0) \in A} \geq 0,$$~~

~~Let~~ $Y(m)$.

$Y(m)$.

$P(Y \in A, M = 0 \mid D = 0)$,

~~Let~~ $Y(0) \in A$.

$Y(0) \in A$,

~~Let~~ $P(Y \in A, M = 0 \mid D = 1)$,

$Y(0) \in A$.

~~Let~~ $Y(1) \in A$.

$Y(1) \in A$.

~~Let~~ Y .

$Y(1) \in A$.

Y .

$A = \{1\}$.

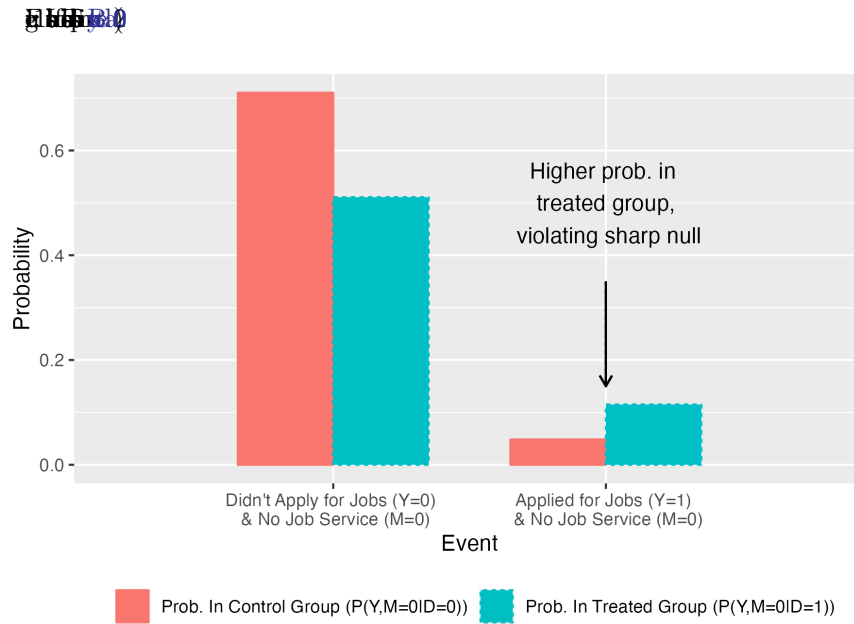
~~$$P(Y = 1, M = 0 \mid D = 0) \geq P(Y = 1, M = 0 \mid D = 1).$$~~

~~Let~~ Y .

~~Let~~ Y .

~~Let~~ Y .

⁶More precisely, these tests are joint tests of the sharp null along with the independence and monotonicity assumptions. However, if we maintain that the latter two hold, then any violations must be due to violations of the sharp null. We explore relaxations of the monotonicity assumption in subsequent sections.



Note: This figure shows estimates of the probabilities $P(Y = y, M = 0 | D = d)$ for $d = 0, 1$ and $y = 0, 1$ in the application to [Bursztyn et al. \(2020\)](#). For example, $P(Y = 1, M = 0 | D = 0)$ is the probability that one both applies for a job *and* does not sign up for the job-search service conditional on being in the control group. Under the sharp null of full mediation, it should be that $P(Y = y, M = 0 | D = 0) \geq P(Y = y, M = 0 | D = 1)$ for $y = 0, 1$. We see, however, that this inequality is violated in the empirical distribution for $y = 1$: more women apply for jobs and don't use the job-search service in the treated group, as indicated by the black arrow.

$$\hat{P}(Y = 1, M = 0 | D = 1) > \hat{P}(Y = 1, M = 0 | D = 0)$$

if $P(Y = y, M = 0 | D = 0) \geq P(Y = y, M = 0 | D = 1)$

if $P(Y = y, M = 0 | D = 0) < P(Y = y, M = 0 | D = 1)$

if $P(Y = y, M = 0 | D = 0) = P(Y = y, M = 0 | D = 1)$

if $P(Y = y, M = 0 | D = 0) > P(Y = y, M = 0 | D = 1)$

if $P(Y = y, M = 0 | D = 0) < P(Y = y, M = 0 | D = 1)$

if $P(Y = y, M = 0 | D = 0) = P(Y = y, M = 0 | D = 1)$

if $P(Y = y, M = 0 | D = 0) > P(Y = y, M = 0 | D = 1)$

if $P(Y = y, M = 0 | D = 0) < P(Y = y, M = 0 | D = 1)$

if $P(Y = y, M = 0 | D = 0) = P(Y = y, M = 0 | D = 1)$

if $P(Y = y, M = 0 | D = 0) > P(Y = y, M = 0 | D = 1)$

if $P(Y = y, M = 0 | D = 0) < P(Y = y, M = 0 | D = 1)$

if $P(Y = y, M = 0 | D = 0) = P(Y = y, M = 0 | D = 1)$

if $P(Y = y, M = 0 | D = 0) > P(Y = y, M = 0 | D = 1)$

if $P(Y = y, M = 0 | D = 0) < P(Y = y, M = 0 | D = 1)$

if $P(Y = y, M = 0 | D = 0) = P(Y = y, M = 0 | D = 1)$

if $P(Y = y, M = 0 | D = 0) > P(Y = y, M = 0 | D = 1)$

if $P(Y = y, M = 0 | D = 0) < P(Y = y, M = 0 | D = 1)$

if $P(Y = y, M = 0 | D = 0) = P(Y = y, M = 0 | D = 1)$

if $P(Y = y, M = 0 | D = 0) > P(Y = y, M = 0 | D = 1)$

if $P(Y = y, M = 0 | D = 0) < P(Y = y, M = 0 | D = 1)$

$M, \text{ if } y=1$

$M, \text{ if } y=0$

3 Theory: General Case

Let M be a potential function $G = \{k \mid m_k > 0\}$. Let m_0, \dots, m_{K-1} be the values of M at the nodes of G . Let $M(0) = m_l$ and $M(1) = m_k$ for $l \neq k$.

Let $\theta_{lk} := P(M(0) = m_l, M(1) = m_k)$ for $l, k \in G$. Let $\theta_{lk} = 0$ if $l = k$.

$$Y(d, m) = Y(m) \quad (d, m)' \in \{0, 1\} \times \{m_0, \dots, m_{K-1}\}.$$

Let M be a potential function. Let A and B be two treatments. Let Y be the potential outcome.

Let X be a mediator. Let θ_{lk} be the probability of $M(0) = m_l$ and $M(1) = m_k$.

Assumption 1 . The treatment is independent of the potential outcomes and mediators, $D \perp\!\!\!\perp (Y(\cdot, \cdot), M(\cdot))$.

Assumption 2 . $\theta \in R$ for $R \subseteq \Delta$, where Δ denotes the K^2 -dimensional simplex.

Example 1 . Let M be a potential function. Let $m_0 < m_1 < \dots < m_{K-1}$. Let $K = 2$. Let $M(1) \geq M(0)$.

$$R = \{\theta \in \Delta : \theta_{lk} = 0 \text{ if } l > k\}.$$

Let \bar{d} be a constant.

$$R = \left\{ \theta \in \Delta : \sum_{l, k: l > k} \theta_{lk} \leq \bar{d} \right\}.$$



Example 2

Let M be a p -th order Markov chain with transition matrix $M(d)$.

$$R = \{\theta \in \Delta : \theta_{lk} = 0 \text{ if } m_l \not\leq m_k\},$$

where $m_l \leq m_k$ iff $m_l \leq m_k$ in the partial order \bar{d} on $M(0) \leq M(1)$. ▲

Example 3

Let M be a Markov chain with transition matrix $M(d)$.

$M(d)$.

M ,

$$R = \left\{ \theta \in \Delta : \sum_{\substack{l,k \\ \|m_l - m_k\| > \kappa}} \theta_{lk} \leq \bar{d} \right\}.$$

where \bar{d} is the partial order on $M(1) - M(0) \|\ > \kappa$. ▲

Example 4

Let M be a Markov chain with transition matrix $R = \Delta$.

$R = \Delta$.

Let $\theta \in R$.

$$R = \{\theta : B\theta \leq c\}$$

where B is a matrix and c is a vector.

Let M be a Markov chain with transition matrix M .

Let k be a state.

Let ν_k be the fraction of time M spends in state k .

Let ν_k be the fraction of time M spends in state k .

Let ν_k be the fraction of time M spends in state k .

Let ν_k be the fraction of time M spends in state k .

Let ν_k be the fraction of time M spends in state k .

Let ν_k be the fraction of time M spends in state k .

Let ν_k be the fraction of time M spends in state k .

Let ν_k be the fraction of time M spends in state k .

Let ν_k be the fraction of time M spends in state k .

Let ν_k be the fraction of time M spends in state k .

3.1 Bounds on fraction of always-takers affected

Let M be a Markov chain with transition matrix M .

Let ν_k be the fraction of time M spends in state k .

Let ν_k be the fraction of time M spends in state k .

$$\nu_k := P(Y(1, m_k) \neq Y(0, m_k) \mid G = k)$$

Let $M = m_k$.

Let ν_k be the fraction of time M spends in state k .

Let ν_k be the fraction of time M spends in state k .

Let $M = m_k$.

Let ν_k be the fraction of time M spends in state k .

Let ν_k be the fraction of time M spends in state k .

Let $Y(1, m_k) = Y(0, m_k)$.

Let $\nu_k = 0$.

Let k be a state.

Let ν_k be the fraction of time M spends in state k .

Let ν_k be the fraction of time M spends in state k .

Let k be a state.

Let M be a Markov chain with transition matrix M .

Let ν_k be the fraction of time M spends in state k .

Let ν_k be the fraction of time M spends in state k .

Let ν_k be the fraction of time M spends in state k .

⁷Analogous logic could be used to impose that $M(0) \leq M(1)$ in *any* partial order, not just the elementwise one.

$\theta_{kk} = P(Y \in A, M = m_k | D = 1) - P(Y \in A, M = m_k | D = 0)$

$$\Delta_k(A) := P(Y \in A, M = m_k | D = 1) - P(Y \in A, M = m_k | D = 0)$$

$$\Delta_k(A) = P(Y \in A, M = m_k | D = 1) - P(Y \in A, M = m_k | D = 0)$$

Proposition 3.1. *Suppose Assumption 1 holds. Then for all $k = 0, \dots, K - 1$,*

$$\begin{aligned} \theta_{kk} \nu_k &\geq \sup_A \Delta_k(A) - \sum_{l:l \neq k} \theta_{lk} \\ &= \sup_A \Delta_k(A) - (P(M = m_k | D = 1) - \theta_{kk}). \end{aligned} \quad \text{§}$$

where the sup is over all Borel sets A .⁸

$$\nu_k = 0 \text{ if } P(M = m_k | D = 1) = \theta_{kk}$$

Corollary 3.1 *If Assumption 1 holds and the sharp null is satisfied, then for all $k = 0, \dots, K - 1$,*

$$\sup_A \Delta_k(A) \leq \sum_{l:l \neq k} \theta_{lk} = P(M = m_k | D = 1) - \theta_{kk}. \quad \text{¶}$$

Proof sketch.

$$P(Y \in A, M = m_k | D = 1) = \theta_{kk} P(Y(1, m_k) \in A | G = kk) + \sum_{l:l \neq k} \theta_{lk} P(Y(1, m_k) \in A | G = lk).$$

$$P(Y \in A, M = m_k | D = 0) = \theta_{kk} P(Y(0, m_k) \in A | G = kk) + \sum_{l:l \neq k} \theta_{kl} P(Y(0, m_k) \in A | G = kl).$$

$$\theta_{kk} \left(\sup_A [P(Y(1, m_k) \in A | G = kk) - P(Y(0, m_k) \in A | G = kk)] \right) \geq \sup_A \Delta_k(A) - \sum_{l:l \neq k} \theta_{lk}.$$

$$\theta_{kk} TV_k \geq \sup_A \Delta_k(A) - \sum_{l:l \neq k} \theta_{lk}.$$

⁸Formally, $P(Y(1, m_k) \neq Y(0, m_k) | G = kk)$ is only well-defined if $P(G = kk) > 0$. If $P(G = kk) = 0$, we define $\nu_k = 0$.

$TV_k \leq \nu_k$,

 \square

Partially-identified shares. θ

$M \mid D$

Example 5

 $P(M = 1 \mid D = 1) = 0.5$ and $P(M = 1 \mid D = 0) = 0.3$.

 $\theta_{11} = 0.3, \theta_{01} = 0.2, \theta_{00} = 0.5, \theta_{10} = 0$

 $\theta_{11} = 0, \theta_{01} = 0.5, \theta_{00} = 0.2, \theta_{10} = 0.3$

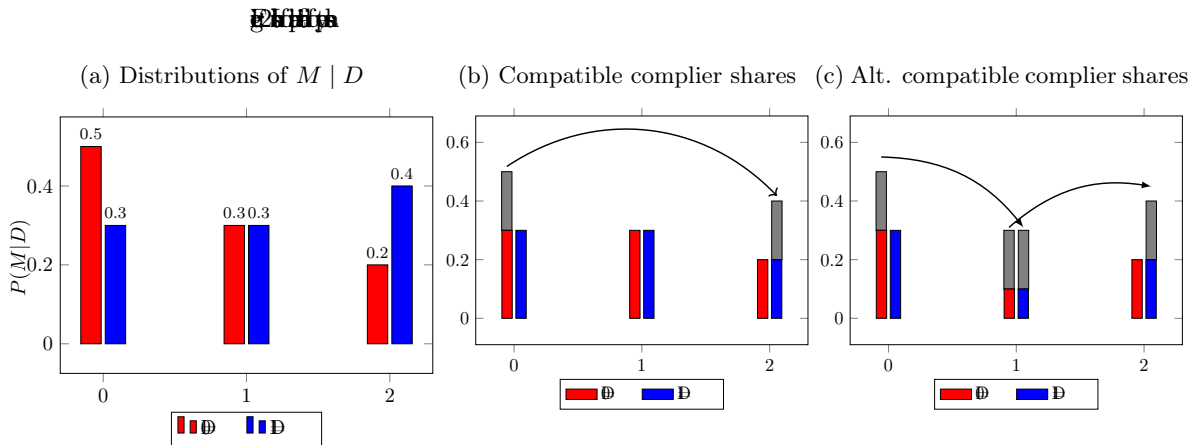
Example 6

 $M = 2$

 $M = 0$

 $\theta_{02} = 0.2, \theta_{01} = \theta_{12} = 0$

 $\theta_{01} = \theta_{12} = 0.2, \theta_{02} = 0$



$$\begin{aligned}
& \Theta_I \text{ is } \theta_{kk} \text{ for } k=0, \dots, K-1 \\
& \theta \in R \\
& \sum_l \theta_{kl} = P(M = m_k | D = 0) \quad k = 0, \dots, K-1 \\
& \sum_l \theta_{lk} = P(M = m_k | D = 1) \quad k = 0, \dots, K-1 \\
& 0 \leq \theta_{kk'} \leq 1 \quad k, k' \\
& \theta \in R
\end{aligned}$$

$$\begin{aligned}
& \max_{\theta \in \Theta_I} \theta_{kk} \\
& \nu_k = \inf_{\theta \in \Theta_I} \theta_{kk} \\
& \theta_{kk} = 0 \\
& \nu_k
\end{aligned}$$

Corollary 3.2. Suppose Assumptions 1 and 2 hold. Let $\theta_{kk}^{min} = \inf_{\theta \in \Theta_I} \theta_{kk}$. If $\theta_{kk}^{min} > 0$, then

$$\begin{aligned}
\nu_k & \geq \inf_{\theta \in \Theta_I} \frac{1}{\theta_{kk}} \left(\sup_A \Delta_k(A) - \sum_{l:l \neq k} \theta_{lk} \right) \\
& = \frac{1}{\theta_{kk}^{min}} \left(\sup_A \Delta_k(A) - (P(M = m_k | D = 1) - \theta_{kk}^{min}) \right).
\end{aligned}$$

$$\theta \text{ for some } \theta \in \Theta_I.$$

Corollary 3.3. Suppose Assumptions 1 and 2 hold. Then if the sharp null holds, there exists some $\theta \in \Theta_I$ such that $\sup_A \Delta_k(A) \leq P(M = m_k | D = 1) - \theta_{kk}$ holds simultaneously for all $k = 0, \dots, K-1$.

$$\begin{aligned}
& \Theta_I \text{ is } \theta_{kk} \\
& \min_{s \in \mathbb{R}, \theta \in \Theta_I} s \text{ s.t. } \sup_A \Delta_k(A) \leq P(M = m_k | D = 1) - \theta_{kk} + s \quad k \\
& s^* \leq 0. \quad \theta \in \Theta_I
\end{aligned}$$

Remark 1. M .

$$\theta_{kk}^{min}$$

ν_k is a probability distribution on \mathcal{V} .

k . ▲

Remark 5

Suppose ν_k is a probability distribution on \mathcal{V} .

D is a distribution on \mathcal{D} .

M .¹⁰

Suppose ν_k is a probability distribution on \mathcal{V} .

M

M .

M .

Suppose ν_k is a probability distribution on \mathcal{V} .

R .

ν_k . ▲

3.1.1 Sharpness of Bounds

Suppose ν_k is a probability distribution on \mathcal{V} .

k .

ν_k .

Suppose ν_k is a probability distribution on \mathcal{V} .

$\nu_k = 0$

Suppose ν_k is a probability distribution on \mathcal{V} .

sharp.

Suppose ν_k is a probability distribution on \mathcal{V} .

¹¹

Suppose ν_k is a probability distribution on \mathcal{V} .

ν_k is a probability distribution on \mathcal{V} .

Suppose ν_k is a probability distribution on \mathcal{V} .

Suppose ν_k is a probability distribution on \mathcal{V} .

Suppose ν_k is a probability distribution on \mathcal{V} .

Suppose ν_k is a probability distribution on \mathcal{V} .

P

(Y, M, D) .

Suppose ν_k is a probability distribution on \mathcal{V} .

$(Y(\cdot, \cdot), M(\cdot, \cdot), D)$.

P^*

Suppose ν_k is a probability distribution on \mathcal{V} .

$(Y(D, M(D)), M(D), D)$

P^*

P

P^*

Suppose ν_k is a probability distribution on \mathcal{V} .

P .

Suppose ν_k is a probability distribution on \mathcal{V} .

ν_k

Suppose ν_k is a probability distribution on \mathcal{V} .

P^*

¹²

Proposition 3.2. For any $\theta \in \Theta_I$, there exists a distribution P^* for $(Y(\cdot, \cdot), M(\cdot, \cdot), D)$ consistent with the

¹⁰The case where M is multi-dimensional does not have an obvious parallel in the IV setting, since this would correspond to an IV setting with a single instrument but multiple endogenous variables.

¹¹We note that the causal inference literature uses the phrase *sharp* null to describe a null-hypothesis in which all treatment effects are zero, while the literature on specification testing describes implications as *sharp* if they exhaust the testable content in the data. We thus refer to the *sharp* null of full mediation and *sharp* testable implications, in line with these two distinct notions of sharpness.

¹²More precisely, the lower bound either holds with equality or is *negative*, in which case the tight lower bound is trivially zero. That is, a tight lower bound is the maximum of the left-hand side of (3) and zero.

observable data and satisfying Assumptions 1 and 2 such that for all $k = 0, \dots, K - 1$,

$$\left(\sup_A \Delta_k - \sum_{l:l \neq k} \theta_{lk} \right)_+ = \theta_{kk} \nu_k, \quad \checkmark$$

where $\nu_k = P^*(Y(1, m_k) \neq Y(0, m_k) \mid G = kk)$, $\theta_{lk} = P^*(M(0) = m_l, M(1) = m_k)$, and $(x)_+ := \max\{x, 0\}$.

Sharp hypothesis

cb

Corollary 3.4. *Suppose that there is some $\theta \in \Theta_I$ such that \checkmark holds for all $k = 0, \dots, K - 1$. Then there exists a distribution P^* for $(Y(\cdot, \cdot), M(\cdot), D)$ consistent with the observable data and satisfying Assumptions 1 and 2 such that the sharp null holds.*

3.2 Bounds on average effects for always-takers

Sharp

cb

of always-takers

sharp null

$$\nu_k, \theta_{kk} \quad k \text{ always-takers} \quad \nu_k \text{ sharp null} \quad \text{magnitude}$$

$$ADE_k := E[Y(1, m_k) - Y(0, m_k) \mid G = kk],$$

sharp null

sharp null

cb

cb

sharp

cb

cb

cb

cb

cb

cb

cb

cb

cb

cb

cb

cb

cb

cb

cb

cb

cb

cb

cb

cb

cb

cb

$$ADE_k, E[Y(1, m_k) \mid G = kk], E[Y(1, m_k) \mid G = kk], E[Y(0, m_k) \mid G = kk], Y$$

$$\tilde{\theta}_{kk}^1 := P(G = kk \mid D = 1, M = m_k) = \frac{\theta_{kk}}{P(M = m_k \mid D = 1)}, \theta_{kk}^1 \text{ or } Y(1, m_k) \mid G = kk$$

$$(1 - \tilde{\theta}_{kk}^1) E[Y(1, m_k) \mid G = kk], Y(1, m_k), E[Y(1, m_k) \mid G = kk], \tilde{\theta}_{kk}^1$$

$$\tilde{\theta}_{kk}^1, Y \mid D = 1, M = m_k, E[Y(1, m_k) \mid G = kk], E[Y(0, m_k) \mid G = kk], Y$$

Lemma 3.1. *Suppose Assumption 1 holds and that Y is continuously distributed. Let $y_q^d := F_{Y \mid D=d, M=m_k}^{-1}(q)$ be the q th quantile of $Y \mid D = d, M = m_k$. If $\tilde{\theta}_{kk}^1 > 0$, then*

$$E[Y \mid M = m_k, D = 1, Y \leq y_{\tilde{\theta}_{kk}^1}^1] \leq E[Y(1, m_k) \mid G = kk] \leq E[Y \mid M = m_k, D = 1, Y \geq y_{1-\tilde{\theta}_{kk}^1}^1].$$

Likewise, if $\tilde{\theta}_{kk}^0 > 0$, then

$$E[Y \mid M = m_k, D = 0, Y \leq y_{\tilde{\theta}_{kk}^0}^0] \leq E[Y(0, m_k) \mid G = kk] \leq E[Y \mid M = m_k, D = 0, Y \geq y_{1-\tilde{\theta}_{kk}^0}^0].$$

The bounds are sharp in the sense that there exists a distribution P^* for $(Y(\cdot, \cdot), M(\cdot), D)$ consistent with the observable data and with $\theta_{lk} = P^*(G = lk)$ such that the bounds hold with equality.

$$\begin{aligned}
 & \text{A}DE_k \\
 & Y(1, m_k) - Y(0, m_k) \\
 & \tilde{\theta}_{kk}^d = \frac{\theta_{kk}}{P(M=m_k|D=d)}, \quad \tilde{\theta}_{kk}^d \\
 & \tilde{\theta}_{kk}^d \\
 & \text{A}DE_k \\
 & \theta_{kk}^{min} \\
 & LB_1(\tilde{\theta}_{kk}^1) \leq UB_1(\tilde{\theta}_{kk}^1) \\
 & \tilde{\theta}_{kk}^1, \quad LB_0(\tilde{\theta}_{kk}^0) \leq UB_0(\tilde{\theta}_{kk}^0) \\
 & \text{A}DE_k. \\
 & E[Y(1) | G = kk] - E[Y(0) | G = kk] \\
 & Y(1) - Y(0).^{13}
 \end{aligned}$$

Proposition 3.3. Suppose Assumption 1 holds and Y is continuously distributed. If $\theta_{kk}^{min} = \inf_{\theta \in \Theta_I} \theta_{kk} > 0$, then sharp bounds on ADE_k are given as follows:

$$LB_1(\tilde{\theta}_{kk}^{1,min}) - UB_0(\tilde{\theta}_{kk}^{0,min}) \leq ADE_k \leq UB_1(\tilde{\theta}_{kk}^{1,min}) - UB_0(\tilde{\theta}_{kk}^{0,min})$$

where $\tilde{\theta}_{kk}^{d,min} = \frac{\theta_{kk}^{min}}{P(M=m_k|D=d)}$. The lower and upper bounds are each sharp in the sense that there exists a distribution P^* for $(Y(\cdot, \cdot), M(\cdot), D)$ consistent with the observable data and Assumption 1 and Assumption 2 such that the bound holds with equality.

$$\begin{aligned}
 & \text{A}DE_k \\
 & M \\
 & D \\
 & M(1) = M(0) = m_k \\
 &^{14} \\
 & M \\
 & M \\
 & ADE_k = 0 \text{ for } k. \\
 & ADE_k = 0 \\
 & k \\
 & ADE_k
 \end{aligned}$$

¹³For settings where Y is not continuous, the analogous result holds if one replaces LB_d and UB_d with the analogous expressions given in Lemma A.3 for the case where Y is not assumed to be continuous.

¹⁴VanderWeele (2012) argues that one should not interpret the principal stratum effect for compliers as an indirect effect, but rather a combination of the direct and indirect effects (a total effect). This critique does not apply to our analysis of the principal stratum effects for always-takers, since their value of M is unaffected by D , and thus any effects for this subgroup must be direct effects.

4 Inference

Assume that

(Y, M, D) ~ P. &V

N iid

for P, (Y_i, M_i, D_i)_{i=1}^N.

Define

ν_k^{ub}

$\nu_k^{ub} = 0$ for $k \in \mathcal{K}$

$H_0 : \nu_k \leq \nu_k^{ub}$ for $k \in \mathcal{K}$

Define the test function

$\Delta_k(A) = \int (f_{Y, M=m_k | D=1}(y) - f_{Y, M=m_k | D=0}(y))_+ dy$

where $(x)_+ = \max\{x, 0\}$

and

$\Delta_k(A)$

$\sup_A \Delta_k(A)$

is

$\sup_A \Delta_k(A)$

$\sup_A \Delta_k(A) = \int (f_{Y, M=m_k | D=1}(y) - f_{Y, M=m_k | D=0}(y))_+ dy$ where $(x)_+ = \max\{x, 0\}$

and

$f_{Y, M=m_k | D=1}(y) = f_{Y, M=m_k | D=0}(y)$

for $k \in \mathcal{K}$

and

\mathcal{K}

is

$\mathcal{K} = \{k \in \mathcal{K} : \theta_k > 0\}$

Y

y_1, \dots, y_Q

for

Y

Y

R

$R = \{\theta \in \Delta : B\theta \leq c\}$

Y, ω

is

$$\sup_A \Delta_k(A) = \sum_{q=1}^Q (P(Y = y_q, M = m_k | D = 1) - P(Y = y_q, M = m_k | D = 0))_+$$

where $(x)_+ = \max\{x, 0\}$

$$\sup_A \Delta_k(A) \leq P(M = m_k | D = 1) - \theta_{kk}$$

Define

$\delta_{k1}, \dots, \delta_{kQ}$

$$\sum_{q=1}^Q \delta_{kq} \leq P(M = m_k | D = 1) - \theta_{kk}$$

§

$$\delta_{kq} \geq P(Y = y_q, M = m_k | D = 1) - P(Y = y_q, M = m_k | D = 0) \quad q = 1, \dots, Q$$

§

$$\delta_{kq} \geq 0 \quad q = 1, \dots, Q$$

§

Define the set

Θ_I

$\theta \in \Theta_I$ if $\delta_{kq} \geq 0$

$k = 0, \dots, K-1$

and

δ, θ

is

$\omega = (\theta', \delta)'$

11/11/16

$$C_1 \omega - C_2 p \geq 0,$$

C_1, C_2 are constants, p is the probability of $M = m_k$ given $D = d$.
 $E[\hat{p}] = p$, where $\hat{p} = \frac{1}{n} \sum_{i=1}^n \mathbb{1}_{\{M = m_k | D = d\}}$.

$$H_0 : \exists \omega \text{ s.t. } E[C_1 \omega - C_2 \hat{p}] \geq 0. \quad \uparrow$$

The test statistic is $C_1 - C_2 \hat{p}$.

Remark 6

$\Delta_k(A) = P(Y^{disc} \in A, M = m_k | D = 1) - P(Y^{disc} \in A, M = m_k | D = 0)$.
 $\Delta_k(A) = P(Y \in I_j, M = m_k | D = 1) - P(Y \in I_j, M = m_k | D = 0)$.

$$\begin{aligned} \sup_A \Delta_k^{disc}(A) &= \sup_A P(Y^{disc} \in A, M = m_k | D = 1) - P(Y^{disc} \in A, M = m_k | D = 0) \\ &= \sup_{A \in \mathcal{A}_{disc}} P(Y \in A, M = m_k | D = 1) - P(Y \in A, M = m_k | D = 0) = \sup_{A \in \mathcal{A}_{disc}} \Delta_k(A) \end{aligned}$$

\mathcal{A}_{disc} is a σ -algebra. I_1, \dots, I_Q is a partition of \mathcal{A}_{disc} .
 $\sup_A \Delta_k^{disc}(A) \leq \sup_A \Delta_k(A)$.
 $\sup_A \Delta_k^{disc}(A) \approx \sup_A \Delta_k(A)$.
 $\sup_A \Delta_k^{disc}(A) = \sup_A \Delta_k(A)$.

$f_{Y, M = m_k | D = 1}(y) - f_{Y, M = m_k | D = 0}(y)$ is the density difference.
 \hat{p} is the estimated probability.

4.1 Monte Carlo

The Monte Carlo method is used to estimate the probability of $M = m_k$ given $D = d$.

Outcomes and mediators.

Y
 M
 D
 Z

Sample sizes.

$n = 284$ iid
 $n = 568$ or 585

284

139

284 iid

M

Description of DGP.

(Y, M)
 $(Y, M) | D = 1$
 (Y, M)
 $t \in \{0, 0.5, 1\}$
 $t = 1$
 $t = 0$
 (Y, M)
 $t = 0.5$ and $t = 1$

Methods used.

χ^2
 χ^2
 χ^2
 χ^2

¹⁵More precisely, CS propose a conditional chi-squared test and a “refined” version of this test. Since the refinement is computationally costly with many moments, and only matters when one moment is binding, we only implement the refinement in DGPs with a binary outcome, for which there are fewer moments.

¹⁶When M is binary, we implement the formulation of the moment inequalities derived in (2) without nuisance parameters. For non-binary M , we use the formulation in (11).

¹⁷For the DGPs based on Baranov et al. (2020), we use a modified version of Kitagawa (2015) to account for clustering.

Table 1

M

	$\bar{\nu}$	B	R	S	K	\mathcal{E}	\mathcal{E}
$\theta=0$	0		0.038	0.032	0.030	0.078	0.070
$\theta=0.1$	0.036		0.196	0.190	0.116	0.214	0.194
$\theta=0.2$	0.077		0.626	0.632	0.386	0.620	0.584

	$\bar{\nu}$	B	R	S	K	\mathcal{E}	\mathcal{E}
$\theta=0$	0		0.056	0.154	0.050	0.232	0.212
$\theta=0.1$	0.134		0.194	0.206	0.064	0.314	0.270
$\theta=0.2$	0.283		0.570	0.668	0.422	0.750	0.680

	$\bar{\nu}$	B	R	S	K	\mathcal{E}	\mathcal{E}
$\theta=0$	0		0.044	0.064	0.040	0.132	0.112
$\theta=0.1$	0.134		0.322	0.340	0.160	0.410	0.322
$\theta=0.2$	0.283		0.836	0.936	0.846	0.956	0.936

	$\bar{\nu}$	B	R	S	K	\mathcal{E}	\mathcal{E}
$\theta=0$	0		0.044	0.054	0.030	0.120	0.090
$\theta=0.1$	0.134		0.686	0.776	0.618	0.776	0.734
$\theta=0.2$	0.283		0.998	1	1	1	1

Notes: This table contains simulation results for the DGPs where we have a binary mediator. The first column shows the value of t , which determines the distance from the null, as described in the main text. The second column shows the lower-bound on the fraction of always-takers affected by treatment, $\bar{\nu}$. The remaining columns contain the rejection probabilities for each of the methods considered. Panel A shows the results for the DGP based on [Bursztyn et al. \(2020\)](#) and Panels B-D show the results for the DGPs based on [Baranov et al. \(2020\)](#), with the binary grandmother mediator, under different numbers of clusters. In Panels B-D, we use a discretization of the outcome into 5 bins for all tests except the K test. Rejection probabilities are computed over 500 simulation draws, under a 5% nominal significance level.

Recommendation. [Bursztyn et al. \(2020\)](#)

[Bursztyn et al. \(2020\)](#)
[Bursztyn et al. \(2020\)](#)
[Bursztyn et al. \(2020\)](#)
[Bursztyn et al. \(2020\)](#)
[Bursztyn et al. \(2020\)](#)
[Bursztyn et al. \(2020\)](#)
[Bursztyn et al. \(2020\)](#)

$M)$

5 Empirical applications

5.1 Bursztyn et al. (2020) revisited

[Bursztyn et al. \(2020\)](#)
[Bursztyn et al. \(2020\)](#)
[Bursztyn et al. \(2020\)](#)
[Bursztyn et al. \(2020\)](#)
[Bursztyn et al. \(2020\)](#)

D is

M

Y

Y

M

Y

M

Statistical significance. [Bursztyn et al. \(2020\)](#)

p

p

p

0.02

20

p

p

p

p

p

Magnitudes of alternative mechanisms. [Bursztyn et al. \(2020\)](#)

p

p

p

p

p

p

0.11 to 0.18.²¹

p

p

p

11

0.12.

²⁰Since the outcome is binary, no discretization is needed for this application. The p -value reported here is the smallest value of α for which the test rejects. See Appendix Table 3 for p -values for tests other than CS in our applications.

²¹Because the outcome is binary, the lower bound for the average effect corresponds exactly to our lower bound on the fraction of always-takers affected.

$\frac{1}{\sigma^2} \frac{\partial \log L}{\partial \theta}$
 τ

Robustness to monotonicity violations. $\frac{1}{\sigma^2} \frac{\partial \log L}{\partial \theta}$

$\frac{1}{\sigma^2} \frac{\partial \log L}{\partial \theta}$
 $\frac{1}{\sigma^2} \frac{\partial \log L}{\partial \theta}$
 $\frac{1}{\sigma^2} \frac{\partial \log L}{\partial \theta}$
 $\frac{1}{\sigma^2} \frac{\partial \log L}{\partial \theta}$
 $\frac{1}{\sigma^2} \frac{\partial \log L}{\partial \theta}$
 $\frac{1}{\sigma^2} \frac{\partial \log L}{\partial \theta}$
 $\frac{1}{\sigma^2} \frac{\partial \log L}{\partial \theta}$

0.33 $\frac{1}{\sigma^2} \frac{\partial \log L}{\partial \theta}$

\bar{d} $\frac{1}{\sigma^2} \frac{\partial \log L}{\partial \theta}$ 0.07 $\frac{1}{\sigma^2} \frac{\partial \log L}{\partial \theta}$ 7%

5.2 Baranov et al. (2020)

$\frac{1}{\sigma^2} \frac{\partial \log L}{\partial \theta}$
 $\frac{1}{\sigma^2} \frac{\partial \log L}{\partial \theta}$
 $\frac{1}{\sigma^2} \frac{\partial \log L}{\partial \theta}$
 $\frac{1}{\sigma^2} \frac{\partial \log L}{\partial \theta}$
 $\frac{1}{\sigma^2} \frac{\partial \log L}{\partial \theta}$
 $\frac{1}{\sigma^2} \frac{\partial \log L}{\partial \theta}$
 $\frac{1}{\sigma^2} \frac{\partial \log L}{\partial \theta}$
 $\frac{1}{\sigma^2} \frac{\partial \log L}{\partial \theta}$

$\frac{1}{\sigma^2} \frac{\partial \log L}{\partial \theta}$
 $\frac{1}{\sigma^2} \frac{\partial \log L}{\partial \theta}$
 $\frac{1}{\sigma^2} \frac{\partial \log L}{\partial \theta}$

$\frac{1}{\sigma^2} \frac{\partial \log L}{\partial \theta}$
 $\frac{1}{\sigma^2} \frac{\partial \log L}{\partial \theta}$
 $\frac{1}{\sigma^2} \frac{\partial \log L}{\partial \theta}$
 $\frac{1}{\sigma^2} \frac{\partial \log L}{\partial \theta}$

Grandmother Mechanism. $\frac{1}{\sigma^2} \frac{\partial \log L}{\partial \theta}$

$\frac{1}{\sigma^2} \frac{\partial \log L}{\partial \theta}$
 $\frac{1}{\sigma^2} \frac{\partial \log L}{\partial \theta}$
 $\frac{1}{\sigma^2} \frac{\partial \log L}{\partial \theta}$
 $\frac{1}{\sigma^2} \frac{\partial \log L}{\partial \theta}$
 $\frac{1}{\sigma^2} \frac{\partial \log L}{\partial \theta}$
 $\frac{1}{\sigma^2} \frac{\partial \log L}{\partial \theta}$

$$P(Y = y, M = 0 |$$

$$D = d) \quad d = 1 \quad d = 0, \frac{1}{\sigma^2} \frac{\partial \log L}{\partial \theta}$$

$$P(Y = y, M = 0 | D = 1) \leq P(Y = y, M = 0 | D = 0) \frac{1}{\sigma^2} \frac{\partial \log L}{\partial \theta}$$

$$\frac{1}{\sigma^2} \frac{\partial \log L}{\partial \theta} \quad y, \frac{1}{\sigma^2} \frac{\partial \log L}{\partial \theta}$$

$y,$

$\frac{1}{\sigma^2} \frac{\partial \log L}{\partial \theta}$

$\frac{1}{\sigma^2} \frac{\partial \log L}{\partial \theta}$

$$p = 0.02) \frac{1}{\sigma^2} \frac{\partial \log L}{\partial \theta}$$

$\frac{1}{\sigma^2} \frac{\partial \log L}{\partial \theta}$

11 $\frac{1}{\sigma^2} \frac{\partial \log L}{\partial \theta}$

$\frac{1}{\sigma^2} \frac{\partial \log L}{\partial \theta}$

0.51

11

Relationship quality mechanism.

$M)6$ 10% $p = 0.03)$ ²²

Combinations of mechanisms.

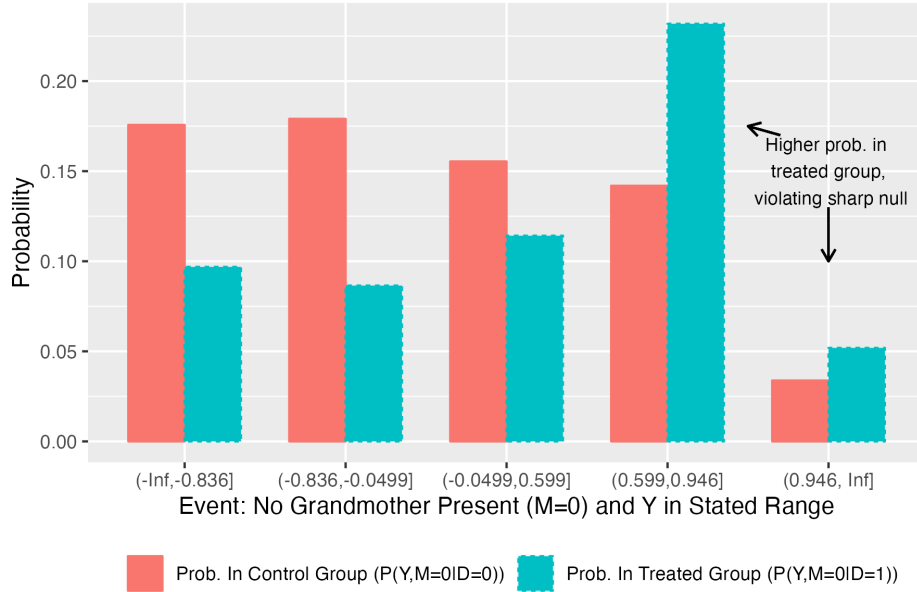
$M, 7%$ $p = 0.65)$

6 Conclusion

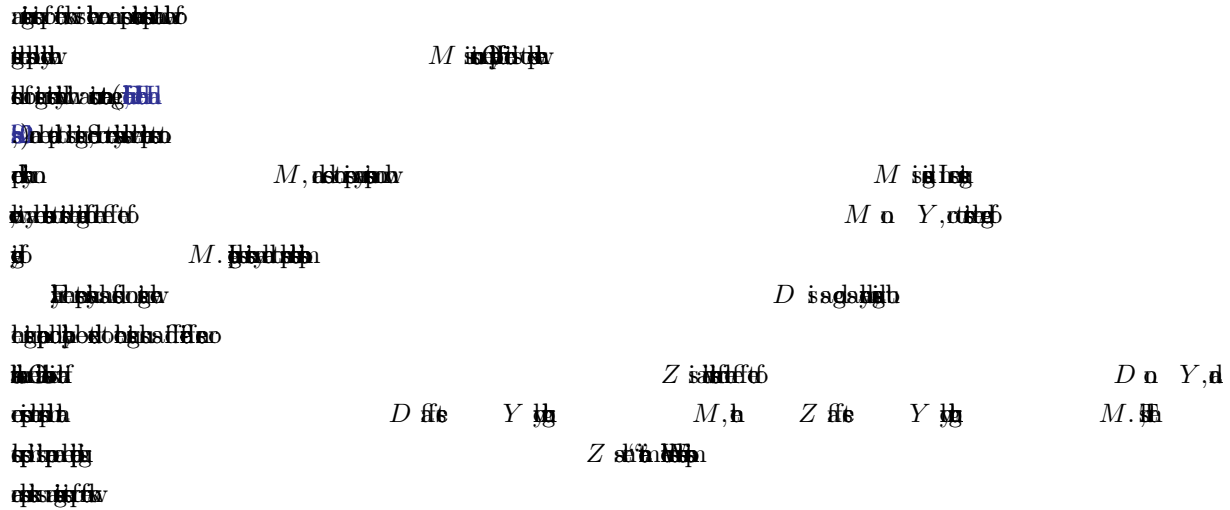
M, D

²²The monotonicity assumption requires that the population CDF of $M | D = 1$ is everywhere smaller than the population CDF of $M | D = 0$. This is satisfied at three of the four support points of the empirical distribution. However, the empirical CDF in the treated group is 0.015 larger at $M = 4$, although this difference is not statistically significant from zero ($p=0.75$). Thus, the empirical distribution violates monotonicity, although we cannot reject that monotonicity holds in the population. To compute our estimate of the lower bound on the fraction of always-takers affected using the empirical distribution, we therefore allow for the minimum number of defiers compatible with the empirical distribution of $M | D$ (0.015). We apply an analogous approach when considering the grandmother and relationship-quality mechanisms jointly.

Figure 1



Note: This figure shows testable implications of the sharp null of full mediation in the Baranov et al. (2020), similar to Figure 1. The mediator is presence of a grandmother in the home. The bars show estimates of probabilities of the form $P(Y^{disc} = y, M = 0 | D = d)$, where Y^{disc} is a discretization of the outcome (an index of mother’s financial empowerment) into 5 bins. Under the sharp null of full mediation, we should have that $P(Y^{disc} = y, M = 0 | D = 0) \geq P(Y^{disc} = y, M = 0 | D = 1)$, but this appears to be violated for large values of y , as indicated with the black arrows.



References

Andrews, Isaiah, Jonathan Roth, and Ariel Pakes, “*Estimating the Effect of a Treatment on the Probability of a Binary Outcome*,” *The Review of Economic Studies*, 2018.

Angel, Omer and Yinon Spinka, “*Estimating the Effect of a Treatment on the Probability of a Binary Outcome*,” *The Review of Economic Studies*, 2018.

Angrist, Joshua D. and Peter Hull, "http://www.nationalacademies.org/pubs/proceedings/2013/120-10881166", *Proceedings of the National Academy of Sciences*, 120 (2013), 10881-1166

—, Parag A. Pathak, and Roman A. Zarate, "http://www.jpe.org/2013/223/0", *Journal of Public Economics*, 110 (2013), 223-0

Balke, Alexander and Judea Pearl, "http://www.jstor.org/stable/2346161", *Journal of the American Statistical Association*, 92 (1997), 1071-1081

Baranov, Victoria, Sonia Bhalotra, Pietro Biroli, and Joanna Maselko, "http://www.aerjournals.org/doi/abs/10.1016/j.amerjebrev.2011.03.001", *American Economic Review*, 110 (2012), 1088-1100

Borusyak, Kirill, "http://www.aerjournals.org/doi/abs/10.1016/j.amerjebrev.2011.03.001", *American Economic Review*, 110 (2012), 1088-1100

Bursztyn, Leonardo, Alessandra L. González, and David Yanagizawa-Drott, "http://www.aerjournals.org/doi/abs/10.1016/j.amerjebrev.2011.03.001", *American Economic Review*, 110 (2012), 1088-1100

Charnes, A. and W. W. Cooper, "http://www.jstor.org/stable/2346161", *Naval Research Logistics Quarterly*, 9 (1962), 407-416

Cho, JoonHwan and Thomas M. Russell, "http://www.aerjournals.org/doi/abs/10.1016/j.amerjebrev.2011.03.001", *American Economic Review*, 110 (2012), 1088-1100

Cox, Gregory and Xiaoxia Shi, "http://www.jstor.org/stable/2346161", *The Review of Economic Studies*, 76 (2009), 1088-1100

Deuchert, Eva, Martin Huber, and Mark Schelker, "http://www.jstor.org/stable/2346161", *Journal of Business & Economic Statistics*, 37 (2019), 1088-1100

D'Haultfœuille, Xavier, Stefan Hoderlein, and Yuya Sasaki, "http://www.jstor.org/stable/2346161", *Journal of Econometrics*, 240 (2018), 1088-1100

Fang, Zheng and Andres Santos, "http://www.jstor.org/stable/2346161", *The Review of Economic Studies*, 86 (2019), 1088-1100

—, —, Azeem M. Shaikh, and Alexander Torgovitsky, "http://www.jstor.org/stable/2346161", *Econometrica*, 91 (2023), 1088-1100

Flores, Carlos and Alfonso Flores-Lagunes, "http://www.jstor.org/stable/2346161", *Journal of Econometrics*, 240 (2018), 1088-1100

Frangakis, Constantine E. and Donald B. Rubin, "http://www.jstor.org/stable/2346161", *Biometrics*, 58 (2002), 1088-1100

- Frölich, Markus and Martin Huber, “[Doubly Robust](#)”
Journal of the Royal Statistical Society Series B: Statistical Methodology, **79** (2017)
- Huber, Martin, “[Adaptive](#)”
 — and Giovanni Mellace, “[Semi-Adaptive](#)”
The Review of Economics and Statistics, **97** (2015)
- , Lukas Laffers, and Giovanni Mellace, “[Semi-Adaptive](#)”
Journal of Applied Econometrics, **32** (2017)
- Imai, Kosuke, Luke Keele, and Teppei Yamamoto, “[Causal](#)”
Statistical Science, **25** (2010)
- Kitagawa, Toru, “[Asymptotically Efficient](#)”
Econometrica, **83** (2015)
- Lee, David S., “[Semi-Parametric](#)”
The Review of Economic Studies, **76** (2009)
- Ludwig, Jens, Jeffrey R Kling, and Sendhil Mullainathan, “[The](#)”
Journal of Economic Perspectives, **25** (2011)
- Miles, Caleb H, “[Causal](#)”
Royal Statistical Society Series B: Statistical Methodology, **85** (2023)
- Mourifié, Ismael and Yuanyuan Wan, “[The](#)”
Review of Economics and Statistics, **99** (2017)
- Pearl, Judea, “[Causality](#)”
 (2009)
- Robins, James M. and Sander Greenland, “[Doubly](#)”
Epidemiology, **3** (1992)
- Sun, Zhenting, “[Causal](#)”
 (2015)
- VanderWeele, Tyler J., “[Causal](#)”
Journal of research on educational effectiveness, **5** (2003)
- , “[Causal](#)”
Annual Review of Public Health, **37** (2016)
- Villani, Cédric, *Optimal Transport*, **35** Grundlehren der mathematischen Wissenschaften, **3** (2009)
- Wang, Linbo, James M. Robins, and Thomas S. Richardson, “[Causal](#)”
Biometrika, **104** (2017)

A Proofs of Results in Main Text

$M = k$ $M = m_k$.

Proof of Proposition 3.1

Proof. A ,

$$P(Y \in A, M = k | D = 1) = \theta_{kk}P(Y(1, k) \in A | G = kk) + \sum_{l:l \neq k} \theta_{lk}P(Y(1, k) \in A | G = lk)$$

$$P(Y \in A, M = k | D = 0) = \theta_{kk}P(Y(0, k) \in A | G = kk) + \sum_{l:l \neq k} \theta_{kl}P(Y(0, k) \in A | G = kl)$$

$\Delta_k(A)$

$$\begin{aligned} & \theta_{kk}(P(Y(1, k) \in A | G = kk) - P(Y(0, k) \in A | G = kk)) \\ &= \Delta_k(A) - \sum_{l:l \neq k} \theta_{lk}P(Y(1, k) \in A | G = lk) + \sum_{l:l \neq k} \theta_{kl}P(Y(0, k) \in A | G = kl) \\ &\geq \Delta_k(A) - \sum_{l:l \neq k} \theta_{lk} \end{aligned}$$

$\Delta_k(A) = P(Y \in A, M = k | D = 1) - P(Y \in A, M = k | D = 0)$,

$Y(1, k) | G = kk$ $Y(0, k) | G = kk$

$TV_k := \sup_A (P(Y(1, k) \in A | G = kk) - P(Y(0, k) \in A | G = kk))$

$\theta_{kk}TV_k$

$$\theta_{kk}TV_k \geq \sup_A \Delta_k(A) - \sum_{l:l \neq k} \theta_{lk}.$$

$P(M = k | D = 1)$

$\sup_A \Delta_k(A)$

$P(M = k | D = 1) - \theta_{kk}$

$P(Y(1, k) \neq Y(0, k) | G = kk)$

$P(Y(1, k) \neq Y(0, k) | G = kk)$

$P(Y(1, k) \neq Y(0, k) | G = kk)$

$$\begin{aligned} P(M = k | D = 1) &= P(M(1) = k) = \theta_{kk} + \sum_{l:l \neq k} \theta_{lk}, \\ \sup_A \Delta_k(A) &= (P(M = k | D = 1) - \theta_{kk}). \\ TV_k &\leq P(Y(1, k) \neq Y(0, k) | G = kk). \end{aligned}$$

$$TV_k = \inf_{\substack{Q \text{ s.t.} \\ (Y(1,k), Y(0,k)) \sim Q \\ Y(1,k) \sim P_{1k} \\ Y(0,k) \sim P_{0k}}} E_Q[1[Y(1, k) \neq Y(0, k)]]$$

P_{dk} $Y(d, k) | G = kk$ $E_Q[1[Y(1, k) \neq Y(0, k)]] = P_Q(Y(1, k) \neq$

$Y(0, k)$, $\inf_{\theta \in \Theta_I} \theta_{kk} \left(\sup_A \Delta_k(A) - \sum_{l:l \neq k} \theta_{lk} \right) = \inf_{\theta \in \Theta_I} \theta_{kk} \left(\sup_A \Delta_k(A) - P(M = k | D = 1) + \theta_{kk} \right)$, \square

Proof of Corollary 3.2

Proof. $\inf_{\theta \in \Theta_I} \theta_{kk} \left(\sup_A \Delta_k(A) - \sum_{l:l \neq k} \theta_{lk} \right) = \inf_{\theta \in \Theta_I} \theta_{kk} \left(\sup_A \Delta_k(A) - P(M = k | D = 1) + \theta_{kk} \right)$

$$\inf_{\theta \in \Theta_I} \theta_{kk} \left(\sup_A \Delta_k(A) - \sum_{l:l \neq k} \theta_{lk} \right) = \inf_{\theta \in \Theta_I} \theta_{kk} \left(\sup_A \Delta_k(A) - P(M = k | D = 1) + \theta_{kk} \right),$$

$$\begin{aligned} \sup_A \Delta_k(A) - P(M = k | D = 1) &\leq 0, \\ \sup_A \Delta_k(A) &= \sup_A [P(Y \in A, M = k | D = 1) - P(Y \in A, M = k | D = 0)] \\ &\leq \sup_A P(Y \in A, M = k | D = 1) \\ &= P(M = k | D = 1), \end{aligned}$$

\square

Lemma A.1. *The distributions $Y | M = m, D = d$ have a Radon-Nikodym density with respect to a common dominating, positive σ -finite measure for all m, d such that $P(M = m | D = d) > 0$.*

Proof. $\mu(\cdot | M = m, D = d)$ $Y | M = d, D = d$ $\bar{\mu}(\cdot) := \sum_{m,d:P(M=d|D=d)>0} \mu(\cdot | M = m, D = d)$ \square

$$f_{Y|M=m,D=d} \quad Y | M = m, D = d \quad f_{Y,M=k|D=d} = f_{Y|M=m,D=d} / P(M = m | D = d).$$

Lemma A.2. *Suppose that for some $\theta \in \Theta_I$, there exist valid densities $f_{Y(d,k)|G=kk}$ (with respect to the dominating measure derived in Lemma A.1) such that for every k with $\theta_{kk} > 0$,*

$$\begin{aligned} \sum_l \theta_{lk} f_{Y(1,k)|G=lk} &= f_{Y,M=k|D=1} & \text{§} \\ \sum_l \theta_{kl} f_{Y(0,k)|G=kl} &= f_{Y,M=k|D=0} & \text{§} \\ \theta_{kk} \int (f_{Y(1,k)|G=kk} - f_{Y(0,k)|G=kk})_+ &= \eta_k & \text{§} \end{aligned}$$

for η_k defined to be the left-hand side of § .²³ Then there exists a distribution P^* for $(Y(\cdot, \cdot), M(\cdot), D)$ consistent with the observable data—i.e. such that $(Y(D, M(D)), M(D), D) \sim P$ under P^* —and such that

²³In (20), the integral is over the sample space for Y . We adopt this convention through the proofs, unless explicitly noted otherwise.

Assumptions 1 and 2 hold, and $\eta_k = \theta_{kk}\nu_k$ for all k , where $\nu_k = P^*(Y(1, k) \neq Y(0, k) \mid G = kk)$ if $P^*(G = kk) = \theta_{kk} > 0$ and $\nu_k = 0$ otherwise.

Proof. $P^*(D = 1) = P(D = 1)$ and $D \perp\!\!\!\perp (Y(\cdot, \cdot), M(\cdot)) \mid (M(0), M(1))$ under P^* .
 $P^*(M(0) = l, M(1) = k) = \theta_{lk}$.
 P^*

$$P^*(Y \in A, M = k, D = d) = \begin{cases} \left(\sum_l \theta_{lk} \int_A f_{Y(1,k)|G=lk}^{P^*} \right) P^*(D = 1) & \text{if } d = 1 \\ \left(\sum_l \theta_{kl} \int_A f_{Y(0,k)|G=kl}^{P^*} \right) P^*(D = 0) & \text{if } d = 0 \end{cases}$$

P^*

$$P(Y \in A, M = k, D = d) = \left(\int_A f_{Y, M=k|D=d} \right) P(D = 1)$$

P^*

$$P^* \text{ in } P \text{ for } k,$$

$$\begin{aligned} \sum_l \theta_{lk} f_{Y(1,k)|G=lk}^{P^*} &= f_{Y, M=k|D=1} \\ \sum_l \theta_{kl} f_{Y(0,k)|G=kl}^{P^*} &= f_{Y, M=k|D=0} \end{aligned}$$

$\theta_{kk} > 0$

$$f_{Y(1,k)|G=lk}^{P^*}$$

$$f_{Y(1,k)|G=lk}^{P^*} =$$

$$f_{Y(1,k)|G=lk}$$

$$f_{Y(0,k)|G=kl}^{P^*} =$$

$$f_{Y(0,k)|G=kl}$$

k

$\theta_{kk} = 0$

P^*

$$f_{Y(1,k)|G=lk}^{P^*} = f_{Y, M=k|D=1} / P(M = k \mid D = 1)$$

$\sum_l \theta_{lk} = P(M = k \mid D = 1)$

P^*

$$f_{Y(0,k)|G=kl}^{P^*} = f_{Y, M=k|D=0} / P(M = k \mid D = 0).$$

$Y(d, k) \mid G = kk$

$Y(d, k) \mid G = kk$

$Y(1, k), Y(0, k) \mid G = kk$

P^*

$\theta_{kk} > 0$

$Y(1, k) \mid G = kk$

$Y(1, k) \mid G = kk$

$Y(0, k) \mid G = kk$

$$TV_k = \int \left(f_{Y(1,k)|G=kk}^{P^*} - f_{Y(0,k)|G=kk}^{P^*} \right)_+ = \eta_k / \theta_{kk},$$

G and G'

G and G'

tv

tv

$$P(G \neq G') = tv$$

P^*

P^*

$Y(1, k), Y(0, k) \mid G = kk$

$G = kk$

$$P^*(Y(1, k) \neq Y(0, k) \mid G = kk) = \eta_k / \theta_{kk}$$

²⁴

$$\theta_{kk} = 0, \sum_{l:l \neq k} \theta_{lk} =$$

²⁴Note that we have not specified the coupling between $Y(d, k)$ and $Y(d, k')$ under P^* for $k \neq k'$; since the coupling does not affect the observable distribution or the total variation distances of interest, any arbitrary coupling will suffice. Likewise, we have not specified the potential outcomes under treatment $m \notin \{l, k\}$ for group $G = lk$. Again, any specification suffices.

$$P(M = k | D = 1)$$

$$\begin{aligned} & \sup_A [P(Y \in A, M = k | D = 1) - P(Y \in A, M = k | D = 0)] \leq \\ & \sup_A [P(Y \in M = k | D = 1)] = \\ & P(M = k | D = 1) = \sum_{l:l \neq k} \theta_{lk} \end{aligned}$$

$$\eta_k = 0 = \theta_{kk} \nu_k \quad \eta_k = \theta_{kk} \nu_k \quad k.$$

□

Proof of Proposition 3.2

Proof. $f_{Y,M=k|D=1}$

$Y, M = k | D = 1$

$\Delta_k(A)$

$$\Delta_k(A) := P(Y \in A, M = k | D = 1) - P(Y \in A, M = k | D = 0).$$

η_k

$f_{Y(d,k)|G=kk}$

k $\theta_{kk} > 0$,

$$\begin{aligned} \sum_l \theta_{lk} f_{Y(1,k)|G=lk} &= f_{Y,M=k|D=1} & \text{§} \\ \sum_l \theta_{kl} f_{Y(0,k)|G=kl} &= f_{Y,M=k|D=0} & \text{§} \\ \theta_{kk} \int (f_{Y(1,k)|G=kk} - f_{Y(0,k)|G=kk})_+ &= \eta_k & \text{§} \end{aligned}$$

$$\min\{f_{Y,M=k|D=1}, f_{Y,M=k|D=0}\} \quad \theta_{kk} > 0. \quad \sup_A \Delta_k(A) - \sum_{l:l \neq k} \theta_{lk} > 0. \quad f_{min} := \min\{f_{Y,M=k|D=1}, f_{Y,M=k|D=0}\} \quad f_{min} = 0$$

§1

$$\begin{aligned} f_{Y(1,k)|G=g} &= f_{Y,M=k|D=1} / P(M = k | D = 1) \quad g \\ f_{Y(0,k)|G=g} &= f_{Y,M=k|D=0} / P(M = k | D = 0) \quad g \end{aligned}$$

$\sum_l \theta_{lk} = P(M = k | D = 1)$

$$\sum_l \theta_{lk} = P(M = k | D = 1) \quad \sum_l \theta_{kl} = P(M = k | D = 0),$$

$f_{min} = 0$

$$f_{min} = 0, \quad f_{Y,M=k|D=0} = 0$$

$f_{Y,M=k|D=1} > 0$

$f_{Y,M=k|D=1} > 0$

$$(f_{Y(1,k)|G=kk} - f_{Y(0,k)|G=kk})_+ = f_{Y(1,k)|G=kk}.$$

$$\theta_{kk} \int (f_{Y(1,k)|G=kk} - f_{Y(0,k)|G=kk})_+ = \theta_{kk} \int f_{Y(1,k)|G=kk} = \theta_{kk}.$$

§2

$$\eta_k = \int (f_{Y,M=k|D=1} - f_{Y,M=k|D=0})_+ - \sum_{l:l \neq k} \theta_{lk} = \int f_{Y,M=k|D=1} - \sum_{l:l \neq k} \theta_{lk} = P(M = k | D = 1) - \sum_{l:l \neq k} \theta_{lk} = \theta_{kk}$$

§3

$$\sup_A \Delta_k(A) = \int (f_{Y,M=k|D=1} - f_{Y,M=k|D=0})_+;$$

§4

$$f_{min} = 0, \quad f_{Y,M=k|D=0} = 0, \quad f_{Y,M=k|D=1} > 0;$$

§5

$$P(M = k | D = 1) = \theta_{kk} + \sum_{l:l \neq k} \theta_{lk}$$

1.1.1

1.1.2

1.1.3

1.1.4

1.1.5

1.1.6

$$f_{min} > 0$$

$$\tilde{f}_{min} = f_{min} / \int f_{min}$$

$$\tilde{f}_d = f_d / \int f_d$$

$$\tilde{f}_d = f_d / \int f_d$$

$$\int f_{min} > 0, \quad f_{min} \geq 0$$

$$f_d := f_{Y,M=k|D=d} - f_{min}$$

$$f_{min} \quad f_d \geq 0$$

$$\int f_d > 0, \quad \tilde{f}_d$$

$$0 < \sup_A \Delta_k(A) = \int (f_{Y,M=k|D=1} - f_{Y,M=k|D=0})_+ = \int f_1$$

1.1.7

1.1.8

1.1.9

$$(A - B)_+ = A - \min\{A, B\} \quad f_1.$$

$$\int f_1 > 0, \quad f_0 = 0, \quad (f_{Y,M=k|D=1} - f_{Y,M=k|D=0})_+ =$$

$$f_{Y,M=k|D=1} - f_{Y,M=k|D=0}$$

$$\sup_A \Delta_k(A) = \int f_{Y,M=k|D=1} - f_{Y,M=k|D=0} = P(M = k | D = 1) - P(M = k | D = 0) = \sum_{l:l \neq k} \theta_{lk} - \sum_{l:l \neq k} \theta_{kl} \leq \sum_{l:l \neq k} \theta_{lk},$$

1.1.10

1.1.11

1.1.12

$$\sup_A \Delta_k(A) - \sum_{l:l \neq k} \theta_{lk} \leq 0,$$

$$\int f_0 > 0,$$

$$\tilde{f}_d$$

$$f_0 > 0$$

$$\nu_k = \eta_k / \theta_{kk},$$

$$f_{Y(d,k)|G=kk} = (1 - \nu_k) \tilde{f}_{min} + \nu_k \tilde{f}_d \quad d = 0, 1$$

$$f_{Y(1,k)|G=g} = \tilde{f}_1 \quad g \in \{lk : l \neq k\}$$

$$f_{Y(0,k)|G=g} = \tilde{f}_0 \quad g \in \{kl : l \neq k\}$$

1.1.13

1.1.14

1.1.15

1.1.16

$$f_{Y(d,k)|G=kk}$$

$$\nu_k \in [0, 1],$$

$$f_{Y(d,k)|G=kk}$$

$$\nu_k = \eta_k / \theta_{kk},$$

$$\eta_k$$

$$\theta_{kk} > 0,$$

$$\nu_k \geq 0.$$

$$\nu_k \leq 1,$$

$$\nu_k = \frac{\sup_A [P(Y \in A, M = k | D = 1) - P(Y \in A, M = k | D = 0)] - \sum_{l:l \neq k} \theta_{lk}}{\theta_{kk}}$$

$$\leq \frac{\sup_A [P(Y \in A, M = k | D = 1)] - \sum_{l:l \neq k} \theta_{lk}}{\theta_{kk}}$$

$$= \frac{P(M = k | D = 1) - \sum_{l:l \neq k} \theta_{lk}}{\theta_{kk}}$$

$$= \frac{\theta_{kk}}{\theta_{kk}}.$$

1.1.17

1.1.18

$$f_{Y(d,k)|G=kk}$$

$$\sum_l \theta_{lk} f_{Y(1,k)|G=lk} = \left(\sum_{l:l \neq k} \theta_{lk} + \theta_{kk} \nu_k \right) \frac{f_1}{\int f_1} + \theta_{kk} (1 - \nu_k) \frac{f_{min}}{\int f_{min}}$$

6

$$f_1 + f_{min} = f_{Y,M=k|D=1}$$

$$f_1$$

$$(\sum_{l:l \neq k} \theta_{lk} + \theta_{kk} \nu_k) / \int f_1 =$$

$$1 \text{ d} \quad \theta_{kk}(1 - \nu_k) / \int f_{min} = 1. \text{ h}$$

$$\begin{aligned} \nu_k &= \frac{1}{\theta_{kk}} \left(\sup_A \Delta_k(A) - \sum_{l:l \neq k} \theta_{lk} \right) \\ &= \frac{1}{\theta_{kk}} \left(\int (f_{Y,M=k|D=1} - f_{min}) - \sum_{l:l \neq k} \theta_{lk} \right) \\ &= \frac{1}{\theta_{kk}} \left(P(M = k | D = 1) - \int f_{min} - \sum_{l:l \neq k} \theta_{lk} \right) \\ &= \frac{1}{\theta_{kk}} \left(\theta_{kk} - \int f_{min} \right) = 1 - \frac{\int f_{min}}{\theta_{kk}} \end{aligned}$$

$$\nu_k; \int (f - g)_+ = \int f - \min\{f, g\};$$

$$\min\{f, g\};$$

$$P(M = k | D = 1) = \sum_{l:l \neq k} \theta_{lk} + \theta_{kk} \quad \theta \in \Theta_I.$$

$$\theta_{kk}(1 - \nu_k) / \int f_{min} = 1. \quad (\sum_{l:l \neq k} \theta_{lk} + \theta_{kk} \nu_k) / \int f_1 = 1,$$

$$P(M = k | D = 1) = \sum_{l:l \neq k} \theta_{lk} + \theta_{kk}, \quad \sum_{l:l \neq k} \theta_{lk} + \theta_{kk} \nu_k = P(M = k | D = 1) - (1 - \nu_k) \theta_{kk} =$$

$$P(M = k | D = 1) - \int f_{min},$$

$$f_1, \int f_1 = \int f_{Y,M=k|D=1} - f_{min} = P(M = k | D = 1) - \int f_{min},$$

$$(\sum_{l:l \neq k} \theta_{lk} + \theta_{kk} \nu_k) / \int f_1 = 1,$$

$$\tilde{f}_d \propto f_{Y,M=k|D=d} - f_{min}$$

$$\tilde{f}_0 = 0 \quad (\tilde{f}_1 - \tilde{f}_0)_+ > 0. \quad \int (\tilde{f}_1 - \tilde{f}_0)_+ = \int \tilde{f}_1 = 1.$$

$$\theta_{kk} \int (f_{Y(1,k)|G=kk} - f_{Y(0,k)|G=kk})_+ = \theta_{kk} \int \nu_k (\tilde{f}_1 - \tilde{f}_0)_+ = \theta_{kk} \nu_k = \eta_k,$$

sd

$$\sup_A \Delta_k(A) - \sum_{l:l \neq k} \theta_{lk} \leq 0. \quad \eta_k = 0.$$

h

$$f_{Y(1,k)|G=kk} = f_{Y(0,k)|G=kk} = f_{min} / \int f_{min}$$

$$f_{Y(1,k)|G=g} = \frac{1}{\sum_{l:l \neq k} \theta_{lk}} \left(f_{Y,M=k|D=1} - \theta_{kk} \frac{f_{min}}{\int f_{min}} \right) \quad g \in \{lk : l \neq k\}$$

$$f_{Y(0,k)|G=g} = \frac{1}{\sum_{l:l \neq k} \theta_{kl}} \left(f_{Y,M=k|D=0} - \theta_{kk} \frac{f_{min}}{\int f_{min}} \right) \quad g \in \{kl : l \neq k\}$$

$$\eta_k = \theta_{kk} > 0. \quad \eta_k = 0, \quad \int f_{min} > 0, \quad f_{min} / \int f_{min} \text{ sap}$$

$$\eta_k = \theta_{kk} > 0. \text{ h}$$

$$\eta_k = 0, \text{ ishh}$$

$$\int f_{min} > 0, \text{ sh}$$

$$f_{min} / \int f_{min} \text{ sap}$$

h

$$g \neq kk \text{ ehh}$$

$$\sup_A \Delta_k(A) - \sum_{l:l \neq k} \theta_{lk} \leq 0. \text{ h}$$

$$\sup_A \Delta_k(A) = \int f_{Y,M=k|D=1} - f_{min} = P(M = k | D = 1) - \int f_{min},$$

h

$$P(M = k | D = 1) - \int f_{min} - \sum_{l:l \neq k} \theta_{lk} \leq 0.$$

$$P(M = k | D = 1) - \sum_{l:l \neq k} \theta_{lk} = \theta_{kk} \frac{\int_{f_{\min}}^{\theta_{kk}} f_{Y,M=k|D=1} - \int_{f_{\min}}^{\theta_{kk}} f_{\min}}{\int_{f_{\min}}^{\theta_{kk}} f_{\min}} \leq 1. \quad f_{Y,M=k|D=1} \geq f_{\min} \quad f_{Y(d,k)|G=g} \geq f_{\min} \quad g \neq kk$$

$$\int \left(f_{Y,M=k|D=1} - \frac{\theta_{kk}}{\int_{f_{\min}}^{\theta_{kk}} f_{\min}} f_{\min} \right) = P(M = k | D = 1) - \theta_{kk} = \sum_{l:l \neq k} \theta_{lk}$$

$$\int \left(f_{Y,M=k|D=0} - \frac{\theta_{kk}}{\int_{f_{\min}}^{\theta_{kk}} f_{\min}} f_{\min} \right) = P(M = k | D = 0) - \theta_{kk} = \sum_{l:l \neq k} \theta_{kl}.$$

~~Proof of Lemma 3.1~~

□

Proof of Lemma 3.1

$$F^{-1}(u) = \inf\{y : F(y) \geq u\} \quad F.$$

Lemma A.3. *Suppose Assumption 1 holds. Then if $\tilde{\theta}_{kk}^1 > 0$,*

$$\frac{1}{\tilde{\theta}_{kk}^1} \int_0^{\tilde{\theta}_{kk}^1} F_{Y|D=1, M=m_k}^{-1}(u) du \leq E[Y(1, k) | G = kk] \leq \frac{1}{\tilde{\theta}_{kk}^1} \int_{1-\tilde{\theta}_{kk}^1}^1 F_{Y|D=1, M=m_k}^{-1}(u) du$$

and if $\tilde{\theta}_{kk}^0 > 0$,

$$\frac{1}{\tilde{\theta}_{kk}^0} \int_0^{\tilde{\theta}_{kk}^0} F_{Y|D=0, M=m_k}^{-1}(u) du \leq E[Y(0, k) | G = kk] \leq \frac{1}{\tilde{\theta}_{kk}^0} \int_{1-\tilde{\theta}_{kk}^0}^1 F_{Y|D=0, M=m_k}^{-1}(u) du.$$

The bounds are sharp in the sense that there exists a distribution P^* for $(Y(\cdot, \cdot), M(\cdot), D)$ consistent with the observable data and with $\theta_{lk} = P^*(G = lk)$ such that the bounds hold with equality. If the distributions of $Y | D = d, M = m_k$ are continuous, then the bounds can equivalently be written as

$$E[Y | M = m_k, D = 1, Y \leq y_{\tilde{\theta}_{kk}^1}^1] \leq E[Y(1, k) | G = kk] \leq E[Y | M = m_k, D = 1, Y \geq y_{1-\tilde{\theta}_{kk}^1}^1]$$

and

$$E[Y | M = m_k, D = 0, Y \leq y_{\tilde{\theta}_{kk}^0}^0] \leq E[Y(0, k) | G = kk] \leq E[Y | M = m_k, D = 0, Y \geq y_{1-\tilde{\theta}_{kk}^0}^0],$$

where $y_q^d := F_{Y|D=d, M=m_k}^{-1}(q)$ is the q th quantile of $Y | D = d, M = m_k$.

Proof.

$$E[Y(1, k) | G = kk].$$

$$F_{Y|D=1, M=k} = \tilde{\theta}_{kk}^1 F_{Y(1,k)|G=kk} + (1 - \tilde{\theta}_{kk}^1)H,$$

$$H = \frac{1}{1-\tilde{\theta}_{kk}^1} \sum_{l:l \neq k} F_{Y(1,k)|G=lk}$$

$Y(1, k) \mid G = g$ for $g = lk, l \neq k$

$$F_{Y(1,k)|G=kk} = \frac{1}{\tilde{\theta}_{kk}^1} F_{Y|D=1, M=k} - \frac{1 - \tilde{\theta}_{kk}^1}{\tilde{\theta}_{kk}^1} H.$$

Proof

$$\max \left\{ \frac{1}{\tilde{\theta}_{kk}^1} F_{Y|D=1, M=k} - \frac{1 - \tilde{\theta}_{kk}^1}{\tilde{\theta}_{kk}^1}, 0 \right\} \leq F_{Y(1,k)|G=kk} \leq \min \left\{ \frac{1}{\tilde{\theta}_{kk}^1} F_{Y|D=1, M=k}, 1 \right\}$$

Since $F_1 \leq F_2$, $F_1 \leq F_2$, $F_1 \leq F_2$, $E_{F_1}[Y] \geq E_{F_2}[Y]$, $E_{F_{ub}}[Y(1, k)] \leq E[Y(1, k) \mid G = kk] \leq E_{F_{lb}}[Y(1, k)]$, F_{lb}, F_{ub} , $U \in [0, 1]$, $Y_{ub} \sim F_{Y|D=1, M=k}^{-1}(U) \mid U \in [0, \tilde{\theta}_{kk}^1]$.

$$\begin{aligned} F_{Y_{ub}}(y) &= P(F_{Y|D=1, M=k}^{-1}(U) \geq y \mid U \in [0, \tilde{\theta}_{kk}^1]) \\ &= P(F_{Y|D=1, M=k}(y) \leq U \mid U \in [0, \tilde{\theta}_{kk}^1]) \\ &= \min \left\{ \frac{1}{\tilde{\theta}_{kk}^1} F_{Y|D=1, M=k}(y), 1 \right\} = F_{ub}(y). \end{aligned}$$

$E_{F_{ub}}[Y(1, k)] = E[F_{Y|D=1, M=k}^{-1}(U) \mid U \in [0, \tilde{\theta}_{kk}^1]] = \frac{1}{\tilde{\theta}_{kk}^1} \int_0^{\tilde{\theta}_{kk}^1} F_{Y|D=1, M=k}^{-1}(u) du$, $E[Y(1, k) \mid G = kk] = E[Y \mid D = 1, M = k, Y \leq y_{\tilde{\theta}_{kk}^1}]$, $Y_{lb} \sim F_{Y|D=1, M=k}^{-1}(U) \mid U \in [1 - \tilde{\theta}_{kk}^1, 1]$, $E[Y(1, k) \mid G = kk] = P^* \{ D \perp Y(\cdot, \cdot), M(\cdot) \mid P(M(0) = l, M(1) = k) = \theta_{lk} \}$, $Y(1, k) \mid G = lk \sim F_{Y|D=1, M=k}^{-1}(U) \mid U \in [\tilde{\theta}_{kk}^1, 1]$ for $g = lk$ and $l \neq k$, $Y \mid M = k, D = 1$.

$$\tilde{\theta}_{kk}^1 \left(F_{Y|D=1, M=k}^{-1}(U) \mid U \in [0, \tilde{\theta}_{kk}^1] \right) + (1 - \tilde{\theta}_{kk}^1) \left(F_{Y|D=1, M=k}^{-1}(U) \mid U \in [\tilde{\theta}_{kk}^1, 1] \right) \sim F_{Y|D=1, M=k}^{-1}(U)$$

Since $Y \sim F^{-1}(U)$, $Y \mid M = k, D = 1$, $P^* \{ D \perp Y(\cdot, \cdot), M(\cdot) \mid P(M(0) = l, M(1) = k) = \theta_{lk} \}$, $E[Y(0, k) \mid G = kk] = E[Y(1, k) \mid G = kk]$. \square

Proof of Proposition 3.3

Proof.

$$\inf_{\tilde{\theta}_{kk}^d \in \tilde{\Theta}_I} E[F_{Y|D=d, M=k}^{-1}(U) \mid U \in [0, \tilde{\theta}_{kk}^d]] \leq E[Y(1, k) \mid G = kk] \leq \sup_{\tilde{\theta}_{kk}^d \in \tilde{\Theta}_I} E[F_{Y|D=d, M=k}^{-1}(U) \mid U \in [1 - \tilde{\theta}_{kk}^d, 1]]$$

$$U \sim P^* \{ D \perp Y(\cdot, \cdot), M(\cdot) \mid P(M(0) = l, M(1) = k) = \theta_{lk} \} \quad \tilde{\Theta}_I = \{ \theta_{kk} / P(M = k \mid D = d) \} \quad \theta \in \Theta_I.$$

$F_{Y|D=d,M=k}^{-1}(U)$ is in U , it is \inf and \sup able $\tilde{\theta}_{kk}^{min}$. \square
 $ADE_k = E[Y(1, k) - Y(0, k) | G = kk]$ ADE_k $E[Y(d, k) | G = kk]$
 $d = 0, 1,$
 $Y(d, k) | G = kk,$ \square

B Additional Theoretical Results

B.1 Closed-form solution for θ_{kk} with fully-ordered M

θ_{kk}^{min} M \square
 \square

Proposition B.1. *Suppose M is fully-ordered, so that $m_0 < m_1 \dots < m_{K-1}$. Suppose Assumptions 1 and 2 are satisfied, where $R = \{\theta \in \Delta : \theta_{lk} = 0 \text{ if } m_l > m_k\}$ imposes the monotonicity assumption that $M(1) \geq M(0)$. Then*

$$\theta_{kk} \geq P(M = m_k | D = 1) - \min\{P(M = m_k | D = 1), P(M \geq m_k | D = 1) - P(M \geq m_k | D = 0)\}$$

for all $\theta \in \Theta_I$, and there exists $\theta \in \Theta_I$ such that inequality holds with equality simultaneously for all k .

Proof. $m_k = k.$ $\theta \in \Theta_I,$

$$\begin{aligned} \sum_{l:l < k} \theta_{lk} &\leq \min\{P(M(1) = k), P(M(1) \geq k) - P(M(0) \geq k)\} \\ &= \min\{P(M = k | D = 1), P(M \geq k | D = 1) - P(M \geq k | D = 0)\} \end{aligned}$$

$k = 0, \dots, K - 1,$ $\theta \in \Theta_I$ $k.$

$$\theta_{kk} = P(M = k | D = 1) - \sum_{l:l < k} \theta_{lk} \quad \theta \in \Theta_I.$$

$$P(M(1) = k) = \theta_{kk} + \sum_{l:l < k} \theta_{lk},$$

$$\sum_{l:l < k} \theta_{lk} \leq P(M(1) = k).$$

$$P(M(1) \geq k) - P(M(0) \geq k) = \sum_{l:l < k} \sum_{k':k' \geq k} \theta_{lk'} \geq \sum_{l:l < k} \theta_{lk},$$

$\theta_{lk} = 0$ $k < l.$ $\theta \in \Theta_I$

$$\theta_{lk} = \begin{cases} \theta_{00} = P(M(1) = 0) & k = 0, \\ P(M(1) = 0) \leq P(M(0) = 0) & 1 \leq k \leq \bar{k}, \\ 0 & k > \bar{k}. \end{cases}$$

$$\sum_{l:l < j} \theta_{lj} = \min\{P(M(1) = j), P(M(1) \geq j) - P(M(0) \geq j)\} \quad j \leq \bar{k}$$

$$\sum_{l:l \leq j} \theta_{lj} = P(M(1) = j) \quad j \leq \bar{k}$$

$$\sum_{l:l \leq \bar{k}} \theta_{jl} \leq P(M(0) = j) \quad j \leq \bar{k}$$

$$\theta_{lk} = \begin{cases} \theta_{lj} & k \geq 1, \theta_{lj} & l = j = 0, \dots, k-1, \\ P(M(1) = k) - \min\{P(M(1) = k), P(M(1) \geq k) - P(M(0) \geq k)\} & l = 0, \dots, k-1, \end{cases}$$

$$\sum_{l':l' < l} \theta_{l'k} = P(M(1) \geq k) - P(M(0) \geq k), \quad \theta_{lk} = 0.$$

$$\theta_{lk} = \min \left\{ P(M(1) \geq k) - P(M(0) \geq k) - \sum_{l':l' < l} \theta_{l'k}, P(M(0) = l) - \sum_{k':k' < k} \theta_{lk'} \right\}.$$

$$\theta_{lk} \geq 0.$$

$$\sum_{l:l < k} \theta_{lk} = \min\{P(M(1) = k), P(M(1) \geq k) - P(M(0) \geq k)\}$$

$$\sum_{l:l < k} \theta_{lk} < \min\{P(M(1) = k), P(M(1) \geq k) - P(M(0) \geq k)\}.$$

$$\sum_{l:l < k} \theta_{lk} < P(M(1) \geq k) - P(M(0) \geq k) \quad l = 0, \dots, k-1,$$

$$\theta_{lk} = P(M(0) = l) - \sum_{j:j < k} \theta_{lj}.$$

$$l < k,$$

$$\begin{aligned} \sum_{l:l < k} \theta_{lk} &= \sum_{l:l < k} P(M(0) = l) - \sum_{l:l < k} \sum_{j:j < k} \theta_{lj} \\ &= \sum_{l:l < k} P(M(0) = l) - \sum_{j:j < k} \sum_{l:l < k} \theta_{lj} \\ &= \sum_{l:l < k} P(M(0) = l) - \sum_{j:j < k} \sum_{l:l \leq j} \theta_{lj} \\ &= \sum_{l:l < k} P(M(0) = l) - \sum_{j:j < k} P(M(1) = j) \\ &= P(M(0) < k) - P(M(1) < k) \\ &= P(M(1) \geq k) - P(M(0) \geq k) \end{aligned}$$

$\bar{k} = k$, θ_{ik}
 $\bar{k} = k$, θ_{ik}
 $\bar{k} = k$, θ_{ik}
 $\bar{k} = 0, \dots, K - 1$, θ
 θ
 $M | D = 1$, $\sum_l \theta_{lk} = P(M = k | D = 1)$, $M | D = 0$, θ
 $\sum_l \theta_{jl} \leq P(M(0) = j)$, j , θ
 $\sum_j \sum_l \theta_{jl} \geq \sum_j P(M(0) = j) = 1$, θ

$$\sum_j \sum_l \theta_{jl} = \sum_j \left(\sum_{l:l \leq j} \theta_{lj} \right) = \sum_j P(M(1) = j) = 1,$$

□

C Additional Monte Carlo Results

Figure 1
 Figure 2
 Figure 3
 Figure 4
 Figure 5
 Figure 6

D Additional Empirical Results

Alternative sample for Bursztyn et al. (2020). $n = 75$
 Figure 7
 Figure 8
 Figure 9
 Figure 10
 Figure 11
 Figure 12
 Figure 13
 Figure 14
 Figure 15
 Figure 16
 Figure 17
 Figure 18
 Figure 19
 Figure 20
 Figure 21
 Figure 22
 Figure 23
 Figure 24
 Figure 25
 Figure 26
 Figure 27
 Figure 28
 Figure 29
 Figure 30
 Figure 31
 Figure 32
 Figure 33
 Figure 34
 Figure 35
 Figure 36
 Figure 37
 Figure 38
 Figure 39
 Figure 40
 Figure 41
 Figure 42
 Figure 43
 Figure 44
 Figure 45
 Figure 46
 Figure 47
 Figure 48
 Figure 49
 Figure 50
 Figure 51
 Figure 52
 Figure 53
 Figure 54
 Figure 55
 Figure 56
 Figure 57
 Figure 58
 Figure 59
 Figure 60
 Figure 61
 Figure 62
 Figure 63
 Figure 64
 Figure 65
 Figure 66
 Figure 67
 Figure 68
 Figure 69
 Figure 70
 Figure 71
 Figure 72
 Figure 73
 Figure 74
 Figure 75
 Figure 76
 Figure 77
 Figure 78
 Figure 79
 Figure 80
 Figure 81
 Figure 82
 Figure 83
 Figure 84
 Figure 85
 Figure 86
 Figure 87
 Figure 88
 Figure 89
 Figure 90
 Figure 91
 Figure 92
 Figure 93
 Figure 94
 Figure 95
 Figure 96
 Figure 97
 Figure 98
 Figure 99
 Figure 100

Alternative tests. $n = 25$
 Figure 101
 Figure 102
 Figure 103
 Figure 104
 Figure 105
 Figure 106
 Figure 107
 Figure 108
 Figure 109
 Figure 110
 Figure 111
 Figure 112
 Figure 113
 Figure 114
 Figure 115
 Figure 116
 Figure 117
 Figure 118
 Figure 119
 Figure 120
 Figure 121
 Figure 122
 Figure 123
 Figure 124
 Figure 125
 Figure 126
 Figure 127
 Figure 128
 Figure 129
 Figure 130
 Figure 131
 Figure 132
 Figure 133
 Figure 134
 Figure 135
 Figure 136
 Figure 137
 Figure 138
 Figure 139
 Figure 140
 Figure 141
 Figure 142
 Figure 143
 Figure 144
 Figure 145
 Figure 146
 Figure 147
 Figure 148
 Figure 149
 Figure 150
 Figure 151
 Figure 152
 Figure 153
 Figure 154
 Figure 155
 Figure 156
 Figure 157
 Figure 158
 Figure 159
 Figure 160
 Figure 161
 Figure 162
 Figure 163
 Figure 164
 Figure 165
 Figure 166
 Figure 167
 Figure 168
 Figure 169
 Figure 170
 Figure 171
 Figure 172
 Figure 173
 Figure 174
 Figure 175
 Figure 176
 Figure 177
 Figure 178
 Figure 179
 Figure 180
 Figure 181
 Figure 182
 Figure 183
 Figure 184
 Figure 185
 Figure 186
 Figure 187
 Figure 188
 Figure 189
 Figure 190
 Figure 191
 Figure 192
 Figure 193
 Figure 194
 Figure 195
 Figure 196
 Figure 197
 Figure 198
 Figure 199
 Figure 200

²⁵Recall that the reported p -value is the smallest value of α for which the test rejects. Since ARP uses a two-stage procedure, it is difficult to analytically compute the p -value. We therefore compute the test for α values on a grid with interval-length 0.01 between 0.01 and 0.1 and interval-length 0.1 between 0.15 and 0.95, and report the smallest grid point at which the test rejects.

~~Table 1~~

	$\bar{\nu}$	B	R	S	K	\mathcal{E}	\mathcal{E}	
$\theta=$	0			0.086	0.078	0.050	0.136	0.126
$\theta=$	0.134			0.264	0.256	0.064	0.314	0.280
$\theta=$	0.283			0.828	0.822	0.422	0.844	0.830

~~Table 2~~

	$\bar{\nu}$	B	R	S	K	\mathcal{E}	\mathcal{E}	
$\theta=$	0			0.046	0.040	0.040	0.098	0.090
$\theta=$	0.134			0.444	0.430	0.160	0.456	0.434
$\theta=$	0.283			0.978	0.976	0.846	0.976	0.976

~~Table 3~~

	$\bar{\nu}$	B	R	S	K	\mathcal{E}	\mathcal{E}	
$\theta=$	0			0.052	0.044	0.030	0.082	0.078
$\theta=$	0.134			0.822	0.816	0.618	0.818	0.796
$\theta=$	0.283			1	1	1	1	1

~~Table 4~~

	$\bar{\nu}$	B	R	S	K	\mathcal{E}	\mathcal{E}	
$\theta=$	0			0.072	0.188	0.050	0.324	0.262
$\theta=$	0.134			0.164	0.246	0.064	0.340	0.308
$\theta=$	0.283			0.530	0.658	0.422	0.774	0.720

~~Table 5~~

	$\bar{\nu}$	B	R	S	K	\mathcal{E}	\mathcal{E}	
$\theta=$	0			0.052	0.086	0.040	0.208	0.158
$\theta=$	0.134			0.272	0.314	0.160	0.436	0.368
$\theta=$	0.283			0.798	0.924	0.846	0.960	0.942

~~Table 6~~

	$\bar{\nu}$	B	R	S	K	\mathcal{E}	\mathcal{E}	
$\theta=$	0			0.042	0.048	0.030	0.122	0.100
$\theta=$	0.134			0.636	0.742	0.618	0.804	0.754
$\theta=$	0.283			0.998	1	1	1	1

Notes: This table show simulation results analogous to Panels B-D of Table 1, with 2 and 10 bins used for discretizing the outcome variable. The first column shows the value of t , which determines the distance from the null, as described in the main text. The second column shows the lower-bound on the fraction of always-takers affected by treatment, $\bar{\nu}$. The remaining columns contain the rejection probabilities for each of the inference methods considered. Panels A-C use 2 bins to discretize the outcome variable and Panels D-F use 10 bins. Since Kitagawa (2015) does not require a discrete outcome variable, we use the outcome variable as-is when running this test (hence the results for K do not depend on the number of bins). Rejection probabilities are computed over 500 simulation draws, under a 5% significance level.

	\bar{v}	B	R	S	T	F	
0	0			0.056	0.092	0.150	0.112
0	0.119			0.092	0.206	0.356	0.326
1	0.255			0.290	0.856	0.944	0.922

	\bar{v}	B	R	S	T	F	
0	0			0.054	0.058	0.146	0.110
0	0.119			0.110	0.392	0.546	0.514
1	0.255			0.288	0.986	0.998	0.998

	\bar{v}	B	R	S	T	F	
0	0			0.042	0.048	0.100	0.076
0	0.119			0.104	0.792	0.892	0.860
1	0.255			0.422	1	1	1

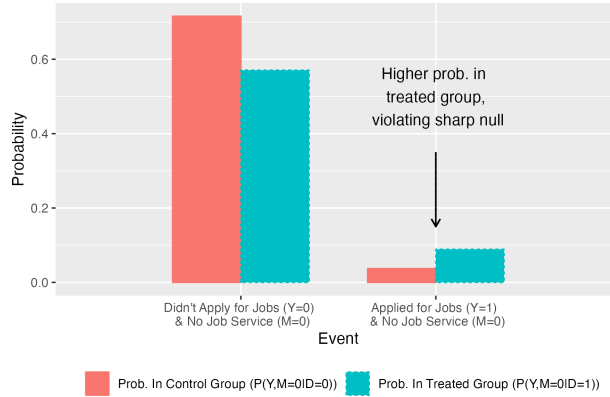
	\bar{v}	B	R	S	T	F	
0	0			0.038	0.102	0.386	0.264
0	0.119			0.036	0.256	0.556	0.464
1	0.255			0.126	0.818	0.960	0.932

	\bar{v}	B	R	S	T	F	
0	0			0.048	0.032	0.282	0.176
0	0.119			0.050	0.238	0.650	0.566
1	0.255			0.134	0.986	0.998	0.998

	\bar{v}	B	R	S	T	F	
0	0			0.048	0.006	0.182	0.094
0	0.119			0.068	0.464	0.936	0.894
1	0.255			0.264	1	1	1

Notes: This table show simulation results analogous to Table 2, with 2 and 10 bins used for discretizing the outcome variable. The first column shows the value of t , which determines the distance from the null, as described in the main text. The second column shows the lower-bound on the fraction of always-takers affected by treatment, \bar{v} . The remaining columns contain the rejection probabilities for each of the inference methods considered. Panels A-C use 2 bins to discretize the outcome variable and Panels D-F use 10 bins. Rejection probabilities are computed over 500 simulation draws, under a 5% significance level.

Figure 1



Note: This figure is analogous to Figure 1 except it uses the full sample rather than restricting to men who initially underestimate others' beliefs.

	A	M	S	R	E	E
0.020					0.020	0.030
0.019					0.019	0.020
0.023					0.023	0.030
0.028					0.028	0.650
0.654					0.654	0.550
					0.018	0.018
					0.019	0.019
					0.011	0.015
					0.037	0.049
					0.115	0.256