

A MATHEMATICAL FORMALISATION OF THE γ -CONTRACTION PROBLEM

ELIA ONOFRI

Istituto per le Applicazioni del Calcolo, Consiglio Nazionale delle Ricerche (IAC-CNR)
Rome 00185, Italy
onofri@iac.cnr.it

ABSTRACT. Networks play an ubiquitous role in computer science and real-world applications, offering multiple kind of information that can be retrieved with the adequate methods. With the continuous growing in the amount of data available, however, networks are becoming larger day by day. Consequently, the tasks that were easily achievable on smaller networks, often becomes impractical on huge amount of data, either due to the high computational cost or due to the impracticality to visualise corresponding data.

Using distinctive node features to group large amount of connected data into a limited number of clusters, hence represented by a single representative node per cluster, proves to be a valuable approach. The resulting contracted graphs are typically more manageable in size and can reveal previously hidden characteristics of the original networks. Furthermore, in many real-world use cases, a definition of cluster is intrinsic with the data, eventually obtained with the injection of some expert knowledge represent by a categorical function, *i.e.* a mapping of the vertices into some categorical representation that takes values in a finite set \mathcal{C} . Clusters then results in set of connected vertices taking the same values in \mathcal{C} .

In the recent literature, Lombardi and Onofri proposed a novel, fast, and easily parallelisable approach under the name of γ -contraction to contract a graph given a categorical function. Throughout this contribution, we formally define such an approach by providing a rigorous mathematical definition of the problem, which, to the best of our knowledge, was missing in the existing literature. Specifically, we explore the variadic nature of the contraction operation and use it to introduce the weaker version of the colour contraction, under the name of β -contraction, that the algorithmic solution exploits. We finally dive into the details of the algorithm and we provide a full assesment on its convergence complexity relying on two constructive proofs that deeply unveil its mode of operation.

Keywords. Coloured networks, Graph contraction, Greedy algorithm, Graph analysis.

MSC 2020. 05C85, 05C90, 68R10.

CONTENTS

1. Introduction	2
1.1. Related Work	2
1.2. Paper organisation and general notation	3
2. Prerequisites on graph	3
2.1. Basic definitions	3
2.2. Graph contraction	4
3. Coloured-based graph contraction	6
4. The β -contraction algorithm	9
4.1. Algorithm overview	9
4.2. The data structures	12
4.3. Implementation of the algorithm	14
5. Performance assessments	20
5.1. Space and time complexity of a single iteration	20
5.2. Global performances	22
6. Conclusions	29
Acknowledgments	30
References	30

1. INTRODUCTION

Networks play a ubiquitous role in the field of computer science and find widespread applications in various real-world scenarios [1]. However, managing, navigating, and extracting valuable insights from network data and from its underlying graph structure often poses significant challenges [2]. To this scope, a commonly employed strategy involves organising the data into clusters based on specific characteristics and subsequently extracting a representative element from each cluster [3]. Such an approach results in a graph made of clusters representatives, which is typically shrank in size if compared to the original network while still retaining many valuable topological properties.

Clusters within the graph can be identified by means of a categorical classification of the vertices, *i.e.* a mapping of the vertices on some given category set. Such a mapping is often referred as (non-proper) colouring of the graph and can be generated by means of clustering techniques like, *e.g.*, hierarchical clustering analysis (HCA) or highly connected subgraphs (HCS) clustering algorithm [4]. Many real world applications, however, naturally comes with intrinsic properties of the nodes that can be interpreted as colours; it is the case *e.g.* of the language spoken by users in a Social Network or the biological species of in a phylogenetic tree. Additionally, in many contexts, expert-knowledge can be injected directly in a graph as a typological classification of the nodes [5]; examples include the additional information a geologist can provide on a specific terrain map or the result of some external procedure (*e.g.* weather forecasting) on a given graph.

On top of the vertex regrouping, many clustering techniques already comes with some definition of cluster centroid/medoid; such representatives can be then related one to the other depending on the original connection between the grouped vertices. However, centroids are not usually employed in graph-related contexts since they corresponds to novel vertices that are artificially obtained from the vertices within the clusters; conversely, only a few clustering techniques generate medoids as byproduct. In this setting, an approach of wider spectrum allowing to cope also with the intrinsic colouring functions is to iteratively apply (graph) *contraction* operation, hence progressively merging all the couple of vertices sharing the same categorical information (*i.e.* colour). Typically, merge operation simply let a new vertex take place of the two merged nodes while preserving the adjacency of the substituted vertices; however, the novel vertex can also be used to retain more information about the original vertices and, hence, about each individual clusters including, *e.g.*, inner connectivity, order, and size.

Problems related to graph contraction have been widely studied in the literature, being it an interesting class of problem *per se*: different NP-hard problems can be given as example, including *e.g.* determining whether one can obtain a tree by contracting at most k edges from a given connected graph to obtain a tree (*i.e.* Tree Contraction) is a possible example [6]. However, we here tackle the problem from a different perspective: in fact, to the best of our knowledge, we discuss the first mathematical formalisation – and we refer to it as γ -contraction – of the contraction problem as a procedure to extract a representative graph G/γ of a graph G given a clusterisation γ .

In particular, γ -contraction problem was originally introduced in [7, 8], where the authors presented a fast iterative parallel-oriented algorithm to solve the problem. However, a strict formalisation was missing, hence leading to an incomplete description of the proposed solution. The aim of the present work is to fill that gap, by formally analysing the underlying mathematical problem and concurrently studying the related assumptions. Upon this mathematical formulation, we are then capable to describe the algorithm from a theoretical point of view, hence rephrasing the problem as β -contraction, a greedy version of the original γ -contraction. The novel notion of β -contraction further allows us providing an in-depth analysis of the algorithm which is supported via a suitable proof of correctness (see later Theorem 4.1 and Theorem 5.1).

1.1. Related Work. Graph contraction is useful in many graph-related problems since it tackles the problem of reducing input data into a more manageable size. It is the case, for example, of image 3D curve skeleton extraction, as presented in [9]. Solutions to many well-known graph problems have been formulated by means of procedural reduction of the original graph; it is the case, *e.g.*, of finding

the shortest path [10, 11], of computing chromatic polynomials [12], evaluating DP colouring [13] or evaluating the number of spanning trees [14] of a simple graph.

Parallel computing, where data must be mapped to processing units via some not a priori known logic, is an interesting use case for graph contraction as well. Ponnusamy *et al.* [15] introduced an iterative parallel graph contraction algorithm to pairwise contract vertices, hence reducing the problem size before mapping data. Meyerhenke *et al.* apply a similar idea in [16], extending it in a multi-levelled way: namely, the graph is iteratively reduced while applying label propagation to obtain graphs of manageable size. An interesting review on these topics can be found in [17].

In both coloured and colourless versions, contraction provides many insights about graph connectivity related features (see *e.g.* [18] for a fast connectivity algorithm based on graph contraction). Studying graphs and colour clusters connectivity is useful in a wide variety of applications [19], including when the graphs underlie beneath more complex processes, *e.g.* the connectivity of the basis of Markov process reveals important information about its Ergodicity [20].

Despite its usefulness in a wide variety of applications, to the best of our knowledge, there is not a rich research effort on colour-based graph contraction. Nevertheless, some research work can be found with applications in distinct areas.

D’Autilia and Spada [21] used colour-based graph contraction to retrieve the relationship between pedestrian, vehicular and hybrid areas in city maps to compare different mobility plans; in this context, the authors enforced colours on street junction-based graphs leveraging on Space Syntax approach [22] where a city is analysed by means of its different areas. Onofri and Corbetta [5] described a procedural classification method of cascaded localisers derived by colour contraction over museums graph representations where colours are injected by expert knowledge as architectural and conceptual constraints. Crypto-currency offers some interesting use cases as well – transactions and users graphs, whose analysis can be complex (see *e.g.* [23, 24]), can benefit from a feature-preserving size reduction of the original network [25]. Finally, other applications include complex networks such as Social Networks and web graphs [7].

The general lack of a mathematical formalisation of the problem motivates our work, whose final goal is to provide a robust theoretical background which can be applied in a wide variety of contexts and scenarios.

1.2. Paper organisation and general notation. The rest of the work is organised as follows. Section 2 introduces the concepts and the notations from graph theory with particular attention in graph contraction (Section 2.2). Section 3 provides the mathematical formalisation of the colour contraction problem. Section 4 introduces our novel algorithm both providing a mathematical formalisation of it (Section 4.1) and describing it algorithmically (Section 4.3), with a particular attention on the underlying data structures of choice (Section 4.2). Section 5 dives into the computational complexities details by analysing single iterations first (Section 5.1) and global performance then (Section 5.2). Finally, Section 6 closes the chapter by summarising contributions and discussing future developments.

In the following, we will use capital Latin letters for sets, lower-case Latin letters for objects, Greek letters for mappings, Gothic letters for procedures, and typewriter font for algorithm-related variables. Throughout the paper we keep consistency on notation, meaning that the same sets of letters are used to identify the same sets of objects, *e.g.* u, v, w are always adopted to identify vertices. We adopt big- \mathcal{O} and big- Ω function class notation for denoting asymptotic bounds, namely $f(x) \in \mathcal{O}(g(x))$ [resp. $\Omega(g(x))$] if exists $c \in \mathbb{R}$ such that $f(x) < c \cdot g(x)$ [resp. $f(x) > c \cdot g(x)$], for all $x > x_0$, for some $x_0 < \infty$.

2. PREREQUISITES ON GRAPH

2.1. Basic definitions. Given a set of vertices (or nodes) V , we recall from the basics in graph theory the definition of a *graph* as a couple $G = (V, E)$, where $E \subset V \times V$ represents a set of edges connecting the nodes two by two. In other words, E can be seen as a relation ρ_G (or ρ_E) on V , where we say that two vertices $u, v \in V$ are adjacent if $u\rho_G v$ or/and $v\rho_G u$, *i.e.* $(u, v) \in E$ or/and $(v, u) \in E$. In particular, we refer to the graph as *undirected* if ρ_G is symmetric, *i.e.* $(u, v) \in E \iff (v, u) \in E$, and we refer to it as *simple* if the relation is co-reflexive, *i.e.* $(u, u) \notin E, \forall u \in V$. We define the *order* of

a graph G as the size of its vertex set and the *size* of G as the size of its edge set; we denote them as $n_G = |G| = |V_G|$ and $m_G = \|G\| = |E_G|$ respectively.

We define the *neighbourhood* $N(u)$ of a vertex $u \in V$ as the set of vertices adjacent to u , *i.e.* $N_G(u) = \{v \in V \mid u\rho_G v \vee v\rho_G u\}$. Analogously, for the sake of convenience, we also extend the notion of neighbourhood to any set of vertices $U \subset V$ as the set of vertices adjacent to at least one vertex $u \in U$, *i.e.* $N_G(U) = (\bigcup_{u \in U} N_G(u)) \setminus U$. The size of $N(v)$ is referred to as *degree* of v and it is denoted by $\partial_G(v)$. If a digraph is considered, we identify with $N^-(v)$, $N^+(v)$, ∂^- , and ∂^+ the set of vertices reachable with edges ending up or starting from v and the corresponding sizes.

In what follows, most of our results are presented in terms of simple undirected graphs; however they naturally extends also to non-simple and/or directed graphs, as it can be seen in [25]. For this reason, we refer a to simple undirected graphs simply as a graphs, if not stated differently, and, for the sake of readability, we denote ρ_G by \sim_G to recall its symmetric property. Conversely, we refer to a directed graph as a di-graph and we adopt \rightsquigarrow_E as the edge relation. For the sake of readability, we also drop the subscripts when they can be inferred from the context.

We recall that $H = (S, F)$ is a *subgraph* of $G = (V, E)$, and we write $H \leq G$, if $S \subset V$ and $F \subset E$. In particular, we say that H is the subgraph of G *induced* by S if it holds that $u \sim_G v \Rightarrow u \sim_H v, \forall u, v \in S$; in this case, we denote it as $H = \langle S \rangle_G$ and we say that S *spans* (or *induces*) H over G . Finally, we say that G' is a *spanning graph* if $G' \leq G$ and $\langle G' \rangle_G = G$, *i.e.* $V' = V$. Graphs spannings conveniently defines the removal of a set vertices $U \subset V$ from G as $G - U = \langle V \setminus U \rangle_G$. Conversely, given a set of edges $F \subset V \times V$, we can naturally define the addition [resp. removal] of said set to [resp. from] G as $G + F = (V, E \cup F)$ [resp. $(G - F = (V, E \setminus F))$]. Finally, given a second graph $G_1 = (V_1, E_1)$, we define the union graph as $G \cup G_1 = (V \cup V_1, E, \cup E_1)$.

A (simple) *path* $\Gamma_{u,v}$ between two vertices u, v is a sequence of distinct vertices w_0, w_1, \dots, w_ℓ , where $w_0 = u, w_\ell = v$ and, for $0 \leq i < \ell$, we have $w_{i+1} \in N_G(w_i)$. Two nodes are *connected* if there exists a path between them and are said *disconnected* elsewhere. Analogously, a graph is said *connected* if each couple of nodes is mutually connected. A connected subgraph which is maximal is said *connected component* while the set of all the connected components of a graph is unique and it is said *partition*.

If for any couple of vertices there exists at most a path connecting them, then the graph is said a *forest*; if there exists exactly one path connecting each couple of vertices, then the graph is said to be a *tree*. Given a tree $T = (V, E)$ it is always possible, and sometimes convenient, to select a given node $r \in V$ as a special node; such node is then called the *root* of the tree. A tree with a fixed root is often called *rooted tree* – denoted by T_r .

Vertices or/and edges of a graph can be, in general, equipped with any sort of data, hence forming a weighted graph. In the rest of the paper we mainly restrict these kinds of data to categorical information – data sampled from a numerable finite set – over vertices, often referred as (vertex) colours. More formally, given a set of colours $C \subsetneq \mathbb{N}$, $|C| < \infty$, a (vertex-) *colouring* is a map $\gamma : V \rightarrow C$ that associates every vertex with a colour. A coloured graph is hence formed by a triple $G = (V, E, \gamma)$. We also denote with $N_\gamma(v)$ the coloured neighbourhood that is the set of nodes adjacent to v that shares the same colour with it, *i.e.* $N_\gamma(v) = \{w \in N(v) \mid \gamma(w) = \gamma(v)\}$. It is important to notice that, in the classical literature of graph theory, many efforts were devoted in studying proper graph colourings – often abbreviated simply as colourings – where $N_\gamma(v) = \emptyset, \forall v \in V$. This is not the context of the present work, since we are mainly interested in analysing contiguous *patches* of colour, or coloured components, as we will see in the next section.

2.2. Graph contraction. A common practice when facing a problem on a large graph $G = (V, E)$ is to consider a simplified version of it capable of retaining important connectivity information and preserving the relationships between vertices. Hence, the idea is to consider a “condensed” version of G that captures the essential characteristics of the original graph, allowing for more efficient analysis and computation.

A very common way to compact a graph is via *graph contraction*. Given two adjacent vertices $u, v \in V$, $u \sim v$, we define the *contraction* of u and v – and we denote it as $G/\{u, v\}$ – as the novel graph $G' = (V', E')$ where u and v are dropped and a new vertex w is added in place of them, such



FIGURE 1. **(a)** a graph G and **(b)** the corresponding contraction $G' = G/\{u, v\}$. Contracted vertices $u, v \in V_G$ are highlighted in orange and the resulting blended vertex $w \in V_{G'}$ is highlighted in green.

that it retains all the connections that u and v had (without multiplicity). More formally, we have that

$$V' = (V \setminus \{u, v\}) \cup \{w\} \quad , \quad E' = \{\{x, y\} \in E \mid x, y \in V \setminus \{u, v\}\} \cup \overbrace{\{\{x, w\}, \forall x \in N_G(\{u, v\})\}}^{E_w} \quad , \quad (1)$$

or, analogously,

$$G/\{u, v\} = \left((G - \{u, v\}) \cup (\{w\}, \emptyset) \right) + E_w \quad . \quad (2)$$

Figure 1 shows pictorially a sample of graph contraction.

It is worth noticing that w is somehow derived by u and v as well as edges $\{x, w\}$ are derived by (the combination of) $\{x, u\}$ or (and) $\{x, v\}$, $\forall x \in N_G(\{u, v\})$. As an example, in the context of weighted graphs, vertices and edges might inherit a combination of the original weights and the weight of $(u, v) \in E$ might *e.g.* be transfer to the vertex w .

By abuse of notation, we can say that the contraction is a procedure $\mathbf{m}_G(u, v)$ that returns $G/\{u, v\}$ obtained according (2), along with the blended vertex $w \notin V$ obtained from u and v , and the set E_w of blended edges joining w to $G - \{u, v\}$. For convenience, in what follows we drop the subscript G when it can be inferred from the context.

In particular, \mathbf{m} satisfies associative [$\mathbf{m}(u, \mathbf{m}(v, w)) = \mathbf{m}(\mathbf{m}(u, v), w)$] and commutative [$\mathbf{m}(u, v) = \mathbf{m}(v, u)$] properties if the same properties hold for the above-mentioned blending procedures. Here, we are assuming $w \in N_G(\{u, v\})$ and we are denoting the iterated application of contraction with the shorten form $(G', x, E_x) \leftarrow \mathbf{m}(\mathbf{m}(u, v), w)$ instead of the more thorough yet tedious notation “ $(G', x, E_x) \leftarrow \mathbf{m}_{\bar{G}}(\bar{x}, w)$ with $(\bar{G}, \bar{x}, E_{\bar{x}}) \leftarrow \mathbf{m}_G(u, v)$ ”.

In what follows, we assume the two properties hold true¹. It follows that \mathbf{m} can be seen as a *variadic* function, *i.e.* it can be applied to any set of vertices $U = \{u_0, \dots, u_k\} \subset V$ that spans a connected subgraph $\langle U \rangle_G$. In other words, we have that $\mathbf{m}_G(U) = \mathbf{m}_G(u_0, \dots, u_k) = \mathbf{m}(\dots(\mathbf{m}(u_0, u_1)\dots), u_k)$ for some ordering of the vertices like, *e.g.*, the ordering induced by a spanning tree of $\langle U \rangle_G$.

Given a vertex subset $U \subset V$, it is important to note that the variadic nature of \mathbf{m} ensures that the natural generalisation of $G/\{u, v\}$ to G/U is well defined (provided that $\langle U \rangle_G$ is connected), *i.e.*

$$G/U = \left((G - U) \cup (\{w\}, \emptyset) \right) + E_w \quad , \quad \text{with } (w, E_w) \leftarrow \mathbf{m}(U) \quad , \quad (3)$$

where $w \notin V$ is obtained blending U and $E_w = \{\{x, w\}, \forall x \in N_G(U)\}$.

It is clear that contraction $G/\{u, v\}$ is a particular case of G/U , where $|U| = 2$. In particular, we refer to G/U as a *contraction graph* of G and we denote it as $G/U \preceq G$. Equality holds only if $|U| < 2$

¹ This is trivially true for a simple unweighted graph since colour is preserved but, more in general, we can distinguish the contraction of u in v from the contraction of v in u , depending on how additional data are generated for w and its corresponding edges. However, such an outcome is out of the scope of this work, since we will only consider additive or invariant blendings over weighted graphs, *i.e.* where $\omega_V(w) = \omega_V(u) + \omega_V(v)$, with $\omega_V : V \rightarrow \mathbb{R}$ a vertex weight function, or where $\gamma_V(w) = \gamma_V(u) = \gamma_V(v)$, with similar behaviour on edges.



FIGURE 2. **(a)** a graph G and **(b)** the corresponding contraction $G' = G/U$. The set of contracted vertices $U \subseteq V_G$ are highlighted in orange and the resulting blended vertex $w \in V_{G'}$ is highlighted in green.

while, otherwise, we write $G/U \prec G$ and we define G/U as a *proper* contraction graph of G . Figure 2 reports an example of contraction of a set of vertices.

Finally, it is worthwhile to note that commutative property still holds also for the extended version of the contraction operation, *i.e.* given a graph $G = (V, E)$ and two set of nodes $U, W \subset V$, then $(G/U)/W$ and $(G/W)/U$ produce the same graph. Consequently it makes sense to drop the parenthesis, by simply writing $G/U/W$, and to consider the extension to any number of sets of nodes. However, we differ $G/U/W$ from $G/(U \cup W)$ by the number of blended vertices we are introducing in the contracted graph.

3. COLOURED-BASED GRAPH CONTRACTION

In this section, we formalise the problem of contracting a (vertex-)coloured graph. Hence, let us consider a graph $G = (V, E, \gamma)$ equipped with a vertex-colour function $\gamma = \gamma_V : V \rightarrow C$, $C \subsetneq N$, $|C| = c < +\infty$.

We first and foremost need to extend the definition of graph contraction to a coloured graph:

Definition 3.1 (Colour-preserving contraction). *Let $G = (V, E, \gamma)$ be a vertex-coloured graph and let $u, v \in V$ be two adjacent vertices sharing the same colour, *i.e.* $u \sim v$ and $\gamma(u) = \gamma(v)$. We define the colour-preserving contraction – and we denote it as $G/\gamma\{u, v\}$ – as the graph $G' = G/\{u, v\}$ equipped with the colouring function*

$$\gamma' : V' \rightarrow C, \quad \text{with} \quad \gamma'(z) = \begin{cases} \gamma(z) & \text{if } z \neq w \\ \gamma(u) & \text{if } z = w \end{cases} \quad (4)$$

where w is the novel vertex in G' that blends u and v .

We define the corresponding procedure as $\mathbf{m}_G^\gamma(u, v)$ analogously to $\mathbf{m}_G(u, v)$; $\mathbf{m}_G^\gamma(u, v)$ outputs contracted graph $G/\{u, v\}$, the blended vertex $w \notin V$, the edge set E_w joining w with $N_G(\{u, v\})$, and the colour $x_w \in C$ such that $\gamma'(w) = x_w = \gamma(u)$.

It is straightforward to consider the following

Proposition 3.1 (Properties of colour-preserving contraction). *Colour-preserving contraction \mathbf{m}_G^γ is commutative and associative.*

Proof. For what concern commutative property, let us consider $H, w, E_w, x_w = \mathbf{m}_G^\gamma(u, v)$ and $H', w', E_{w'}, x_{w'} = \mathbf{m}_G^\gamma(v, u)$. In particular, we already know by the definition of \mathbf{m}_G that $H = H'$, $w = w'$, and $E_w = E_{w'}$. From (4), it follows $x_w = \gamma(u)$ and $x_{w'} = \gamma(v)$. Since colour-preserving contraction is solely defined on u, v such that $\gamma(u) = \gamma(v)$ we can conclude that $x_w = x_{w'}$.

Being \mathbf{m}_G associative, associative property for \mathbf{m}_G^γ follows analogously. □

In general, we refer to \mathbf{m}_G^γ simply as \mathbf{m} when it is clear from the context that we are considering a coloured graph.

Definition 3.2 (γ -contraction). *Given a vertex-coloured graph $G = (V, E, \gamma)$, we define the γ -contraction of G , more formally the colour contraction of G on the colour set C induced by the colouring γ , as the procedure that applies the (commutative, associative) colour-preserving graph contraction to all the couples of adjacent vertices that shares the same colour, i.e. that evaluates progressively $G/\gamma\{u, v\}, \forall u, v \in V$ such that $u \sim v$ and $\gamma(u) = \gamma(v)$. We denote such operation as G/γ .*

Before proceeding, it is worthwhile for ease of notation to provide the following set of definitions on coloured graphs

Definition 3.3 (Colour neighbourhood). *Let $G = (V, E, \gamma)$ be a vertex-coloured graph. We define the colour neighbourhood of $v \in V$ – and we write $N_\gamma(v)$ – as the set of adjacent vertices of v that share the same colour with it*

$$N_\gamma(v) = \{u \in N_G(v) \mid \gamma(u) = \gamma(v)\} . \quad (5)$$

Analogously to the regular neighbourhood, we define the colour neighbourhood of a set of vertices $U \subseteq V$ as

$$N_\gamma(U) = \bigcup_{u \in U} N_\gamma(u) \setminus U . \quad (6)$$

We refer to the size of the colour neighbourhood as the vertex/vertex set colour degree, i.e.

$$\partial_\gamma(u) = |N_\gamma(v)| , \quad \partial_\gamma(U) = |N_\gamma(U)| . \quad (7)$$

Remark 3.1 ((On colour neighbourhoods)). *In the following, we assume that $\gamma(u) = \gamma(v), \forall u, v \in U$ when referring to $N_\gamma(U)$. In fact, dropping such a condition would result in having multiple colours amongst the vertices in $N_\gamma(U)$.*

Definition 3.4 (Colour cluster and colour component). *Let $G = (V, E, \gamma)$ be a vertex-coloured graph. We define a colour cluster as a set of vertices $S \subseteq V$ such that $\forall u, v \in S$ we have $\gamma(u) = \gamma(v)$ and there exists $\Gamma_{u,v} = (w_0, \dots, w_k)$ entirely contained in S , i.e. $w_i \in S$, for $0 \leq i \leq k$. We denote with $\gamma(S)$ the colour of the vertices contained in S .*

If a colour cluster S is maximal (i.e. $\forall S' \subset V$ colour cluster, $S \subseteq S'$ then $S = S'$) we say that S is a colour component.

Remark 3.2 ((On the connectivity of colour clusters)). *Requiring the existence between u and v of $\Gamma_{u,v}$ entirely contained in S is equivalent to requiring that $\langle S \rangle_G$ is connected. We here explicitly refer to the path Γ joining each couple of vertices in S as it is later useful in both the proof of Proposition 3.4 and in the explanation of the main algorithm introduced in this work.*

With the concept of colour cluster, it is a natural consequence of Proposition 3.1 to claim the following

Proposition 3.2 (Colour contraction, variadic form). *The colour-preserving contraction procedure m_G^γ admits a variadic form on colour clusters. In other words, given $U \subseteq V$ a colour cluster, then $G/\gamma U$ is well defined and equips the resulting graph G/U with the colouring function defined in (4).*

Proof. The proposition directly follows from the fact that colour-preserving contraction is commutative and associative, analogously to regular graph contraction (cf. Section 2.2). \square

A useful remark on colour components, also highlighting the origin of the name that is rooted with their similarity with connected components, is provided in the following

Remark 3.3 ((Colour components are disjoint)). *It directly follows from Definition 3.4 that, given two colour components S_1, S_2 of G , then if $v \in S_1$ and $v \in S_2$ we have $S_1 = S_2$. In other words, $S_1 \cap S_2$ is either empty or equal to S_1 (and S_2).*

Definition 3.5 (Colour (sub-)partition). *Let $G = (V, E, \gamma)$ be a vertex-coloured graph. We define a colour sub-partition of G as a set of colour clusters \mathcal{S} that forms a partition on the vertex set V . We further define a colour partition \mathcal{S}^* as a minimal (sized) colour sub-partition.*

It is pretty straightforward to claim the following

Algorithm 1 EvalColourComponent(v, G) $\rightarrow S$ **Input:** A vertex v of the vertex-coloured graph $G = (V, E, \gamma)$ **Output:** The colour component S where v belongs to

```

1:  $S \leftarrow \emptyset$ ;
2:  $N \leftarrow \{v\}$ ;
3: repeat
4:    $S \leftarrow S \cup N$ ;
5:    $N \leftarrow N_\gamma(S)$ ;
6: until  $N = \emptyset$ ;
7: return  $S$ ;

```

Proposition 3.3 (The colour partition is unique). *Let $G = (V, E, \gamma)$ be a vertex-coloured graph. The colour partition \mathcal{S}^* of G – and we denote it as $\mathcal{C}_\gamma(G)$ – is unique and it is made of all the colour components of G .*

Proof. The proof follows from Remark 3.3. Since each vertex is contained in a single colour component, then the set \mathcal{S}^* of all the colour components of G is unique. Furthermore, $\forall S_i, S_j \in \mathcal{S}^*, S_i \neq S_j$, it holds $S_i \cap S_j = \emptyset$ and, since \mathcal{S}^* collects all the colour components, then $\forall v \in V, \exists! S \in \mathcal{S}^*$ such that $v \in S$, i.e. \mathcal{S}^* is a partition of V . Minimality directly follows from the fact that colour components are maximal. \square

In order to build a colour partition, it is useful to characterise the colour components by means of the following

Proposition 3.4 (Colour component characterisation). *Let $G = (V, E, \gamma)$ be a vertex-coloured graph and let $S \subseteq V$ be a colour cluster of G . We have that S is a colour component $\iff N_\gamma(S) = \emptyset$.*

Proof. We prove one implication at a time, both *ad absurdum*.

(\Leftarrow): Let $S \subseteq V$ be a colour cluster such that $N_\gamma(S) = \emptyset$. If *ad absurdum* $\exists S' \subseteq V$ such that S' is a colour cluster and $S \subsetneq S'$, then $\hat{S} = S' \setminus S \neq \emptyset$. In particular, let us consider $v \in \hat{S}$ and $u \in S$ then $\exists \Gamma_{u,v} = (w_0, \dots, w_\ell)$, with $w_i \in S', \forall 0 \leq i \leq \ell$ and $w_0 = u, w_\ell = v$. Let us denote with \hat{i} the first i such that $w_i \notin S$, i.e.

$$\hat{i} = \min\{i \in \{0, \dots, \ell\} \mid w_i \in \hat{S}\}.$$

We have that $w_{\hat{i}-1} \in S$ (which is well-posed, in fact $\hat{i} > 0$ since $w_0 = u \in S$), hence $\{w_{\hat{i}-1}, w_{\hat{i}}\} \in E$ and $\gamma(w_{\hat{i}-1}) = \gamma(w_{\hat{i}})$ since $w_{\hat{i}-1}, w_{\hat{i}} \in S'$. It follows that $w_{\hat{i}} \in N_\gamma(w_{\hat{i}-1}) \subset N_\gamma(S) \neq \emptyset$ ($\Rightarrow \Leftarrow$).
 (\Rightarrow): Let $S \subset V$ be a colour component. If *ad absurdum* $\exists u \in N_\gamma(S)$, let us prove that $S' = S \cup \{u\}$ is a colour cluster (such that $S \subsetneq S'$). By Definition 3.3 we have $\gamma(u) = \gamma(w), \forall w \in S$ and there exists $v \in S$ such that $u \sim v$. Let us call $e = \{u, v\}$. $\forall w \in S$, there exists a path $\Gamma_{w,v}$ which is entirely contained in S and which can be extended to v by e , hence forming a path $\Gamma_{w,u}$ entirely contained in S' . It follows that S' is a local colour cluster such that $S \subsetneq S'$ ($\Rightarrow \Leftarrow$). \square

The proof of Proposition 3.4 highlights a constructive way to evaluate a colour component from one of its vertices $v \in V$, which is resumed in Algorithm 1. Hence, the colour partition of a graph can be determined by means of a simple yet effective procedure, as described in Algorithm 2.

We are now ready to refine Definition 3.2 under the variadic form of \mathfrak{m}_G^γ (cf. Proposition 3.2) as follows

Definition 3.6 (γ -contraction (variadic form)). *Let $G = (V, E, \gamma)$ be a vertex-coloured graph and let $\mathcal{S}^* = \mathcal{C}_\gamma(G)$. We define the γ -contraction of G – and we denote it as G/γ – as the graph obtained by applying $G/\gamma S, \forall S \in \mathcal{S}^*$.*

Algorithm 2 EvalColourPartition(G) \mapsto S^*

Input: A vertex-coloured graph $G = (V, E, \gamma)$ **Output:** The colour partition $S^* = \mathcal{C}_\gamma(G)$

```

1:  $S^* \leftarrow \emptyset$ ;
2:  $K \leftarrow V$ ;
3: while  $K \neq \emptyset$  do
4:   Let  $v$  be a vertex from  $K$ ;
5:    $S \leftarrow \text{EvalColourComponent}(v, G)$ ;
6:    $S^* \leftarrow S^* \cup \{S\}$ ;
7:    $K \leftarrow K \setminus S$ ;
8: end while
9: return  $S^*$ ;

```

Algorithm 3 simpleGammaContraction(G) \mapsto G'

Input: A vertex-coloured graph $G = (V, E, \gamma)$ **Output:** The corresponding γ -contraction $G' = G/\gamma$

```

1:  $S^* \leftarrow \text{EvalColourPartition}(G)$ ;
2: for all  $S \in S^*$  do
3:    $G \leftarrow G/\gamma S$ ;
4: end for
5: return  $G$ ;

```

The latter definition further highlights that γ -contraction builds a novel graph $G' = (V', E', \gamma') = G/\gamma$ where each node $v_i \in V'$ is the contraction of a colour component $S_i \in \mathcal{C}_\gamma(G)$ and it is equipped with the colour $\gamma(S_i)$. It follows that $|G'| = |\mathcal{C}_\gamma(G)| = |\mathcal{C}_{\gamma'}(G')|$ and, since all S_i are maximal, $\forall u', v' \in V'$ if $u' \sim v'$ then $\gamma'(u') \neq \gamma'(v')$. In other words, G' is a c -partite graph, where the partition is induced by γ' (and γ' is a proper colouring of G'). Hence we can use Algorithm 2 to define a simple, intuitive way to perform γ -contraction, as resumed in Algorithm 3.

In particular, in the upcoming Section 4, we explain how the variadic nature of \mathbf{m}_G^γ is used to build our fast algorithm for G/γ evaluation.

4. THE β -CONTRACTION ALGORITHM

In this section, we introduce our novel algorithm for evaluating γ -contraction of generic vertex-coloured graphs under the name of β -contraction. We first provide an overview of our solution and then we delve into the technical details of the implementation that makes the algorithm efficient.

4.1. Algorithm overview. Our novel approach to γ -contraction mainly leverages the variadic nature of \mathbf{m}_G^γ . The algorithm we introduce progressively determines colour sub-partitions \mathcal{S} and applies $\mathbf{m}(S_i)$ for all the $S_i \in \mathcal{S}$ concurrently. The reason why we went for this approach rather than evaluating colour partitions like in Algorithm 2 is that Algorithm 2 is hardly parallelisable since all of the operations introduced are strongly sequential. Conversely, in our algorithm, we efficiently determine a forest subgraph of G where each tree spans a (possibly maximal) colour cluster in \mathcal{S} . In particular, only a few iterations are typically required to build G/γ (~ 4 iterations for $n \sim 5 \times 10^{+4}$ and $m > n \log n$ random graphs, see [8]) and in general no more than $\log_\varphi(n)$ (where φ is the golden ratio, see later Theorem 5.1), even if a logarithmic number of iterations is achievable only on ad-hoc pathological input graphs.

We mainly divide the procedure into two phases (to be iterated until the γ -contraction is completed): (i) evaluation of a colour sub-partition \mathcal{S} and (ii) actual contraction of the colour clusters $S \in \mathcal{S}$. More formally, let $G = (V, E, \gamma)$ be the graph to be contracted (with $n = |G|$ and $m = \|G\|$), \mathcal{S}_β be the

colour sub-partition determined in the first phase, and $G' = (V', E', \gamma')$ the graph resulting from the second phase (with $n' = |G'|$ and $m' = \|G'\|$). Then, the two phases are defined as follows:

contraction mapping evaluation: We build a contraction mapping $\beta : V \rightarrow V' \cong \mathcal{S}_\beta$ that identify, per each vertex $v \in V$, a novel vertex $v' \in V'$. In particular, we recall that there exists a bijection between the novel vertices $v' \in V'$ and the colour clusters $S \in \mathcal{S}_\beta$ through which G' is evaluated. In this phase, \mathcal{S}_β is not known *a priori* and it is generated with an emerging procedure that only relies on (easily parallelisable) local properties of each vertex $v \in V$ *i.e.* its colour neighbourhood $N_\gamma(v)$. In particular, this is done in a four-step approach that: (i) identify a rooted forest where each maximal tree spans a colour cluster, (ii) builds a map π that links each node to the root of the tree it belongs to, (iii) builds a bijection α that assigns a novel vertex to each root of the forest, and (iv) builds the map β such that vertices within distinct trees are linked to the corresponding novel vertex.

contraction mapping application: We evaluate $G' = G/\beta$, which is well posed since V' (the codomain of β) can be interpreted as a set of colours holding $V' \cong \{0, \dots, n' - 1\}^2$. In other words, for each $S_i \in \mathcal{S}_\beta$ (which corresponds to $\beta^{-1}(v'_i), v'_i \in V'$) we evaluate *concurrently* the result of $G/\gamma S_i$. Here, roughly speaking, *concurrently* means that we evaluate a “multi-contraction” $G/\gamma\{S_1, \dots, S_{|\mathcal{S}_\beta|}\} = G/\gamma\mathcal{S}_\beta$ rather than evaluating $G/\gamma S_1/\gamma \dots / \gamma S_{|\mathcal{S}_\beta|}$. However, we are not mathematically rigorous on the introduction of $G/\gamma\mathcal{S}_\beta$, since it much more represents a computer science optimisation rather than a real novel operation; in any case, we still associate a blended vertex to each of the $S \in \mathcal{S}_\beta$.

Being mainly a computational fact, we leave the precise description of the second phase to Section 4.3. We here solely recall that, being the colour-preserving contraction associative, if we assume S_i contracting in a novel vertex w_i then we can define G' as:

$$\begin{aligned} V' &= \{w_i, \forall S_i \in \mathcal{S}_\beta\} \\ E' &= \{\{w_i, w_j\} \in V' \times V' \mid N(S_i) \cap S_j \neq \emptyset\} \\ \gamma'(w_i) &= \gamma(S_i), \forall w_i \in V' \end{aligned} \quad (8)$$

or, analogously, we can build it from β as

$$\begin{aligned} V' &= \{\beta(v), \forall v \in V\} \\ E' &= \{\{\beta(u), \beta(v)\} \forall u, v \in V \mid u \sim_G v\} \\ \gamma'(w') &= \gamma(\beta^{-1}(w')), \forall w' \in V' \end{aligned} \quad (9)$$

where we are exploiting the fact that V' and E' are sets to get rid of duplicates.

For what concern the first phase, the underlying idea is to create a digraph D on V where each node $v \in V$ is joined to a representative node \hat{v} within $N_\gamma(v)$. To provide a definition of *representative* which is suitable to work locally, we assume a total ordering on V . This is naturally done by considering the bijection between $V = \{v_0, \dots, v_{n-1}\}$ and $\{0, \dots, n-1\}$ as before – we assume in what follows that v_i represents the vertex enumerated as i , hence we write $v_i \leq v_j$ whether $i \leq j$; then, we define the representative as the minimum of the colour neighbourhood. Hence we claim and prove the following

Theorem 4.1 (Creation and characterisation of D). *Let $G = (V, E, \gamma)$ be a coloured-vertex graph where vertices are enumerated in $\{0, \dots, n-1\}$. The digraph with self loops $D = (V, B)$, where B is defined as*

$$B = \{(v, \hat{v}), \forall v \in V\} \quad (10)$$

with

$$\hat{v} = \min\{u \in N_\gamma(v) \cup \{v\}\}, \quad \forall v \in V. \quad (11)$$

is a forest. In particular, each connected component $T \in \mathcal{C}(D)$ is a tree whose vertices are a colour cluster $S = V_T$ of G , hence $\mathcal{C}(D)$ define a colour sub-partition \mathcal{S}_β of G . The vertex $r_T = \min\{v \in$

²This assumption is natural in computer science, where V' is represented as an array and a node can be identified by its index within the array.

$V_T\}$, $\forall T \in \mathcal{C}(D)$ is such that $\forall v \in V_T$ the single path Γ_{v,r_T} is directed and maximal (w.r.t. v), hence r_T is a natural root for T and a natural representative for $S \in \mathcal{S}_\beta$. In particular, the representative r_T also induces a natural way to enumerate the colour clusters $S \in \mathcal{S}_\beta$.

Proof. Let us prove the Proposition point by point

- (1) Let us prove that D is a forest. We recall that, in order for D to be a forest, then given two distinct nodes $u, v \in V$ there exists at most a single path $\Gamma_{u,v}$ joining them.

Without loss of generality, let $u > v$ and assume u, v are on the same connected component, hence $\exists \Gamma_{u,v} = (w_0, \dots, w_\ell)$ a path connecting them. We now prove that $\Gamma_{u,v}$ is unique.

In particular, from (10), each node $w \in V$ has $\partial_D^+(w) = 1$, and we have $v < u, \forall u \in N^-(v)$ and $u \geq v$ for the single node $u \in N^+(v)$ (where equality holds only if $u = v$, i.e. v has a self loop). It follows that each path can be divided into at most two monotone paths, i.e. (since $u > v$) $\exists a \in \{1, \dots, \ell\}$ such that $w_0 > w_1 > \dots > w_a$ and (unless $a = \ell$) $w_a < w_{a+1} < \dots < w_\ell$. In fact, if more than a change in monotony exists, then there exists a node w_i such that $w_{i-1} < w_i$ and $w_i > w_{i+1}$, which is impossible since it would imply that $\partial^+(v) = 2$.

In particular, the two monotone paths Γ_{u,w_a} and Γ_{v,w_a} are unique according to the same argument, hence $\Gamma_{u,v}$ is unique as well.

- (2) Let us prove that a connected component $T \in \mathcal{C}(D)$ spans a colour cluster. Being D a forest, it is straightforward that T is a maximal tree in D . In particular, it follows from (11) that $\forall u, v \in V_T$, then $\gamma(u) = \gamma(v)$, hence $\langle T \rangle_G$ is a (connected, colour preserving) sub-graph of G whose vertices (i.e. V_T) form a colour cluster.

Clearly, being $\mathcal{C}(D)$ a partition, we have that T_i and T_j are disjoint $\forall T_i, T_j \in \mathcal{C}(D)$, hence

$$\mathcal{S}_\beta = \mathcal{S} = \{V_T, \forall T \in \mathcal{C}(D)\} \quad (12)$$

is a colour subpartition.

- (3) Let us prove that for any $T \in \mathcal{C}(D)$, given $r_T = \min\{v \in V_T\}$, the unique path Γ_{v,r_T} is directed $\forall v \in V_T$ and it is maximal w.r.t. v . Holding $\partial_D^+(u) = 1, \forall u \in V_T$, it is easy to see that, $\forall v \in V_T$, the longest directed path $\Gamma_{v,*}$ starting from v is uniquely determined by (11) and, in particular, it is monotone. Therefore, $\Gamma_{v,*}$ ends in a node $r_v = \min\{z \in \Gamma_{v,*}\}$. It follows from (1) that $\forall u, v \in V_T, \exists w \in \Gamma_{u,v}$ such that the path can be split into two monotone directed paths $\Gamma_{u,w}$ and $\Gamma_{v,w}$, hence $w = \min\{z \in \Gamma_{u,v}\}$ and $w \in \Gamma_{u,*} \cap \Gamma_{v,*}$. In particular, $r_v = r_w$ and $r_u = r_w$, hence $r_u = r_v, \forall u, v \in V_T$, so $r_v = r_T, \forall v \in V_T$.

The vertex r_T is then a natural choice for being the root of the tree T . Furthermore, if we let $R = \{r_T, \forall T \in \mathcal{C}(D)\}$ be the set of the roots within the forest, then it is natural to consider the map $\tilde{\pi}$:

$$\begin{aligned} \tilde{\pi} &: \mathcal{S} &\rightarrow & R \subseteq V \\ &V_T &\mapsto & r_T \end{aligned} \quad (13)$$

or, analogously, the map $\hat{\pi} : V \rightarrow R \subseteq V$ defined as

$$\hat{\pi}(v) = \tilde{\pi}(S), \quad \forall v \in S, \quad \forall S \in \mathcal{S}. \quad (14)$$

- (4) We finally show the natural enumeration of colour clusters $S \subseteq \mathcal{S}$. Let $n' = |\mathcal{S}|$, then we can build the natural bijection $\hat{\alpha} : R \rightarrow \{0, \dots, n' - 1\}$ that preserve the ordering on R , i.e.

$$\hat{\alpha}(r_T) \leq \hat{\alpha}(r_{T'}) \iff r_T \leq r_{T'}, \quad \forall r_T, r_{T'} \in R, \quad (15)$$

where equality holds if and only if $T = T'$. Hence, $\hat{\alpha}$ induces an enumeration $\tilde{\alpha}$ on \mathcal{S} via $\tilde{\pi}$, i.e.

$$\begin{aligned} \tilde{\alpha} &: \mathcal{S} &\rightarrow & \{0, \dots, n' - 1\} \\ &S &\mapsto & \hat{\alpha}(\tilde{\pi}(S)) \end{aligned} \quad (16)$$

The points (1)–(4) conclude the proof. \square

Remark 4.1 ((On the constructiveness of the proof of Theorem 4.1)). *In the proof of Theorem 4.1 we have defined constructively the colour sub-partition \mathcal{S}_β in (12) and we have introduced two couples of analogous maps, whose form we recall in the following for ease of notation:*

$$\begin{aligned} \hat{\pi} : V &\rightarrow R, \text{ in (14)} & \hat{\alpha} : R &\rightarrow \{0, \dots, n' - 1\}, \text{ in (15)} \\ \tilde{\pi} : \mathcal{S} &\rightarrow R, \text{ in (13)} & \tilde{\alpha} : \mathcal{S} &\rightarrow \{0, \dots, n' - 1\}, \text{ in (16)} \end{aligned} .$$

In particular, the formulation $\tilde{\alpha}$ and $\tilde{\pi}$ prove Theorem 4.1 while $\hat{\alpha}$ and $\hat{\pi}$ are used in the following to build β .

The four steps of “contraction mapping evaluation” phase follows naturally from Remark 4.1:

Creation of D : We create a digraph with self loops $D = (V, B)$ with B defined as in (10). In particular, D is a rooted forest (with root set R) whose components in $\mathcal{C}(D)$ define the colour sub-partition \mathcal{S}_β .

Creation of $\pi : V \rightarrow R$: The map π is already defined as $\hat{\pi}$ (14).

Creation of $\alpha : R \rightarrow V'$: Let us consider a set of novel vertices $V' = \{w_i, \forall i \in \{0, \dots, n' - 1\}\}$ enumerated in $\{0, \dots, n' - 1\}$, where $n' = |\mathcal{S}_\beta|$. Since clusters $S \in \mathcal{S}_\beta$ are enumerated in the same interval according $\hat{\alpha}$, as defined in (15), hence it is natural to build the bijection α between roots and novel vertices as follows:

$$\begin{aligned} \alpha : R &\rightarrow V' \\ r &\mapsto w_{\hat{\alpha}(r)} \end{aligned} \quad (17)$$

Creation of β : The map $\beta : V \rightarrow V'$ directly follows as the composition $\alpha \circ \pi$, *i.e.*

$$\begin{aligned} \beta : V &\rightarrow V' \\ v &\mapsto \alpha(\pi(v)) \end{aligned} . \quad (18)$$

An example of the described procedure can be found in Figure 3.

Remark 4.2 ($(D$ identifies colour clusters that might be not maximal)). *It is important to notice that $S \in \mathcal{S}_\beta$, despite being a colour cluster, might or might be not a colour component depending on the chosen enumeration of vertices, *i.e.*. A simple counter-example is given by the path graph $G = P^4 = (\{v_0, \dots, v_3\}, E, \gamma)$ where $E = \{\{v_0, v_2\}, \{v_1, v_3\}, \{v_2, v_3\}\}$ and $\gamma(v) : V \rightarrow \{c\}$ which is represented in Figure 4. Here, we have $\hat{v}_0 = v_0$, $\hat{v}_1 = v_1$, $\hat{v}_2 = v_0$, and $\hat{v}_3 = v_1$, hence resulting in $D = (V, \{(v_2, v_0), (v_3, v_1)\})$ which identifies the two tree with vertex sets $S_0 = \{v_0, v_2\}$ and $S_1 = \{v_1, v_3\}$.*

4.2. The data structures. Before discussing the actual implementation of the algorithm, it is necessary to devote a few words to the data structures involved in the contraction operation. So far, we have used a purely mathematical notation in our descriptions. However, given the implementation-oriented nature of this and the upcoming subsection, we will here use a computer-oriented notation. We will use `typewritten text` for code-related entities, with the exception of numeric variables that will be denoted with classical mathematical text *e.g.* i, n, \dots . Unless differently specified, all the numeric variables, *i.e.* variables in \mathbb{N} , are assumed to be `idx_t`, a custom data type being `unsigned integer` by default. In fact, having a custom data type allows us to use the correct data type depending on the size of the graph to be stored, *e.g.* it could be `unsigned long` or `unsigned long long`. It makes exception the colour set C which typically requires much smaller values; for this reason, we refer as `col_t` to the colour type.

In particular, since our implementing language of choice is `C`, we will mainly use related notation. In particular, we talk about arrays and arrays of arrays instead of vectors and matrices and we use square brackets to identify elements, *i.e.* the i -th element of vector a is denoted as `a[i]`. Analogously, sets and mapping are built as arrays as well, where we have to ensure that elements of sets are disjoint. The array type is denoted by prepending a `*` character before a variable declaration, hence an array of arrays `a` of `idx_t` is denoted by `idx_t **a`. The arrays size needs to be stored manually and arrays of a given size n need to be created (or allocated, in the computer science jargon) with an allocation function `alloc(n, d)` which requires knowing the datatype `d` and is typically computationally non-negligible, *e.g.* $a \in \mathbb{N}^n$ is denoted by `a ← alloc(n, int)`. Allocated structures require explicit de-allocation via

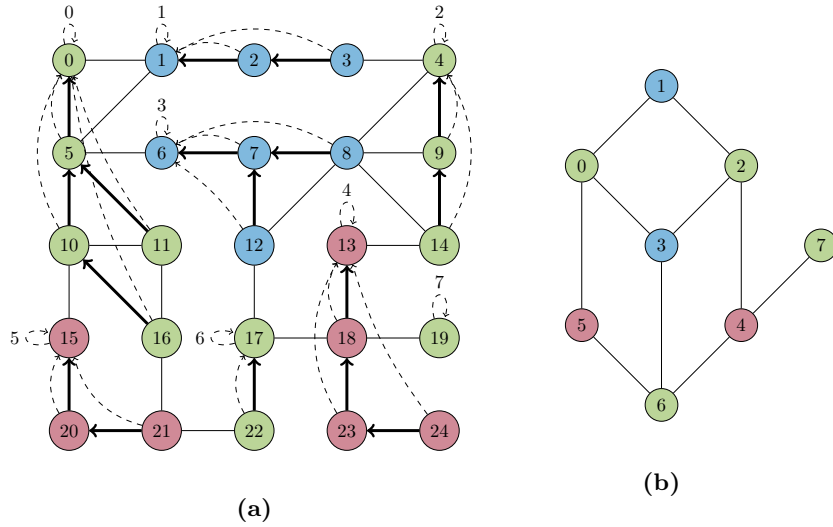


FIGURE 3. Example of a 1-iteration β -contraction of the graph G to the graph $G' = G/\gamma$. **(a)** The graph $G = (V, E)$. The directed edges B of the digraph $D = (V, B)$ are highlighted as bold arrows over G (self loops are omitted). The map π is represented with dashed bend arrows which link each node within a colour cluster to the corresponding tree root *i.e.* nodes where π form a self loop. Numeric values of the map $\hat{\alpha}$ are reported on the π self loops. Map β is not reported for the sake of readability (see Figure 4). **(b)** The contracted graph $G' = (V', E') = G/\beta = G/\gamma$. Vertices in V' (*i.e.* the codomain of β) are enumerated according to values on self loops from π .

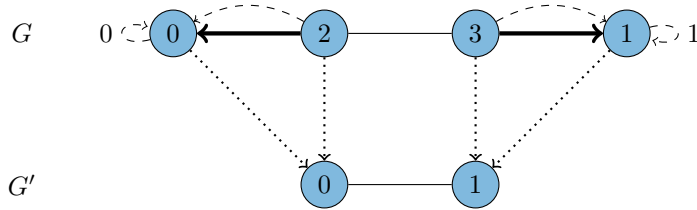


FIGURE 4. A small example of graph $G = (V, E)$ for which β determines two distinct colour clusters instead of a single colour component. The corresponding contracted graph $G' = G/\beta = (V', E')$ is also reported. The directed edges B of the digraph $D = (V, B)$ are highlighted as bold arrows over G (self loops are omitted). The map π is represented with dashed bend arrows and numeric values of the map $\hat{\alpha}$ are reported on the π self loops. Map β is represented as dotted arrows connecting G with G' .

free when they are out of scope, *e.g.* **free(a)** must be raised when **a** is no longer needed. Along with regular data types, we use custom structures for graphs and contraction mappings (see below). The fields of a structure are accessed through the `.` operator, *e.g.* the field n of a graph \mathbf{G} is denoted $\mathbf{G}.n$. We avoid making direct use of pointers and relative operators in this description for ease of readability. For any further reference on \mathbf{C} , we refer the reader to [26].

For the sake of simplicity, in the following we describe the minimal working implementation, meaning that graphs are undirected and present no weights but the vertex colour. In particular, an input graph might be a multi-graph (*i.e.* a graph that allows multiple edges between the same couple of nodes) and during the contraction procedure it eventually becomes a multi-graph anyway; however, the resulting graph will always be simple since contraction joins multiple edges connecting the same

Algorithm 4 Graph data structure**Struct:** Graph

1: <code>idx_t n</code> ;		▷ order of the graph
2: <code>idx_t m</code> ;		▷ size of the graph
3: <code>col_t *C</code> ;		▷ colour list, of length n
4: <code>idx_t *Nv</code> ;		▷ vertices degree, of length n
5: <code>idx_t **E</code> ;		▷ adjacency lists, for each vertex v of length $Nv[v]$

Algorithm 5 ContractionMapping data structure**Struct:** ContractionMapping

1: <code>idx_t n</code> ;		▷ order of the original graph
2: <code>idx_t n'</code> ;		▷ order of the contracted graph, $ \mathcal{S}_\beta $
3: <code>idx_t n*</code> ;	▷ effective size of <code>cSize</code> and <code>revBecomes</code> , either n or n'	
4: <code>idx_t *cSize</code> ;	▷ size of the colour clusters $S \in \mathcal{S}$, of length n^* or n'	
5: <code>idx_t *becomes</code> ;		▷ β mapping, of length n
6: <code>idx_t **revBecomes</code> ;		▷ β^{-1} mapping, for each vertex v of length $cSize[v]$

colour components and hence does our β -contraction. Vertices V of a graph $G = (V, E)$ are always assumed as $V = \{0, \dots, |G| - 1\}$ and, since no information is held inside a vertex, vertex sets are not stored. Edges E are stored as adjacency lists, *i.e.* an array of arrays of `idx_t` of different sizes.

An extension of the algorithm over weighted or/and directed graphs is available at the moment of writing, however, its description is beyond the purpose of the present work since it requires many technicalities that are well out of purpose from the context of presenting the algorithm. In particular, the graph structure requires defining the vertex set explicitly as an array of `vertex` and the edge set as an array of arrays of `edge`, both of which structures need to be defined properly. Furthermore, an explicit merge function is needed to combine `edges` and `vertexes` during contraction. All of these requirements are bulky and, however, penalise the algorithm from the performances point of view and should be avoided if possible; this further motivates the discussion of the minimal working implementation. Furthermore, the main part of the algorithm consisting in the creation of the contraction mapping is agnostic *w.r.t.* these changes, unless considering differences also in the way that colours behave (a further different topic). However, we will point out with Footnotes 3 and 4 where the main modifications are needed for the algorithm to work on different graph structures.

More in detail, a graph G is stored as a **Graph** structure `G` which is described in Algorithm 4 and the contraction mapping β is stored, along with β^{-1} as a **ContractionMapping** structure `cMap` which is described in Algorithm 5. In particular, the various mapping described in Section 4.1 are not stored individually, but rather the field `becomes` and `revBecomes` are progressively updated following the four-steps pattern described.

4.3. Implementation of the algorithm. In the following, we provide and discuss the implementation of our contraction algorithm, a working version of which is available online [27]. At a high level, the algorithm takes in input a graph $G = (V, E, \gamma)$ and progressively evaluates the β -contraction operation $G' \leftarrow G/\beta$ in place, until G/γ is obtained (see Algorithm 6).

In the rest of this section, we focus on the structure of a single iteration of G/β . Let $G = (V, E, \gamma)$ and $G' = (V', E', \gamma') = G/\beta$ and let $n = |G|$, $m = \|G\|$, $n' = |G'|$, and $m' = \|G'\|$. We recall that here $V = \{0, \dots, n - 1\}$ and $V' = \{0, \dots, n' - 1\}$, hence, when we write $\forall v \in V$, we mean that a variable `idx_t v` is ranging in the interval $0 \leq v < n$. Then, β -contraction is made of two phases: the generation of the contraction mapping `cMap` (see Algorithm 7) and its application (see Algorithm 8). A summary of the whole procedure is sketched as a function calls tree in Figure 5 with a mathematic-friendly notation.

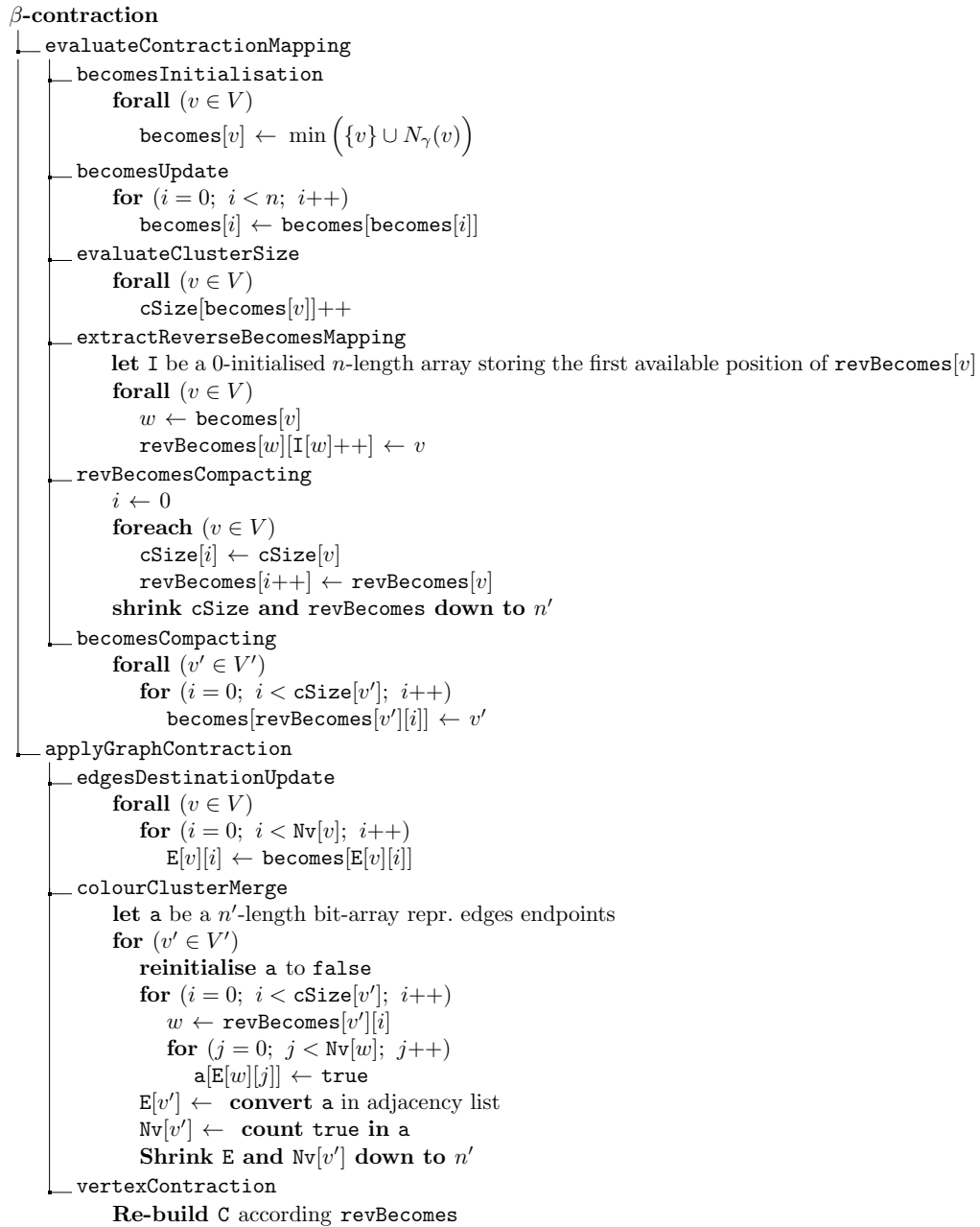


FIGURE 5. Description of the β -contraction algorithm, *i.e.* an iteration of our novel γ -contraction algorithm, sketched as a function tree. Each leaf summarises a different phase by means of a simplified math-oriented pseudo-code.

In the pseudo-codes that follow (Algorithm 6–18), we keep naming consistency as much as possible, hence we here list a few variable names that always play the same role and that we are not re-defining in each pseudo-code for sake of simplicity:

- Graph $*G$ is the graph $G = (V, E)$ as defined in Algorithm 4.

Algorithm 6 GraphColourContraction(G) $\mapsto G'$

Input: The Graph G to be contracted**Output:** The Graph G' , colour contraction of G

```

1: cMap  $\leftarrow$  evaluateContractionMapping( $G$ );
2: while cMap.n  $\neq$  cMap.n' do
3:   applyGraphContraction( $G$ , cMap);
4:   freeCMap(cMap); ▷ Opportunely frees allocated elements in cMap
5:   cMap  $\leftarrow$  evaluateContractionMapping( $G$ );
6: end while
7: freeCMap(cMap); ▷ Opportunely frees allocated elements in cMap
8: return  $G$ ;

```

Algorithm 7 evaluateContractionMapping(G) \mapsto cMap

Input: The Graph G **Output:** The corresponding ContractionMapping holding β and β^{-1}

```

1: ContractionMapping cMap;

2: cMap  $\leftarrow$  contractionMappingAllocation( $G$ .n);
3: becomesInitialisation( $G$ , cMap);
4: becomesUpdate(cMap);
5: evaluateClusterSize(cMap);
6: extractReverseBecomesMapping(cMap);
7: revBecomesCompacting(cMap);
8: becomesCompacting(cMap);

9: return cMap;

```

Algorithm 8 applyGraphContraction(G , cMap)

Input: The Graph G to be contracted with the β -map cMap**Output:** Nothing, contraction is performed in place

```

1: edgesDestinationUpdate( $G$ , cMap);
2: colourClusterMerge( $G$ , cMap);
3: vertexContraction( $G$ , cMap);

```

- Graph $*G'$ is the contracted graph $G/\beta = (V', E')$. Do note that the algorithms described work in-place to avoid multiple allocations, hence G' is never formally allocated.
- ContractionMapping $*cMap$ is the contraction mapping as defined in Algorithm 5.
- `idx.t` i, j, k are (indices of) vertices within V , ranging in $[0, n)$.
- `idx.t` i', j', k' are (indices of) vertices within V' , ranging in $[0, n')$.
- `idx.t` $i_{\text{IDX}}, j_{\text{IDX}}, k_{\text{IDX}}$ define (indices of) vertices within $E[\cdot]$ (*i.e.* edges), ranging in $[0, \text{Nv}[\cdot])$.
- `idx.t` $i_{\text{BDX}}, j_{\text{BDX}}, k_{\text{BDX}}$ define (indices of) vertices within $\text{revBecomes}[\cdot]$, ranging in $[0, \text{cSize}[\cdot])$.

Contraction mapping creation. For what concern the evaluation of the contraction mapping, the four steps described in Section 4.1 – *i.e.* the creation of (i) D , (ii) π , (iii) α , and (iv) β – are entirely managed through the sole map `becomes`, which is progressively updated until the map β is created; this is done in seven steps that involve also the creation of `revBecomes`, *i.e.* the inverse non-surjective map of `becomes`, and `cSize`, *i.e.* the sizes set $\{|S|, \forall S \in \mathcal{S}_\beta\}$. Do note that, since within the algorithm we consider $V' = \{0, \dots, n' - 1\}$, then the two maps $\hat{\alpha} : R \rightarrow \{0, \dots, n' - 1\}$ and $\alpha : R \rightarrow V'$ are equivalent.

More in detail, we have

- (1) The **ContractionMapping** `cMap` is allocated and initialised according to the size n of the graph G so that $\mathbf{becomes}[v] = v, \forall v \in V$. In particular, $\mathbf{cMap}.n^* \leftarrow n$ while the vectors in **revBecomes** are left non-allocated since their size is still not known. The total computational time of this phase is $\mathcal{O}(n)$, just like the computational space (see Algorithm 9).
- (2) **becomes** is initialised so that it reflects the edges set B of the digraph D (see Algorithm 10). This is a greedy procedure that requires for each vertex to look at its whole neighbourhood and hence it takes $\sum_{v \in V} \partial(v) = 2m$ comparison operations, *i.e.* a total time of $\mathcal{O}(m)$.
- (3) As we have abundantly discussed for D , **becomes** now defines a set of rooted trees (variable in height) such that each node within a tree is connected to its root via a directed path. Consequently, in order to make **becomes** behaving like $\hat{\pi} : V \rightarrow R$ (with R the set of roots), then $\forall v \in V$ it is sufficient to repeatedly update $\mathbf{becomes}[v] \leftarrow \mathbf{becomes}[\mathbf{becomes}[v]]$ until a fixed point is reached (since a root $r \in R$ is such that $\mathbf{becomes}[r] = r$). In particular, since by construction $\mathbf{becomes}[v] \leq v, \forall v \in V$, then, if the operation is performed in-order *w.r.t.* v , we have that $\mathbf{becomes}[v]$ is always a root and the update converges in one step.

We can easily prove the correctness of this claim by induction on the size $|T|$ of each tree T ; let $V_T = \{v_0, \dots, v_i, \dots\} \subseteq V$, then

base, $|T| = 1$: It is trivial that $\mathbf{becomes}[v_0] = v_0$ and therefore, v_0 is mapped to the root of the tree it belongs to.

step, $|T| = l$: Let us consider the induction hypothesis that $\mathbf{becomes}[v_i] = v_0, \forall i < l$. Then $\mathbf{becomes}[v_l] = v_i$ for some $\hat{i} < l$. Therefore

$$\mathbf{becomes}[\mathbf{becomes}[v_l]] \leftarrow \mathbf{becomes}[v_{\hat{i}}] = v_0 .$$

Conversely, if the operation is not done in-order (*e.g.* in parallel implementations), in the worst case it requires $\log(\ell)$ iterations, where ℓ is the height of the deepest tree. In fact, it is rather clear that, in the worst case, the procedure halves the height of a tree at each iteration. The proof is pretty straightforward and it is out of context for the present work since we only discuss here a serial implementation.

The total cost of this step (see Algorithm 11) is of a few operations per node and, hence, it is bound by $\mathcal{O}(n)$.

- (4) Once the map $\hat{\pi}$ is stored in **becomes**, it is rather simple to evaluate the size of each colour cluster in the vector **cSize** as $\mathbf{cSize}[v'] \leftarrow |\{v \in V \mid \mathbf{becomes}[v] = v'\}|, \forall v' \in R$ (see Algorithm 12). This is necessary since, in order to efficiently apply first α over **becomes** without taking into account the order of the operation and then β over G , we first need to build $\hat{\pi}^{-1}$ (see next step) which requires allocating a proper-sized **revBecomes**. The time spent for this operation is negligible being $\mathcal{O}(n)$.
- (5) With a suitably built **cSize** array, we can efficiently evaluate in **revBecomes** the map $\hat{\pi}^{-1} : R \rightarrow V$. In fact, it is rather simple to build it by progressively traversing **becomes** while keeping the last used position in an array of indices \mathbf{I}_{BDXS} (see Algorithm 13). Since the operation is performed in a single visit of **becomes**, then it takes $\mathcal{O}(n)$ steps. From the computational space point of view, we require the allocation of \mathbf{I}_{BDXS} of size n' and of the vectors within **revBecomes** which are in number n' ; however, the total space allocated for **revBecomes** is still bounded by $\mathcal{O}(n)$, being equal to the number of vertices in V .
- (6) We can now apply the map $\alpha : R \rightarrow V'$ over the domain of $\hat{\pi}^{-1} : R \rightarrow V$, hence obtaining the map $\beta^{-1} : V' \rightarrow V$. To do so, we rearrange **revBecomes** and **cSize** in two novel arrays **revBecomes'** and **cSize'** of size n' (respectively of arrays and of vertices). As a consequence, n^* is now set to n' . The operation is completed in linear time $\mathcal{O}(n)$ (see Algorithm 14).
- (7) Finally, we are ready to update **becomes** from representing $\hat{\pi}$ to representing β . This can be trivially done by a single traverse of **revBecomes** in linear time $\mathcal{O}(n)$ (see Algorithm 15).

Contraction mapping application. We already mentioned in Section 4.1, despite non being strictly formal, that the application of the contraction mapping mainly consists of concurrently evaluating the graph G/β . Here concurrently means that we perform the contraction of all the colour clusters at

Algorithm 9 contractionMappingAllocation(n) \mapsto cMap

```

1: ContractionMapping cMap;
2: cMap  $\leftarrow$  alloc(1, ContractionMapping);
3: cMap.n  $\leftarrow$  n;
4: cMap.n'  $\leftarrow$  0;
5: cMap.n*  $\leftarrow$  n;
6: cMap.becomes  $\leftarrow$  alloc(n, idx_t);
7: cMap.revBecomes  $\leftarrow$  alloc(n, idx_t*);
8: cMap.cSize  $\leftarrow$  alloc(n, idx_t);
9: for  $i \in \{0, \dots, n-1\}$  do
10:   cMap.becomes[i]  $\leftarrow$  i;
11: end for
12: return cMap;

```

Algorithm 10 becomesInitialisation($G, cMap$)

```

1: col_t c; ▷ colour of current vertex
2: idx_t b; ▷ current best choice for becomes

3: for all  $i \in \{0, \dots, G.n-1\}$  do
4:    $c \leftarrow G.C[i]$ ;
5:    $b \leftarrow i$ ;
6:   for all  $j_{idx} \in \{0, \dots, G.Nv[i]-1\}$  do
7:      $j \leftarrow G.E[i][j_{idx}]$ ;
8:     if  $j < b \wedge G.C[j] = c$  then
9:        $b \leftarrow j$ ;
10:    end if
11:  end for
12:  cMap.becomes[i]  $\leftarrow$  b;
13: end for

```

Algorithm 11 becomesUpdate(cMap)

```

1: for all  $i \in \{1, \dots, cMap.n-1\}$  do ▷ Must be executed in order to work correctly
2:   cMap.becomes[i]  $\leftarrow$  cMap.becomes[cMap.becomes[i]];
3: end for

```

Algorithm 12 evaluateClusterSize(cMap)

```

1: for all  $i \in \{0, \dots, cMap.n-1\}$  do
2:   cMap.cSize[cMap.becomes[i]]++;
3: end for
4: for all  $i \in \{0, \dots, cMap.n-1\}$  do
5:   if cMap.cSize[i] > 0 then
6:     cMap.n'++;
7:   end if
8: end for

```

the same time rather than evaluating the graph $G_1 = G/S_0$, $G_2 = G_1/S_1$, ..., $G' = G_{n'}/S_{n'}$. In particular, we complete this task in three distinct steps, as highlighted in Algorithm 8:

- (1) First and foremost, we apply $\beta : V \rightarrow V'$ (stored in **becomes** array) to the destination of the edges stored in **E**[·]; this can be done by simply traversing the edge adjacency list, hence

Algorithm 13 extractReverseBecomesMapping(cMap)

```

1: idx_t *IBDXS;                                ▷ counter for  $j_{\text{BDX}}$  of revBecomes[becomes[i]]
2: IBDXS ← alloc(cMap.n, idx_t);

3: for all  $i \in \{0, \dots, \text{cMap}.n - 1\}$  do
4:   if cMap.cSize[i] > 0 then
5:     cMap.revBecomes[i] ← alloc(cMap.cSize[i], idx_t);
6:   else
7:     cMap.revBecomes[i] ← NULL;
8:   end if
9: end for

10: for all  $i \in \{0, \dots, \text{cMap}.n - 1\}$  do
11:    $i' \leftarrow \text{cMap}.becomes[i]$ ;
12:    $j_{\text{BDX}} \leftarrow I_{\text{BDXS}}[i']++$ ;
13:   cMap.revBecomes[i'][ $j_{\text{BDX}}$ ] ←  $i$ ;
14: end for

15: free(IBDXS);

```

Algorithm 14 revBecomesCompacting(cMap)

```

1: idx_t  $i' \leftarrow 0$ ;                                ▷ explicit assignment needed since it is used as a counter
2: idx_t **revBecomes', *cSize';                      ▷ compact version of revBecomes and cSize

3: cSize' ← alloc(cMap.n', idx_t);
4: revBecomes' ← alloc(cMap.n', idx_t*);

5: for all  $i \in \{0, \dots, \text{cMap}.n - 1\}$  do          ▷  $\hat{\alpha}$  follows the roots order in  $R$  if done in order
6:   if cMap.revBecomes[i] ≠ NULL then
7:     cSize'[ $i'$ ] ← cMap.cSize[i];
8:     revBecomes'[ $i'$ ] ← cMap.revBecomes[i];
9:      $i'++$ ;
10:  end if
11: end for

12: free(cMap.cSize);
13: cMap.cSize ← cSize';

    ▷ We only free revBecomes array, since revBecomes[·] are still used in revBecomes'
14: free(cMap.revBecomes);
15: cMap.revBecomes ← revBecomes';

16: cMap.n* ← cMap.n';

```

Algorithm 15 becomesCompacting(cMap)

```

1: for all  $i' \in \{0, \dots, \text{cMap}.n' - 1\}$  do
2:   for all  $j_{\text{IDX}} \in \{0, \dots, \text{cMap}.cSize[i'] - 1\}$  do
3:     cMap.becomes[cMap.revBecomes[i'][ $j_{\text{IDX}}$ ]] ←  $i'$ ;
4:   end for
5: end for

```

Algorithm 16 edgesDestinationUpdate($G, cMap$)

```

1: for all  $i \in \{0, \dots, G.n - 1\}$  do
2:   for all  $j_{\text{idx}} \in \{0, \dots, G.Nv[i]\}$  do
3:      $G.E[i][j_{\text{idx}}] \leftarrow cMap.becomes[G.E[i][j_{\text{idx}}]]$ ;
4:   end for
5: end for

```

tacking $\mathcal{O}(m)$ operations (see Algorithm 16). Clearly, this lets E in an inconsistent state, since now maps sources in V to destinations in V' , but prepares them for the next step.

- (2) We are now ready to effectively merge the adjacency lists according to β . In other words, given $S \in \mathcal{S}_\beta$, we want to build the adjacency list for $u' = \tilde{\alpha}(S) \in V'$ as $\{\{u', w'\} \mid w' \in E[v], \text{ for some } v \in S\}$. In fact, after the previous step, we have $E[v] \subseteq V'$. In particular, this can be done efficiently with the aid of an n' -length bit-array \mathbf{a} that holds a dense representation of the adjacency list we are building; in fact, $v \in S$ we can traverse the edge list $E[v]$ of v and set to true each position corresponding to a valid destination, *i.e.* $\mathbf{a}[z] \leftarrow \text{true}, \forall z \in E[v]$. This naturally gets rid of any duplicate edge, both formed during β -contraction and within the original graph³. Algorithm 17 shows the complete procedure for performing the merge.

Only a single array \mathbf{a} is required at a time, hence bounding the space complexity to $\mathcal{O}(n')$ (plus the space occupied by the contracted graph). From the computational complexity point of view, this phase is the heaviest of the whole β -contraction. In fact, filling $\mathbf{a} \forall v' \in V'$ requires in total $\mathcal{O}(m)$ steps. Conversely, converting back \mathbf{a} to a sparse representation requires $\mathcal{O}(n')$ steps, which are executed $\forall v \in V'$, hence costing $\mathcal{O}(n'^2)$. This bounds the complexity to $\mathcal{O}(n'^2 + m)$.

- (3) Finally, vertices should be merged as well. In particular, since in our simplified representation we only keep track of the colours in a separate array \mathbf{C} within the **Graph** structure, then we solely need to build a novel n' -length array \mathbf{C}' , which can be simply done in $\mathcal{O}(n)$ steps (see Algorithm 18)⁴.

5. PERFORMANCE ASSESSMENTS

In order to complete the description of our novel β -contraction algorithm, in this section we analytically discuss its performances in terms of (i) space and time complexity of a single iteration and (ii) number of iterations required.

5.1. Space and time complexity of a single iteration. We already introduced space and time complexities bounds for a single iteration of the β -contraction during the description of the algorithm phases in Section 4.3. Hence, in what follows, we delve into the associated details and derive in Table 1 the corresponding asymptotic costs.

In particular, we have seen that, from the time-complexity point of view, the creation of the contraction mapping requires traversing a constant number of times the vertices and a single time each edge of the input graph, yielding a total complexity of $\mathcal{O}(n + m)$ which is optimal. From the computational space point of view, the contraction mapping requires exactly 3 `idx_t` for the constants, n `idx_t` and one pointer for the `becomes`, n `idx_t` (n' after compaction) and one pointer for the `cSize`, and n `idx_t` and $n + 1$ pointers ($n' + 1$ after compaction) for the `revBecomes`, yielding a total of $3n + n' + 3$ `idx_t` and $n + n' + 5$ pointers during compaction. If we compare this number to the graph occupancy of $n + 3$ pointer and $m + 2n + 2$ `idx_t`, we can safely say that its computational space is nearly negligible since,

³The bit-array should be adequately substituted if more complex merge operations are required, like in the case of edge-weighted graphs. As an example, we can keep track of how many edges have been merged together by implementing a suitable function here.

⁴A merge function for vertices should be properly defined if more complex graphs are considered, like in the case of vertex-weighted graphs. As an example, we can keep track of how many nodes or edges have been merged in a vertex by implementing a suitable function here.

Algorithm 17 colourClusterMerge(G, cMap)

```

1: idx_t  $a_{\text{IDX}}$ ; ▷ index of  $\mathbf{a}$ 
2: idx_t  $d$ ; ▷ temporary value for  $\text{Nv}'[i']$ 
3: idx_t  $*\mathbf{e}$ ; ▷ temporary reference to  $\mathbf{E}'[i']$ , i.e. sparse version of  $\mathbf{a}$ 
4: bool  $*\mathbf{a}$ ; ▷ temporary dense  $n'$ -length bit-array for the adjacency list  $\mathbf{e}$ 
5: idx_t  $m' \leftarrow 0$ ; ▷ value  $m$  for  $G'$ 
6: idx_t  $*\text{Nv}'$ ; ▷ neighbourhood degrees  $\text{Nv}$  for  $G'$ , of size  $n'$ 
7: idx_t  $**\mathbf{E}'$ ; ▷ adjacency lists  $\mathbf{E}$  for  $G'$ , of size  $n'$ 

8:  $\text{Nv}' \leftarrow \text{alloc}(\text{cMap}.n', \text{idx\_t})$ ;
9:  $\mathbf{E}' \leftarrow \text{alloc}(\text{cMap}.n', \text{idx\_t}*)$ ;
10:  $\mathbf{a} \leftarrow \text{alloc}(\text{cMap}.n', \text{bool})$ ;

11: for all  $i' \in \{0, \dots, \text{cMap}.n' - 1\}$  do
    ▷ Reset  $\mathbf{a}$ 
12:   for all  $a_{\text{IDX}} \in \{0, \dots, \text{cMap}.n' - 1\}$  do
13:      $\mathbf{a}[a_{\text{IDX}}] \leftarrow \text{false}$ ;
14:   end for
15:    $d \leftarrow 0$ ;

    ▷ fill  $\mathbf{a}$  and deallocate old adjacency vectors
16:   for all  $j_{\text{BDX}} \in \{0, \dots, \text{cMap}.c\text{Size}[i'] - 1\}$  do ▷ cycle over  $\text{revBecomes}[i']$  vertices  $j$ 
17:      $j \leftarrow \text{cMap}.\text{revBecomes}[i'][j_{\text{BDX}}]$ ;
18:     for all  $k_{\text{IDX}} \in \{0, \dots, \text{G.Nv}[j] - 1\}$  do ▷ cycle in the neighbourhood of  $j$ 
19:        $k' \leftarrow \text{G.E}[j][k_{\text{IDX}}]$ ;
20:       if  $i' \neq k' \wedge \neg \mathbf{a}[k']$  then ▷ We can drop  $i' \neq k'$  if self loops are allowed in  $G/\beta$ 
21:          $\mathbf{a}[k'] \leftarrow \text{true}$ ;
22:          $d++$ ;
23:       end if
24:     end for
25:      $\text{free}(\text{G.E}[j])$ ;
26:   end for

    ▷ convert from bit-array  $\mathbf{a}$  to adjacency list  $\mathbf{e}$ 
27:    $\mathbf{e} \leftarrow \text{alloc}(d, \text{idx\_t})$ ;
28:    $k_{\text{IDX}} \leftarrow 0$ ;
29:   for all  $a_{\text{IDX}} \in \{0, \dots, \text{cMap}.n' - 1\}$  do
30:     if  $\mathbf{a}[a_{\text{IDX}}]$  then
31:        $\mathbf{e}[k_{\text{IDX}}++] \leftarrow a_{\text{IDX}}$ ;
32:     end if
33:   end for

34:    $\text{Nv}'[i'] \leftarrow d$ ;
35:    $\mathbf{E}'[i'] \leftarrow \mathbf{e}$ ;
36:    $m' \leftarrow m' + d$ ;
37: end for

38:  $\text{free}(\mathbf{a})$ ;
39:  $\text{free}(\text{G.Nv})$ ;
40:  $\text{G.Nv} \leftarrow \text{Nv}'$ ;
41:  $\text{free}(\text{G.E})$ ;
42:  $\text{G.E} \leftarrow \mathbf{E}'$ ;
43:  $\text{G}.m \leftarrow m'$ ;

```

Algorithm 18 `vertexContraction(G, cMap)`

```

1: col_t *C'; ▷ Colour array  $C$  for  $G'$ , of size  $n'$ 
2: C' ← alloc(cMap.n', col_t);

3: for all  $i' \in \{0, \dots, \text{cMap.n}' - 1\}$  do
4:   C'[i'] ← G.C[cMap.revBecomes[i']][0];
5: end for

6: free(G.C);
7: G.C ← C';
8: G.n ← cMap.n';

```

typically, $n = \mathcal{O}(m)$. Only a few more `idx_t` variables are required (mostly for \mathbf{I}_{BDXS}) throughout the phase, bounding the total space cost to $\mathcal{O}(n)$.

For what concerns the contraction mapping application, we have seen that the computational time cost of `colourClusterMerge` dominates over the entire algorithm. In fact, our solution with bit-array requires a $\mathcal{O}(n')$ -step elaboration for each of the n' contracted vertices; furthermore, all the edges need to be elaborated once again, hence yielding a total cost of $\mathcal{O}(n'^2 + m)$. While the m term is clearly optimal, the n'^2 term can certainly rise the computational cost up to $\mathcal{O}(n^2)$ if the graph is only partially contracting (think *e.g.* a graph where all nodes are of different colours). Nevertheless, it is important to point out that the same cost would be yielded from any kind of algorithm that elaborates the graph the way ours does (*e.g.* cf. Algorithm 3). Moreover, careful heuristics can (and should) be used a priori to determine whether it is convenient to contract the graph: we recall that our algorithm is motivated by the need of generating small representatives of big graphs, hence the assumption $n' \ll n$ usually holds true. Finally, for what concerns the computational space cost, we notice that most of the requirements are once again related to the `colourClusterMerge` algorithm; however, they are bounded by the creation of `a` requiring n' `bool` and the allocation of the novel components of the contracted graph. If we consider the latter, we obtain a space bound of $\mathcal{O}(n' + m')$, however, as far as the compacted graph is allocated, they are unavoidable. Hence it makes much more sense to exclude them from the bound, consequently yielding a space complexity bound of $\mathcal{O}(n')$.

We report the computational costs related to Algorithms 7–18 in Table 1, where we are using that $n' = \mathcal{O}(n)$ since $n' < n$ in order to provide the total complexities.

5.2. Global performances. As we stated in Section 4.1 and showed with Remark 4.2, the local greedy approach used for building D in the first place does not guarantee to find the optimal \mathcal{S}_β , *i.e.* the colour partition of the G . The first question that inherently arises is whether the algorithm is well posed and if it converges to the correct solution G/γ or if it possibly gets stuck on some local minimum. At the same time, it is also worth of attention to precisely estimate how many iterations are required in the worst case scenario for the solution to converge; in fact, the iterative approach is the one introduced in Algorithm 6 and represents the simplest approach to the problem.

However, different solutions (possibly used in an adaptive way) can be devised; as an example, instead of iterating over the whole contraction procedure, it might be convenient to iterate over `becomesInitialisation` assigning progressively

$$\text{becomes}[v] \leftarrow \min \left(\text{becomes}[w] \mid w \in \{v \cup E_\gamma[v]\} \right), \quad (19)$$

hence directly evaluating the maximal spanning tree for each colour component. Nevertheless, do mind that, while successive iterations of contraction are typically performed on much smaller graphs (hence requiring a limited time *w.r.t.* the first contraction), the iterations of (19) are performed over the complete graph and might take up to $\mathcal{O}(n)$ consecutive applications (it is the case of a line graph where nodes are connected as $v_0 \sim v_n \sim v_{n-1} \sim \dots \sim v_1$).

	Time complexity	Space complexity	
		in place	new graph
contractionMappingAllocation	$\mathcal{O}(n)$	$\mathcal{O}(n)$	
becomesInitialisation	$\mathcal{O}(m)$	$\mathcal{O}(1)$	
becomesUpdate	$\mathcal{O}(n)$	$\mathcal{O}(1)$	
evaluateClusterSize	$\mathcal{O}(n)$	$\mathcal{O}(1)$	
extractReverseBecomesMapping	$\mathcal{O}(n)$	$\mathcal{O}(n)$	
revBecomesCompacting	$\mathcal{O}(n)$	$\mathcal{O}(n')$	
becomesCompacting	$\mathcal{O}(n)$	$\mathcal{O}(1)$	
evaluateContractionMapping	$\mathcal{O}(n + m)$		$\mathcal{O}(n)$
edgesDestinationUpdate	$\mathcal{O}(m)$		$\mathcal{O}(1)$
colourClusterMerge	$\mathcal{O}(n'^2 + m)$	$\mathcal{O}(n')$	$\mathcal{O}(n' + m')$
vertexContraction	$\mathcal{O}(n)$	$\mathcal{O}(1)$	$\mathcal{O}(n')$
applyGraphContraction	$\mathcal{O}(n'^2 + m)$	$\mathcal{O}(n')$	$\mathcal{O}(n' + m')$
Total	$\mathcal{O}(n'^2 + m)$	$\mathcal{O}(n)$	$\mathcal{O}(n + m')$

TABLE 1. Computational time- and space complexity bounds for the proposed β -contraction algorithm. Per each phase, the highest computational costs are highlighted.

We stress out that, particularly unfair and pathological graphs (*e.g.* graphs where $n/2$ nodes contract and the remaining $n/2$ does not) might yield unsatisfactory execution times in both the proposed approaches. However, unusual structures like those are rare and can be spotted a priori by simple graph measures so that different approaches can be employed. In random graphs it is for example usual that the algorithm takes a few iterations to stop and that the sizes involved sink fast, making the dimensions of n and m decrease by an order of two or more magnitudes as early as the first iteration, actually making the computational time of the upcoming phases negligible.

A number of practical results in this sense can be found in the author’s literature. We refer to [8] for an extended benchmark on random Erdős-Eényi graphs, to [7] for the results on a real word social-network graph, and to [25] for the application of an extended version of the algorithm to a cryptocurrency transaction network.

The convergence proof. In order to assess the convergence of the method on a generic graph G , a mandatory requirement as stated in the beginning of this section, we will focus, in what follows, on a single colour component. It is in fact trivial that, if the results holds for any individual colour component, then the same must hold for the entire graph as different colour components are contracted independently in G/γ .

In particular, if we assume the number of colour components (*i.e.* $|\mathcal{S}^*|$) to be independent with the graph order of G , then we can bound the complexity of the entire algorithm in terms of its largest component. Clearly, the requirement of $|\mathcal{S}^*|$ being independent with n is reasonable only in specific applications (like *e.g.* small-world graphs), however, in most of the contexts we expect the relation to be reasonably weak, hence making this analysis worthwhile.

In what follows, *i.e.* for the remainder of this section, let us define the constant colouring function γ_{id} as follows:

$$\gamma_{id} : \begin{array}{l} V \rightarrow C \\ v \mapsto 0 \end{array} \quad (20)$$

In other words, any connected graph G equipped with γ_{id} represents a single colour component and G/γ_{id} is an isolated vertex, *i.e.* $G/\gamma_{id} = (\{v'\}, \emptyset)$. We now claim the convergence of β -contraction over G/γ_{id} in the following

Theorem 5.1 (Convergence of the β -contraction of a colour component). *Let $G = (V, E, \gamma_{id})$ be a connected coloured-vertex graph where vertices are enumerated in $\{0, \dots, n-1\}$. Algorithm 6 do converge to a single node and it takes at most $\lfloor \log_{\varphi}(n) \rfloor$ iterations of its main loop, where $\varphi = \frac{1+\sqrt{5}}{2}$ is the golden ratio.*

In order to simplify the proof of Theorem 5.1, we first prove that, (i) at any step, the roots of D are pairwise non-adjacent and (ii) there can not be any vertex that forms an isolated component in D for any two subsequent iterations. More formally, we have the following two lemmas:

Lemma 5.1 (Characterisation of the roots of D). *Let $G = (V, E, \gamma_{id})$ be defined as in Theorem 5.1 and let $D = (V, B)$ be the oriented forest built as in Theorem 4.1 with roots set R . We have that $r_i \not\sim r_j, \forall r_i, r_j \in R$*

Proof. The proof is straightforward from the definition of D . Let us consider $u, v \in V$ such that $u \sim v$, and let $u < v$ without loss of generality. Then, according (11), either $(v, u) \in B$ or $(v, w) \in B$ for some $w \in N(v)$ such that $w < v$. In both cases, $v \notin R$, concluding the proof. \square

Lemma 5.2 (Characterisation of the isolated vertices of D). *Let $G = (V, E, \gamma_{id})$ be a non-trivial graph ($|V| > 1$) defined as in Theorem 5.1 and let $D = (V, B)$ be the oriented forest built as in Theorem 4.1 with roots set R and contraction mapping β . Let also $G' = (V', E', \gamma'_{id})$ be the contracted graph G/β and let $D' = (V', B')$ be its oriented forest with root set R' . We have that any isolated vertex in D cannot be isolated in D' , *i.e.* $\forall u \in V$ such that $\{u\} \in \mathcal{C}(D)$, if $u' = \beta(u)$, then $\{u'\} \notin \mathcal{C}(D')$.*

Proof. The proof is straightforward from the definition of D . Let $u \in V$ be an isolated vertex in D with $|V| > 1$. Do note that the requirements of G connected and $|V| > 1$ ensure that $N(u) \neq \emptyset$. It follows that, $\forall v \in N(u), \exists w \in N(v)$ such that $w < u$. If r is the root associated with w (and v), we have that $u > r$ and, since $u \in R$, it follows from (15) that hence $\beta(u) < \beta(r)$. Finally, let $u' = \beta(u)$ and $v' = \beta(v) = \beta(w) = \beta(r)$. We can conclude the proof by observing that, since $(u', v') \in E'$, we have $(u', v') \in B'$, *i.e.* u' is not isolated in D' . \square

Remark 5.1 ((On the hypotheses of Lemma 5.2)). *Do note that if $|V| = 1$ there is nothing to prove, since D is already an isolated vertex and hence $G = G'$ and D' is an isolated vertex as well. This falsifies the thesis of the lemma, however it is out of the scope of its applicability, since when $|V| = 1$ then the graph can not be contracted anymore.*

Also, before discussing the proof of Theorem 5.1, we provide a weaker version of it which is easier to prove but does not provide a strict complexity bound:

Theorem 5.2 (Convergence of the β -contraction of a colour component (weak form)). *Let $G = (V, E, \gamma_{id})$ be a connected coloured-vertex graph where vertices are enumerated in $\{0, \dots, n-1\}$. Algorithm 6 do converge to a single node and the number of iterations of the main loop are upper bounded by $\log_{3/2}(n)$. In particular, the worst-case number of iteration is lower bounded by $\log_2(n)$.*

Proof. We divide the proof into three steps for the reader's convenience.

- **The algorithm converges to a single node.** We recall that a single iteration of the main loop of Algorithm 6 corresponds to evaluate the forest $D = (V, B)$ which implicitly defines a colouring β , and then to build G/β whose nodes are in bijection with the set R of the roots of D defined as $r_T = \min\{v \in V_T\}$, for all the trees $T \in \mathcal{C}(D)$ (cf. Theorem 4.1 and its proof). It is important to notice also that $|R| \leq |V|$, where clearly $|R| = |V|$ if and only if $R = V$, hence the stopping condition of the main loop can be rephrased as $R = V$.

If we collect all the iteration altogether, the algorithm produces a sequence of graphs $G = G_0, G_1, \dots, G_k = G/\gamma$, with $G_i = (V_i, E_i)$, and a sequence of forests D_0, \dots, D_k , with $D_i = (V_i, B_i)$ and set of roots R_i , where $R_i \equiv V_{i+1}, \forall i \in \{0, \dots, k-1\}$ and $R_k = V_k$ being the stopping condition.

Since we have that $|V_i| \geq |R_i| > 0, \forall i \in \{0, \dots, k\}$ and equality holds if and only if $i = k$, then it is clear that $|V_i|$ is a monotone non-increasing sequence and that the algorithm terminates. Furthermore, $|V_k| = 1$; in fact, assuming G_k connected and letting $v^* = \min\{v \in V_k\}$, if *ad absurdum* $|V_k| > 1$ then there exists at least one $v \in N_{G_k}(v^*) \cap G_k$, and hence $\pi(v) = v^*$ and $R_k \neq V_k$. ($\Rightarrow \Leftarrow$)

It follows that the algorithm converges to a single node, concluding the first part of the proof.

- **the worst-case number of iteration is lower bounded by $\log_2(n)$.** We now present a simple yet instructive bound from below for the worst case number of iterations.

Let $n_i = |V_i| = |R_{i-1}|$, for $i \in \{1, \dots, k\}$ and let $n_0 = |V_0| = |V| = n$. Then, if at a given iteration i we have no isolated vertices in D_i , then $|T| > 1, \forall T \in \mathcal{C}(D_i)$ (*i.e.*, all the clusters have size at least two) and we can conclude that $n_{i+1} = |R_i| \leq 1/2 n_i$. If this would hold for all the iterations, then the convergence time would clearly be $\log_2(n)$, which is a lower bound for the worst-case scenario. It follows that understanding how many isolated vertices are present in D_i is crucial to correctly estimate the total number of iterations.

- **$\log_{3/2}(n)$ is an upper bound for the convergence time.** We now prove that Algorithm 6 converges at least as fast as $\log_{3/2}(n)$ iterations by collecting Lemma 5.1 and 5.2. This paves the way to provide the proof of the exact number of iterations.

In particular, we notice that, given an iteration i , there can not be any two adjacent isolated vertices of D_i due to Lemma 5.1. Hence, any isolated vertex of D_i gets contracted at step $i+1$ (cf. Lemma 5.2) with a vertex obtained at step i from a colour cluster of size greater than one, worst case being of size 2. It is rather clear that the worst case at step $i+1$ is achieved when all the isolated vertices at step i gets contracted at step $i+1$ in a minimal-sized cluster, *i.e.* of size 2. This upper bounds the total number of isolated vertices at iteration i to (at most) half of the total number of the colour clusters, with the other half made of clusters of size 2. Hence, it is easy to see that the case where $2/3$ of the n_i vertices form $1/3 n_i$ colour clusters of size 2 and the remaining $1/3$ of the n_i vertices are isolated (*i.e.* forming $1/3 n_i$ colour clusters of size 1) provides an upper bound for the worst case at iteration i . This yields $n_{i+1} = 2/3 n_i$ which, if assumed holding true for each iteration, provides an upper bound of the iteration required in the worst case of $\log_{3/2}(n)$. However, as we see in the following proof, this bound is not strict but the methodology provides useful hints on how to obtain it. \square

We are now ready to provide the exact convergence time in the worst case scenario via the following:

Proof. (of Theorem 5.1). Convergency to a single node is already ensured by the proof of Theorem 5.2.

In order to prove that in the worst case the algorithm takes $\log_\varphi(n)$ iteration, we proceed constructively, building a sequence of graphs $G_i, i \in \mathbb{N}$ such that G_i is a minimal order graph that takes i iterations to converge to $G_0 = (\{0\}, \emptyset)$. In particular, we provide the proof by building graphs so that $G_{i+1}/\beta = G_i, \forall i \in \mathbb{N}$ and proving that $|V_i| = F_{i+2}$, where F_j is the j -th term of the Fibonacci sequence, *i.e.*

$$\begin{cases} F_{i+1} = F_i + F_{i-1}, & i > 0 \\ F_1 = 1 \\ F_0 = 0 \end{cases} . \quad (21)$$

As usual, let D_i be the forest generated according Theorem 4.1, R_i its set of roots, and β_i the associated contraction function, where we recall from (18) that $\beta_i = \pi_i \circ \alpha_i$. We define $Q_i = V_i \setminus R_i$ the set of non-roots in D_i and we denote with n_i, n_i^R , and n_i^Q the size of V_i, R_i , and Q_i respectively. Furthermore, let us also denote with n_i^1 , and n_i^2 respectively the number of clusters of size 1 and 2. Clearly,

$$n_i = n_i^R + n_i^Q = n_i^1 + 2n_i^2, \quad (22)$$

$$n_i^R = n_{i-1}, \quad (23)$$

$$n_i^R = n_i^1 + n_i^2, \quad (24)$$

$$n_i^Q = n_i^2, \quad (25)$$

where (22) and (23) hold by definition, (24) holds since there is one root per cluster, and (25) can be derived by comparing (22) and (24).

We divide the rest of the proof in four parts, for the reader convenience.

- $n_i \geq F_{i+2}$. We know from Lemma 5.2 that any isolated vertex in D_i , *i.e.* the n_i^1 roots of clusters of size 1, are required to be the result of some contraction in G_{i+1} , hence they must be the result of some contraction of clusters of size 2 from D_{i+1} . Concurrently, according Lemma 5.1, at least one node within each of the n_i^2 clusters of size 2 must derive from a cluster of size 2 in G_{i+1} ; otherwise, we would have two adjacent roots in D_{i+1} . This bounds n_{i+1}^2 in the interval

$$n_i^1 + n_i^2 \leq n_{i+1}^2 \leq n_i^1 + 2n_i^2 = n_i . \quad (26)$$

According (24) and (22), the lower and upper bounds in (26) can be written respectively as

$$n_i^R \leq n_{i+1}^2 \leq n_i^R + n_i^Q , \quad (27)$$

that is $n_{i+1}^1 \leq n_i^Q$ and $n_{i+1}^2 \geq n_i^R$. Hence, in order to minimise n_{i+1} or, equivalently, n_{i+1}^2 , we assume

$$n_{i+1}^1 = n_i^Q , \quad n_{i+1}^2 = n_i^R , \quad (28)$$

and we will prove they are admissible values in the next steps.

By collecting all the above equalities, it follows that

$$n_{i+1}^R \stackrel{(24)}{=} n_{i+1}^1 + n_{i+1}^2 \stackrel{(28)}{=} n_i^Q + n_i^R \stackrel{(25)}{=} n_i^2 + n_i^R \stackrel{(28)}{=} n_{i-1}^R + n_i^R , \quad (29)$$

$$n_{i+1}^Q \stackrel{(25)}{=} n_{i+1}^2 \stackrel{(28)}{=} n_i^R , \quad (30)$$

$$n_{i+1} \stackrel{(22)}{=} n_{i+1}^R + n_{i+1}^Q \stackrel{(30)}{=} n_{i+1}^R + n_i^R \stackrel{(23)}{=} n_i + n_{i-1} . \quad (31)$$

It is then easy to see that we can equip (29), (30), and (31) with proper initial conditions (they will be actually derived in the next step of the proof) in order to obtain the following systems:

$$\begin{cases} n_{i+1} = n_i + n_{i-1} \\ n_0 = 1 \\ n_1 = 2 \end{cases} , \quad \begin{cases} n_{i+1}^R = n_i^R + n_{i-1}^R \\ n_0^R = 1 \\ n_1^R = 1 \end{cases} , \quad \begin{cases} n_{i+1}^Q = n_i^Q + n_{i-1}^Q \\ n_0^Q = 0 \\ n_1^Q = 1 \end{cases} , \quad (32)$$

i.e. $n_i = F_{i+2}$, $n_i^R = F_{i+1}$, and $n_i^Q = F_i$. For completeness, we obtain from (25) and (28) that $n_i^2 = F_i$ and $n_i^1 = F_{i+1}$ respectively.

Finally, since we have assumed (28), and considering that any other choice of (n_{i+1}^1, n_{i+1}^2) under (27) would result in a higher amount of nodes n_{i+1} (cf. (22)), it follows that $n_i \geq F_{i+2}$, hence concluding this first part of the proof.

- **Constructive definition of G_i 's minimal in size w.r.t. the number of iterations i .** The previous part of this proof provided us the bound (27) on n_i , depending on i . We can now prove constructively that the choice in (28) is admissible by building the sequence of graphs G_i according the previously mentioned properties (cf. Figure 6).

Given G_i (starting with G_0) we define G_{i+1} by adding one node v per each root $r \in D_i$ and making it adjacent to r . Let P_{i+1} be the set of such novel nodes. The idea is then to change the enumeration to make $r \in D_i$ collapse on the corresponding $v \in P_{i+1}$, *i.e.* make v a root in D_{i+1} such that r (its only neighbour) will become part of the same cluster of size two. At the same time, non-root elements in D_i , *i.e.* elements from Q_i , should become roots in D_{i+1} ; this way we would obtain

$$R_{i+1} = Q_i \cup P_{i+1} \quad \text{and} \quad Q_{i+1} = R_i , \quad (33)$$

hence obtaining (28) since $|P_{i+1}| = |R_i|$.

In order to achieve this result, we change the enumeration of the vertices in V_{i+1} as follows:

- $\forall r \in R_i$ enumerated as j in G_i , we enumerate the novel vertex attached to it as j and we enumerate r as $n_i + j$.
- $\forall v \in Q_i$, we keep their enumeration as in G_i .

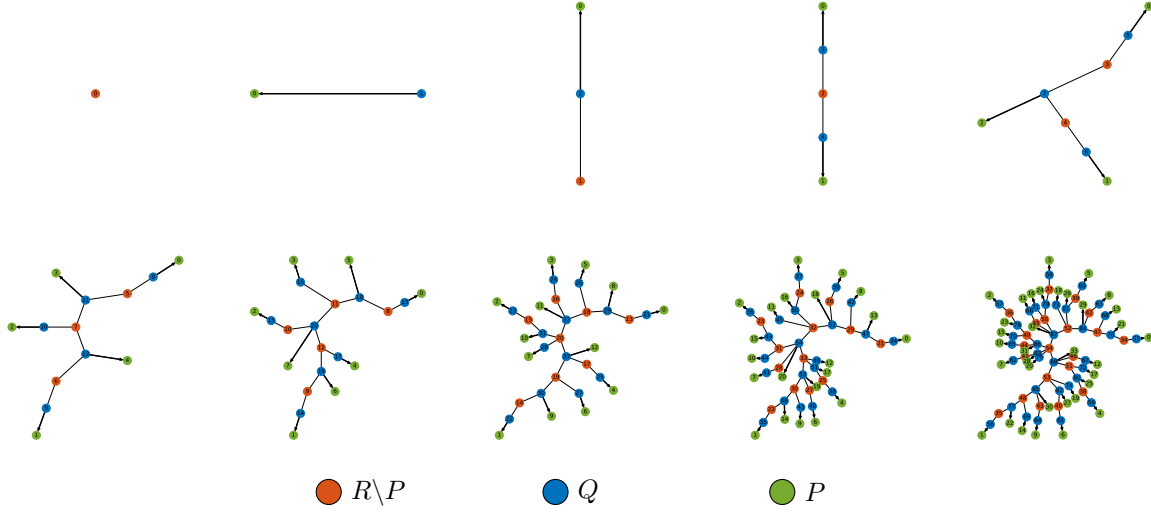


FIGURE 6. Pictorial representation (from left to right, up to bottom) of the minimal graphs $G_0, \dots, G_i, \dots, G_9$ requiring i iterations of the main algorithm to converge. Graphs are obtained according the constructive proof of Theorem 5.1. Novel nodes (with respect to the previous iteration) P_i are depicted in green, non-root vertices Q are depicted in blue, while non-novel roots $R \setminus P$ are depicted in orange. Highlighted edges identify the rooted forest D .

Clearly, we have

$$u^* \geq u \quad \forall u \in V_i, \quad \text{and} \quad \text{equality holds} \iff u \in Q_i \quad (34)$$

where $u^* \in V_{i+1}$ is its counterpart in G_{i+1} .

We now prove (33) in three points, analysing P_{i+1} , R_i , and Q_i in order:

- (1) It is straightforward to see that each novel vertex $v_j \in P_{i+1}$ is connected with $v_{n_i+j} \in V_{i+1}$ only, and hence $v_j \in R_{i+1}$, *i.e.* $\pi_{i+1}(v_j) = v_j$ and $P_{i+1} \subseteq R_{i+1}$.
- (2) Concurrently, $v_j \in P_{i+1}$ is the smallest amongst the nodes in $N(v_{n_i+j})$: in fact v_{j+n_i} was enumerated as j in G_i and it was a root in D_i , hence v_j is smallest than any of its other neighbours in G_i , and the same holds for G_{i+1} according to (34); consequently $v_{n_i+j} \in Q_{i+1}$, $\pi(v_{n_i+j}) = v_j$, and $R_i \subseteq Q_{i+1}$.
- (3) Finally, it is easy to see by induction that vertices in Q_i are pairwise disjoint and form roots in D_{i+1} , with the base of induction being trivially true since $Q_0 = \emptyset$. Then, assuming vertices in Q_{i-1} disjoint, it follows that $\forall v_l \in Q_{i-1}$ we have $N(v_l) \subseteq R_{i-1}$ *i.e.* nodes $r_j \in N(v_l)$ are all roots that at iteration i gets enumerated with indices $j + n_{i-1} > l$ and, consequently, $v_l \in R_i$, $\pi_i(v_l) = v_l$, and $Q_{i-1} \subseteq R_i$. Consequently, it follows from the previous point that $Q_i = R_{i-1}$, hence proving the inductive hypothesis. At the same time, we have that $R_i = P_i \cup Q_{i-1}$, hence concluding the proof for (33).

Again, it follows by construction that $|P_i| = |R_{i-1}|$, and hence (28) holds for our construction. Furthermore, it is easy to see (also pictorially, cf. Figure 6) that initial conditions for (32) are verified under this construction. We can now proceed to prove that $G_{i+1}/\beta = G_i$ so that $n_i = F_{i+2}$ holds.

- $G_{i+1}/\beta = G_i$ **and ordering of the nodes within Q , R , and P .** In order to simplify the proof of $G_{i+1}/\beta = G_i$, we first proceed describing the ordering of the nodes within Q_i , R_i , and P_i .

In particular, it is easy to see that

$$R_i = \{0, \dots, n_i^R - 1\} = \{0, \dots, n_{i-1} - 1\}, \quad (35)$$

$$P_i = \{0, \dots, n_{i-1}^R - 1\} \subseteq R_i, \quad (36)$$

$$Q_i = \{n_i^R, \dots, n_i - 1\} = \{n_{i-1}, \dots, n_{i-1} + n_{i-1}^R - 1\}. \quad (37)$$

In particular, (37) follows by the fact that $Q_i = R_{i-1}$ and roots in D_{i-1} are enumerated as $n_{i-1} + j$ in V_i . Consequently, (35) holds true since $R_i = V_i \setminus Q_i$. Finally, (36) follows since P_i are enumerated as $R_{i-1} = \{0, \dots, n_{i-1} - 1\}$ (and $R_0 = \{0\}$).

Combining the novel enumeration with the results of (1)–(3) from the previous part of the proof, we can now state that:

$$\pi_{i+1}(v_j) = \begin{cases} v_j & \text{if } j < n_i \\ v_{j-n_i} & \text{otherwise} \end{cases} \quad (38)$$

In particular, since R_{i+1} is already compacted in $\{0, n_{i+1}^R\}$, we have that $\alpha_{i+1} = id$, *i.e.* the identity function. We can conclude that

$$\beta_{i+1}(v_j) = \begin{cases} v_j & \text{if } j < n_i \\ v_{j-n_i} & \text{otherwise} \end{cases}, \quad (39)$$

where we recall that $\beta : V_{i+1} \rightarrow V_i$. Hence we can conclude this part of the proof since it is then trivial that $G_{i+1}/\beta = G_i$, given G_{i+1} built from G_i , which also prove that the bound from the first part of the proof is indeed an equality, *i.e.*

$$n_i = F_{i+2}. \quad (40)$$

- $\log_\varphi(n)$ is an upper bound for the convergence time in the worst case. We proved in the previous step that the constructed G_i , for $i \in \mathbb{N}$, are such that G_i is a minimal order graph that takes i iterations to converge to $G_0 = (\{0\}, \emptyset)$ and that $n_i = F_{i+2}$, see (40).

We recall the following well known property for the Fibonacci sequence:

$$j = \lfloor \log_\varphi(\sqrt{5}F_j) \rfloor, \quad (41)$$

with the rounding being inherently small, and in particular < 0.1 for $i \geq 4$. Hence, we obtain

$$j = \lfloor \log_\varphi(\sqrt{5}) + \log_\varphi(F_j) \rfloor = \lfloor 1.67 + \log_\varphi(F_j) + \epsilon \rfloor = 2 + \lfloor \log_\varphi(F_j) \rfloor, \quad (42)$$

where $\epsilon < 0.1$ and the last equality is derived by the fact that the total error is given by ϵ plus rounding error, and, consequently, is bounded by 0.2.

It follows that, being $n_i = F_{i+2}$, then the number of iterations can be derived as $i = \lfloor (\log_\varphi(n_i)) \rfloor$, hence concluding the proof due to the minimality of G_i . \square

In light of the described results, it is then natural to claiming the following:

Remark 5.2 (On the stiffness of Theorem 5.1). *The esteem of $\lfloor \log_\varphi(n) \rfloor$ maximum iterations from Theorem 5.1 is not stiff. However, as far as $G = (V, E, \gamma_{id})$ is minimal connected (*i.e.* $|E| = m = n - 1 = |V| - 1$), the maximum number of iteration i_{max} for a given number of nodes n is bounded by*

$$\lfloor \log_\varphi(n) \rfloor - 1 \leq i_{max} \leq \lfloor \log_\varphi(n) \rfloor - 1. \quad (43)$$

*While not being surprisingly, since $\lfloor \log_\varphi(F_j - 1) \rfloor$ might share the same value as $\lfloor \log_\varphi(F_j) \rfloor$, however, the exact esteem (which is out of the scope of this work) might be derived Binet's formula, *i.e.* $F_j = \frac{\varphi^j - (-\varphi)^{-j}}{\sqrt{5}}$.*

It is worthwhile noticing again that, collecting the results from Table 1 with the worst case from Theorem 5.1, the total complexity of the algorithm is bounded to $\mathcal{O}((n^2 + m) \log_\varphi(n))$; this might be the case if half of the nodes of the graph are shaped in a single coloured component (as described in the proof of Theorem 5.1) and the other half retains a different colour and are shaped as individual

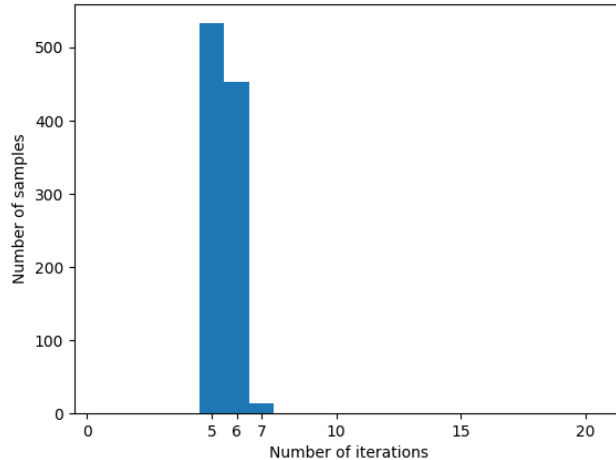


FIGURE 7. Histogram of the number of iterations required to contract G_{20} after a random shuffle of the labels. Statistics have been extracted on 1000 repetitions.

colour component connected to the main giant one. In fact, this way n_i s retains the same order of magnitude while the entire contraction requires $\mathcal{O}(\log_\varphi(n))$ iterations.

Although the esteem might seem disrupting, however it is important to keep in mind that situations like these are pathological and are typically absent in real world scenarios where colour components are much more variegated in shape and connectiveness. Moreover, it is easy to see that the critical structure presented in the proof of Theorem 5.1 can be easily defeated by applying a random shuffling to the vertices enumeration, as they heavily depend on how nodes are progressively merged. In this sense, we conclude the section by providing in Figure 7 the histogram of the number of iteration required to contract a graph of order $n_{20} = F_{22} = 17'711$ built according the mentioned structure where nodes enumeration was randomly permuted. As it can be seen, the number of iterations is between 5 and 7, and it is far from the theoretically required $\lfloor \log_\varphi(n_i) \rfloor = 20$.

6. CONCLUSIONS

In the present work, to the best of our knowledge, we provided the first formal characterisation of γ -contraction, which incorporates concepts related to graph connectivity, clustering and coloured representation. In this sense, we introduced novel concepts, like colour components and colour partition. We explored the variadic nature of γ -contraction and proposed a weakened version under the name of β -contraction. Additionally, we introduced a generic yet effective approach for β -contraction, providing both formal and algorithmic descriptions in its serial version. Finally, we performed an in-depth study of the time- and space-complexity of the proposed solution, by proving also interesting bounds for its convergency, relying on fractal structures for its worst case scenario.

Future work will involve the introduction and evaluation of a parallel implementation of the proposed methodology, leveraging the formal definition of the problem. Concurrently, the extension of the general β -contraction framework open-source published [27] is currently undertaken to include multiple statistics on the contracted graph. Additionally, further exploration of practical scenarios and more extensive performance evaluations on benchmark networks will help assess the advantages and limitations of the proposed approach. In this direction, the analysis Polkadot transaction graph is the object of an ongoing collaboration, see also [25]. Finally, in order to assess and better describe average cases complexity, combinatorial and probabilistic analyses regarding the worst-case scenarios are also objective of study.

ACKNOWLEDGMENTS

E. Onofri is member of the “Gruppo Nazionale Calcolo Scientifico – Istituto Nazionale di Alta Matematica” (GNCS-INdAM).

E. Onofri would also like to extend his deepest gratitude to Dr. Flavio Lombardi (IAC-CNR) for his invaluable support.

REFERENCES

- [1] V. Patel, D. Shah, and N. Doshi, “Emerging Technologies and Applications for Smart Cities,” *Journal of Ubiquitous Systems and Pervasive Networks*, vol. 15, no. 02, pp. 19–24, 3 2021, doi:10.5383/juspn.15.02.003.
- [2] M. Bernaschi, A. Celestini, M. Cianfriglia, S. Guarino, F. Lombardi, and E. Mastrostefano, “Onion under microscope: An in-depth analysis of the tor web,” *World Wide Web*, vol. 25, no. 3, pp. 1287–1313, 3 2022, doi:10.1007/s11280-022-01044-z.
- [3] A. E. Ezugwu, A. M. Ikotun, O. O. Oyelade, L. Abualigah, J. O. Agushaka, C. I. Eke, and A. A. Akinyelue, “A comprehensive survey of clustering algorithms: State-of-the-art machine learning applications, taxonomy, challenges, and future research prospects,” *Engineering Applications of Artificial Intelligence*, vol. 110, p. 104743, 2022, doi:10.1016/j.engappai.2022.104743.
- [4] R. Xu and D. Wunsch, “Survey of clustering algorithms,” *IEEE Transactions on Neural Networks*, vol. 16, no. 3, pp. 645–678, 2005, doi:10.1109/TNN.2005.845141.
- [5] E. Onofri and A. Corbetta, “Rssi-based visitor tracking in museums via cascaded ai classifiers and coloured graph representations,” *Collective Dynamics*, vol. 6, pp. 1–17, 01 2022, doi:10.17815/CD.2021.131.
- [6] T. Asano and T. Hirata, “Edge-contraction problems,” *Journal of Computer and System Sciences*, vol. 26, no. 2, pp. 197–208, 1983, doi:10.1016/0022-0000(83)90012-0.
- [7] F. Lombardi and E. Onofri, “Graph contraction on attribute-based coloring,” *Procedia Computer Science*, vol. 201, pp. 429–436, 04 2022, doi:10.1016/j.procs.2022.03.056.
- [8] —, “Some results on colored network contraction,” *Journal of Ubiquitous Systems and Pervasive Networks*, vol. 17, no. 2, pp. 91–98, 12 2022, doi:10.5383/JUSPN.17.02.006.
- [9] W. Jiang, K. Xu, Z.-Q. Cheng, R. R. Martin, and G. Dang, “Curve skeleton extraction by graph contraction,” in *Proc. First Intl. Conf. on Computational Visual Media*, ser. CVM’12. Berlin, Heidelberg: Springer-Verlag, 2012, pp. 178–185, doi:10.1007/978-3-642-34263-9_23.
- [10] D. Delling, A. V. Goldberg, A. Nowatzyk, and R. F. Werneck, “Phast: Hardware-accelerated shortest path trees,” *Journal of Parallel and Distributed Computing*, vol. 73, no. 7, pp. 940–952, 2013, doi:10.1016/j.jpdc.2012.02.007.
- [11] S. Guattery and G. L. Miller, “A contraction procedure for planar directed graphs,” in *Proc. 4th ACM Symp. on Parallel Algorithms and Architectures*, ser. SPAA ’92. New York, NY, USA: ACM, 1992, pp. 431–441, doi:10.1145/140901.141935.
- [12] D. B. West, *Introduction to graph theory*. Prentice Hall, 2001, vol. 2.
- [13] J. A. Mudrock, “A deletion-contraction relation for the dp color function,” *arXiv preprint*, 2021, arXiv:2107.08154.
- [14] J. L. Gross, J. Yellen, and M. Anderson, *Graph theory and its applications*. Chapman and Hall/CRC, 2018.
- [15] R. Ponnusamy, N. Mansour, A. Choudhary, and G. C. Fox, “Graph contraction for mapping data on parallel computers: A quality–cost tradeoff,” *Scientific Programming*, vol. 3, no. 1, pp. 73–82, 1994, doi:10.1155/1994/715918.
- [16] H. Meyerhenke, P. Sanders, and C. Schulz, “Partitioning complex networks via size-constrained clustering,” in *Experimental Algorithms*, 02 2014, pp. 351–363, doi:10.1007/978-3-319-07959-2_30.
- [17] A. Valejo, V. Ferreira, R. Fabbri, M. C. F. d. Oliveira, and A. d. A. Lopes, “A critical survey of the multilevel method in complex networks,” *ACM Comput. Surv.*, vol. 53, no. 2, 4 2020, doi:10.1145/3379347.
- [18] J. Soman, K. Kishore, and P. Narayanan, “A fast GPU algorithm for graph connectivity,” in *2010 IEEE Intl. Symp. on Par. & Distr. Processing, Workshops and Phd Forum (IPDPSW)*. IEEE, 2010, pp. 1–8, doi:10.1109/IPDPSW.2010.5470817.
- [19] G. Belloch and M. Reid-Miller, “Graph contraction and connectivity,” *Lecture notes in Parallel and Sequential Data Structures and Algorithms (15-210)*, 03 2022, [PDF].
- [20] F. Castiglione, C. Nardini, E. Onofri, M. Pedicini, and P. Tieri, “Explainable drug repurposing approach from biased random walks,” *IEEE/ACM Transactions on Computational Biology and Bioinformatics*, pp. 1009–1019, 07 2022, doi:10.1109/TCBB.2022.3191392.
- [21] R. D’Autilia and M. Spada, “Extension of space syntax methods to generic urban variables,” *Urban Science*, vol. 2, no. 3, 2018, doi:10.3390/urbansci2030082.
- [22] B. Hillier and J. Hanson, *The Social Logic of Space*. Cambridge University Press, 1984, doi:10.1017/CB09780511597237.
- [23] M. Caprolu, M. Pontecorvi, M. Signorini, C. Segarra, and R. Di Pietro, “Analysis and patterns of unknown transactions in bitcoin,” in *IEEE Intl. Conf. on Blockchain*, 2021, pp. 170–179, doi:10.1109/Blockchain53845.2021.00031.
- [24] Y. Issaoui, A. Khiat, A. Bahnasse, and H. Ouajji, “Smart logistics: Blockchain trends and applications,” *Journal of Ubiquitous Systems & Pervasive Networks*, vol. 12, no. 2, pp. 09–15, 3 2020, doi:10.5383/juspn.12.02.002.

- [25] M. Caprolu, R. Di Pietro, F. Lombardi, and E. Onofri, “Characterizing Polkadot’s Transactions Ecosystem: methodology, tools, and insights,” *arXiv preprint*, 2024, ARXIV:2404.10543.
- [26] B. Harwani, *Practical C Programming: Solutions for modern C developers to create efficient and well-structured programs*. Packt Publishing, 2020.
- [27] E. Onofri, “beta-Contraction: a C library,” <https://github.com/eOnofri04/GraphColorContraction/releases/tag/v.1.0>, 2013, v.1.0.