

Efficient Reactive Synthesis

Xin Ye¹ and Harald Ruess²

¹fortiss - An Institut Technische Universität München

²Entalus, FL, USA

Abstract. Our main result is a polynomial time algorithm for deciding realizability for the GXU sublogic of linear temporal logic. This logic is particularly suitable for the specification of embedded control systems, and it is more expressive than GR(1). Reactive control programs for GXU specifications are represented as Mealy machines, which are extended by the monitoring of input events. Now, realizability for GXU specifications is shown to be equivalent to solving a certain subclass of 2QBF satisfiability problems. These logical problems can be solved in cubic time in the size of GXU specifications. For unrealizable GXU specifications, stronger environment assumptions are mined from failed consistency checks based on Padoa’s characterization of definability and Craig interpolation.

1 Introduction

Structured requirements specification languages for embedded control systems such as EARS [1] and CLEAR [2,3] are semantically represented in a rule-like fragment of linear temporal logic (LTL) [4]. Consider, for example, the EARS specification pattern

$$\text{When } T \text{ the system shall } A \text{ until } R, \quad (1)$$

where constraint T specifies the *trigger* condition, A the *actions* to be triggered, and R the corresponding *release* condition for these actions. Hereby, the constraints T , A , R may contain any finite number of **X** (*next-step*), but no other, temporal operators. The logical meaning of (1) is easily encoded by

$$\mathbf{G}(T \rightarrow (A \mathbf{U} R)), \quad (2)$$

where **G** (*globally*) and **U** (*strong until*) are LTL temporal operators. In this way, every EARS specification pattern can be implemented in a rule-like sublogic of LTL without nested until operators [4]. We define a corresponding sublogic of LTL which we call GXU.

The GXU logic is of course motivated by the earlier GXW [5,6], which has proven to be practically meaningful for modeling a large number of embedded control scenarios from industrial automation and for autogenerating correct-by-construction *programmable logic control* (PLC) programs [5,7]. As the naming suggests, GXW only supports *weak until*, whereas GXU also includes the *strong until* operator. With this extension GXU can now express all GR(1) specifications [8].

We consider *Church’s synthesis problem*, which involves generating an input-output control program to implement a given control specification. Solutions to Church’s problem are traditionally based on the fundamental *logic-automaton connection*, and they rely on rather complex determination procedures and emptiness tests for ω -automata [9,10,11,12,13,14,15,16,17,18,19,20]. However, in the special case of GXU with its syntactic restrictions, we can easily compile specifications to programs as long as the individual specification rules are mutually consistent. More precisely, this *structural* approach [21] to GXU reactive synthesis proceeds in two subsequent steps by:

1. Recursing on the syntactic structure of the GXU control specification for instantiating and combining a small set of GXU-specific *Mealy machines with monitors* templates. The transitions of the resulting Mealy machines are equipped with automata that monitor finite windows of input traces to determine when trigger conditions exist.
2. Determining possible conflicts between individual GXU constraints by solving a corresponding validity problem.

Consistency checks in (step 2.) are naturally encoded as *forall-exists* top-level quantified Boolean formulas (2QBF) [5]. Due to the syntactic restrictions of GXU we are able to solve this specific class of logical problems in polynomial time. The complexity of consistency checking (step 2.) dominates over the structural recursion (step 1.), and we obtain our main result that realizability for GXU is decidable in polynomial time.

In comparison, the synthesis procedure for GXW in [5] is incomplete as it generally does not deal with interdependent specifications, and GR(1) synthesis is polynomial in the underlying state space, which itself can be exponential. Furthermore, since GXU synthesis is essentially based on logical operations, it can easily be extended to support a richer control specification language that includes clocks and other decidable data constraints.

Specifying the operating environment of a controller arguably is one of the most challenging steps in designing embedded control systems. For example, the GXU specification

$$\mathbf{G}(a \rightarrow \mathbf{X} b) \wedge \mathbf{G}(b \rightarrow \mathbf{X} \neg b), \quad (3)$$

clearly is not realizable. Whenever the input event 'a' holds in two consecutive steps, the system can not produce a value for the output event 'b' such that specification (3) holds. A sensible repair to (3) therefore is to constrain input events by the temporal constraint $\mathbf{G}(a \rightarrow \mathbf{X} \neg a)$.

The general problem of *assumption mining* is to find environment restrictions which are sufficient for making the system under consideration realizable, while still giving the environment maximal freedom [22]. Assumption mining solutions constrain the behavior of the environment by excluding countertraces that come from failed synthesis attempts [22,23,24,25,26,27,28,29,30]. Since we have reduced the realizability problem for GXU to a logic problem, we are now able to mine environmental assumptions in a symbolic manner, which solely relies on a combination of logical notions, including Padoa's characterization of definability, and the corresponding construction of *interpolation* formulas for restricting environmental behavior.

Overall, our main contributions are as follows.

1. Definition of the GXU logic, which is more expressive than both GXW [5,6] and GR(1) [8].
2. Definition of the concept and use of *Mealy machines with monitors*, where each transition is equipped with an interleaved automaton that monitors the input events and is used to determine the generation of the corresponding output events.
3. A polynomial time synthesis method for GXU specifications based on a reduction of the realizability problem to an equivalent and polynomial time validity problem.
4. Assumption mining based on a combination of logic-based concepts such as Padoa's theorem and Craig interpolation.

The paper is structured as follows. Section 2 sets the stage by summarizing fundamental logical concepts and notation. Next, Section 3 defines the GXU sublogic of LTL, and Section 4 describes the structural approach to construct, from a small finite amount of patterns, a Mealy machine with monitors for realizing a single GXU formula. Synthesis

for GXU is described in Section 5.1, including (1) the use of Mealy machines to represent streams satisfying the given GXU formula, and (2) a reduction of GXU realizability to a logical validity problem. In Section 5.2 we describe a logical approach to assumption mining for GXU. We illustrate the reactive synthesis and repair of GXU specifications in Section 6 using a case study from the field of automation. In Section 7 we compare these results with the most closely related work, and Section 8 concludes with a few remarks.

2 Preliminaries

We review some basic concepts and notation of propositional and temporal logic as used throughout this exposition.

Propositional Logic. A *propositional formula* is built from propositional variables in the given set V of variables and the usual propositional connectives \neg , \wedge , \vee , \leftrightarrow , and \rightarrow . The set of variables occurring in a formula φ is denoted by $\text{var}(\varphi)$. *Literals, terms, clauses, conjunctive (disjunctive) normal forms, variable assignments, and (un)satisfiability* of formulas are defined in the usual way. *Craig interpolation* states that for all propositional formulas φ, ψ such that $\varphi \wedge \psi$ is unsatisfiable, there is an *interpolant* I for φ, ψ ; that is: (1) φ implies I , (2) $I \wedge \psi$ is unsatisfiable, and (3) $\text{vars}(I) \subseteq \text{vars}(\varphi) \cap \text{vars}(\psi)$.

Let φ be a propositional formula and $X \subseteq \text{vars}(\varphi)$. A variable x is *defined* in terms of X in φ if $\sigma(x) = \tau(x)$ for any two satisfying variable assignments σ and τ of φ that agree on X . A *definition* of a variable x by X in φ is a formula ψ with $\text{vars}(\psi) \subseteq X$ such that $\sigma(x) = \sigma(\psi)$ for any satisfying assignments σ of φ . Padoa's characterization of definability can be used to determine whether or not a certain variable is defined [31,32].

Lemma 1 (Padoa [31]). *Let φ be a propositional formula, $X \subsetneq \text{vars}(\varphi)$, $v \in \text{vars}(\varphi) \setminus X$, and φ' be the propositional formula obtained by replacing every variable $y \in \text{vars}(\varphi) \setminus X$ with a fresh variable y' . Then v is defined by φ in X if and only if the formula $\varphi \wedge v \wedge \varphi' \wedge \neg v'$ is unsatisfiable.*

Now, a definition for variable v is obtained as a *Craig interpolant* of an unsatisfiable conjunct $(\varphi \wedge v) \wedge (\varphi' \wedge \neg v')$. Such a definition can be efficiently extracted from a proof of definability based on, say, a SAT solver that generates resolution proofs [33].

Quantified Propositional Logic. A *quantified Boolean formula* (QBF) includes, in addition, *universal* (\forall) and *existential* (\exists) quantification over variables in V . Every QBF formula can be converted into *Skolem normal form* $(\exists f_1, \dots, f_n)(\forall y_1, \dots, y_m) \varphi$, where φ is a propositional formula, by systematically "moving" an existential quantification before a universal, based on the equivalence of the QBF $(\forall x)(\exists y) \varphi(x, y)$ with $(\exists f)(\forall x) \varphi(x, f(x))$. Hereby, the existential quantification on f is interpreted over functions $\{0, 1\}^k \rightarrow \{0, 1\}$, where k denotes the number of dependencies on universally quantified variables. The functions f are referred to as *Skolem functions*.

Linear Temporal Logic. For a set V of variable names, formulas in LTL are constructed inductively from the constants *true*, *false*, variables in V , the unary negation operator \neg , the binary *strong until* operator **U**, and the unary *next-step* operator **X**. The semantics of LTL formulas is defined with respect to ω -infinite traces of variables V in the usual way. An LTL formula of the form $\varphi_1 \mathbf{U} \varphi_2$, for example, holds with respect to an ω -infinite trace if φ_1 holds along a finite prefix of this trace until φ_2 holds. $w \models \varphi$ is used to denote that φ holds for the trace w . We also make use of defined temporal operators,

including $\varphi \wedge \psi = \neg(\varphi \vee \neg\psi)$, $\varphi \rightarrow \psi = \neg\varphi \vee \psi$, $\mathbf{F}\varphi = \text{true} \mathbf{U} \varphi$ and $\mathbf{G}\varphi = \neg(\text{true} \mathbf{U} \neg\varphi)$. $L(\varphi) = \{w \in 2^V \mid w \models \varphi\}$ denotes the language associated with an LTL formula φ .

Now, assume the variables V to be partitioned into V_{in} and V_{out} , which are interpreted over some finite domain (of events). Intuitively V_{in} is the set of *input variables* controlled by the environment, and V_{out} is the set of *output variables* controlled by the system. An *interaction* $(x_0, y_0), (x_1, y_1), \dots$ in $(V_{in} \times V_{out})^\omega$ an infinite sequence of pairs of input and corresponding output events. Such an interaction is produced by a *synchronous program* $P_s : V_{in}^+ \rightarrow V_{out}$, which determines output y_i given the input history $x_0 \dots x_i$ for all time steps i . For example, every Mealy machine determines a synchronous program. If the LTL formula $\varphi(V_{in}; V_{out})$ holds for the interactions produced by P_s , then P_s is said to (*synchronously*) *realize* $\varphi(V_{in}; V_{out})$. Moreover, $\varphi(V_{in}; V_{out})$ is said to be (*synchronously*) *realizable* if there exists such a synchronous program P_s [34].

For specifications written in propositional LTL, the worst case complexity of the realizability problem is doubly exponential [35]. More efficient algorithms exist for fragments of LTL such as *Generalized Reactivity(1)* (GR(1)) [36], which consists of LTL formulas of the form $\mathbf{GF} \varphi_1^0 \wedge \dots \wedge \mathbf{GF} \varphi_m^0 \rightarrow \mathbf{GF} \psi_1^0 \wedge \dots \wedge \mathbf{GF} \psi_n^0$, where each φ_i^0 , ψ_j^0 is a Boolean combination of atomic propositions. Realizability for GR(1) is solved in time N^3 , where N is the size of some underlying state space [36].

3 GXU Logic

In the definition of GXU logic we take a set V of variables as given, which is partitioned into the set of *input variables* V_{in} and *output variables* V_{out} . The letter p is used to denote a literal of the form v or $\neg v$, for $v \in V$, and ϕ^0 denotes a propositional formula without any temporal operators. Furthermore, an LTL formula is said to be *basic up to* i , for $i \geq 0$, if it is a propositional combination with literals of the form $\mathbf{X}^j p$, $\neg \mathbf{X}^j p$, for $0 \leq j \leq i$.¹

Definition 1 (GXU Formulas).

A GXU formula (*in the variables* V) is an LTL formula of the form (1)-(4).

1. (Reaction) $\mathbf{G}(\varphi \rightarrow \mathbf{X}^i \psi)$, $i \geq 0$, with the following restrictions: φ is basic up to i ,
 - (a) ψ is restricted to be a literal p .
 - (b) ψ is of the form $(p \mathbf{U} \psi')$ with p a literal and ψ' a basic formula up to i .
2. (Invariance) $\mathbf{G}(\varphi \leftrightarrow \mathbf{X}^i p)$, where p is a literal and φ is basic up to i .
3. (Global Invariance) $\mathbf{G}\phi^0$.
4. (Liveness) $\mathbf{F}\phi^0$.

GXU logic therefore extends GXW [6,5] by additionally supporting the *strong until* (\mathbf{U}) and the *eventually* (\mathbf{F}) temporal operators.

Definition 2 (Reactive GXU Specifications).

A (reactive) GXU specification (*in the variables* $V = V_{in} \cup V_{out}$) is of the form

$$E \rightarrow S, \tag{4}$$

where the environment assumptions E are a finite (and possibly empty) conjunction of GXU formulas in the inputs V_{in} , and the control guarantees S are a finite conjunction of GXU formulas in both the inputs V_{in} and the outputs V_{out} .

A GXU reactive specification is also said to be in *assume-guarantee* format. We illustrate the expressive power of GXU logic with some simple examples.

¹ $\mathbf{X}^0 \psi$ is defined to be ψ .

Example 1 (Automatic Sliding Door [22]). It is assumed that the input in_0 holds when someone enters the detection field, in_2 holds when the door reaches the end, and out holds when the opening motor is on. Now, a GXU specification of an automatic sliding door contains rule-like GXU formulas such as $\mathbf{G}(\neg in_0 \wedge \mathbf{X}in_0 \rightarrow \mathbf{X}(out \mathbf{U} in_2))$.

The GXU formula (in Example 1) contains a combination of strong until and next-step operators, which is not expressible in GR(1). On the other hand, all GR(1) subformulas of the form $\mathbf{GF} \varphi^0$ (see Section 2) can be expressed in terms of an equivalent GXU specification. This is easy to see as a GR(1) subformula $\mathbf{GF} \varphi^0$ is equivalent to the GXU reactive pattern $\mathbf{G}(true \rightarrow (true \mathbf{U} \varphi^0))$.

Lemma 2. *G XU specifications are strictly more expressive than GR(1).*

Example 2 (Hamiltonian paths). A path in a graph is *Hamiltonian* if it visits each vertex exactly once. For each vertex v in the graph introduce two variables: (1) c_v for the currently visited vertex and (2) c'_v for the vertex which is chosen to be the visited next. Now, the Hamiltonian path condition is expressed as the GXU formula $\varphi_1 \wedge \varphi_2 \wedge \varphi_3$ where φ_1 is a conjunction of invariance formulas for picking the successors. That is, for each edge (v_1, v_2) , we have $\mathbf{G}(c'_{v_2} \leftrightarrow \mathbf{X}c_{v_2})$, φ_2 is a conjunction of GXU liveness formulas to state that every vertex occurs at most once; that is, $\mathbf{F}c_v$ for each vertex v , and φ_3 is a GXU global invariance formula to show the edges; that is, for each edge (v_1, v_2) , we have $c_{v_1} \wedge c'_{v_2}$. Clearly, this encoding of the Hamiltonian path condition in terms of a GXU formula is exponential.

Problem Statement. Given a GXU specification $E \rightarrow S$ in the input-output variables $V = V_{in} \cup V_{out}$, the problem of *G XU reactive synthesis* is the construction of a synchronous program $P_s : V_{in}^+ \rightarrow V_{out}$, represented as a Mealy machine, so that P_s realizes $E \rightarrow S$. The construction of a synchronous program to implement a given GXU specification $Spec := E \rightarrow S$ takes place in two consecutive steps: (1) compositional construction of Mealy machines extended with monitor automata from the GXU control guarantees S ; and (2) construction of a finite set of 2QBF validity problems for checking the consistency, and therefore realizability of $Spec$, of the S control guarantees relative to the environment assumptions E .

If the reactive specification $Spec$ is unrealizable, stronger assumptions than E about the control environment are synthesized to rule out identified causes of unrealizability.

4 Mealy Machine with Monitors

The translation of a single GXU formula φ into a realizing synchronous program P is adapted from *structural synthesis* [5]. The main difference is the translation of *strong until* in GXU and the use of Mealy machines extended with monitoring automata, instead of synchronous data flow programs as in [6,5], to represent synchronous programs.

4.1 Representing Reactive Programs.

An l -length monitor is a tuple $\mathcal{M} = (Q, F, \Sigma, \Delta, \theta)$ where Q is the set of states, $F \subseteq Q$ is the set of final states, Σ is the alphabet, $\Delta : Q \times \Sigma \rightarrow Q$ is the transition function, and $\theta : \Sigma^N \rightarrow \{\text{true}, \text{false}\}$ is said to be a *word valuation*. A run $\pi = q_0 q_1 \cdots q_{l-1}$ of the monitor \mathcal{M} on a word w is a sequence of states such that for $i \in \{1, \dots, l\}$, $(q_{i-1}, w[i-1], q_i) \in \Delta$ and $w = w[0]w[1] \cdots w[l]$. A word w of length l is accepted if it reaches a final state such that the word valuation $\theta(w) = \text{true}$.

A *placeholder* β is an assignment for each variable used to denote all possible values. Given a GXU formula φ over a set of variables and a run π with a set of assignments of

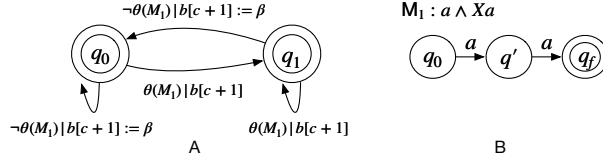


Fig. 1: A: Mealy machine for $\mathbf{G}(a \wedge \mathbf{X}a \rightarrow \mathbf{X}b)$, B: monitoring automata \mathcal{M}_1 for $a \wedge \mathbf{X}a$

variables to placeholders, replacing the placeholders with any of assignments results that φ holds in the run π . Taking $\varphi = \mathbf{G}(a \rightarrow b)$ for example, if a doesn't hold, φ holds no matter what the value of b is. In this case, the placeholder β is used to indicate the value of b such that $(\neg a, \beta), (\neg a, \beta), (a, b)$ satisfies φ where replacing β with any assignment makes φ holds.

Definition 3 (Mealy Machines with Monitors).

A Mealy machine \mathcal{T} with monitors is a tuple $(\Sigma, Q, F', \Theta, \delta, q_0, \sigma)$, where Σ is the alphabet, Q is the set of states, $F' \subseteq Q$ is the accepting state, $q_0 \in Q$ is the initial state, Θ is the set of word valuations, $\delta : Q \times \Theta \times (\Sigma \cup \{\beta\})^* \rightarrow Q \times (\Sigma \cup \{\beta\})$ is the state transition function, which is activated if a word valuation holds on the input event based on the word valuation of monitors, and $\sigma : Q \times (\Sigma \cup \{\beta\})^* \rightarrow \Sigma \cup \{\beta\}$ is the output function. Instead of $\delta(q, \theta, w) = (q', o)$ we also write $q \xrightarrow{w, \theta, o} q'$.

Note that Mealy machines with monitors are closely related to the concept of *nested weighted automata* [37], and also to Mealy machines with Büchi acceptance [38].

The operational semantics of a Mealy machine \mathcal{T} with monitors is based on configurations of the form $(q, \langle w_1, w_2 \rangle)$, for $q \in Q$ a state, $w_1 \in \Gamma^*$ an input, and $w_2 \in \Gamma^*$ a corresponding output word. The machine \mathcal{T} transitions by $q \xrightarrow{w, \theta, \mathcal{M}, o} q'$ from state q to q' and produces the output o only if the word valuation of the monitor \mathcal{M} for w holds. For each n such that $0 \leq n < |w| - 1$, let w' be a word with $w'[n] = \beta$ and $w'[|w| - 1] = o$. With this notation, the transition relation $(q, \langle w_1, w_2 \rangle) \Rightarrow_{\mathcal{T}} (q', \langle w_1 w, w_2 w' \rangle)$ on configurations is defined to hold if and only if $q \xrightarrow{w, \theta, \mathcal{M}, o} q'$. As usual, $\Rightarrow_{\mathcal{T}}^i$, for $i \in \mathbb{N}$, and $\Rightarrow_{\mathcal{T}}^*$ denote respectively the i -step iteration and the reflexive-transitive closure of the transition relation $\Rightarrow_{\mathcal{T}}$ on configurations.

Example 3. Consider the Mealy machine \mathcal{T} with monitors in Figure 1(A). The definition of this machine \mathcal{T} is based on the 2-length monitor \mathcal{M} for the trigger condition $a \wedge \mathbf{X}a$, as shown in Figure 1(B). For the input $w = aa\neg aaa \dots$, \mathcal{T} checks whether the guard holds or not via the monitor \mathcal{M} by the word evaluation of a 2-length of sub-word at each time point. At time point 0, the 2-length sub-word $w[0, 1] = aa$. Since the monitor \mathcal{M} is accepting i.e. $\theta(w[0, 1]) = \text{true}$, \mathcal{T} moves q_0 to q_1 and it produces the output $w'[0] = \beta, w'[1] = b$ with configuration $(q_1, \langle w[0, 1], w'[0, 1] \rangle)$. Now, \mathcal{T} is at state q_1 and \mathcal{M} monitors $w[1, 2] = a\neg a$. \mathcal{M} does not accept, and therefore \mathcal{T} moves to state q_0 producing the output $w'[2] = \beta$. If we continue this process, we obtain $w'[3] = \beta$ and $w'[4] = b$, and therefore the interaction $(a, \beta), (a, b), (\neg a, \beta), (a, \beta), (a, b), \dots$. In this way, the machine \mathcal{T} in Figure 1(A) is shown to realize the GXU formula $\mathbf{G}(a \wedge \mathbf{X}a \rightarrow \mathbf{X}b)$.

4.2 Realization of GXU formulas

For a given GXU formula we construct a realizing Mealy machine with monitors by closely following the case distinction in the Definition 1 of GXU formulas. Let's start by

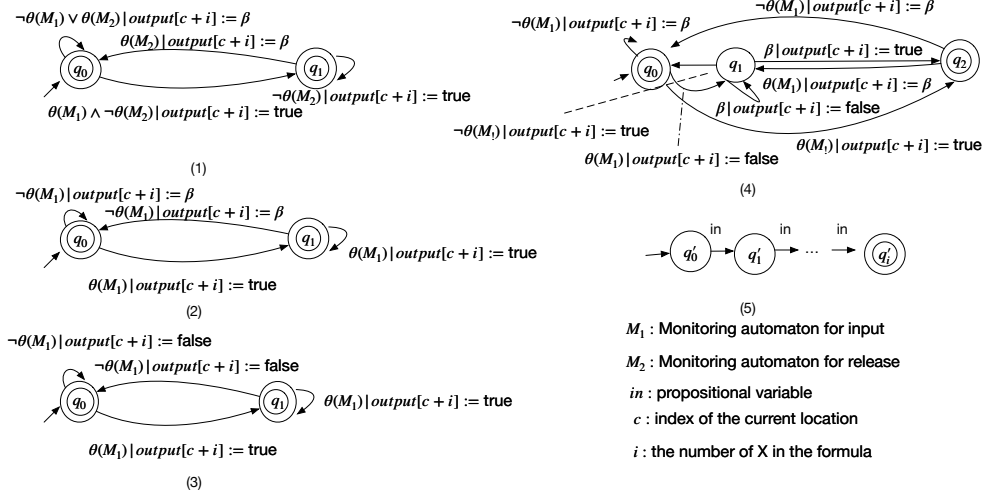


Fig. 2: Templates of Mealy machine with monitors for the GXU formula patterns.

looking at the *reactions* (1a) in Definition 1 of the form $\mathbf{G}(\varphi \rightarrow \mathbf{X}^i \psi)$. The construction of a monitor \mathcal{M} for the trigger condition φ corresponds to building a deterministic finite automaton from a regular expression. This trigger condition needs to be checked at every step, and therefore it relies on the word valuation of a monitor $\theta(w)$, and the Mealy machine in Figure 2(2) for the reaction pattern above introduces a special state for indicating whether the trigger condition φ holds or not. Initially, this Mealy machine is at state q_0 . If the valuation of the subtrace w_1 for the monitor \mathcal{M} holds, that is $\theta_{\mathcal{M}}(w_1)$ holds, then it transitions from state q_0 to q_1 and it generates the *true* output. Otherwise, in case $\neg\theta_{\mathcal{M}}(w_1)$ holds, it stays in state q_0 and produces the placeholder β output. Both q_0 and q_1 are accepting.

GXU reactions (1b) of the form $\mathbf{G}(\varphi \rightarrow \mathbf{X}^i (g\mathbf{U}\psi'))$ are equivalent to the conjunction

$$\mathbf{G}(\varphi \rightarrow \mathbf{X}^i (g\mathbf{W}\psi')) \wedge \mathbf{G}(\varphi \rightarrow \mathbf{X}^i (\mathbf{F}\psi')). \quad (5)$$

The corresponding construction in Figure 2 therefore includes two Mealy machines \mathcal{T}_1 (Figure 2 (1)) and \mathcal{T}_2 (Figure 2 (4)), so that \mathcal{T}_1 implements the left conjunct of formula (5) \mathcal{T}_1 implements the corresponding right conjunct, and \mathcal{T}_1 and \mathcal{T}_2 share both the monitor and the word valuation. The additional state q_2 indicates that the trigger condition holds and also that ψ' holds. Finally, there are transition from q_1 (and q_2) back to q_0 whenever the word valuation of the current subtrace w_1 does not hold; that is, $\neg\theta_{\mathcal{M}}(w_1)$ holds. In \mathcal{T}_2 , q_0 and q_2 are accepting states.

The construction for *invariance* formulas is similar to the one for *reactions*, but additional care is required when handling this equivalence and the output variables. And, finally, the case of *liveness* formulas is reduced to the one for the reactions ($\text{true} \rightarrow \mathbf{F}p$).

Overall, the Mealy machines with monitors that realize the GXU formulas in Definition 1 are summarized in Figure 2. Thereby, the machines in Figure 2(1) and 2(4) realize reactions $\mathbf{G}(\varphi \rightarrow \mathbf{X}^i (g\mathbf{U}\psi'))$; the machines in Figure 2(2) realize reactions $\mathbf{G}(\varphi \rightarrow \mathbf{X}^i \psi')$; Figure 2(3) displays the machine for realizing invariance formulas; and Figure 2(4) is adapted to represent the machine for realizing liveness formulas.

The machine constructions in this section thus lead to a reactive program P , represented as a Mealy machine with monitors, for realizing a given GXU formula φ . The basic machine templates in Figure 2 are used to construct control programs from their specifications.

5 GXU Synthesis

Let's consider as given a GXU specification $Spec := E \rightarrow S$ with variables in $V = V_{in} \cup V_{out}$ (Definition 2). Controllers for realizing $Spec$ are represented as a set \mathcal{T}_S of Mealy machines with monitor, as obtained from the syntactic translations in Section 4 of the control guarantees S . We now construct a 2QBF formula to characterize that for all possible inputs that satisfy the given environment assumptions, there is at least one output that satisfies the associated control guarantees. For this purpose, the environment assumptions E are also translated into a set \mathcal{T}_E of Mealy machines with monitors. In this way, realizability for $Spec$ is reduced to the validity problem for a certain subclass of 2QBF formulas. The main development of this section is a polynomial time *consistency check* for this subclass of formulas.

5.1 Consistency Check

Completeness Bound. Completeness thresholds are used in bounded model checking to determine a bound k so that if no counterexample of length k or less is found for a given LTL formula then the formula holds for all paths in this model.

Definition 4 (Linear Completeness Threshold).

- A linear completeness threshold k for a GXU formula ϕ is a linear (in the size of ϕ) bound such that there exists a Mealy machine \mathcal{T} , $0 \leq j \leq k$, $c_0 \Rightarrow_{\mathcal{T}}^* (q, \langle w[0, j], w'[0, j] \rangle)$ with $q \in F$, c_0 is the initial configuration and $(w[0], w'[0])(w[1], w'[1]) \cdots (w[j], w'[j]) \models \phi$, then $\omega, \omega' \in \Gamma^*$, $c_0 \Rightarrow_{\mathcal{T}}^* (q_f, \langle \omega, \omega' \rangle)$, $q_f \in F$ such that $(\omega[0], \omega'[0])(\omega[1], \omega'[1]) \cdots \models \phi$.
- For a given GXU specification $E \rightarrow S$ where $E = \phi_1 \wedge \phi_2 \wedge \cdots \wedge \phi_n$, $S = \phi_1 \wedge \phi_2 \wedge \cdots \wedge \phi'_n$, a linear completeness threshold K is a smallest linear bound such that $k_1, \dots, k_n, k'_1, \dots, k'_{n'} \leq K$ where $k_1, \dots, k_n, k'_1, \dots, k'_{n'}$ are linear completeness thresholds for sub-formulas.

Lemma 3. Every GXU formula and every GXU specification has a linear completeness threshold. These thresholds can all be computed in linear time.

Proof Sketch. The directed graphs of the Mealy machines in Figure 2 for realizing GXU formulas are all *cliquey*, that is, every maximal strongly connected component is a bidirectional clique. In particular, every node has a self-loop. The claim follows from the fact that every cliquey generalised Büchi automaton has a linear completeness threshold [39]. That is, every Mealy machine \mathcal{T} as constructed from a GXU formula ϕ has a linear completeness threshold, say $k_{\phi}^{\mathcal{T}}$ constructed as shown in Table 1 in the Appendix A.4 in linear time. Let l be the length of the associated monitor for ϕ , then the completeness threshold k_{ϕ} for ϕ equals $l \times k_{\phi}^{\mathcal{T}}$. Let $\bigwedge_{0 \leq m'_E \leq m} \varphi_{m'_E} \rightarrow \bigwedge_{0 \leq m'_S \leq m'} \psi_{m'_S}$ be the given GXU specification. Hence, the completeness threshold for the given GXU specification K is $\max(k_{\varphi_0}, \dots, k_{\varphi_m}, k_{\psi_0}, \dots, k_{\psi_{m'}})$.

Encoding. Based on the existence of a linear completeness threshold K , we formulate a complete consistency check for a given GXU specification $Spec$. We introduce, for $0 \leq j \leq K$, new sets of (input) variables $V_{in}[j] := \{x[j] \mid x \in V_{in}\}$ and (output) variables $V_{out}[j] := \{y[j] \mid y \in V_{out}\}$. These variables are used to specify the values of input and output variables at transition step j . The process of *encoding* makes these pointwise Boolean values explicit. For example, the encoding of the formula $\varphi = a \wedge b$ at step 1 is $a[1] \wedge b[1]$, where $a[1] \in V_{in}[1]$ and $b[1] \in V_{out}[1]$. We use $\alpha(\varphi)$ for denoting these encodings where $\alpha = \{a \mapsto a[1], b \mapsto b[1]\}$. More generally, for a variable assignment α , $\alpha(\varphi)$ replaces variables z in φ with $\alpha(z)$.

$$\begin{aligned}
A_j(\mathbf{G}(\varphi \rightarrow \mathbf{X}^i p)) &= \theta_1(\omega_j^l), \quad G_j(\mathbf{G}(\varphi \rightarrow \mathbf{X}^i p)) = p[j+i] \\
A_j(\mathbf{G}(\varphi \rightarrow \mathbf{X}^i(p\mathbf{U}\psi))) &= \theta_1(\omega_j^l) \wedge \neg\theta_2(\omega_{j+i}^l) \\
G_j(\mathbf{G}(\varphi \rightarrow \mathbf{X}^i(p\mathbf{U}\psi))) &= \bigwedge_{j \leq j' \leq k-1} (p[j'+i] \wedge \neg\theta_2(\omega_{j'+i}^l)) \wedge \theta_2(\omega_k^l) \\
A_j(\mathbf{G}(\varphi \leftrightarrow \mathbf{X}^i p)) &= \theta_1(\omega_j^l) \vee p[j+i], \quad G_j(\mathbf{G}(\varphi \leftrightarrow \mathbf{X}^i p)) = p[j+i] \\
A_j(\mathbf{G}p) &= \text{true}, \quad G_j(\mathbf{G}\phi^0) = \bigwedge_{n=0}^k \alpha(\phi^n), \quad A_j(\mathbf{F}p) = \text{true}, \quad G_j(\mathbf{F}\phi^0) = \bigvee_{n=0}^k \alpha(\phi^n)
\end{aligned}$$

ω_j^l is the l -length sub-word of the input word for the l -length monitor, θ_1 (θ_2) is used for the word valuation of the monitor for φ (ψ), and $\alpha = \{v \mapsto v[n] \mid v \in \text{var}(\phi^0)\}$.

Fig. 3: Assumption and Guarantee Formulas.

Word evaluations θ are encoded by means of Boolean variables. In this way, $v_1 \wedge v_2$ and $p \vee q$ are encoded respectively as the conjunction $v_1[j] \wedge v_2[j]$ and the disjunction $v_1[j] \vee v_2[j]$ for each time step j , and the i^{th} -next step $\mathbf{X}^i v_1$ is encoded as $v_1[j+i]$ for $v_1[j]$. This kind of encoding of word valuation is used in the definition of the assumption and guarantee encodings (at step j) in Figure 3 for a given formula.

Now, for *Spec* of the form $\bigwedge_{0 \leq m'_E \leq m} \varrho_{m'_E} \rightarrow \bigwedge_{0 \leq m'_S \leq m'} \eta_{m'_S}$, encoding yields 2QBF formulas for $0 \leq j \leq K$.

$$\begin{aligned}
\text{Cons}^{j,K}(\text{Spec}) &:= \forall V_{in}[j]. \exists V_{out}[j]. \\
& \left(\bigwedge_{1 \leq m'_E \leq m} A_j(\varrho_{m'_E}) \rightarrow G_j(\varrho_{m'_E}) \right) \rightarrow \left(\bigwedge_{1 \leq m'_S \leq m'} A_j(\eta_{m'_S}) \rightarrow G_j(\eta_{m'_S}) \right). \quad (6)
\end{aligned}$$

Lemma 4 (Correctness and Completeness). *For a GXU specification Spec (in $V = V_{in} \cup V_{out}$) with completeness threshold K : $\text{Cons}^{j,K}(\text{Spec})$ is satisfiable for all $0 \leq j \leq K$ if and only if Spec is realizable.*

Detailed proofs of the correctness and completeness of the consistency checks are included in Appendix A.1. Consistency checking (6) is illustrated by the use of the GXU specification (3), which is also used as a running example.

Example 4. Let $\varphi_1 := \mathbf{G}(a \rightarrow \mathbf{X}b)$, $\varphi_2 := \mathbf{G}(b \rightarrow \mathbf{X}\neg b)$ be the given GXU specification with one input variable a and one output variable b . The completeness threshold for this specification is $K = 2$, since the completeness threshold for the individual formulas is 1 and the length of the corresponding monitor is 2. Therefore $\{a[j], a[j+1]\}$ are the universally quantified input variables, and $\{b[j], b[j+1]\}$ are the existentially quantified output variables, for each $0 \leq j \leq 2$. From the transition relation of the underlying Mealy machines for φ_1 and φ_2 we therefore obtain the constraints $(a[j] \rightarrow b[j+1]) \wedge (b[j] \rightarrow \neg b[j+1])$. As a consequence, the consistency check $\text{Cons}^{j,2}(\varphi_1 \wedge \varphi_2)$ in (6) is obtained as the 2QBF formulas (for $0 \leq j \leq 2$)

$$\forall a[j], a[j+1] \exists b[j], b[j+1]. (\neg a[j] \vee b[j+1]) \wedge (\neg b[j] \vee \neg b[j+1]). \quad (7)$$

The formula in (7) is not satisfiable for $0 \leq j \leq 2$. Therefore, the GXU specification $\varphi_1 \wedge \varphi_2$ of two mutually dependent formulas is not realizable.

Determining Skolem Functions. A polynomial time consistency check is based on the notion of *candidate Skolem functions*. Subsequently, *Skolemization* substitutes existentially quantified output variables in the consistency checks (6) with corresponding candidate

Skolem function. Therefore, Skolemization reduces consistency checks to the validity of universally quantified propositional formulas of the form $\forall V_{in}[j].\varphi(V_{in}[j])$. For the sake of simplicity, quantifier prefixes are sometimes omitted in the following.

Definition 5 (Candidate Skolem Function). Let $Spec := E \rightarrow S$ be a GXU specification (in $V = V_{in} \cup V_{out}$) with completeness threshold K . For output $v \in V_{out}$, define the subset $S^v := \{\psi \in S \mid v \in \text{vars}(\psi)\}$ of guarantee formulas. Now, the candidate Skolem functions $F(v[j])$ for the existentially quantified output variable $v[j]$ is the conjunction of definitions for $v[j]_e$ in the universal variables in η_v such that $\eta_v \in S^v$. Based on the variable renaming $\alpha_j := \{x \mapsto x[j - i] \mid x \in \text{var}(\varphi) \vee x \in \text{var}(\varphi')\}$, these definitions for $v[j]_e$ with respect to η_v are obtained as follows:

$$v[j]_e = \begin{cases} \beta & \text{if } j < i \\ \alpha_j(\varphi) \vee \beta & \text{if } p = v \\ \neg \alpha_j(\varphi) \wedge \beta & \text{if } p = \neg v \end{cases} \quad v[j]_e = \begin{cases} \beta & \text{if } j < i \\ \alpha_j(\varphi) & \text{if } p = v \\ \neg \alpha_j(\varphi) & \text{if } p = \neg v \end{cases}$$

Fig. 4: η_v is reaction (1a) $\mathbf{G}(\varphi \rightarrow \mathbf{X}^i p)$ Fig. 5: η_v is invariances (2) $\mathbf{G}(\varphi \leftrightarrow \mathbf{X}^i p)$

$$v[j]_e = \begin{cases} \beta & \text{if } j < i \\ (\bigvee_0^j \sigma|_{\alpha, \varphi} \wedge \neg \alpha(\varphi')) \vee \beta & \text{if } p = v \\ \neg(\bigvee_0^j \alpha(\varphi) \wedge \neg \alpha(\varphi')) \wedge \beta & \text{if } p = \neg v \end{cases}$$

Fig. 6: η_v is reaction (1b) $\mathbf{G}(\varphi \rightarrow \mathbf{X}^i(p \mathbf{U} \psi))$

Finally, $CSF^j(Spec) := \{F(v) \mid v \in V_{out}[j], 0 \leq j \leq K\}$ collects the set of candidate Skolem functions for all outputs in $Spec$.

Let $Cons^{j,K}(Spec)$ in (6) be of the form $\forall V_{in} \exists V_{out}. \varphi(V_{in}, V_{out})$. Then, Skolemization yields the (implicitly universally quantified) propositional formula

$$\Phi_{sko}^j(Spec) := \alpha(\varphi) \text{ where } \alpha = \{y \mapsto F(y) \mid y \in V_{out}[j]\}, \forall 0 \leq j \leq K. \quad (8)$$

Lemma 5. Let $Spec$ be a given GXU specification with completeness threshold K . The candidate Skolem functions $CSF^j(Spec)$ are Skolem functions of the consistency checks $Cons^{j,K}(Spec)$ if and only if $\Phi_{sko}^j(Spec)$ is valid for all $0 \leq j \leq K$.

Now, the following fact is immediate.

Lemma 6. A GXU specification $Spec$ with completeness threshold K is realizable if and only if $CSF^j(Spec)$ are Skolem functions for the consistency checks $Cons^{j,K}(Spec)$, for $0 \leq j \leq K$.

Example 5. Let's continue with our running Example 3. After skolemization with the candidate Skolem functions $b[j] \leftrightarrow a[j - 1]$ for formula (7), we have $\Phi_{sko}^j(Spec) : (\neg a[j] \vee a[j - 1])$ that is not valid, and therefore, the given specification (3) is unrealizable.

Theorem 1. Realizability for a GXU specification $E \rightarrow S$ with variables in V is decidable in $\mathcal{O}(|E| \cdot |S|^2 \cdot |V|^3)$.

Proof Sketch. Validity checking for formula (8) involves verifying the tautology of each clause depending on the number of variables V and the complexity comes from the cost of traversing a clause i.e. $\mathcal{O}(|V| \cdot (|V| - 1))$. For each formula, we have the constraints as the form $A_j \rightarrow G_j$ ($\neg A_j \vee G_j$). As G_j is a conjunction of word evaluations and literals,

applying distributive law, we have the number of clauses based on literals and word evaluations that is $\mathcal{O}(|V|)$. For a GXU specification $E \rightarrow S$ with variables in V , the size of clauses is $(|E|+1) \cdot |S| \cdot |V| \cdot K \cdot |S|$. So GXU realizability can be decided in $\mathcal{O}(|E| \cdot |S|^2 \cdot |V|^3)$. A detailed derivation of this complexity bound is listed in Appendix A.4.

5.2 Assumption Mining

In case a consistency check fails, stronger environment assumptions are mined for making the synthesis problem realizable based on eliminating the unrealizable core.

Definition 6 (Unrealizable Core). Let $Spec$ be an unrealizable GXU specification over $V_{in} \cup V_{out}$ with a bound K and $\Phi_{sko}^j(Spec)$ (formula (8)) be the corresponding propositional formula after Skolemization where $0 \leq j \leq K$, an unrealizable core $uc_{\Phi_{sko}^j}^j$ is a CNF formula equivalent to $\Phi_{sko}^j(Spec)$ such that $\forall V_{in}[j]. uc_{\Phi_{sko}^j}^j$ is not valid.

Based on Lemma 5 and Lemma 6, one solution to fix the unrealizability is to make each clause in $uc_{\Phi_{sko}^j}^j$ valid. Let ψ be a clause in $uc_{\Phi_{sko}^j}^j$, the assumption should satisfy $\neg\psi'$ to repair unrealizability where ψ' is a subformula of ψ . Using Padoa's characterization of definability (Lemma 1), one might check if one of the variables in ψ is definable in terms of other variables. In these cases, an explicit definition is obtained as the Craig interpolant I of $(\psi \wedge v) \wedge (\alpha(\psi) \wedge \neg v')$ where $\alpha = \{y \mapsto y' \mid y \in \text{var}(\psi) \setminus \{v\}\}$. In case every such variable is "independent", we follow a different path to extract an assumption. The procedure is illustrated by the following example, along with the concept of the unrealizable core.

Example 6. Let $\Phi_{sko}^j(Spec) = \neg(x_1[j] \wedge x_2[j]) \wedge x_3[j]$ be the formula after Skolemization. Then, $uc_{\Phi_{sko}^j}^j = \phi_1 \wedge \phi_2$ where $\phi_1 = (\neg x_1[j] \vee \neg x_2[j])$, $\phi_2 = x_3[j]$. For ϕ_1 , the formula $\psi = x_1[j] \leftrightarrow \neg x_2[j]$ (variable x_2 is definable in terms of $x_1[j]$) makes clause ϕ_1 valid. This can be established by Padoa's characterization of definability: Let $Z = \{x_2[j]'\}$ be the fresh variable, and we have the following unsatisfiable formula $(\neg(x_1[j] \wedge x_2[j]) \wedge x_2[j]) \wedge (\neg(x_1[j] \wedge x_2[j]') \wedge \neg x_2[j]')$. However, $x_3[j]$ is independent in ϕ_2 . Let $\phi_2 = x_3[j] \vee \phi'$ such that $\phi' = \text{false}$. The formula $\psi' = x_3[j] \leftrightarrow \neg\phi'$ is the refinement to make ϕ_2 valid. Therefore, $\psi \wedge \psi'$ is the assumption that makes $\Phi_{sko}^j(Spec)$ valid.

The input to the resulting Algorithm 1 is an unrealizable core as obtained from a failed consistency check. For such an unrealizable core, Algorithm 1 generates stronger environment assumptions for making the given specification realizable. Algorithm 1 proceeds by iterating over the clauses in the unrealizable core, and generates assumptions based on applications of Padoa's characterization and Craig interpolation. It terminates, since the number of variables is finite. Clearly, if unrealizable cores are minimal then the resulting environment refinements become more precise. We return to our running example, and continue based on the developments in the Examples 4 and 5.

Example 7. $\Phi_{sko}^j(Spec) = \neg a[j] \vee a[j-1]$ is not valid, and Algorithm 1 yields (see Line 9) the constraint $a[j-1] \leftrightarrow \neg a[j]$. This pointwise constraint might be *decoded* as the GXU formula $\mathbf{G}(a \rightarrow \mathbf{X}\neg a)$. Therefore, adding the assumption $\varphi' = \mathbf{G}(a \rightarrow \mathbf{X}\neg a)$ to the environment, the specification $\varphi' \rightarrow \varphi_1 \wedge \varphi_2$ is realizable.

More generally, the resulting constraints from Algorithm 1 are decoded into the language of GXU formulas as follows. Let ψ, ψ_1, ψ_2 be propositional formulas. and $\psi[j]$ be the formula where all the variable v are equipped with time point j , that is $v[j]$. Decoding applies the following rules:

1. if $x[j] \leftrightarrow \psi[j']$, then: if $\psi \in \{x[j'] \mid j' \neq j\}$, let ψ' be the formula replacing the variables in ψ with the one without the time point, then $\mathbf{G}(x \rightarrow \mathbf{X}^{j'-j}\psi')$ is obtained;

Algorithm 1 Assumption Mining

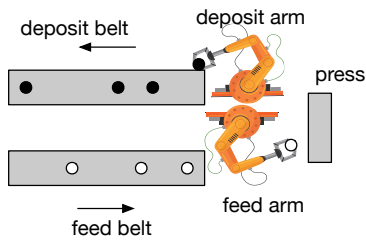
Input: Unrealizable core $\bigwedge_{m'=1 \dots m} \varrho_{m'}$

Output: A set of refinements \mathcal{R}

```

1: for all  $m' : 0 \leq m' \leq m$  do  $\varphi := \text{true}$ 
2:   for all  $x \in \text{var}(\varrho_{m'})$  do  $\psi \leftarrow \Phi \wedge x, \psi' \leftarrow \Phi' \wedge \neg x'$ 
3:   if  $\text{isdefined}(x, \text{var}(\varrho_{m'}) \setminus \{x\})$  then
4:      $I \leftarrow \text{getInterpolant}(\psi, \psi')$ 
5:      $\varphi := \varphi \wedge (x \leftrightarrow I)$ 
6:     Continue
7:   else
8:     if  $\varrho_{m'}$  is of the form  $\varphi' \vee \varphi''$  then
9:        $\varphi := \varphi \wedge \{\varphi'' \leftrightarrow \neg \varphi'\}$ 
10:      Continue
11:    end if
12:  end if
13: end for
14: if  $\varphi = \text{true}$  then return  $\emptyset$ 
15: end if
16:  $\mathcal{R} = \mathcal{R} \cup \{\varphi\}$ 
17: end for
18: return  $\mathcal{R}$ 

```



- G1: When a new blank arrives, the feed arm must pick it up when possible.
- G2: After picking up an item, the feed arm must move to the press, release the item into the press (when the press is ready), and finally move back to the feed belt.
- G3: When an item is put into the press, the press must start pressing.
- G4: When the press finishes, the deposit arm must pick the pressed item up when possible.
- G5: After picking up an item, the deposit arm must move to the deposit belt, release the item onto the deposit belt, and finally move back to the press.

Fig. 7: Natural language requirements for production cell [40].

2. if $x[j] \leftrightarrow (\bigwedge_{j \leq j' \leq k-1} (\neg \psi_1[j'] \wedge \psi_2[j'])) \wedge \psi_1[k]$, then $\mathbf{G}(x \rightarrow \psi_2 \mathbf{U} \psi_1)$ is obtained;
3. if $x[j] \leftrightarrow \bigwedge_{j \leq j' \leq k} \psi[j']$, then $\mathbf{G}\psi$ is obtained;
4. if $x[j] \leftrightarrow \bigvee_{j \leq j' \leq k} \psi[j']$, then $\mathbf{F}\psi$ is obtained.

These decoding rules directly correspond to the encodings as discussed above. In particular, rule 1 is based on reactions (1a), Rule 2 indicates the reaction of the form (1b), Rule 3 is for the global invariance pattern, and Rule 4 is for the liveness pattern (4).

6 Case Study

We demonstrate GXU synthesis together with assumption mining using the case study of a production cell [40] (see Figure 7). The blank workpieces arrive via a feed conveyor equipped with a sensor that signals the arrival of new workpieces to a control system. These blanks are then picked up by a robotic arm and placed in a press, which presses the blanks into useful objects. The pressed objects are then picked up by another robot arm, which places the objects on a conveyor belt that transports them to the next destination.

Natural language requirements are summarized in Figure 7. The following results rely on a combination of 1) autocode4 [41], extended to obtain Mealy machines with monitors, 2) calculator [42], to simplify the propositional formulas for validity checking, and 3) Unique [43] to definitions.

The exact logical meaning in GXU for G1-G5 in Figure 7 is based on the introduction of a number of input-output variables: (Inputs) *blank*, *p.ready*, *i.picked*, *i.release*, *d.loc.deposit*, *d.loc.press*, *f.loc.feed*, *i.loc.press*, *i.pressed*; and (Outputs) *f.pick*, *f.move*, *d.move*, *d.pick*, *f.release*, *d.release*, *press*. A GXU specification for the requirements is listed as follows. Hereby, requirement G1 is formalized by the formulas (φ_1) , (φ_2) , G2 by (φ_3) - (φ_6) , G3 by (φ_7) , G4 by (φ_8) , (φ_9) , and G5 by (φ_{10}) - (φ_{13}) .

$$\begin{aligned}
(\varphi_1) \quad & \mathbf{G}(\text{blank} \rightarrow \mathbf{X}(\neg f.\text{pick} \mathbf{U} f.\text{loc.feed})), \quad (\varphi_2) \quad \mathbf{G}(f.\text{loc.feed} \wedge \neg i.\text{picked} \rightarrow \mathbf{X}f.\text{pick}) \\
(\varphi_3) \quad & \mathbf{G}(f.\text{loc.feed} \wedge i.\text{picked} \rightarrow \mathbf{X}(f.\text{move} \mathbf{U} (f.\text{loc.press} \wedge p.\text{ready}))) \\
(\varphi_4) \quad & \mathbf{G}(f.\text{loc.press} \rightarrow \mathbf{X}(f.\text{move} \mathbf{U} f.\text{loc.feed})), \quad (\varphi_5) \quad \mathbf{G}(f.\text{loc.press} \wedge i.\text{picked} \rightarrow \mathbf{X}\neg f.\text{move}) \\
(\varphi_6) \quad & \mathbf{G}(f.\text{loc.press} \wedge i.\text{picked} \rightarrow \mathbf{X}f.\text{release}), \quad (\varphi_7) \quad \mathbf{G}(i.\text{loc.press} \rightarrow \mathbf{X}\text{press}) \\
(\varphi_8) \quad & \mathbf{G}(i.\text{pressed} \rightarrow \mathbf{X}(\neg d.\text{pick} \mathbf{U} d.\text{loc.press})), \quad (\varphi_9) \quad \mathbf{G}(d.\text{loc.press} \wedge \neg i.\text{picked} \rightarrow \mathbf{X}d.\text{pick}) \\
(\varphi_{10}) \quad & \mathbf{G}(i.\text{picked} \wedge i.\text{pressed} \rightarrow \mathbf{X}(d.\text{move} \mathbf{U} d.\text{loc.deposit})) \\
(\varphi_{11}) \quad & \mathbf{G}(d.\text{loc.deposit} \wedge i.\text{picked} \rightarrow \mathbf{X}\neg d.\text{move}), \quad (\varphi_{12}) \quad \mathbf{G}(d.\text{loc.deposit} \wedge i.\text{picked} \rightarrow \mathbf{X}d.\text{release}) \\
(\varphi_{13}) \quad & \mathbf{G}(\neg i.\text{picked} \wedge d.\text{loc.deposit} \rightarrow \mathbf{X}(d.\text{move} \mathbf{U} d.\text{loc.press}))
\end{aligned}$$

The control program obtained from the GXU specification is represented by the set of Mealy machines with monitors in Figure 9 (Appendix C). We assume a bound k (similarly, k_1 , k_2 , k_4 and k_5 , see below), which is the completeness threshold for the GXU formula. Now to check the consistency between (φ_1) - (φ_{13}) , candidate Skolem functions are generated for all output variables. Taking $f.\text{pick}$ for example, is: $\forall m, 1 \leq j \leq k$,

$$f.\text{pick}[j] \leftrightarrow ((\neg \bigvee_{i=0}^{j-1} \text{blank}[i] \vee f.\text{loc.feed}[j-1]) \wedge \beta) \wedge ((f.\text{loc.feed}[m-1] \wedge \neg i.\text{picked}[j-1]) \vee \beta)$$

Details of the underlying lengthy calculation can be found in Appendix C. Skolemization results in a validity problem. For the GXU formula φ_1 , for example, this step leads to the formula

$$\begin{aligned}
& (\neg \text{blank}[j] \vee f.\text{loc.feed}[j+1]) \vee \left(\bigwedge_{j'=j}^{k_1-2} (\neg f.\text{loc.feed}[j'+1] \wedge \neg ((\neg (\bigvee_{i=0}^j \text{blank}[i] \right. \\
& \left. \vee f.\text{loc.feed}[i+1])) \wedge \neg i.\text{pick}[j'] \wedge f.\text{loc.feed}[j'+1] \wedge \beta)) \right)
\end{aligned} \tag{9}$$

The resulting consistency check (see Appendix C.3), however, fails and yields an unrealizable core (again, see Appendix C.3). The unrealizable core corresponding to the formula φ_{10} is the CNF formula:

$$\begin{aligned}
& \left(\bigwedge_{j'=j}^{k_1-2} (\neg \text{blank}[j] \vee f.\text{loc.feed}[j+1] \vee \neg f.\text{loc.feed}[j'+1] \vee i.\text{pick}[j']) \right) \\
& \wedge (\neg \text{blank}[j] \vee f.\text{loc.feed}[j+1] \vee f.\text{loc.feed}[k_1])
\end{aligned} \tag{10}$$

Applying Padoa's characterization of definability (line 3 of Algorithm 1) to the unrealizable core (10) for $\text{blank}[j]$, one obtains satisfiable result, that is, values for $\text{blank}[j]$ can be assigned, in some sense, independently. Lines 8-11 of the repair Algorithm 1 are then applied to obtain:

$$\text{blank}[j] \leftrightarrow f.\text{loc.feed}[j+1] \tag{11}$$

$$\text{blank}[j] \leftrightarrow \left(\bigwedge_{j'=j}^{k_1-2} \neg f.\text{loc.feed}[j'+1] \wedge \neg i.\text{picked}[j'] \right) \wedge f.\text{loc.feed}[k_1] \tag{12}$$

Now, formula (11) is discarded as it results in a vacuous refinement, but decoding formula (12) yields a sensible temporal constraint on inputs.

$$\mathbf{G}(\text{blank} \rightarrow \neg i.\text{picked} \mathbf{U} f.\text{loc}.\text{feed}). \quad (13)$$

Processing the remaining unrealizable clauses in Algorithm 1 leads to three further validity problems.

$$\begin{aligned} i.\text{pressed}[j] &\leftrightarrow \left(\bigwedge_{j'=j}^{k_4-1} \neg i.\text{picked}[j'] \wedge d.\text{loc}.\text{press}[j'] \right) \wedge d.\text{loc}.\text{press}[k_4] \\ i.\text{picked}[j] \wedge i.\text{pressed}[j] &\leftrightarrow \bigwedge_{j'=j}^{k_5-1} (\neg d.\text{loc}.\text{deposit}[j'] \wedge \neg d.\text{loc}.\text{press}[j']) \wedge d.\text{loc}.\text{deposit}[k_5] \\ i.\text{picked}[j] \wedge i.\text{pressed}[j] &\leftrightarrow \bigwedge_{j'=j}^{k_5-1} \neg i.\text{picked}[j'] \end{aligned}$$

Now, the decoding step for these formulas in Algorithm 1 leads to three additional environment constraints.

$$\mathbf{G}(i.\text{pressed} \rightarrow \neg i.\text{picked} \mathbf{U} d.\text{loc}.\text{press}) \quad (14)$$

$$\mathbf{G}(i.\text{picked} \wedge i.\text{pressed} \rightarrow \neg d.\text{loc}.\text{press} \mathbf{U} d.\text{loc}.\text{deposit}) \quad (15)$$

$$\mathbf{G}(i.\text{picked} \wedge i.\text{pressed} \rightarrow \text{true} \mathbf{U} \neg i.\text{picked}) \quad (16)$$

Altogether, constraining the control environment of the production cell in Figure 9 with the mined assumptions (13), (14), (15), and (16) yields a realizable specification.

7 Related Work

GXU synthesis is strongly based on the *structural* approach to reactive synthesis [5,41]. But GXU synthesis supports an expressive rule-like logic including *strong until*, it is complete for mutually dependent specifications, and it is decidable in polynomial time in the size of GXU specifications (Theorem 1). Real-time extensions and other pragmatics for synthesizing programmable logic controllers [7] can be adapted to the more expressive GXU logic.

Structural synthesis [5,41] is based on a reduction of the realizability to the 2QBF validity problem, which is Π_2^P -complete. A more detailed analysis of the resulting 2QBF realizability conditions with the aim of obtaining improved complexity bounds for these kinds of subclasses has been missing. Reactive synthesis based on solving 2QBF has also been considered in [44,45], which is based on greatest fixpoints to represent acceptable control behavior. Again, these logic-based approaches to reactive synthesis rely on general 2QBF solving.

Since GXU contains GR(1) as a sublogic, the polynomially bounded runtimes of GXU synthesis in Theorem 1 improve the known complexity result for GR(1) synthesis [36], which, even if it is cubic in an underlying state space, may well be non-polynomial with respect to the problem statement itself. This observation also holds for other LTL fragments [46].

Finite LTL synthesis [47,48,49,50] generates deterministic finite automata (DFA) for LTL_f specifications, that is, LTL formulas interpreted over finite traces. The LTL_f to DFA translation in [47] is doubly-exponential in the size of the formula, [48] reduces LTL_f to DFA synthesis to reachability games, which are 2EXPTIME complete, optimizations for LTL_f synthesis have been studied in [50], and LTL_f satisfiability

checking is applied as a preprocessing step [51], thereby obtaining potentially exponential speedups [49]. There are two main differences between GXU and LTL_f synthesis. First, GXU synthesis is designed to work only for a syntactically restrictive *assumption-guarantee* fragment of LTL formulas, while the LTL_f synthesis supports all LTL formulas, albeit in a finitary interpretation. Second, a polynomial time GXU synthesis algorithm is obtained from these restrictions, whereas LTL_f synthesis is doubly-exponential. It might be interesting, however, to possibly extend the core GXU synthesis algorithm to work for all LTL_f formulas, or, alternatively, to recover a polynomial GXU-like synthesis algorithm for certain fragments in the general framework of LTL_f synthesis.

Minimal unrealizable cores have previously been used to locate errors in an unrealizable specification, based on approximations of the winning region by a minimization algorithm [52]. In contrast, our unrealizable core are purely logical, and logical operations are used to synthesize repairs to unrealizability. Counterstrategies for synthesis games are generally used to exclude unrealizable environmental behavior [30,23,53,24,54,55]. In this way, predefined templates were proposed, which are instantiated on the basis of the exclusion of counter-strategies [30,23]. Moreover, a counterstrategy-driven refinement loop based on explicit value abstraction, Saïdi-Graf predicate abstraction, and Craig interpolation for mining assumptions is described in [56]. In contrast to the algorithm for mining assumptions in Section 5.2, these approaches rely on suitable expert input, such as specification templates and also predefined scenarios. Minimal assumptions have been proposed for repairing unrealizable specifications [53,24,54]. But the computation of minimal liveness assumptions is NP-hard. Assumption mining as developed in this paper has been influenced by recent work on constructing explicit definitions in the context of preprocessing and solving QBF formulas [57].

8 Conclusions

Structural synthesis for GXU is attractive for autogenerating correct-by-construction control programs. First, it supports the rule-like control specifications that are often found in stylized requirement specification languages for embedded control (EARS [58], CLEAR [2], FRET [28]) and also for information systems (Rimay [59]). Second, generated programs may be traced back to specifications as mandated by applicable safety engineering codes (IEC 61508, DO178C, ISO 26262). Third, the generated reactive programs are synchronous, and can therefore readily be integrated into current design flows by further compiling them into widely used design languages such as Scade, Lab-View, Simulink, and continuous function charts (IEC 61131-3) [41,23]. Alternatively, they might also be compiled into performant concurrent programs [60,61].

Control problems in the real world usually depend on real-time constraints. These can easily be added to GXU synthesis by considering Mealy machines extended with event clock constraints, and by consistency checks based on satisfiability modulo, say, an efficiently decidable theory of clock constraints. Similarly, the support of *data types* such as linear and non-linear arithmetic is essential for the specification of many *hybrid* and *resilient* controllers. But now solvers for a larger class of domain constraints can dominate the complexity of the underlying core synthesis algorithm.

The mining of assumptions on the basis of unrealizable cores has the potential to identify root causes of unrealizability. But we need more experience for capturing intended specifications based on both *strengthening* environment assumptions and, dually, *weakening* control guarantees.

References

1. Alistair Mavin, Philip Wilkinson, Adrian Harwood, and Mark Novak. Easy approach to requirements syntax (EARS). In *RE 2009*, pages 317–322.
2. Brendan Hall. A clear adoption of EARS. In *2018 1st International Workshop on Easy Approach to Requirements Syntax (EARS)*, pages 14–15, 2018.
3. Brendan Hall, Sarat Chandra Varanasi, Jan Fiedor, Joaquín Arias, Kinjal Basu, Fang Li, Devesh Bhatt, Kevin Driscoll, Elmer Salazar, and Gopal Gupta. Knowledge-assisted reasoning of model-augmented system requirements with event calculus and goal-directed answer set programming. *arXiv preprint arXiv:2109.04634*, 2021.
4. Levi Lúcio, Salman Rahman, Chih-Hong Cheng, and Alistair Mavin. Just formal enough? automated analysis of ears requirements. *NFM 2017*, page 427.
5. Chih-Hong Cheng, Yassine Hamza, and Harald Ruess. Structural synthesis for GXW specifications. In *CAV*, pages 95–117. Springer, 2016.
6. Chih-Hong Cheng, Edward A Lee, and Harald Ruess. AutoCode4: Structural controller synthesis. In *TACAS*, pages 398–404. Springer, 2017.
7. Kai Xie, Zijian Wei, Kang Yin, Songsong Li, Xinyan Yao, and Xiaoyu Zhou. Structural synthesis of PLC program for real-time specification patterns. *International Journal of Foundations of Computer Science*, 33(06n07):903–929, 2022.
8. Roderick Bloem, Barbara Jobstmann, Nir Piterman, Amir Pnueli, and Yaniv Sa’ar. Synthesis of reactive (1) designs. *Journal of Computer and System Sciences*, 78(3):911–938, 2012.
9. J Richard Buchi and Lawrence H Landweber. Solving sequential conditions by finite-state strategies. In *The Collected Works of J. Richard Büchi*, pages 525–541. Springer, 1990.
10. Michael O Rabin. Decidability of second-order theories and automata on infinite trees. *Transactions of the American Mathematical Society*, 141:1–35, 1969.
11. Martin Abadi, Leslie Lamport, and Pierre Wolper. Realizable and unrealizable specifications of reactive systems. In *ICALP*. Springer, 1989.
12. Amir Pnueli and Roni Rosner. On the synthesis of a reactive module. In *Proc. 16th Ann. ACM Symp. on the Principle of Programming*, 1989.
13. Aaron Bohy, Véronique Bruyere, Emmanuel Filiot, Naiyong Jin, and Jean-François Raskin. Acacia+, a tool for LTL synthesis. In *CAV*. Springer, 2012.
14. Emmanuel Filiot, Naiyong Jin, and Jean-François Raskin. Antichains and compositional algorithms for ltl synthesis. *Formal methods in system design*, 2011.
15. Barbara Jobstmann and Roderick Bloem. Optimizations for LTL synthesis. In *FMCAD*. IEEE, 2006.
16. Peter Faymonville, Bernd Finkbeiner, Markus N Rabe, and Leander Tentrup. Encodings of bounded synthesis. In *TACAS 2017*, pages 354–370. Springer.
17. Bernd Finkbeiner and Swen Jacobs. Lazy synthesis. In *VMCAI*. Springer, 2012.
18. Barbara Jobstmann, Stefan Galler, Martin Weiglhofer, and Roderick Bloem. Anzu: A tool for property synthesis. In *CAV*. Springer, 2007.
19. Sven Schewe and Bernd Finkbeiner. Bounded synthesis. In *ATVA*. Springer, 2007.
20. Orna Kupferman and Moshe Y Vardi. Safraless decision procedures. In *FOCS’05*. IEEE.
21. Chih-Hong Cheng, Yassine Hamza, and Harald Ruess. Structural synthesis for GXW specifications. In *CAV*. Springer, 2016.
22. Krishnendu Chatterjee, Thomas A Henzinger, and Barbara Jobstmann. Environment assumptions for synthesis. In *CONCUR*, pages 147–161. Springer, 2008.
23. Chih-Hong Cheng, Chung-Hao Huang, Harald Ruess, and Stefan Stattelmann. G4LTL-ST: Automatic generation of plc programs. In *CAV 2014*, pages 541–549. Springer.
24. Rajeev Alur, Salar Moarref, and Ufuk Topcu. Pattern-based refinement of assume-guarantee specifications in reactive synthesis. In *International Conference on Tools and Algorithms for the Construction and Analysis of Systems*, pages 501–516. Springer, 2015.
25. Davide G Cavezza and Dalal Alrajeh. Interpolation-based GR (1) assumptions refinement. In *TACAS*, pages 281–297. Springer, 2017.
26. Davide G Cavezza, Dalal Alrajeh, and András György. Minimal assumptions refinement for realizable specifications. In *FormalISE 2020*.
27. Dalal Alrajeh, Antoine Cailliau, and Axel van Lamsweerde. Adapting requirements models to varying environments. In *ICSE*, pages 50–61, 2020.

28. Rayna Dimitrova, Bernd Finkbeiner, and Hazem Torfah. Synthesizing approximate implementations for unrealizable specifications. In *CAV 2019*, pages 241–258. Springer, 2019.
29. Tom Baumeister, Bernd Finkbeiner, and Hazem Torfah. Explainable reactive synthesis. In *ATVA*. Springer, 2020.
30. Wenchao Li, Lili Dworkin, and Sanjit A Seshia. Mining assumptions for synthesis. In *MEMPCODE, 2011*. IEEE.
31. Alessandro Padoa. Essai d’une théorie algébrique des nombres entiers, précédé d’une introduction logique à une théorie déductive quelconque. In *Bibliothèque du Congrès international de philosophie*, volume 3, pages 309–365, 1901.
32. Jérôme Lang and Pierre Marquis. On propositional definability. *Artificial Intelligence*, 172(8-9):991–1017, 2008.
33. Jan Krajíček. Interpolation theorems, lower bounds for proof systems, and independence results for bounded arithmetic. *The Journal of Symbolic Logic*, 62(2):457–486, 1997.
34. Uri Klein, Nir Piterman, and Amir Pnueli. Effective synthesis of asynchronous systems from GR (1) specifications. In *VMCAI 2012*, pages 283–298. Springer.
35. Amir Pnueli and Roni Rosner. Distributed reactive systems are hard to synthesize. In *Proceedings [1990] 31st Annual Symposium on Foundations of Computer Science*, pages 746–757, 1990.
36. Nir Piterman, Amir Pnueli, and Yaniv Sa’ar. Synthesis of reactive (1) designs. In *VMCAI 2006*, pages 364–380. Springer.
37. Krishnendu Chatterjee, Thomas A Henzinger, and Jan Otop. Quantitative monitor automata. In *SAS 2016*, pages 23–38. Springer.
38. Dileep Kini and Mahesh Viswanathan. Limit deterministic and probabilistic automata for $\text{ltl} \setminus \text{gu}$. In *Tools and Algorithms for the Construction and Analysis of Systems: 21st International Conference, TACAS 2015, Held as Part of the European Joint Conferences on Theory and Practice of Software, ETAPS 2015, London, UK, April 11-18, 2015, Proceedings 21*, pages 628–642. Springer, 2015.
39. Daniel Kroening, Joël Ouaknine, Ofer Strichman, Thomas Wahl, and James Worrell. Linear completeness thresholds for bounded model checking. In *CAV 2011*, pages 557–572.
40. Daniel Gritzner and Joel Greenyer. Synthesizing executable PLC code for robots from scenario-based GR (1) specifications. In *STAF 2017*, pages 247–262. Springer, 2018.
41. Chih-Hong Cheng, Edward A Lee, and Harald Ruess. AutoCode4: structural controller synthesis. In *TACAS 2017*, pages 398–404. Springer.
42. Math Calculator. <https://www.emathhelp.net/en/linear-programming-calculator/>.
43. Friedrich Slivovsky. unique. <https://github.com/fslivovsky/unique>.
44. Andreas Katis, Grigory Fedyukovich, Huajun Guo, Andrew Gacek, John Backes, Arie Gurfinkel, and Michael W Whalen. Validity-guided synthesis of reactive systems from assume-guarantee contracts. In *TACAS*, pages 176–193. Springer, 2018.
45. Andreas Katis. *Formal Techniques for Realizability Checking and Synthesis of Infinite-State Reactive Systems*. PhD thesis, University of Minnesota, 2020.
46. Eugene Asarin, Oded Maler, Amir Pnueli, and Joseph Sifakis. Controller synthesis for timed automata. *IFAC Proceedings Volumes*, 31(18):447–452, 1998.
47. Orna Kupferman and Moshe Y Vardi. Model checking of safety properties. *Formal methods in system design*, 19:291–314, 2001.
48. Giuseppe De Giacomo, Moshe Y Vardi, et al. Synthesis for LTL and LDL on finite traces. In *IJCAI 2015*, pages 1558–1564, 2015.
49. Shengping Xiao, Jianwen Li, Shufang Zhu, Yingying Shi, Geguang Pu, and Moshe Vardi. On-the-fly synthesis for LTL over finite traces. In *AAAI*, volume 35, pages 6530–6537, 2021.
50. Shufang Zhu, Lucas M Tabajara, Jianwen Li, Geguang Pu, and Moshe Y Vardi. A symbolic approach to safety LTL synthesis. In *HVC 2017*, pages 147–162. Springer, 2017.
51. Jianwen Li, Kristin Y Rozier, Geguang Pu, Yueling Zhang, and Moshe Y Vardi. SAT-based explicit LTLf satisfiability checking. In *AAAI*, volume 33, pages 2946–2953, 2019.
52. Robert Könighofer, Georg Hofferek, and Roderick Bloem. Debugging unrealizable specifications with model-based diagnosis. In *Haifa Verification Conference*. Springer, 2010.
53. Krishnendu Chatterjee, Thomas A Henzinger, and Barbara Jobstmann. Environment assumptions for synthesis. In *CONCUR*. Springer, 2008.

54. Rajeev Alur, Salar Moarref, and Ufuk Topcu. Counter-strategy guided refinement of GR (1) temporal logic specifications. In *FMCAD 2013*, pages 26–33.
55. Rüdiger Ehlers. Symbolic bounded synthesis. *Formal Methods in System Design*, 40(2):232–262, 2012.
56. Ákos Hajdu, Tamás Tóth, András Vörös, and István Majzik. A configurable CEGAR framework with interpolation-based refinements. In *International Conference on Formal Techniques for Distributed Objects, Components, and Systems*, pages 158–174. Springer, 2016.
57. Friedrich Slivovsky. Interpolation-based semantic gate extraction and its applications to QBF preprocessing. In *CAV 2020*, pages 508–528. Springer, 2020.
58. Alistair Mavin Mav and Philip Wilkinson. Ten years of EARS. *IEEE Software*, 36(5):10–14, 2019.
59. Alvaro Veizaga, Mauricio Alferez, Damiano Torre, Mehrdad Sabetzadeh, and Lionel Briand. On systematically building a controlled natural language for functional requirements. *Empirical Software Engineering*, 26(4):79, 2021.
60. Edward A Lee and David G Messerschmitt. Synchronous data flow. *Proceedings of the IEEE*, 75(9):1235–1245, 1987.
61. Marten Lohstroh, Christian Menard, Soroush Bateni, and Edward A Lee. Toward a Lingua Franca for deterministic concurrent systems. *TECS*, 20(4):1–27, 2021.

Appendix

A Proofs

A.1 Proof of Lemma 4

Lemma 4 (Correctness and Completeness) For a GXU specification $Spec$ (in $V = V_{in} \cup V_{out}$) with completeness threshold k : $Cons^{j,k}(Spec)$ is satisfiable for all $0 \leq j \leq k$ if and only if $Spec$ is realizable.

Proof. For each j , let $A_j(\varrho_{k'_E}) \rightarrow G_j(\varrho_{k'_E})$ be the constraints of a Mealy machine obtained by the environment and $A_j(\varrho_{k'_S}) \rightarrow G_j(\varrho_{k'_S})$ be the one obtained by the system.

\Rightarrow : we proceed the proof that if for every $0 \leq j \leq k$, w_j over input variables and w'_j over output variables are satisfying $Cons^{j,k}$, then q is one of the accepting states where $(q, \langle w_j, w'_j \rangle)$ is a configuration represented by the Mealy machine with monitors. For simplifying, we use $A_j \rightarrow G_j$ to present the general case. By construction mentioned in Section 4.2, for each time point, the Mealy machine in Figure 2(2) and Figure 2(3) present such constraints: if A_j doesn't hold, the Mealy machines stay in q_0 , otherwise, it moves from q_0 to q_1 that is $A_j \wedge G_j$. Thus, we have that for each Mealy machines in Figure 2(2) and Figure 2(3) there must exist a configuration $(q, \langle w_j, w'_j \rangle)$ presented where $q \in \{q_0, q_1\}$ which are both accepting states. For the reaction pattern 1b, the corresponding Mealy machine is $\mathcal{T}_1 || \mathcal{T}_2$ where \mathcal{T}_1 is the similar to the previous case. G_j contains constraint $\theta_2(w'_k)$ that ensures T_2 moves to q_0 or q_2 . So each Mealy machine has such a configuration as $(q, \langle w_j, w'_j \rangle)$. Since $Cons^{j,k}$ is satisfiable, the consistency within these formulas is ensured i.e. no conflict within these configurations. The specification $Spec$ is realizable.

\Leftarrow : we prove that if every accepting configuration $(q, \langle w_j, w'_j \rangle)$ such that $c_0 \Rightarrow_{\mathcal{T}}^* (q, \langle w_j, w'_j \rangle)$ for every Mealy machine exist without any conflict i.e. the $Spec$ is realizable, then $Cons^{j,k}$ is satisfiable. By construction, $A_j \rightarrow G_j$ can be directly extracted by traversing the Mealy machine in Figure 2. That is, $A_j \rightarrow G_j$ holds for every j and there is no conflict i.e. $Cons^{j,k}$ is not unsatisfiable. The statement holds.

A.2 Proof of Lemma 5

Lemma 5 Let $Spec$ be a given GXU specification with completeness threshold k . The candidate Skolem functions $CSF^j(Spec)$ are Skolem functions of the consistency checks $Cons^{j,k}(Spec)$ if and only if the propositional formula $\Phi_{sko}^j(Spec)$ is valid for all $0 \leq j \leq k$.

Proof. \Rightarrow : We proceed the proof that if the candidate Skolem functions $CSF^j(Spec)$ are Skolem functions of the consistency checks $Cons^{j,k}$, the propositional formula Φ_{sko}^j is valid. Assume that the candidate Skolem functions are real Skolem functions i.e. for every existential variable y , the candidate Skolem function $F(y)$ is the Skolem function. Let $\exists V_{out}.\varphi(V_{in}, V_{out})$ be an existential quantifier in $\forall V_{in} \exists V_{out}.\varphi(V_{in}, V_{out})$, and let $CSF^j(Spec)$ be its corresponding candidate Skolem function. By the validity of the candidate Skolem functions, $CSF^j(Spec)$ satisfies $\varphi(V_{in}, F(y))$ for all $V_{in}, F(y) \in CSF^j(Spec)$. Therefore, $\exists V_{out}.\varphi(V_{in}, V_{out})$ is true for all assignments of universal variables, making Φ_{sko}^j a tautology. Thus, the statement holds from this direction.

\Leftarrow : We proceed the proof that if $\Phi_{sko}^j(Spec)$ is valid, the candidate Skolem functions $CSF^j(Spec)$ are Skolem functions of the consistency checks $Cons^{j,k}$. Assume that $\Phi_{sko}^j(Spec)$ is valid i.e. the propositional formula $\Phi_{sko}^j(Spec)$ is a tautology. Let

$\exists V_{out}.\varphi(V_{in}, V_{out})$ be an existential quantifier in $\forall V_{in}\exists V_{out}.\varphi(V_{in}, V_{out})$, and let $CSP^j(Spec)$ be its corresponding candidate Skolem function. Since $\Phi_{sko}^j(Spec)$ is a tautology, for any assignment of values to V_{in} , $\exists V_{out}.\varphi(V_{in}, V_{out})$ is true. This implies that $CSF^j(Spec)$ satisfies $\varphi(V_{in}, F(y))$ for all $V_{in}, F(y) \in CSF^j(Spec)$. Therefore, the candidate Skolem functions are valid solutions for the existential quantifiers, as they make the formula true for all assignments of universal variables. Thus, $CSF^j(Spec)$ are Skolem functions of the consistency checks $Cons^{j,k}$.

Thus, Lemma 5 holds.

A.3 Proof of Lemma 6

Lemma 6 A GXU specification $Spec$ with completeness threshold k is realizable if and only if $CSF(Spec)$ are Skolem functions for the consistency checks $Cons^{j,k}(Spec)$, for $0 \leq j \leq k$.

Proof. \Rightarrow : Assume $E \rightarrow S$ is realizable i.e. there exists a set of Mealy machines with monitors realizing $E \rightarrow S$ and there is no conflict within variables. Thus, the 2QBF formula $Cons^{j,k} = \forall V_{in}\exists V_{out}.\varphi(V_{in}, V_{out})$ is valid i.e. for any assignment of values to V_{in} , the existential quantifier is satisfied. Let $\exists V_{out}.\varphi(V_{in}, V_{out})$ be an existential quantifier in $Cons^{j,k}(Spec)$, and let $CSF^j(Spec)$ be its corresponding candidate Skolem function. So we have $F(y) \in CSF^j(Spec)$ acts as a witness for $\varphi(V_{in}, V_{out})$. Therefore, $CSF^j(Spec)$ are Skolem functions for Ψ under which the specification is realizable.

\Leftarrow : Assume S_y are the Skolem functions. Let $\exists V_{out}.\varphi(V_{in}, V_{out})$ be an existential quantifier in $Cons^{j,k}(Spec)$, and let $CSF^j(Spec)$ be the corresponding Skolem function. Since $F(y) \in CSF^j(Spec)$ are Skolem functions, they satisfy the existential quantifiers in $Cons^{j,k}(Spec)$, and $F(y)$ acts as a witness for $\varphi(V_{in}, V_{out})$ for all V_{in} . Therefore, there exists a strategy such that for any assignment of values to V_{in} , the existential quantifier is satisfied. So we have the 2QBF $Cons^{j,k}$ is valid i.e. there is no conflict within the Mealy machines. $E \rightarrow S$ is realizable.

Thus, Lemma 6 holds.

A.4 Proof of Theorem 1

Checking the validity of propositional formula (8) involves verifying the tautology of each clause when it is in CNF. This process is accomplished by examining every literal x in each clause to determine if a corresponding negation literal, $\neg x$, exists. The size of literal x in one clause depends on the number of all the variables i.e. $|V|$ such that $V = \{v \mid v \in (V_{in}[j] \cup V_{out}[j]), 0 \leq j \leq k\}$. Thus, the complexity comes from the cost of traversing a clause which can be finished in time $\mathcal{O}(|V| \cdot (|V| - 1))$ and the number of clauses we would have. For one formula, we have the constraints as the form $A_j \rightarrow G_j$, i.e. $\neg A_j \vee G_j$. Because G_j is a conjunction of word evaluations and literals, applying distributive law, we have the number of clauses based on the size of literals and word evaluations that is $\mathcal{O}(|V|)$. For a GXU specification $E \rightarrow S$ with variables in $V_{in} \cup V_{out}$, the size of clauses is $(|E| + 1) \cdot |S| \cdot |V_{in} \cup V_{out}| \cdot k \cdot |S|$. The cost is $(|E| + 1) \cdot |S| \cdot |V_{in} \cup V_{out}| \cdot k \cdot |S| \cdot (|V_{in} \cup V_{out}| \cdot k)^2$. The k is small enough. So the tautology checking can be decided in $\mathcal{O}(|E| \cdot |S|^2 \cdot |V_{in} \cup V_{out}|^3)$. The detailed complexity argument is provided as follows:

First, we review the procedure: For a given GXU formula $\varphi_E \rightarrow \varphi_S$ with input variable V_{in} and V_{out} .

1. To construct a Mealy machine with monitors. For the monitors, it will be $i + 1$ step i.e. $\mathcal{O}(i + 1)$. Then the procedure to build the Mealy machine 4 steps. Since the complexity to construct a Mealy machine is $\mathcal{O}(2^m)$ where m is the number of the states. In our case, m is 2. It cost $4(i + 1)$ to get a Mealy machine with the monitors.

2. The second step is to the threshold k of the GXU specification.
 3. tautology checking: determining skolem function can be reduced to tautology checking in our case. It can be solved as follows: Let Φ be in CNF format i.e. $\bigwedge_{m=1 \dots k} \varrho_m$
 - (a) For each clause $\varrho_m = l_{m,1} \vee l_{m,2} \dots l_{m,n}$ being the disjunction of literals.
 - (b) If there are some n_1, n_2 s.t. $l_{m,n_1} = \neg l_{m,n_2}$, mark the clause as a tautology
 - (c) If all clauses are marked, tautology, otherwise, not tautology.
 4. Then we need to check the size of encoded formula from the Mealy machine. The number of existential variable $V_{out} \times k$ and the size of universal variable is $V_{in} \times k$. For the further computation of the complexity, we first compute the size of the formula in CNF format. For every formula, we have:
 - reaction pattern (a): the size of clause of the formula is depending on the number of clause of $(output[j' + 1] \vee \neg m_1(\omega_{j'}))$. Since it is well defined, the number of clauses depends on the number of \wedge (size of the candidate Skolem function) i.e. the number of formulae corresponding to the output variable that is $|S|$ and the number of \wedge in each case of the candidate Skolem function whose worst case is for the strong until pattern with $|V_{in} \times k|$. So we have worst case $(|V_{in} \times k|) \times |S|$. The cost of tautology checking for each clause is $N \times (N - 1)$ where N is the number of literals for each clause. The worst case of N is $(|V_{in}| + |V_{out}|) \times k$. So we have the cost $((|V_{in} \times k|) \times |S|) \times ((|V_{in}| + |V_{out}|) \times k) \times ((|V_{in}| + |V_{out}|) \times k) - 1$.
 - reaction pattern (b): similar to the previous case. The constraints is for the form $\neg \theta_1(\omega_j) \vee \theta_2(\omega_{j+i}) \vee (\bigwedge_{j \leq j' \leq k-1} (output[j' + i] \wedge \neg \theta_2(\omega_{j'+i})) \wedge \theta_2(\omega_k))$. We don't need to unroll the formula. It can be checked by the induction of the $(output[j' + i] \wedge \neg \theta_2(\omega_{j'+i}))$ for $j' < k$. As mentioned above, the number of clauses for the candidate Skolem function is $(|V_{in} \times k|) \times |S|$. Taking $\neg \wedge_2(\omega)$ into consideration, the worst case for \wedge will be $(|V_{in} \times k|)$. So the worst number of clauses is $(|V_{in} \times k|) + (|V_{in} \times k|) \times |S|$. The cost of tautology checking for each clause is $N \times (N - 1)$ where N is the number of literals for each clause. The worst case of N is $(|V_{in}| + |V_{out}|) \times k$. Then we have $((|V_{in}| + |V_{out}|) \times k) \times (|V_{in}| + |V_{out}|) \times k - 1 \times (|V_{in} \times k|) + (|V_{in} \times k|) \times |S|$.
 - The liveness pattern only costs $(|V_{in} \times k|) + (|V_{in} \times k|) \times |S|$.
- For a GXU specification $E \rightarrow S$ i.e. $\bigwedge_{1 \leq j \leq m} \neg \varrho_j \rightarrow \bigwedge_{1 \leq j' \leq n} \eta'_{j'}$, the size of clauses for $\bigvee_{1 \leq j \leq m} \neg \varrho_j \vee \bigwedge_{1 \leq j' \leq n} \eta'_{j'}$ will be $(m + 1) \times n \times ((|V_{in}| + |V_{out}|) \times k) \times (|V_{in}| + |V_{out}|) \times k - 1 \times (|V_{in} \times k|) + (|V_{in} \times k|) \times |S|$. So, for the worst case, we have $(|E| \times |S|^2) \times ((|V_{in}| + |V_{out}|) \times k) \times (|V_{in}| + |V_{out}|) \times k - 1 \times (|V_{in} \times k|) + (|V_{in} \times k|)$. Then, we check the computation of the bound k . The cost of traversing a clique is shown in Table 1 where d is the diameter, rd is the recurrence diameter and n is the number of accepting states. Thus, the bound for reactive pattern (a) is $2 * 3$ i.e. 6.

Thus, the consistency checking can be solved in $\mathcal{O}(|E| \cdot |S|^2 \cdot |V_{in} \cup V_{out}|^3)$.

Linear Completeness Threshold Computation The completeness threshold for the Mealy machines in Figure 2 is based on the over-approximating the cost of traversing a clique proposed in [39] where n is the number of states, d is the largest distance between any two reachable states and rd is the length of a longest simple (loop-free) path. In our case, the clique containing an accepting state is both vacuously labelled and accepting.

Taking the GXU formula shown in Section 4 in a reaction pattern for example (Figure. 1). The given formula is $\mathbf{G}(a \wedge \mathbf{X}b \rightarrow \mathbf{X}b)$. The number of states is 2. they are vacuously labelled and accepting. The d in Table 1 is 1. According to Table 1, we have the completeness threshold for Mealy machine in Figure 1(A) is 1. Accordingly, the completeness threshold for the specification is 2 as the length of the monitor is 2.

Taking the GXU formula in reaction pattern 1b for example. The Mealy machines are in Figure 2(1) and Figure 2(4). The completeness of the one in Figure 2(1) is the

C vacuously labelled?	C accepting	cost[C]	cost _f [C]
no	no	$rd + 1$	∞
no	yes	$rd + 1$	$(n + 1)(rd + 1)$
yes	no	d	∞
yes	yes	d	$(n + 1)d$

Table 1: Over-approximating the cost of traversing a clique [39]

$$\begin{aligned}
(\phi_1) \quad & \mathbf{G}(out_1 \vee out_2) \\
(\phi_2) \quad & \mathbf{G}((b_1 \wedge f_1) \rightarrow \mathbf{X}(out_1 \mathbf{U} \neg b_1 \wedge f_2)) \\
(\phi_3) \quad & \mathbf{G}((b_2 \wedge f_2) \rightarrow \mathbf{X}(out_1 \mathbf{U} \neg b_2 \wedge (f_1 \vee f_3))) \\
(\phi_4) \quad & \mathbf{G}((b_3 \wedge f_3) \rightarrow \mathbf{X}(out_1 \mathbf{U} \neg b_3 \wedge f_2)) \\
(\phi_5) \quad & \mathbf{G}((b_1 \wedge f_2) \rightarrow \mathbf{X}(out_1 \mathbf{U} f_1)) \\
(\phi_6) \quad & \mathbf{G}((b_2 \wedge (f_1 \vee f_3)) \rightarrow \mathbf{X}(out_1 \mathbf{U} f_2)) \\
(\phi_7) \quad & \mathbf{G}((b_3 \wedge f_2) \rightarrow \mathbf{X}(out_1 \mathbf{U} f_3)) \\
(\phi_8) \quad & \mathbf{G}(\neg b_1 \vee \neg b_2 \vee \neg b_3 \rightarrow out_2)
\end{aligned}$$

Fig. 8: Reactive GXU specification for lift controller.

same to the example before. The one for Figure 2(4) involves a non-accepting state. Thus, the cost of visiting final clique is $(n + 1)d$ where the number of states n is 3, d is 2 and the completeness threshold is 6.

B Example of Lift Controller

Example 8 (Lift Controller [25]). A lift moves between three floors. The lift can only move one floor in each time step. For simplicity, we do not consider the case where the lift is on the third floor and button 1 is pressed, or the lift is on the first floor and button 3 is pressed. The input variables are b_i , for $i = 1, 2, 3$, for representing the status of the three buttons on each floor, and the variables f_i , for $i = 1, 2, 3$, are capturing the floor position of the lift. The output variables of the controller are out_1 and out_2 , where out_1 indicates that the motor is turned on, whereas out_2 denotes that the motor is turned off. The resulting GXU specification in Figure 8 does not contain any environment assumptions. Together, the formulas ϕ_2 , ϕ_4 and ϕ_7 can be read as follows: if the elevator is on the first or third floor and the button of the same floor is pressed then the motor is switched on until the elevator reaches the second floor.

C Details of Case study

The input output is as follows: input *blank* holds if a new blank arrives, *f.loc.feed* holds if the feed arm is at the feed belt, *i.pick* holds if the item can be picked up, *i.picked* holds if the item is picked up, *i.loc.press* holds if the item is at the press, *d.loc.deposit* holds if the deposit arm is at the deposit belt, and *f.release* holds if the feed arm releases an item to the press. Output *f.pick* holds if the feed arm picks an item up, *d.move* holds if the deposit is moving, *f.release* holds if the feed arm releases an item and *press* holds if the press is working. The propositional part of 2QBF can be obtained as:

$$\begin{aligned}
\varphi_1 : & ((\text{blank}[j] \wedge \neg f.\text{loc.press}[j+1]) \rightarrow \bigwedge_{j \leq j' \leq k-1} ((f.\text{arm.move}[j'+1] \\
& \wedge \neg f.\text{loc.press}[j'+1]) \wedge f.\text{loc.press}[k']) \\
\varphi_2 : & (f.\text{loc.feed}[j] \wedge \neg i.\text{picked}[j] \rightarrow f.\text{arm.pick}[j+1]) \\
\varphi_3 : & ((f.\text{loc.feed}[j] \wedge i.\text{picked}[j]) \wedge \neg(f.\text{loc.press}[j+1] \wedge \text{press_ready}[j+1]) \rightarrow \\
& \bigwedge_{j \leq j' \leq k'-1} ((f.\text{arm.move}[j'+1] \wedge \neg(f.\text{loc.press}[j'] \wedge \text{press_ready}[j']))) \\
& \wedge (f.\text{loc.press}[k'] \wedge \text{press_ready}[k'])) \\
\varphi_4 : & ((f.\text{loc.press}[j] \wedge \neg f.\text{loc.feed}[j]) \rightarrow \bigwedge_{j \leq j' \leq k'-1} f.\text{move}[j'+1] \wedge \neg f.\text{loc.feed}[j'+1]) \\
\varphi_5 : & ((f.\text{loc.press}[j] \wedge i.\text{picked}[j] \rightarrow \neg f.\text{move}[j+1]) \\
\varphi_6 : & ((f.\text{loc.press}[j] \wedge i.\text{picked}[j] \rightarrow f.\text{arm.release}[j+1]) \\
\varphi_7 : & ((\neg i.\text{picked}[j] \wedge f.\text{loc.press}[j] \wedge \neg f.\text{loc.feed}[j]) \rightarrow \\
& \bigwedge_{j \leq j' \leq k' \leq k} f.\text{move}[j'+1] \wedge \neg f.\text{loc.feed}[j']) \wedge \bigvee_{i \leq i' \leq k} f.\text{loc.feed}[i'] \\
\varphi_8 : & ((i.\text{loc.pressed}[j] \rightarrow \text{press}[j+1]) \\
\varphi_9 : & ((i.\text{loc.pressed}[j] \wedge \neg d.\text{loc.press}[j]) \rightarrow \\
& \bigwedge_{j \leq j' \leq k' \leq k} \neg d.\text{arm.pick}[j'+1] \wedge \neg d.\text{loc.press}[j']) \wedge \bigvee_{i \leq i' \leq k} d.\text{loc.press}[i'] \\
\varphi_{10} : & ((d.\text{loc.press}[j] \wedge \neg i.\text{picked}[j] \rightarrow d.\text{arm.pick}[j+1]) \\
\varphi_{11} : & ((i.\text{picked}[j] \wedge i.\text{loc.pressed}[j] \wedge \neg d.\text{loc.deposit}[j]) \rightarrow \\
& \bigwedge_{j \leq j' \leq k' \leq k} d.\text{move}[j'+1] \wedge \neg d.\text{loc.deposit}[j']) \wedge \bigvee_{i \leq i' \leq k} d.\text{loc.deposit}[i'] \\
\varphi_{12} : & ((d.\text{loc.deposit}[j] \wedge i.\text{picked}[j] \rightarrow \neg d.\text{move}[j+1]) \\
\varphi_{13} : & ((d.\text{loc.deposit}[j] \wedge i.\text{picked}[j] \rightarrow d.\text{arm.release}[j+1]) \\
\varphi_{14} : & ((\neg i.\text{picked}[j] \wedge d.\text{loc.deposit}[j] \wedge \neg d.\text{loc.press}[j]) \rightarrow \\
& \bigwedge_{j \leq j' \leq k' \leq k} d.\text{move}[j'+1] \wedge \neg d.\text{loc.press}[j']) \wedge \bigvee_{i \leq i' \leq k} d.\text{loc.press}[i']
\end{aligned}$$

C.1 Candidate Skolem functions of Case Study

$$\begin{aligned}
f.pick[m] &\leftrightarrow ((\neg \bigvee_{i=0}^{m-1} blank[i] \vee f.loc.feed[m-1]) \wedge \beta) \wedge ((f.loc.feed[m-1] \wedge \neg i.picked[m-1]) \vee \beta) \\
f.move[m] &\leftrightarrow ((\bigvee_{i=0}^m (f.loc.feed[i] \wedge i.picked[i]) \wedge \bigvee_{i=0}^m f.loc.press[i] \wedge \neg f.loc.feed[m] \wedge \neg f.loc.press[m] \\
&\quad \wedge f.loc.press[m-1]) \vee (\bigvee_{i=0}^m (f.loc.feed[i] \wedge i.picked[i]) \wedge \bigvee_{i=0}^m f.loc.press[i] \wedge \neg f.loc.feed[m] \\
&\quad \wedge \neg f.loc.press[m] \wedge i.picked[m]) \vee \beta)) \\
press[m] &\leftrightarrow (i.loc.press[m-1] \vee \beta) \\
d.pick[m] &\leftrightarrow ((\neg \bigvee_{i=0}^m i.loc.pressed[i-1] \vee d.loc.press[m]) \wedge \beta) \\
d.move[m] &\leftrightarrow (((\bigvee_{i=0}^{m-1} (i.picked[i] \wedge i.pressed[i])) \wedge \neg d.loc.deposit[m]) \vee \beta) \wedge ((\neg d.loc.deposit[m-1] \\
&\quad \vee \neg i.picked[m-1]) \wedge \beta) \wedge ((\bigvee_{i=0}^m (\neg i.picked[i] \wedge d.loc.deposit[i])) \wedge \neg d.loc.press[m-1])
\end{aligned}$$

C.2 Formulas after Skolemsize for Case Study

$$\begin{aligned}
&((\neg blank[j] \vee f.loc.feed[j+1]) \vee \left(\bigwedge_{j \leq j' < k_1-1} (\neg f.loc.feed[j'+1] \wedge \neg (\neg \bigvee_{i=0}^m blank[i] \vee f.loc.feed[j'+1]) \wedge \beta) \right. \\
&\quad \left. \wedge f.loc.feed[k_1] \right)) \wedge (\neg f.loc.feed[j] \vee i.picked[j] \vee ((\neg \bigvee_{i=0}^{j-1} blank[i] \vee f.loc.feed[j+1]) \wedge \neg i.picked[j] \\
&\quad \wedge f.loc.feed[m] \wedge \beta)) \wedge ((\neg f.loc.feed[j] \vee \neg i.picked[j] \vee ((f.loc.press[j+1] \wedge press_ready[j+1])) \vee \\
&\quad \left(\bigwedge_{j \leq j' < k_2-1} ((\neg f.loc.press[j'+1] \vee \neg press_ready[j'+1]) \wedge (\neg (f.loc.press[j'] \wedge i.picked[j']) \wedge \beta)) \right) \wedge (f.loc.press[k_2] \\
&\quad \wedge press_ready[k_2])) \wedge (\neg f.loc.press[j] \vee f.loc.feed[j+1]) \vee \left(\bigwedge_{j \leq j' < k_3-1} (\neg f.loc.feed[j'] \wedge (\neg (f.loc.press[j'+1] \wedge \\
&\quad \wedge i.picked[j']) \wedge \beta)) \right) \wedge f.loc.feed[k_3] \wedge ((\neg f.loc.press[j] \vee \neg i.picked[j]) \vee \neg (\neg (f.loc.press[j] \wedge i.picked[j]) \wedge \beta)) \wedge \\
&\quad ((\neg f.loc.press[j] \vee \neg i.picked[j]) \vee ((f.loc.press[j] \wedge i.picked[j]) \vee \beta)) \wedge (\neg i.loc.pressed[j] \vee (i.loc.press[j] \vee \beta)) \wedge \\
&\quad ((\neg i.loc.pressed[j] \vee d.loc.press[j+1]) \vee \left(\bigwedge_{j \leq j' < k_4-1} (\neg d.loc.press[j'+1] \wedge \neg ((\neg i.loc.pressed[j'] \vee d.loc.press[j'+1]) \wedge \beta) \right. \\
&\quad \left. \wedge d.loc.press[k_4] \right) \wedge (\neg d.loc.press[j] \vee i.picked[j] \vee ((\neg i.loc.pressed[j] \vee d.loc.press[j+1]) \wedge \beta)) \wedge ((\neg i.picked[j] \\
&\quad \vee \neg i.loc.pressed[j] \vee d.loc.deposit[j+1]) \vee \left(\bigwedge_{j \leq j' < k_5-1} (\neg d.loc.deposit[j'+1] \wedge ((\neg i.picked[j'] \vee \neg d.loc.deposit[j']) \wedge \beta) \right. \\
&\quad \left. \wedge d.loc.deposit[k_5] \right) \wedge (\neg d.loc.deposit[j] \vee \neg i.picked[j] \vee \neg ((\neg i.picked[j] \vee \neg d.loc.deposit[j]) \wedge \beta)) \wedge \\
&\quad ((\neg d.loc.deposit[j] \vee \neg i.picked[j] \vee ((d.loc.deposit[j] \wedge i.picked[j]) \vee \beta)) \wedge \\
&\quad ((i.picked[j] \vee \neg d.loc.deposit[j] \vee d.loc.press[j+1]) \vee \left(\bigwedge_{j \leq j' < k_6-1} (\neg d.loc.deposit[j'+1] \wedge ((\neg i.picked[j'] \\
&\quad \vee \neg d.loc.deposit[j']) \wedge \beta)) \wedge d.loc.press[k_6] \right))
\end{aligned}$$




Fig. 9: Synthesized production cell controller.

C.3 Unrealizable Core of Case Study

$$\begin{aligned}
 & \left(\bigwedge_{j \leq j' < k_1 - 1} (\neg \text{blank}[j] \vee f.\text{loc.feed}[j+1] \vee \neg f.\text{loc.feed}[j'+1] \vee i.\text{picked}[j'] \vee \neg f.\text{loc.feed}[j'+1]) \right) \wedge \\
 & \wedge (\neg \text{blank}[j] \vee f.\text{loc.feed}[j+1] \vee f.\text{loc.feed}[k_1]) \bigwedge \left(\bigvee_{i=0}^{j-1} \text{blank}[i] \vee f.\text{loc.feed}[j+1] \right) \wedge \neg i.\text{picked}[j] \wedge f.\text{loc.feed}[j] \bigg) \\
 & \wedge (\neg i.\text{loc.pressed}[j] \vee d.\text{loc.press}[j+1] \vee \neg d.\text{loc.press}[j+2]) \wedge \\
 & (\neg i.\text{loc.pressed}[j] \vee d.\text{loc.press}[j+1] \vee i.\text{loc.pressed}[j+1]) \wedge \dots \wedge (\neg i.\text{loc.pressed}[j] \vee d.\text{loc.press}[j+1] \vee \neg d.\text{loc.press}[k_4 - 1]) \\
 & \wedge (\neg i.\text{loc.pressed}[j] \vee d.\text{loc.press}[j+1] \vee i.\text{loc.pressed}[k_4 - 2]) \wedge (\neg i.\text{loc.pressed}[j] \vee d.\text{loc.press}[j+1] \vee d.\text{loc.press}[k_4]) \\
 & \wedge \left(\neg d.\text{loc.press}[j] \vee i.\text{picked}[j] \vee \neg i.\text{loc.pressed}[j] \vee d.\text{loc.press}[j+1] \right) \\
 & \bigwedge_{j \leq j' < k_5 - 1} (\neg (i.\text{picked}[j] \wedge i.\text{pressed}[j]) \vee \neg d.\text{loc.deposit}[j'+1]) \wedge \bigwedge_{j \leq j' < k_5 - 1} (\neg (i.\text{picked}[j] \wedge i.\text{pressed}[j]) \vee \\
 & \neg d.\text{loc.deposit}[j'-1] \wedge i.\text{picked}[j'-1]) \wedge (\neg (i.\text{picked}[j] \wedge i.\text{pressed}[j]) \vee \left(\bigvee_{i=0}^{j'-1} (\neg i.\text{picked}[i] \wedge d.\text{loc.deposit}[i]) \right) \wedge \\
 & \bigwedge_{j \leq j' < k_5 - 1} (\neg (i.\text{picked}[j] \wedge i.\text{pressed}[j]) \vee \neg d.\text{loc.press}[j'-1]) \wedge \bigwedge_{j \leq j' < k_5 - 1} (\neg (i.\text{picked}[j] \wedge i.\text{pressed}[j]) \vee \neg d.\text{loc.press}[j']) \\
 & \wedge (\neg (i.\text{picked}[j] \wedge i.\text{pressed}[j]) \vee d.\text{loc.deposit}[k_5])
 \end{aligned}$$