


Core QUIC: Enabling Dynamic, Implementation-Agnostic Protocol Extensions

Quentin De Coninck 
University of Mons (UMONS)
Mons, Belgium
quentin.deconinck@umons.ac.be

Abstract—While applications quickly evolve, Internet protocols do not follow the same pace. There are two root causes for this. First, extending protocol with cleartext control plane is usually hindered by various network devices such as middleboxes. Second, such extensions usually require support from all participating entities, but often these run different implementations, leading to the chicken-and-egg deployment issue. The recently standardized QUIC protocol paved the way for dealing with the first concern by embedding encryption by design. However, it attracted so much interest that there is now a large heterogeneity in QUIC implementations, hence amplifying the second problem.

To get rid of these deployment issues and to enable inter-operable, implementation-independent innovation at transport layer, we propose a paradigm shift called Core QUIC. While Core QUIC keeps compliant with the standardized QUIC protocol, it enforces implementation architecture such that any Core QUIC-supporting participant can be extended with the same, generic bytecode. To achieve this, Core QUIC defines a standardized representation format of common QUIC structures on which plugins running in a controlled environment can operate to extend the underlying host implementation. We demonstrate the feasibility of our approach by making two implementations Core QUIC-compliant. Then, we show that we can extend both with the same plugin code over several use cases.

I. INTRODUCTION

The story of the Internet showed that deploying new features in end-to-end protocols over the Internet is often difficult. Two main elements affect this. First, there are many middleboxes in the network affecting the behavior of communicating protocols. In-network devices often interact with the traffic based on its public metadata, such as packet headers. Extending TCP was shown to be difficult [1] since negotiated options are observable by in-network third-parties such as firewalls that may block them. Legacy network nodes also prevented protocols such as SCTP [2] from being broadly deployed.

Second, there is strong heterogeneity in the participating devices, coming from different vendors and shipping with diverse hardware and software. The Internet built its interoperability success thanks to open standards defining protocol messages and actions to take. Still, it enables very different implementation designs and transport protocols are often implemented in the operating system. Defining protocol extensions therefore requires willingness, cooperation and implementation efforts

This paper is an extended, technical report of the publication at the 2024 IFIP Networking’s SLICES workshop. If you consider citing this work, please refer to the SLICES workshop version.

from the various implementations’ maintainers, a process that usually takes years, when it succeeds [3].

Recently, the network community tackled the first middle-box issue by introducing QUIC [4], a UDP-based transport protocol with built-in encryption of not only the carried data, but also its protocol metadata. Thanks to this encryption, all control information, including extension negotiation, cannot be altered by middleboxes, making QUIC resilient to their interference. QUIC attracted a lot of interest, and there is now more than twenty publicly known implementations. This success reintroduces the previously discussed heterogeneity issue. To reach wide deployment, most of these implementations need to agree on the proposed feature, and then integrate it and deploy to devices. Only a few large actors can sustain such effort, constraining innovation into their hands.

To enable inter-operable, implementation-independent innovation at transport layer, we propose a paradigm shift called *Core QUIC*. While Core QUIC keeps compliant with the QUIC standard [4], it enforces implementation architecture such that **any Core QUIC-supporting participant can be extended with the same plugin** consisting in architecture-independent bytecode. In addition, Core QUIC addresses deployment and implementation concerns by enabling partial support and does not require major changes in the implementation’s internals. To achieve this, Core QUIC defines a standardized representation format of common QUIC structures on which plugins running in a controlled environment can operate to extend the underlying host implementation. By making **two different implementations Core QUIC-compliant**, we demonstrate the feasibility of our approach.

The paper is organized as follow. First, Section II introduces background on QUIC. Then, Section III details the architecture of Core QUIC. We describe our Core QUIC library implementation in Section IV and benchmark it in Section V. We demonstrate how plugins can extend our two Core QUIC implementations with several use cases in Section VI. Finally, Section VII discusses related works and Section VIII concludes the paper.

II. BACKGROUND ON QUIC

Our work focuses on QUIC, a transport protocol providing reliable and encrypted services atop UDP. To setup the encryption, QUIC connections rely on TLS 1.3 [5]. During the TLS handshake, QUIC endpoints advertise *transport parameters* to

communicate flow-control values as well as their support for specific QUIC features and extensions. Unlike TCP, except for a connection identifier in the header that remains in clear-text for routing purposes, the whole QUIC packet (i.e., most of the header and the payload) is encrypted and authenticated. The encrypted payload contains *frames*. These form the root QUIC messages, and they follow a type-value format. While the core specification allocates 30 values [4], there are 2^{62} possible type values. While the STREAM frames carry the application data, most of the frames are QUIC control information. The ACK frame acknowledges to the peer the reception of QUIC packets. The MAX_DATA frame advertises the flow-control limits. An endpoint can probe a network path using the PATH_CHALLENGE frame, expecting its peer to send back a PATH_RESPONSE. The PADDING frame increases the packet’s size without containing any information and is usually used to perform path MTU discovery.

III. DESIGNING CORE QUIC

The design of Core QUIC focuses on the easiness to pluginize the implementation. Specifically, the effort required by the QUIC maintainer to include all the pluginization mechanisms should be as minimal as possible. The easier the integration is, the higher the potential adoption of the system. Specifically, Core QUIC has the following design objectives.

Core QUIC can dynamically load features on a per-connection basis, regardless of the QUIC host implementation. The fundamental idea behind Core QUIC is to have implementations that can be tuned or extended without requiring binary change. While PQUIC [6] shares a similar idea, the development of its plugins is strongly tight to the PQUIC implementation. Instead, Core QUIC provides a common layer where any compliant implementation can be safely extended through the same plugin. Such a layer defines *routines* and *fields* that any QUIC implementation needs to expose.

Implementations can incrementally support Core QUIC. The story of the Internet taught us that successful solutions need to be easily deployable. Given the paradigm shift of Core QUIC, such a solution should be simple to integrate. Furthermore, QUIC implementations have very different internal architectures and some QUIC features may be harder to expose. To tackle this, initial Core QUIC support requires minimal changes to the QUIC implementation. The common layer exposition can then be incrementally implemented, and Core QUIC checks at plugin load time that all the requested elements are actually provided by the host implementation.

Core QUIC plugins operate in a safe architecture-independent environment. Plugins consist in bytecode that may have been written by anyone. They may contain unintentional mistakes or malicious content. To mitigate this, plugins operate in an isolated environment and cannot access memory outside of its scope.

Core QUIC supports the combination of non-overlapping plugins. In both TCP and QUIC, many extensions can be simultaneously enabled on a given session. Indeed, these usually provide orthogonal features and, when

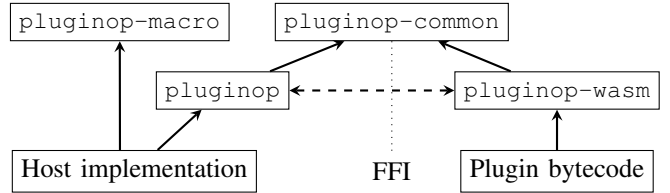


Fig. 1. Architectural view of the different components of `pluginop`. Plain arrows mean “uses”, dashed arrows mean “interacts”.

applicable, define extension-specific messages. Core QUIC keeps this property at the plugin level, as long as plugins do not override the exact same QUIC routine. Furthermore, these plugins can collaborate through a well-defined interface.

To achieve this, this paper introduces `pluginop`, a library enabling QUIC implementations to be dynamically extended through plugins. Figure 1 shows the four architectural components. The core `pluginop` library is the one a QUIC implementation needs to integrate to become Core QUIC-compliant. The remaining of this Section describes how these building blocks work together to define the protocol routines (Section III-A), to set up a common representation layer (Section III-B), to run plugins in a safe environment (Section III-C) and to integrate Core QUIC in an existing QUIC implementation (Section III-D).

A. Defining Protocol Routines

To provide programmability, Core QUIC defines hooks inside QUIC implementations. Such hooks are called *protocol routines* and correspond to operations that any QUIC implementation must provide. Each of these protocol routines define input parameters and, optionally, output values. The definition of such protocol routines introduces a trade-off. On the one hand, having numerous protocol routines enables fine-grained protocol tuning and extensibility. On the other hand, requiring support for a large number of protocol routines makes it harder for implementations to fully support Core QUIC, especially when dealing with different software architectures. Core QUIC protocol routines should be common to all implementations.

As Core QUIC’s initial goal focuses on providing extensions to any compliant QUIC implementation with a single bytecode, we put our attention on how QUIC negotiates them. QUIC endpoints advertise parameters and support for extensions through QUIC transport parameters, exchanged during the handshake. Such transport parameters follow a well-known type-length-value scheme. If both participants advertise the value, the extension is then enabled. Usually, the extension defines new QUIC frames with dedicated type values.

To interact with transport parameters, we introduce two protocol routines: *WriteTransportParameter* and *DecodeTransportParameter*. Each of these take as parameter the type of the transport parameter, i.e., an unsigned integer up to $2^{62} - 1$. Different plugins can then concurrently define new transport parameters having different type values. To make the host implementation aware of these new types, plugins advertise during their initialization their *transport parameter*

Algorithm 1 Protocol routines when sending frames.

```
for all frame reservations  $r$  do
  if ShouldSendFrame( $r$ .frame_type()) then
     $f \leftarrow$  PrepareFrame( $r$ .frame_type())
    if FrameWireLen( $r$ .frame_type(),  $f$ )  $\leq$  buf_len then
      if WriteFrame( $r$ .frame_type(),  $f$ ) = OK then
        OnFrameReserved( $r$ .frame_type(),  $f$ )
      end if
    end if
  end if
end if
end for
```

registrations. Such registrations enable Core QUIC to call *WriteTransportParameter* with these new types.

Once negotiated, the plugin can then define frames with a new type. Like transport parameters, the plugin advertises its *frame registrations* to make Core QUIC aware of these types. Core QUIC defines nine frame-related protocol routines, all taking as parameter the frame type. Algorithm 1 shows how these protocol routines operate when sending plugin-defined frames. When preparing a packet to be sent, the Core QUIC implementation collects all the frame registrations made by the loaded plugins. Then, for each registration, *ShouldSendFrame* indicates whether the specified frame should be considered for sending in the current packet. If so, *PrepareFrame* internally prepares the frame data structure. Note that this routine may also alter the sending processing, e.g., to stop sending packets for some reason (see, e.g., Sect. VI-B). Once the frame is prepared, *FrameWireLen* returns its size on the wire to let the core check that it can be written in a buffer of a given length. Then, *WriteFrame* writes the given frame in a buffer. If the writing process succeeded, Core QUIC confirms through the *OnFrameReserved* routine that the frame will be part of the sent packet. Once the packet sent, the plugin can later be notified whether the frame has been either acknowledged or declared as lost thanks to the *NotifyFrame* routine.

The receiving process, on its side, mainly consists of two protocol routines. The first, *ParseFrame*, takes the raw bytes of the buffer and converts it into an internal processable structure. The second, *ProcessFrame*, uses the internal structure to adapt the state of the running connection. Finally, the optional *LogFrame* enables the plugin to provide a textual description of the frame when the core routine requires some logging.

One could note that, despite being generic, some protocol routines could have been merged. For instance, *PrepareFrame*, *FrameWireLen*, and *WriteFrame* could have been combined into a single protocol routine, as some QUIC implementations do. However, other implementations have different internals where the frame scheduling and the on-wire conversion are performed by distinct modules. To ease its adoption, and because splitting a function into several smaller ones is usually a small effort, Core QUIC adopts this decomposed scheme.

In addition to the previous ones, Core QUIC defines three additional protocol routines. *Init* is used to initialize the plugin, e.g., to make registrations. *OnPluginTimeout* provides timer-

based callbacks and are further described in Section III-C. *PluginControl* serves as an external API, similar to `ioctl`, that can be called by other plugins or by the application.

While extensions usually define new behaviors with new protocol routines, they may also want to monitor routines without directly altering them, e.g., for logging purposes. Each protocol routine has three anchors. The **DEFINE** anchor sets the behavior of the protocol routine, and at most one plugin can attach to this anchor. The **BEFORE** and **AFTER** anchors defines hooks when calling and returning from the protocol routine, respectively. Multiple plugins can attach on the same **BEFORE** and **AFTER** anchors. However, unlike the **DEFINE** one, code loaded with these anchors cannot modify the Core QUIC host implementation state and does not output any value.

Finally, note that a plugin should not support a new frame if the extension is not supported by the peer. To achieve this, Core QUIC splits the plugin loading into two steps. Initially, only *Init*, *WriteTransportParameter* and *DecodeTransportParameter* are loaded. If the negotiation succeeds, or if no negotiation is needed, the plugin notifies Core QUIC that all the remaining routines can be loaded.

B. Specifying a Common Representation

Since plugins extend or tune running connections, they need to access their state, such as whether the connection is a server-side one or what is the congestion window value. To interact with Core QUIC implementations, plugins need a stable interface. This not only covers the routines (as described in Sec. III-A), but also the exposed data structures. For instance, from Alg. 1, *PrepareFrame* outputs a frame structure that is then taken as input of *FrameWireLen*, *WriteFrame* and *OnFrameReserved*. This frame structure may have different internal representations on the Core QUIC host implementation side, but the plugin must have a stable layout.

To define such interface, Core QUIC introduces two elements in the `pluginop-common` library shared by both the host implementation and the plugin. The first element consists in a list of all the QUIC fields that a plugin may access or modify. Such fields derive from the core specification of QUIC [4] and relate to different elements such as connection-wide (server-side connection,...), packet number space (next number to send,...) and recovery fields (the specification [7] lists such relevant metrics). As of February 2024, Core QUIC defines 43 fields. Depending on the host implementation internals, some fields can be harder to collect. Instead of requiring a complete support, Core QUIC implementations can only provide access to a part of these fields. When loading a plugin, Core QUIC checks that the host implementation supports all the requested fields. If it is not the case, the plugin is denied loading. Such an approach enables incremental Core QUIC compliance, hence easing its adoption.

The exposed fields contain different types. For instance, whether the connection is server-side is associated to a boolean, whereas the next packet number to send corresponds to an unsigned integer. Furthermore, protocol routines typically require inputs, as previously shown. To address this, the

second element of the Core QUIC interface consists in a list of data structure types that can be exchanged between the Core QUIC implementation and the plugin. Besides primitive types (boolean, integer,...), it also provides time-related structures, socket address structures and QUIC-specific fields such as frames. From the implementer perspective, the main effort is to write the conversion from the internal representation of the QUIC data structure to the Core QUIC one. Core QUIC follows the mapping of the QUIC specification [4] for its plugin-exposed structure, so such effort is in practice limited.

Note that plugins may need to exchange raw bytes with the Core QUIC host implementation. Because Core QUIC wants to keep isolation between the host implementation and the plugin, it introduces a specific `Bytes` type in the stable data structure list. This type corresponds to a structure holding three fields: a tag referring to the raw bytes to exchange and the maximum length that can be read or written in these raw bytes, respectively. Such an approach enables Core QUIC to provide a capability-based approach for interactions between the host implementation and the plugin.

C. Running Plugins

To dynamically extend the behavior of an implementation, Core QUIC introduces an environment in which the extension bytecode can be safely executed. Such an environment must cope with two main concerns. First, it should abstract the plugin from the actual computer system it runs. Second, as plugins are bytecode external from the Core QUIC host implementation, it should provide isolation mechanisms as well as monitoring capabilities.

In the scope of software-based network protocol programmability, previous works [3], [6] relied on user-space version of the eBPF Virtual Machine (VM) due to its popularity in the Linux kernel [8]. While the in-kernel eBPF has now a mature support (verifier, BPF Type Format,...), it bases on features provided by the Linux kernel. The integration for other applications requires consequent effort that is error-prone such as memory management and isolation. Instead, to run plugins, Core QUIC relies on WebAssembly (Wasm) [9]. Unlike eBPF, Wasm was designed with security in mind [10]. While initially scoped for the web browsers, it is also empowering embedded devices [11] and blockchain [12] usecases.

A Core QUIC plugin consists in a Wasm module and contains several sections. The most important ones are the code, the imported functions, the exported functions, and the memory. The code section contains the instructions defining the plugin behavior. The exported functions define entry-points where the module can be called. The imported functions correspond to the required API for its execution. The module also has a specific linear memory storing its persistent data.

A plugin defines the different hooks it wants to attach thanks to its exported functions. Specifically, the functions follow a naming convention to determine to which protocol routines they want to be attached. When loading the plugin, Core QUIC's `pluginop` checks the different plugin's exported

TABLE I
SUMMARY OF THE CORE QUIC API AVAILABLE TO PLUGINS.

Category	Purpose
Getters/Setters	Interact with Core QUIC session
<code>get_input/save_output</code>	Parameter communication
Bytes API	Raw bytes reading/writing
File system API	Read and write persistent files (logs,...)
Registration API	Notify new types to host implementation
<code>enable_plugin</code>	Fully enable all routines (negotiated)
Time API	Provide timer-based callbacks

functions and maps their name to the associated protocol routine. For instance, a function with name `write_frame_aa` will be loaded at the `DEFINE` anchor of the **WriteFrame** protocol routine with frame type `0xAA`. Similarly, the exported function `after_process_frame_2` corresponds to the `AFTER` anchor of the **ProcessFrame** routine with type 2 (i.e., ACK frames). Except their name, all exported functions follow the same signature by having a single integer input and a single integer output. This output value notifies to the Core QUIC host implementation whether the plugin's function correctly performed its routine or failed with an error code.

However, the plugin bytecode needs further support from Core QUIC to interact with the host implementation. All these required features are listed in the imported functions of the plugin. To ease their development, Core QUIC introduces to plugins the `pluginop-wasm` library that takes care of listing the required import functions. Furthermore, it offers a safe interface to plugins by abstracting the Foreign Function Interface (FFI) internals and makes Core QUIC data structures available through the Wasm linear memory. The offered plugin's API is summarized in Table I. It includes getting and setting Core QUIC session's state, fetching and saving protocol routine-specific inputs and outputs, and reading/writing raw bytes or files. The Core QUIC API also provides functions to register transport parameter and frame types and to fully activate the plugin (see Sec. III-A). Finally, the Core QUIC API enables plugin to register timers along with callback functions. These timers are then considered in the Core QUIC host implementation to let a plugin wake the stack.

However, given the external nature of the plugin bytecode, Core QUIC implementations may want to restrict parts of the API made available. For instance, a host implementation may prevent untrusted plugins from accessing sensitive session's fields, such as cryptographic keys. Core QUIC adopts a capability-based permission system whose rights are determined by the host implementation. Different permissions can be provided on a per-plugin basis, enabling different levels of trust in the loaded plugins. If a plugin tries to access a forbidden field or API, the running environment will deny access by returning an error code to the plugin.

D. Making Implementations Core QUIC-Compliant

To support Core QUIC, a QUIC host implementation needs to integrate the three previously discussed elements: *i*) turning internal functions into protocol routines, *ii*) adding conversion

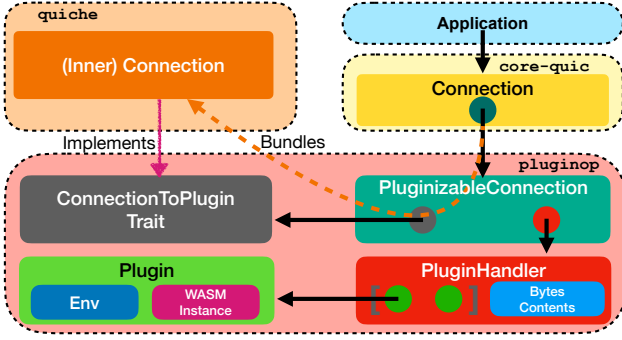


Fig. 2. The architecture of `pluginop`. Black arrows mean "contains".

functions from internal data structures to Core QUIC ones, and *iii*) embedding the plugin environment runtime. The `pluginop` library eases this process by fully taking care of *iii*), remaining for the implementer to focus on *i*) and *ii*).

To turn an internal function (e.g., the one processing incoming frames) into a protocol routine, the implementer performs the following steps. First, she wraps the content of the exposed function in an internal function. Then, the original function first checks if a plugin is attached to the related protocol routine with the given parameter. If so, the parameters of the functions are converted to the Core QUIC representation to be processable by the plugins. Related plugin code can then be called at their related anchors thanks to the `pluginop` library. If the protocol routine outputs values, the Core QUIC data structures are then converted back to the host implementation ones. Note that if there is no plugin for the protocol routine with the **DEFINE** anchor, the function then calls the wrapped internal function holding the original function behavior.

While the code performing data structure conversions is typically a purely additive change, the remaining changes are not. To limit the codebase changes, and indirectly human mistakes, Core QUIC comes with a `pluginop-macro` library defining macros that automate such code changes at compilation time. Turning a function into a protocol routine is then made with a single line of code, making Core QUIC adoption easier. Note that the implementer may need to add new code, e.g., to support sending new frames as depicted by Algorithm 1, but without requiring modification of the remaining code base.

IV. IMPLEMENTATION

To make Core QUIC concrete, we implemented the different architectural components depicted in Figure 1. We rely on the Rust language [13] as it enforces safety in performance-critical software. Each of the blocks in Figure 1 has been implemented as a Rust library. To make an implementation Core QUIC-compliant, it needs to integrate the `pluginop` library in its code base. Figure 2 depicts the internal architecture of the `pluginop` library. To make a session pluginizable, the implementer needs to wrap the connection structure into a `pluginop`'s `PluginizableConnection`. This structure

contains two fields. The first is a `PluginHandler` that handles all the processing required by the dynamic pluginization. The second is the original connection structure itself. Note that the `PluginizableConnection` requires the original connection structure to implement the `ConnectionToPlugin` trait. This trait contains two methods that establishes a common interaction between the pluginization engine and the QUIC implementation. Concretely, these allow getting and setting connection fields (as defined by `pluginop-common`) based on a serialized value. Note that this original connection structure is agnostic to whether plugins are loaded or not.

The `PluginHandler` structure takes care of the pluginization process. It is generic with relation to the actual QUIC implementation, as it only operates on the `ConnectionToPlugin` trait. When a plugin wants to augment a Core QUIC session, it is inserted in the `PluginHandler`. A `Plugin` structure is created and contains the `Wasm` instance along with a plugin-specific environment (e.g., the permission it has regarding fields and API it can access, its inputs/outputs,...). Our `pluginop` library relies on the `wasmer` `Wasm` engine [14] to execute the plugin bytecode, and on its `Singlepass` `Wasm` compiler. When calling a protocol routine, `PluginHandler` checks if a `Plugin` provides the requested routine in **DEFINE** anchor. If so, the related bytecode is then executed, and its result given back to the caller. Furthermore, the `pluginop` library provides the API required by the plugins to be run.

The common structures are provided by the `pluginop-common` library. It notably defines the only type, `PluginVal`, communicated between the host implementation and plugins. Practically, `PluginVal` is an enum whose each variant corresponds to a concrete, operable type. Similarly, the list of connection fields that a plugin can interact with is also implemented as an enum.

While plugins correspond to `Wasm` modules, their source code may be in any language. However, relying on unsafe languages such as C may lead to exploitable `Wasm` bytecodes [15]. A whole range of safety efforts can be prevented, by design, by relying on Rust. Therefore, we propose to plugin developers to write their source code in safe Rust. Yet, the `Wasm` external functions rely on the Foreign Function Interface (FFI) which is, by essence, unsafe to use. To mitigate this, the `pluginop-wasm` Rust library handles all the serialization concerns related to the FFI and provides a safe abstraction on which plugins can be built. In addition, the `pluginop-wasm` exposes the Core QUIC data structures defined by the `pluginop-common` library.

Table II quantifies the implementation effort of Core QUIC. Overall, the generic libraries represent about 3250 lines of Rust code. Most of the complexity lies in the `pluginop` library. The `pluginop-common` library mostly defines structures and enumerations to be used by other libraries and the plugins.

A. Integration into QUIC Implementations

To demonstrate the generality of Core QUIC's protocol routines and the applicability of `pluginop`, we make two

TABLE II
SUMMARY OF CODE CONTRIBUTION, EXCLUDING COMMENTS AND WHITESPACES.

Component	# Lines of Rust code
Core host-side library <code>pluginop</code>	1700
Macro helpers <code>pluginop-macro</code>	400
WebAssembly-side library <code>pluginop-wasm</code>	430
Common structure library <code>pluginop-common</code>	730

QUIC implementation Core QUIC-compliant. First, we focus on the Cloudflare’s `quiche` implementation providing a library to be integrated in networking applications to perform QUIC. Second, we look at the `quinn` implementation offering a complete QUIC network abstraction for applications. Due to the QUIC complexity, many implementations abstract the I/O interactions from the QUIC logic. This is the case for the `quiche` implementation, and `quinn` delegates the protocol logic handling in the `quinn-proto` library. Similar approaches are also taken by other QUIC implementations, such as Amazon’s `s2n-quic` and Mozilla’s `negot`.

Ideally, the integration effort of Core QUIC into existing implementations should be low. This translates into two concrete properties. First, the public API offered by these stacks should not introduce any breaking changes, such as structure or function renaming. Second, the code diff should be as low as possible, and with only purely additive changes when possible. Figure 2 shows how `pluginop` integrates with the `quiche` implementation. To make it pluginizable, its `Connection` structure needs to implement the `ConnectionToPlugin` trait and some of its internal functions should be converted to protocol routines thanks to macros provided by the `pluginop-macro` library. Overall, this introduces a code diff of +1043, -46 over a code base of 38000 lines of Rust code. More than half of the additive changes are related to conversion code between internal data structures and Core QUIC’s ones. To let applications benefit from the Core QUIC-compliant `quiche` version, we wrote a 100-line `core-quic` library exposing public `quiche` API along with functions to insert plugins on a per-session basis. These applications then simply need to rely on the `core-quic` library instead of the `quiche` without further code modification. Such results suggest reasonable efforts to deploy Core QUIC in `quiche`.

Making the `quinn` implementation Core QUIC-compliant only requires changes in the internal `quinn-proto` library, leading to a code diff of +1184, -253. These are still mostly additive changes, and the large negative change is due to the wrapping of 200 lines of code into a dedicated function. Yet, such changes remain reasonable for Core QUIC integration.

V. MICRO-BENCHMARKS

Core QUIC provides increased protocol flexibility and tuning. Still, the pluginization mechanisms introduced by Core QUIC, i.e., providing new behaviors by the dynamic injection of Wasm bytecode, brings some computational overhead. To quantify it, we focus on the `pluginop` library and perform various benchmarks to quantify the overhead brought by each

TABLE III
PLUGINOP’S MICRO-BENCHMARKS.

Benchmark name	Median time
A - Empty <code>wasmer</code> call	37.5 ns
B - Empty plugin call	75 ns
C - Plugin arithmetic operations	204 ns
D - Set inputs and get outputs	710 ns
E - Native send and receive	171 ns
F - Plugin send and receive	2.46 μ s
G - Full <code>MAX_DATA</code> plugin loading	1.36 ms

of provided features. These benchmarks were performed using the Rust’s `criterion` benchmark library. Table III reports the median time over 100 runs of each benchmark after a warm-up phase of 3 seconds running on an Apple MacBook Pro M1 with 16 GB of RAM.

Our first benchmark (**A**) calls through `wasmer` a Wasm function that directly returns. This base overhead is due to the trampoline processing when switching from the native execution environment to the Wasm one. Our second benchmark (**B**) consists in calling the same function through `pluginop`. Compared to **A**, there is additional overhead due to fetching the Wasm function from the `Plugin` structure and clearing previous `PluginVal` inputs and outputs. Our third experience (**C**) calls two plugin functions. The first call sets two integers directly in the plugin’s memory. Then, the second plugin call computes the four basic arithmetic operations on these stored integers and provides the result back to the caller. Compared to **B**, the processing time increase comes from the call to two functions and the processing overhead of the computations. Our fourth experience (**D**) performs the same operations as **C**, except that inputs and outputs are now passed using the `PluginVal` common type. The increased overhead is caused by the serialization and the deserialization of the two inputs and the four outputs between the host implementation and the Wasm environment (about 80 ns per parameter). These operations also involve memory copies of the `PluginVal` structure into the plugin’s linear memory that are not present in the previous benchmark.

With the understanding of these base tests, we now extend our benchmarks to the more representative use case of sending and receiving frames. We implement a mocked `Connection` structure that simply sends frames following Algorithm 1 and processes the received frames as described in Section III-A. The whole process involves seven protocol routines. The first benchmark variant (**E**) consists in the native execution of both the sending and the receiving process when only a `MAX_DATA` frame is required. The second one (**F**) corresponds to the same scenario, except that all the required protocol routines are provided by a plugin. This, considering the parameter communication, suggests a mean per-plugin call overhead of 350 ns, which is in line with the previous results.

Finally, there is overhead when loading plugins, i.e., the compilation and the instantiating of a Wasm bytecode by the execution engine. When relying on the `Singlepass` compiler, the plugin loading is in the order of the millisecond (**G**). This

TABLE IV
STATISTICS ABOUT THE IMPLEMENTED PLUGINS.

Use case	# Rust LoC	Bytecode size
ACK logger (§ VI-A)	74	35.9 KB
Privacy padding (§ VI-B, § VI-E)	131	43.3 KB
Probe path (§ VI-C)	112	48.9 KB
BDP Frame (§ VI-D)	170	55.8 KB
DUMMY frame (§ VI-E)	192	63.0 KB

overhead only happens at the beginning of the session and caching techniques may be applied to reduce it. Note that we could have relied on a compiler providing more efficient compiled code. While the LLVM-based compiler enables protocol routine calls to be about 25 % faster according to our benchmarks, the plugin loading time faces a 50× increase.

VI. EXPLORING USE CASES

This section now provides some examples of use cases that Core QUIC can currently provide. Each of the discussed use case has been tested on our two Core QUIC-compliant implementations, namely `quiche` and `quinn`. Table IV provides some statistics about the implemented plugins that are discussed in this Section. Note that each of the plugin bytecode have a size of at least 30 KB. This is due to the (de)serialization code required to process the `PluginVal` structure. Further optimization is possible but is left as future work. All these plugins work with both our Core QUIC-compliant implementations based on `quiche` and `quinn`. Unless otherwise stated, we rely on the example client and server provided by each implementation.

A. Frame Logging

Because of its encrypted nature, it is very hard to analyze a QUIC network trace without having access to the encryption keys. Usually, QUIC implementations can output logs [16] to let operators debug their sessions. Core QUIC can also help in this process by embedding the logging process in a plugin. Such a plugin relies on the **BEFORE** and **AFTER** anchors of protocol routines to log the different events in a file. We implemented a prototype of such a logger reporting ACK frame events, showing that Core QUIC can provide monitoring capabilities without altering the core QUIC behavior.

B. QUIC-based Privacy Solution

Although QUIC encrypts all the control and application data, it is still exposed to privacy concerns. Packet sizes and timestamps are side-channel information that can be leveraged to build, e.g., website fingerprinting tools [17], [18]. The observer can map a website by translating the network trace into a feature vector. A classification algorithm then determines if the feature vector is similar to a website’s one.

To counter such fingerprinting, endpoints could adopt website-fingerprinting defenses consisting in padding and delaying packets sent by the participating entities. To show how Core QUIC can contribute to this field, we built a plugin that pads all packets to the MTU size (using `PADDING` frames)

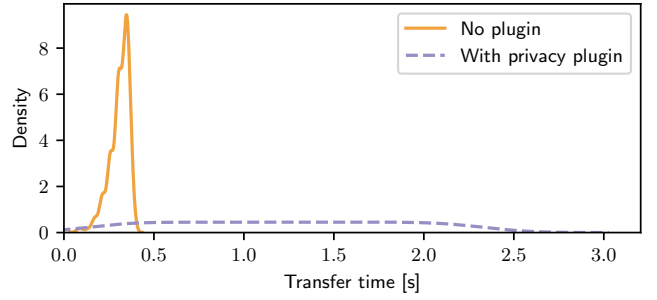


Fig. 3. Time distribution of client’s packets of a 500 KB download.

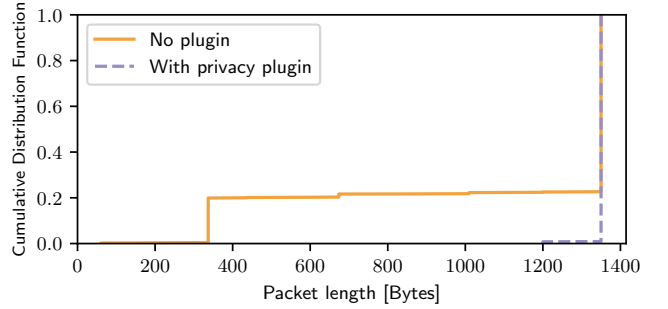


Fig. 4. Size distribution of server’s packets of a 500 KB download.

and adds random delay between sent packets. To achieve such packet delaying, Core QUIC relies on the plugin return value of the `PrepareFrame` routine to halt the batch of packet sending. The exact delaying is then controlled by the Time API provided to the plugin as suggested by Table I. When the plugin timer fires, Core QUIC invokes the `OnPluginTimeout` behavior provided by the plugin, which then enables further packet sending. Note that this plugin, while altering the sending logic, does not introduce any extension frame. Therefore, it can be enabled without handshake negotiation and such a feature can be deployed on only one participating endpoint.

To evaluate its impact, we perform a Mininet [19] evaluation between a `quinn` client and a `quiche` server connected through a 50 Mbps, 40 ms RTT network path. We study a file download of 500 KB. We consider two setups. First, the regular behavior of the unmodified implementations. Second, the situation where both the `quinn` client and the `quiche` server are tuned by the same Core QUIC plugin that pads and delays sent packets. For each variant, we perform 30 runs. Figure 3 shows that the unmodified time distribution of the client’s sent packets is driven by the received server’s packets whose follow the typical Cubic’s slow start increase. The random delay introduced by the plugin breaks this pattern by flattening and expanding the probability density function curve. A similar result is observed for the time distribution of server’s sent packets. Besides, Figure 4 shows that server’s packets have their size following the congestion control limitation. The injected plugin hides such information by padding all the

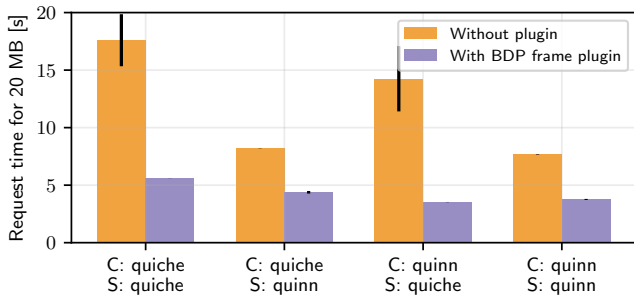


Fig. 5. The BDP frame plugin enables the server to directly operate to a suitable operating state.

packets¹ to the MTU size of the network path, i.e., 1350 bytes. This shows the potential that Core QUIC brings to develop dynamic countermeasures to such traffic fingerprinting.

C. Application-controlled Network Probing

Existing QUIC implementations provide different APIs. An application may want a feature that its serving implementation does not give access. As an example, an application facing an idling connection may need to probe its network path. There is two ways to achieve this in QUIC. A first way consists in sending a PING frame, which elicits an ACK frame from the peer. The second one implies sending a PATH_CHALLENGE frame and the peer replies with a PATH_RESPONSE one. Our prototype plugin implements the second approach. It provides a **PluginControl** API where the application can request the sending of the probe. Another **PluginControl** entry point enables the application to get the experienced latency between the PATH_CHALLENGE and the PATH_RESPONSE.

D. Optimizing QUIC in Large RTT Scenarios

QUIC brings interests to operate it in challenging environment such as satellite or interplanetary communications. While such environments may provide large bandwidth, the distance between endpoints implies a consequent latency affecting the communication’s experience. The congestion control’s slow-start process usually takes several RTTs before operating on the available bandwidth, implying large delays for short transfers. A recent proposal [20] suggests defining a frame where the server advertises to the client its congestion control state to properly operate in such environment. When initiating a new connection to the same server, the client can then send back the frame to the server to allow it to resume its congestion control state and directly operate at the target rate.

We implement the proposed BDP frame idea in a Core QUIC plugin. Because it introduces new mechanisms, it requires negotiation using the QUIC transport parameters, and the plugin is only enabled when the peer advertises its support. This plugin covers all transport parameters and frames protocol routines. To evaluate its potential benefits, we consider a Mininet scenario where endpoints are connected to a 50 Mbps,

¹Except the QUIC Initial packets being 1200-byte long.

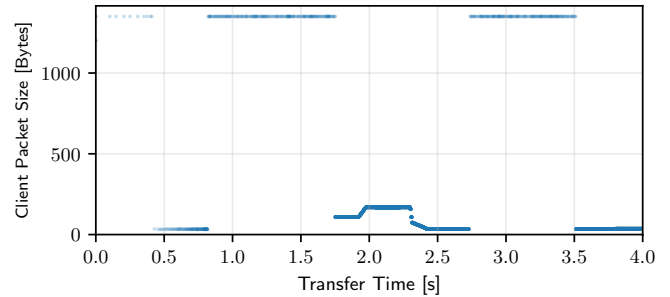


Fig. 6. Occurrences of client’s packets when combining the DUMMY frame extension with the privacy padding one.

500 ms RTT network path. We consider the four possible setups where the quinn and quiche implementations operate as the client and/or the server. For each case, we compare the default behavior of the implementations with the one provided by our plugin. Each distinct case is run 20 times. Figure 5 shows the median and the standard deviation of the transfer time to download a 20 MB file. In such a large RTT scenario, a lot of time is wasted in probing the network capacity and the transfer completes when the quinn server finally reaches its target rate. Our experiments report that the Cubic implementation in the quiche server badly behaves in such cases and often exits the slow start phase without reaching the optimal value. When the BDP frame is introduced by the plugin, the server can directly reuse the optimal congestion control state for the scenario and the transfer time considerably decreases in all implementation configurations.

E. Combining Extensions

One of the Core QUIC design goals is to support the inclusion of multiple plugins providing orthogonal extensions. All the previously discussed plugins can be injected over a single connection to merge their functionalities. But plugins can also cooperate between each other’s. To illustrate this, we setup the following toy case. The privacy padding plugin has a **PluginControl** routine letting the caller to dynamically enable the packet padding and delaying features over the session. We then define a new plugin introducing a DUMMY frame. If after the handshake both endpoints support it, the plugin makes the host send this new frame, containing no data, only when there is no other DUMMY frame in-flight. This implements a once-per-perceived-RTT sending logic. Every four received DUMMY frame, the endpoint calls the **PluginControl** routine related to the privacy padding plugin to toggle its activation. Note that if the routine is not provided, e.g., because the privacy padding plugin is not loaded over the connection, the caller is simply notified that the behavior is not available.

To visualize this feature, we consider a scenario where the quiche client loads both the privacy padding and the DUMMY frame plugins, while the quinn server only inserts the DUMMY frame one. We consider a scenario where endpoints are connected by a 50 Mbps, 100 ms RTT network

path. Figure 6 shows the time and the size of packets sent by the client for a given run. Initially, the privacy plugin pads the client's packets to the MTU size. After about 400 ms, the client received four DUMMY frames from the server and disabled the privacy plugin, leading to much smaller packets. Then, about 400 ms later, the privacy plugin is enabled again. This toggling continues until the end of the transfer, but this later tends to happen every second. This is due to the Cubic's server congestion control that saturates the path, and the network buffer introduces queuing delay, increasing the perceived RTT. The client packets between 1.75 s and 2.5 s contains large ACK frames with up to 70 ACK blocks. These illustrate packet losses due to the saturation of the network buffer. Our results thus demonstrate that such plugins can be isolated while providing a cooperative interface between them.

VII. RELATED WORKS

In the late 90s, there were a strong interest in building active networks where network protocol operations could be extended by letting network nodes execute bytecode included in the exchanged packets [21], [22]. However, such approaches faced limited deployment, notably due to security considerations [23]. Still, this idea of reconfigurable network nodes led to the development of more mature solutions such as Software Defined Networks [24] and P4 [25]. These approaches target network layer solutions and usually require specific hardware. At the transport layer, there were previous attempts in making configurable and extensible transport protocols [26], [27]. These were not widely deployed for several reasons (unencrypted protocols, very specific implementation architecture,...). With the rise of the QUIC protocol, researchers [6] proposed PQUIC to dynamically extend a QUIC implementation with plugins executed by a virtual machine. However, plugins are tight to the researchers' implementation and PQUIC relies on a core hash-table holding all exposed operations, requiring large implementation changes. More recently, Wirtgen et al. [3] proposed xBGP, a solution to dynamically extend BGP implementations with a same plugin. While xBGP has similar ideas, Core QUIC focuses on the QUIC protocol and relies on different building blocks, e.g., to run plugins. There are also orthogonal works applying dynamic programmability in other encrypted protocols [28], [29].

VIII. CONCLUSION

This paper presented Core QUIC, an extension to the QUIC standard that enables its compliant implementations to be dynamically extended by a common, implementation-agnostic plugin. Once deployed, Core QUIC nodes provides protocol tuning and extensibility without requiring any change to the implementation's binary. We demonstrated that such an approach is deployable by making two different QUIC implementations Core QUIC-compliant with limited code base changes. We also showcased a few use cases where a same plugin can extend both Core QUIC-compliant implementations.

We believe Core QUIC addresses the transport protocol extensibility inertia. While it can be deployed at both sides,

Core QUIC is well-suited for client implementations, often being out of control, and server can then natively implement extensions they want to support. Our future works include making more QUIC implementations Core QUIC-compliant to strengthen the genericity of the API and extending Core QUIC to cover more complex use cases requiring more than operations on frames.

Artifacts available: <https://core-quic.github.io>.

REFERENCES

- [1] M. Honda *et al.*, "Is It Still Possible to Extend TCP?" in *ACM IMC '11*, 2011, pp. 181–194.
- [2] L. Budzisz *et al.*, "A taxonomy and survey of SCTP research," *ACM Computing Surveys (CSUR)*, vol. 44, no. 4, p. 18, 2012.
- [3] T. Wirtgen *et al.*, "xBGP: Faster innovation in routing protocols," in *USENIX NSDI'23*, Apr. 2023, pp. 575–592.
- [4] J. Iyengar and M. Thomson, "QUIC: A UDP-Based Multiplexed and Secure Transport," RFC 9000, May 2021.
- [5] E. Rescorla, "The Transport Layer Security (TLS) Protocol Version 1.3," RFC 8446, Aug. 2018.
- [6] Q. De Coninck *et al.*, "Pluginizing QUIC," in *ACM SIGCOMM '19*. Beijing, China: ACM Press, 2019, pp. 59–74.
- [7] J. Iyengar and I. Swett, "QUIC Loss Detection and Congestion Control," RFC 9002, May 2021.
- [8] M. Fleming, "A thorough introduction to eBPF," *Linux Weekly News*, Dec. 2017, <https://old.lwn.net/Articles/740157/>, Accessed:2021-02-04.
- [9] A. Haas *et al.*, "Bringing the web up to speed with WebAssembly," *ACM SIGPLAN Notices*, vol. 52, no. 6, pp. 185–200, 2017.
- [10] J. Dejaeghere *et al.*, "Comparing security in ebpf and webassembly," in *ACM Workshop on eBPF and Kernel Extensions*, 2023, pp. 35–41.
- [11] M. Jacobsson and J. Willén, "Virtual machine execution for wearables based on webassembly," in *EAI BODYNETS*, 2018, pp. 381–389.
- [12] eosio, "Eos virtual machine: A high-performance blockchain webassembly interpreter," 2019. [Online]. Available: <https://eos.io/news/eos-virtual-machine-a-high-performance-blockchain-webassembly-interpreter/>
- [13] N. D. Matsakis and F. S. Klock II, "The rust language," *ACM SIGAda Ada Letters*, vol. 34, no. 3, pp. 103–104, 2014.
- [14] WasmerIO. Wasmer. [Online]. Available: <https://github.com/wasmerio/wasmer>
- [15] D. Lehmann *et al.*, "Everything old is new again: Binary security of WebAssembly," in *USENIX Security '20*, 2020, pp. 217–234.
- [16] R. Marx *et al.*, "Debugging quic and http/3 with qlong and qvis," in *ACM ANRW '20*, 2020, pp. 58–66.
- [17] M. S. Rahman *et al.*, "Tik-tok: The utility of packet timing in website fingerprinting attacks," *PoPETS '20*, vol. 3, pp. 5–24, 2020.
- [18] J.-P. Smith *et al.*, "QCSD: A QUIC client-side website-fingerprinting defence framework," in *USENIX Security '22*, pp. 771–789.
- [19] N. Handigol *et al.*, "Reproducible Network Experiments Using Container-Based Emulation," in *ACM CoNEXT '12*, pp. 253–264.
- [20] N. Kuhn *et al.*, "Signalling CC Parameters for Careful Resume using QUIC," IETF Draft draft-kuhn-quic-bdpframe-extension-05, Mar. 2024.
- [21] D. L. Tennenhouse *et al.*, "A survey of active network research," *IEEE communications Magazine*, vol. 35, no. 1, pp. 80–86, 1997.
- [22] M. Hicks *et al.*, "PLAN: A packet language for active networks," *ACM SIGPLAN Notices*, vol. 34, no. 1, pp. 86–93, 1998.
- [23] K. Psounis, "Active networks: Applications, security, safety, and architectures," *IEEE Communications Surveys*, vol. 2, no. 1, pp. 2–16, 1999.
- [24] N. McKeown *et al.*, "OpenFlow: enabling innovation in campus networks," *ACM SIGCOMM CCR*, vol. 38, no. 2, pp. 69–74, 2008.
- [25] P. Bosshart *et al.*, "P4: Programming protocol-independent packet processors," *ACM SIGCOMM CCR*, vol. 44, no. 3, pp. 87–95, 2014.
- [26] P. G. Bridges *et al.*, "A Configurable and Extensible Transport Protocol," *IEEE/ACM ToN*, vol. 15, no. 6, pp. 1254–1265, Dec. 2007.
- [27] P. Patel *et al.*, "Upgrading Transport Protocols using Untrusted Mobile Code," *ACM SIGOPS OSR*, vol. 37, no. 5, pp. 1–14, 2003.
- [28] F. Rochet *et al.*, "Tcpls: Modern transport services with tcp and tls," in *ACM CoNEXT'21*, 2021, p. 45–59.
- [29] F. Rochet and T. Elahi, "Towards flexible anonymous networks," *arXiv preprint arXiv:2203.03764*, 2022.