

Approximation and decomposition of attractors of a Hopfield neural network system

Marius-F. Danca^{1,2}, Guanrong Chen³

¹STAR-UBB Institute, Babes-Bolyai University, Cluj-Napoca, Romania

²Romanian Institute of Science and Technology, Cluj-Napoca, Romania

³Department of Electrical Engineering, City University of Hong Kong, P.R. China

May 14, 2024

Abstract

In this paper, the Parameter Switching (PS) algorithm is used to approximate numerically attractors of a Hopfield Neural Network (HNN) system. The PS algorithm is a convergent scheme designed for approximating attractors of an autonomous nonlinear system, depending linearly on a real parameter. Aided by the PS algorithm, it is shown that every attractor of the HNN system can be expressed as a convex combination of other attractors. The HNN system can easily be written in the form of a linear parameter dependence system, to which the PS algorithm can be applied. This work suggests the possibility to use the PS algorithm as a control-like or anticontrol-like method for chaos.

keywords: Hopfield neural network system; Parameter switching algorithm; Numerical attractor; attractors approximation, attractor decomposition

1 Introduction

Most autonomous chaotic systems of integer order such as the Lorenz system, Roessler system, Chen system, etc., can be modeled by the following Initial Value Problem (IVP):

$$\dot{x}(t) = f_p(x(t)), \quad x(0) = x_0, \quad t \in I := [0, \infty), \quad (1)$$

with $x_0 \in \mathbb{R}^n$, $f_p : \mathbb{R}^n \rightarrow \mathbb{R}^n$ a continuous function depending linearly on the bifurcation parameter $p \in \mathbb{R}$,

$$f_p(x) = pBx + g(x). \quad (2)$$

where $g : \mathbb{R}^n \rightarrow \mathbb{R}^n$ is a continuous nonlinear function and B is an $n \times n$ real constant matrix.

For example, the Lorenz system

$$\begin{aligned} \dot{x}_1 &= \sigma(x_2 - x_1), \\ \dot{x}_2 &= x_1(\rho - x_3) - x_2, \\ \dot{x}_3 &= x_1x_2 - \beta x_3, \end{aligned}$$

with $n = 3$, $x_0 \in \mathbb{R}^3$, $a = 10$ and $c = 8/3$, can be expressed in the form (1)-(2), if one considers $p := \rho$ as the bifurcation parameter, where

$$g(x) = \begin{pmatrix} \sigma(x_2 - x_1) \\ -x_1x_3 - x_2 \\ x_1x_2 - \beta x_3 \end{pmatrix}, \quad B = \begin{pmatrix} 0 & 0 & 0 \\ 1 & 0 & 0 \\ 0 & 0 & 0 \end{pmatrix}.$$

In [6], it is proved that by using the periodic time-varying PS algorithm, any attractor of a system modeled by (1)-(2) can be numerically approximated and, also, expressed as a convex combination of a set of attractors of the considered system [25, 4, 6, 5, 7, 8, 33] (in [33], a circuit implementation of the PS algorithm is presented).

The algorithm is based on the averaging property of the system modeled by (1)-(2), to which the PS is applied (the analytic proof of this property is given in two different ways in [25] and [4]).

As known, the global attractor (‘global minimal B-attractor’, ‘global uniform attractor’ or ‘maximal attractor’), represents a major research topic in dynamical systems, especially within the context of PDEs (see e.g. [10]). From the definition, a global attractor is a compact and invariant set containing all the dynamics evolving from all possible initial conditions. In other words, it contains all solutions, including stationary solutions, periodic solutions, as well as chaotic attractors, relevant to the asymptotic behaviors of the system. The term local attractor is assigned sometimes to attractors that are not global attractors.

In this paper, by attractor one understands the global attractor numerically approximated by a (unique) solution through a chosen initial condition [12, 31, 26, 13].

For a given parameter p which is a function on initial condition x_0 , the attractor may contain several local attractors, which only attract trajectories from a subset of initial conditions, specified by its basin of attraction (see e.g. [12]).

Neural networks, successors of analog computers, are useful in exploring the relationship between electrical activities and information transfer in the human brain to reveal the mechanisms of memory, association, and emotional expression [20, 17]. Neural networks are systems that typically are used to recognize, describe, or even to control the dynamics.

A chaotic system modeled by (1)-(2) is the classical Hopfield Neural Network (HNN) model, a highly significant model since it can emulate complex dynamic behaviors, similar to how the brain processes information [32]. In 1980s, Hopfield proposed the HNN in the pioneering works [15][16], which combines statistical mechanics and can be derived from an electronic circuit. Fractional-order HNNs are considered in [24] and [5].

The HNN considered in this paper is a simplified popular variant of the simplest continuous-time model of a recurrent neural network that “realizes everything” in the sense that its dynamics can be determined with an arbitrary accuracy using its parameters [1], and presents a “maximal dynamic complexity” [34], which is modeled by the following Kirchhoff equations [16, 35] (see also [7, 23, 36]):

$$\dot{x}_i = -p_i x_i + \sum_{j=1}^3 w_{ij} f(x_j), \quad i = 1, 2, 3,$$

where f is a monotone function, $f(x_j) = \tanh(x_j)$ is a continuous approximation of the inherent discontinuity related to HNN, $p_i \in \mathbb{R}^+$ are proportional constants¹ and the weights w considered in this paper

¹Commonly, p_i in HNN models are set to one.

are defined by the weight matrix W

$$W = \begin{pmatrix} w_{11} & w_{12} & w_{13} \\ w_{21} & w_{22} & w_{23} \\ w_{31} & w_{32} & w_{33} \end{pmatrix} = \begin{pmatrix} 2 & -1.2 & 0 \\ 1.9995 & 1.71 & 1.15 \\ -4.75 & 0 & 1.1 \end{pmatrix}. \quad (3)$$

Here, set $p_2 = p_3 = 0$ and $p_1 := p$ as the bifurcation parameter. With these ingredients, the considered HNN model has the following form:

$$\begin{aligned} \dot{x}_1 &= -px_1 + 2 \tanh x_1 - 1.2 \tanh x_2, \\ \dot{x}_2 &= -x_2 + 1.9995 \tanh x_1 + 1.71 \tanh x_2 + 1.15 \tanh x_3, \\ \dot{x}_3 &= -x_3 - 4.75 \tanh x_1 + 1.1 \tanh x_3, \end{aligned} \quad (4)$$

whereas, the elements (1)-(2) are

$$B = \begin{pmatrix} 1 & 0 & 0 \\ 0 & 0 & 0 \\ 0 & 0 & 0 \end{pmatrix} \quad g(x) = W \begin{pmatrix} \tanh x_1 \\ \tanh x_2 \\ \tanh x_3 \end{pmatrix} = \begin{pmatrix} 2 \tanh x_1 - 1.2 \tanh x_2 \\ -x_2 + 2 \tanh x_1 + 1.71 \tanh x_2 + 1.15 \tanh x_3 \\ -x_3 + 4.75 \tanh x_1 + 1.1 \tanh x_3 \end{pmatrix}.$$

The hyperbolic tangent function \tanh used in the HNN system can be used to design multiscroll memristive neural networks with application to image encryption [20].

There are applications where transient chaos can be quite disastrous, such as the situations of species extinction or power-grid voltage collapse. As known, the notion of attractors as limit sets, as time goes to infinity. Numerically this characteristic is specified as a sufficiently large time integration. Therefore, if after a relatively long but reasonable integration time, chaos vanishes whereas the underlying transient should be called “set”, not “attractor”, which is an asymptotical approach. As shown in this paper and in [7], depending on the coupling coefficients W , the HNN system might have non-chaotic attractors but finite time chaotic transients.

Sometimes, the conversion of the transient chaos into sustained chaos can avoid catastrophes related to sudden chaos collapses (chaos anticontrol) [9]. However, there are situations where chaotic transients are undesirable, for which chaos control techniques are useful. A recently found phenomenon of transient chaos, doubly transient chaos, appears in many systems (chemical reactions, binary star behavior, etc.) and is likely far less predictable than previously thought and is fundamentally different from hyperbolic and nonhyperbolic transient chaos [27].

Based on the connection of basins of attraction of attractors with their equilibria in the phase space, it is natural to suggest the following computationally attractors classification: an attractor is called a self-excited attractor if its basin of attraction intersects with any open neighborhood of an equilibrium; otherwise, it is called a hidden attractor. A particular case is represented by hidden chaotic attractors in systems without equilibria [21, 19].

In [7], is shown that the HNN system (4) presents long hidden chaotic transient sets. In this paper, we concern with approximating the attractors of the HNN system and developed a new chaos control/anticontrol technique, based on the PS algorithm.

2 Parameter Switching Algorithm

In this section, the PS algorithm is briefly introduced (details can be found from the indicated references).

Throughout, the following reasonable mild conditions for most chaotic systems are imposed:

(H) Existence, uniqueness and boundness of solutions are assumed, and there exist only hyperbolic equilibria.

Note that, instead of the boundness, the dissipative property, an essential prerequisite for the existence of global attractors, can be used (see e.g. [2, 31]). Therefore, if $f \in C^1$, the dissipativity is ensured via the divergence (Gauss) theorem (see, Chapter 16.9 [30]).

Let \mathcal{A} be the set of all attractors depending on parameter p and $\mathcal{P} \subset \mathbb{R}$ be the set of the corresponding admissible values of p . Because of the solution uniqueness, for a chosen x_0 to each $p \in \mathcal{P}$, there corresponds a unique attractor $A_p \in \mathcal{A}$. Let $\mathcal{P}_N = \{p_1, p_2, \dots, p_N\} \subset \mathcal{P}$, $p_1 < p_2 < \dots, p_N$, a finite ordered set of $N \geq 2$ parameters, to which there corresponds the attractors set $\mathcal{A}_N = \{A_{p_1}, A_{p_2}, \dots, A_{p_N}\} \subset \mathcal{A}$.

Because the assumption **H**, \mathcal{A} is a non-empty set (see e.g. [22]). Therefore, for the considered class of systems, a bijection between the sets \mathcal{P} and \mathcal{A} can be naturally used. In this way, for any $p \in \mathcal{P}$, a unique attractor is defined and reversely.

The PS algorithm is a time-varying, periodically switching the parameter p within a chosen set \mathcal{P}_N , according to some rule while the IVP is integrated with a convergent scheme for ODEs with fixed step-size h , on nodes nh , $n = 1, 2, \dots$. Symbolically, the algorithm is expressed as the following scheme

$$S := [m_1 \cdot p_1, m_2 \cdot p_2, \dots, m_N \cdot p_N], \quad (5)$$

where $\mathcal{M}_N = \{m_1, m_2, \dots, m_N\}$, $m_i \in \mathbb{Z}^+$, are the set of weights of p_i , $i = 1, 2, \dots, N$, and ‘ \cdot ’ indicates the number of integration steps for which p receives the values p_i .

The scheme S should be read as follows: while the attractor is numerically generated along the trajectory, the first m_1 integration steps of size h , i.e. for the 1st, 2nd, \dots , m_1 th steps, the parameter p is set p_1 . Then, for the next m_2 steps, $(m_1 + 1)th, (m_1 + 2)th, \dots, (m_1 + m_2)th$, p receives the value p_2 and the integration continues until $p = p_N$ for the steps $(m_{N-1} + 1)th, (m_{N-1} + 2)th, \dots, (m_{N-1} + m_N)th$. Next, the algorithm repeats on the further set of N subintervals, and so on. Thus, the time periodicity of p switching is $T = \sum_{i=1}^N m_i h$.

Let p° be the average of the switching values of p :

$$p^\circ = \frac{\sum_{i=1}^N m_i p_i}{\sum_{i=1}^N m_i}. \quad (6)$$

Denote by y_n the *switched solution* generated by the PS algorithm with scheme (5) and by x_n the *average solution* obtained by integrating the IVP with p replaced with p° given by (6).

Theorem 1. [25, 4] *The solution y_n is a convergent approximation of the solution x_n .*

Proof. (Sketch of the proof).

By using a convergent numerical scheme with fixed step size h to integrate the IVP [4], it can be proved that the global approximation error, e_n , between the switched y_n and averaged solution x_n , is

$$e_n \leq nh \|B\| \|x_0\| \sum_{i=1}^N m_i |p_i - p^\circ| + \mathcal{O}(h).$$

□

Another proof of the convergence of the PS algorithm is based on the averaging theory [25]. Using the order function [28], it can be shown that the solution of the switching equation

$$\dot{x}(t) = p(t/\lambda)Bx(t) + g(x(t)), \quad x(0) = x_0,$$

where λ determines the switching moments and p is a piecewise periodic function of period T with averaged value of parameters switches denoted by p'

$$p' = \frac{1}{T} \int_t^{t+T} p(u) du,$$

is approximated by the solution of the averaged equation

$$\dot{y}(t) = p'Bx(t) + g(x(t)), \quad y(0) = y_0.$$

Remark 2.

- i) The initial condition y_0 for y_n in Theorem 1 could be different from x_0 , but within the same attraction basin;
- ii) The selection of the sets \mathcal{P}_N and weights \mathcal{M}_N to obtain a desired value p° is not unique;

Call the attractor generated by the average solution as the *average attractor* denoted A_{p° , and the attractor generated by the PS algorithm as the *switched attractor* denoted A^* .

Theorem 3. [6, 25, 4] *Given the set \mathcal{P}_N , with weights \mathcal{M}_N , for $N \geq 2$, the switched attractor A^* obtained with the PS algorithm represents a convergent approximation of the average attractor A_{p° .*

It can be proved that A^* and A_{p° are attractors belonging to the set of attractors of the considered system [6].

The measure of the “success” of the attractor approximation, proved analytically by Theorem 3, can be verified numerically too. However, this task is usually a difficult one, because the size and the shape of an attractor might change once with the control parameter. Also, attractors geometric structure in \mathbb{R}^n can be complicated. Considering the difficulties to compare attractors, the following criterion, which is more practical rather than rigorous theoretical, and which is a suitable modification and adaptation of the concept of topological equivalence [14] is introduced (see also [3], [11], [14], [18], [22]):

Criterion 4. *An attractor A_{p_i} is considered to approximate numerically the attractor A_{p_j} , for $i \neq j$, if their geometrical forms in the phase space (almost) coincide and the sense of the motion along the attractors is preserved.*

Theorem 3 implies the following results [6].

Corollary 5. *Given the set \mathcal{P}_N and weights \mathcal{M}_N , $N \geq 2$, by using the PS algorithm one obtains the switched attractor A^* , which approximates the averaged attractor A_{p° .*

Corollary 6. *Given an attractor A_{p° there exist a set \mathcal{P}_N and a set of weights \mathcal{M}_N , $N \geq 2$, such that p° can be obtained from (6). Moreover, A_{p° is approximated by the switched attractor A^* obtained with the PS algorithm.*

To verify numerically the approximation given by Theorem 3, Hausdorff distance, time series, histograms, phase plots, have been computed for several examples (see e.g. [8]).

The numerical implementation of the PS algorithm has been realized via the fourth-order Runge-Kutta method (RK4) with the integration step h .

1. Consider the case of the Lorenz system and the set $\mathcal{P}_4 = \{86, 95, 96, 99\}$ with weights $\mathcal{M}_4 = \{2, 1, 2, 1\}$. Then, from Corollary 5, using scheme (5), $S = [m_1 \cdot p_1, m_2 \cdot p_2, m_3 \cdot p_3, m_4 \cdot p_4] = [2 \cdot 86, 1 \cdot 95, 2 \cdot 96, 1 \cdot 99]$, from (6) one obtains $p^\circ = (m_1 \times p_1 + m_2 \times p_2 + m_3 \times p_3 + m_4 \times p_4) / (m_1 + m_2 + m_3 + m_4) = 93$, with the underlying averaged attractor $A_{p^\circ} := A_{93}$ (stable cycle, blue plot in Fig. 1). The scheme S reads as follows: for the first 2 integration steps, p is set to 86, the next step, $p = 95$, and the next 2 steps, $p = 96$, and so on, until the integration interval I is covered. By applying the PS algorithm one obtains the switched attractor A^* (red plot in Fig. 1). Transients of both attractors have been removed. As can be seen, there exists a perfect match between the two attractors.
2. For a given set \mathcal{P}_N , there exist several N weights m_i , which give p° (Remark 2 ii)). Moreover, a specified value p° can be obtained with several sets of \mathcal{P}_N and weights \mathcal{M}_N with $N \geq 2$. For example, from Corollary 6, the attractor A_{93} (A° in Corollary 6) can be approximated with the scheme $S = [1 \cdot 92, 1 \cdot 94]$, or $S = [2 \cdot 86, 1 \cdot 95, 3 \cdot 97]$, which both give via (6) $p^\circ := p^\circ = 93$.
3. Not only stable cycles can be approximated with the PS algorithm, but chaotic attractors too. For example, by switching (alternating) the parameter p within the two elements set $\mathcal{P}_2 = \{100, 133\}$, with weights $m_1 = m_2 = 1$, i.e. within every integration step, p is alternated between the values of 100 and 133, one obtains the switched attractor A^* (Fig. 2), which approximates the average chaotic attractor A_{p° , with $p^\circ = (100 + 133) / (1 + 1) = 116.5$.

The simple Matlab code presented in [6] allows to generate via the standard RK method, the switched y_n and averaged x_n solutions, for a given system, function on the sets \mathcal{P}_N and \mathcal{M}_N , initial conditions x_0 and y_0 , and the integration step size h .

3 Attractor decomposition

In this section, it is shown how the PS algorithm can be used to decompose attractor function of other attractors. Let the sets \mathcal{P}_N and \mathcal{M}_N , $N \geq 2$.

Proposition 7. *The average parameter value p° given by (6) is a convex combination of the elements of the set \mathcal{P}_N .*

Proof. Denote

$$\alpha_i = m_i / \sum_{k=1}^N m_k, \quad i = 1, 2, \dots, N. \quad (7)$$

Then, the relation (6) becomes

$$p^\circ = \sum_{k=1}^N \alpha_k p_k, \quad (8)$$

with $\sum_{k=1}^N \alpha_k = 1$, $0 < \alpha_k < 1$. □

Next, a linear (bijective) order-preserved function between the sets \mathcal{P} and \mathcal{A} ,

$$H : \mathcal{P} \rightarrow \mathcal{A}, \quad H(p) = A,$$

can be useful [6]. Also, as proved in [6], these sets are order isomorphic. Therefore, over the field \mathbb{R}^+ , on the set \mathcal{A} , two binary operations $(\mathcal{A}, \oplus, \odot, \mathbb{R}^+)$, with \oplus called hereafter *addition of attractors* and \odot *multiplication of attractors by positive real numbers*, can be useful.

Then, attractors decomposition can be formulated.

Corollary 8. [6] *Consider the sets $\mathcal{P}_N = \{p_1, p_2, \dots, p_N\}$, weights $\mathcal{M}_N = \{m_1, m_2, \dots, m_N\}$, $N \geq 2$, and the attractors $A_k = H(p_k)$, $k = 1, 2, \dots, N$. The average attractor A_{p° determined by p° can be expressed as*

$$A_{p^\circ} = \alpha_1 \odot A_1 \oplus \alpha_2 \odot A_2 \oplus \dots \alpha_N \odot A_N, \quad (9)$$

where $\alpha_k = m_k / \sum_{k=1}^N m_k$, $\sum_{k=1}^N \alpha_k = 1$, $0 < \alpha_k < 1$, $k = 1, 2, \dots, N$.

Proof. (Sketch of the proof) In [6], it is proved that one way to define \oplus and \odot is via the function H as follows

$$\alpha \odot A := H(\alpha H^{-1}(A)), \quad A \in \mathcal{A}_N, \quad \alpha \in \mathbb{R}^+$$

and

$$A_1 \oplus A_2 := H(H^{-1}(A_1) + H^{-1}(A_2)).$$

Next, apply H to (8). □

Note that numerically, the relation (9) means that the attractor A_{p° is approximated by the switched attractor A^* , obtained by the PS algorithm.

Relation (9) refers to the spanning of a set of vectors v_i , $i = 1, 2, \dots, m$, in the space \mathcal{V} over a field \mathcal{F} (such as \mathbb{R}) where, for any vector $v \in \mathcal{V}$ there exist scalars c_i , $i = 1, 2, \dots, m$, such that $v = \sum_{i=1}^m c_i v_i$.

Consider the Lorenz system in Example 1. The attractors generated by the set \mathcal{P}_4 , $\mathcal{A}_4 = \{A_{86}, A_{95}, A_{96}, A_{99}\}$, are plotted in Fig. 1 (a). The switched attractor A^* approximates the average attractor A_{p° with $p^\circ = 93$. With $A_{86} = H(86)$, $A_{95} = H(95)$, $A_{96} = H(96)$, $A_{99} = H(99)$, and α_k , $k = 1, 2, 3, 4$, given by (7), $\alpha_1 = m_1 / \sum_{k=1}^4 m_k = 2/6 = 1/3$, $\alpha_2 = 1/6$, $\alpha_3 = 1/6$. From the relation (9), one obtains

$$A_{93} = \frac{1}{3} \odot A_{86} \oplus \frac{1}{6} \odot A_{95} \oplus \frac{1}{3} \odot A_{96} \oplus \frac{1}{6} \odot A_{99}.$$

From Example 2, the same attractor A_{93} can be decomposed as follows:

$$A_{93} = \frac{1}{3} \odot A_{86} \oplus \frac{1}{6} \odot A_{95} \oplus \frac{1}{2} \odot A_{97}.$$

Remark 9. [6] *Giving the ordered set $\mathcal{P}_N = \{p_{min}, \dots, p_{max}\}$, using scheme (6), p° satisfies the relation $p^\circ \in (p_{min}, p_{max})$. Therefore, via H , the order induced by \mathcal{P}_N in the set $\mathcal{A}_N = \{A_{min}, \dots, A_{max}\}$, implies that the switched attractor A^* , which approximates the average attractor A_{p° , verifies $A^* \in (A_{min}, A_{max})$. Also, by the convexity of p° , A^* and A_{p° are different from all attractors in \mathcal{A}_N .*

4 PS algorithm for attractors of the HNN system

Consider the HNN system in the form (4).

To facilitate the understanding of attractors approximation and decomposition of the HNN system, one can evaluate the bifurcation diagrams within a small neighborhood of $p = 1$ (Fig. 3), generated with the same RK4 scheme as used for the PS algorithm. The two colors, red and blue, indicate two symmetric with respect to the origin determined by the two equilibria.

Remark 10. (*Hidden Chaotic Transients of HNN system (4)*)

As shown in [7] (where $p = 1$), for the coefficients given by W in (3), the HNN system has only chaotic transients, not attractors, which are proven to be hidden too [7]. Thus, after a relatively long integration time the chaotic behavior of these two transients (denoted $T_{1,2}$ in Fig. 4 (a), light red and plot respectively) vanishes and the trajectories reach one of the hidden stable cycles $C_{1,2}$ (red and blue thick plots in Fig. 4 (a)). From the time series and zooming in Fig. 4 (b), one deduces that the chaotic transient lasts till, about $t = 1300$. To note that if for $p = 1$, one use the matlab routine ode45 (utilized in several works on HNN systems), the obtained trajectories generate apparently chaotic attractors, which seems to verify numerically the asymptotic definition of attractors (T'_1 and T'_2 in Figs. 4 (c), (d)). However, increasing the precision of the routine ode45 by using e.g. 'options = odeset('RelTol', 1e - 6, 'AbsTol', 1e - 9)', the trajectories reveal the behavior of the chaotic transients presented in Figs. 4 (a), (b), as obtained by the RK4 method.

The bifurcation diagram together with intensive numerical simulations suggest the following result (see [7], where the HNN is implemented for $p = 1$)

Conjecture 11. For $p = 1$, the HNN system with the coefficients (3) admit only chaotic transients sets, no chaotic attractors.

On the other side, extremely small perturbations of coefficients determine important changes in system dynamics such as the existence of chaotic attractors beside the chaotic transients [7]. If the coefficients W are slightly changed, the HNN system presents hidden attractors, which underlines the robustness of HNN systems.

4.1 Approximation of HNN attractors

Chaotic dynamics in neuronal systems might be useful, and even necessary. On the other side, there are situations when the emerging chaotic dynamics are undesirable [29]. In both situations, the PS algorithm could be use to give a satisfactory solution.

Consider the plausible situation when, by some objective reasons, the underlying parameter value of some desired attractor of the HNN system (4) cannot be set thereby the numerical integration cannot lead to that attractor. In these situations, via Theorem 3, Corollary 6 and Corollary 8, the PS algorithm provides the following result

Theorem 12. Every attractor of the HNN system (4), can be approximated by the PS algorithm.

To implement numerically Theorem (12), see Remark 9.

For example, to “force” the system to evolve e.g. along the stable cycle $A_{1.004}$ (see Fig. 5) corresponding to $p = 1.004$ (assuming this value cannot be set directly), one can consider the following scheme:

$$S = [1 \cdot 1.002, 1 \cdot 1.006], \quad (10)$$

which means that the stable cycle A_{p° with $p^\circ = 1.004$ can be approximated by a switched attractor A^* via alternating the parameter p between the values $p = 1.002$ and $p = 1.006$ where in every integration the system evolves for $t \in I$.

Other more complicated PS schemes, which use more parameter values with other weights, can be used like the following one:

$$S = [1 \cdot 1, 2 \cdot 1.0016, 2 \cdot 1.003, 2 \cdot 1.0074, 1 \cdot 1.008], \quad (11)$$

which approximates the same attractor $A_{1.004}$.

The non-uniqueness of the scheme S to approximate a desired attractor (e.g, schemes (10) and (11)), is important because offers the possibility to choose among several variants to generate an approximation of the considered attractor.

Also, by looking to the way in which the PS algorithm acts and by considering the attractor decomposition (9) determined by the algorithm, the similarity with chaos control or chaoticization becomes evident: by using the PS algorithm over a set \mathcal{P}_N , $N \geq 2$, which generates chaotic dynamics, there exists a set \mathcal{M}_N such that the obtained switched attractor approximates a regular attractor (chaos control-like action).

On the other side, if one switches the parameter p within a set \mathcal{P}_N , which generates regular dynamics, it is possible to find the weights \mathcal{M}_N such that the obtained attractor is chaotic (anticontrol-like action). For example, if one uses the set of parameters which generate the stable cycles A_1 , $A_{1.004}$ and $A_{1.0072}$ (see the bifurcation diagram in Fig. 4), with the scheme

$$S = [1 \cdot 1, 3 \cdot 1.004, 4 \cdot 1.0072], \quad (12)$$

one obtains the chaotic attractor A^* , approximation of the attractor $A_{1.0051}$.

4.2 HNN attractors as convex combinations of other attractors

As for the case of the Lorenz system, the decomposition (9) can be used to express attractors of the HNN system function of other attractors.

For example, starting from the scheme (10), the attractor $A_{1.004}$ can be decomposed based on the attractors $A_{1.002}$ and $A_{1.006}$, as revealed by the following convex relation

$$A_{1.004} = \frac{1}{2} \odot A_{1.002} \oplus \frac{1}{2} \odot A_{1.006}, \quad (13)$$

where $\alpha_1 = \alpha_2 = 1/2$, $\alpha_1 + \alpha_2 = 1$.

Suggested by scheme (11), the same attractor $A_{1.004}$ can be expressed as the following convex combination:

$$A_{1.004} = \frac{1}{8} \odot A_1 \oplus \frac{1}{4} \odot A_{1.0016} \oplus \frac{1}{4} \odot A_{1.003} \oplus \frac{1}{4} \odot A_{1.0074} \oplus \frac{1}{8} \odot A_{1.008}, \quad (14)$$

with $\sum_{i=1}^5 \alpha_i = 1$.

Note that, while the relation (13) expresses the decomposition of the stable cycle $A_{1.004}$ of two chaotic attractors, the relation (14) shows that the stable cycle $A_{1.004}$ can be decomposed over the sets of one regular attractor (stable cycle A_1) and three chaotic attractors, $A_{1.0016}$, $A_{1.0074}$, and $A_{1.008}$.

Considering the chaotic attractor $A_{1.0051}$, decomposed by scheme (12), one obtains the following relation

$$A_{1.0051} = \frac{1}{8} \odot A_1 \oplus \frac{3}{8} \odot A_{1.004} \oplus \frac{1}{2} \odot A_{1.0072},$$

which suggests that a chaotic attractor can be decomposed function of regular attractors.

Moreover, a regular attractor, as $A_{1.004}$, can be expressed as combination of other regular attractors (such as the attractor $A_{1.004}$ obtained from the regular attractors A_1 , $A_{1.072}$). Similarly, chaotic attractors can be decomposed as combination of other chaotic attractors.

Theorem 3 can be generalized as follow

Theorem 13. *The switched attractor A^* is a convergent approximation of the averaged attractor A_{p° , for randomly generated sets \mathcal{P}_N and \mathcal{M}_N , $N \geq 2$.*

Proof. To prove Theorem 3, one considers the properties of the convex combination of p° (Proposition 7). \square

In Appendix a short matlab code *PS.m* is presented (a modified variant of the code presented in [6]), runs the PS algorithm for a larger number N of parameters, chosen randomly.

The code allows to verify that even for random values of p and m (chosen with respect the algorithm requirements), the obtained results still sustain the analytical results. The code uses the function *rand*, which generates real numbers with uniform distribution in the interval $(0, 1)$.

The matlab sequence to generate random p within the range $[a, b]$ and m , $m < Mmax$ is

```
p=a+rand*(b-a),
m = ceil(Mmax * rand)
```

The program asks the integration time T_{max} , the integration step size h , N , the interval $[a, b]$ within p is randomly generated, the largest value of m , $Mmax$, $m < Mmax$, and initial conditions x_0 and y_0 . The outputs are the set \mathcal{P} , \mathcal{M} , p_0 , and the averaged solution x and the switched solution y .

```
[P,M,p0,y,x]= PS(Tmax,h,N,a,b,Mmax,x0,y0)
```

For example, with the command

```
[P,M,p0,y,x]=PS(2500,0.005,20,0.999,1.008,7,[.1,.1,.1],[.2,.2,.2]),
```

which generates 50 random parameter values within $[0.999, 1.008]$ (corresponding to the bifurcation diagram in Fig. 3), with random weights $m < 7$, the integration step size $h = 0.005$, and initial conditions $[0.1, 0.1, 0.1]$ and $[0.2, 0.2, 0.2]$, one obtains the chaotic attractors in Fig. 6 (a), where the switched and average attractors are overplotted. The generated values of p and m are presented in Table (a) (with first 8 decimals displayed), which generates

$$p_0 = \frac{\sum_{k=1}^{50} m_k p_k}{\sum_{k=1}^{50} m_k} = 1.00447184.$$

Similarly, one can obtain the approximation of some stable cycle (see Fig. (b) and the values of p and m being drawn in Table (b)). In this case, $p_0 = 1.00365793$. Due to the lower probability to obtain values p° corresponding to periodic windows, compared to the larger chaotic windows in the parameter space (see the bifurcation diagram), a relatively larger number of runs of the code is required to obtain p° so that A_{p° is a stable cycle.

5 Conclusions and Discussion

In this paper, the PS algorithm is briefly introduced and is applied for the first time to approximate and decompose attractors of the HNN system (4). For the great majority of continuous chaotic systems, such as Lorenz, Roessler, Chen systems etc., a chaotic system can be brought to the form required by the PS algorithm (1)-(2), i.e. a linear dependence of a bifurcation parameter, p . It is underlined that, for the bifurcation parameter $p = 1$, with the coefficients W given by (3), the HNN system has only chaotic transient sets, not chaotic attractors. Also, by using the opportunity given by the PS algorithm, to decompose an attractor as a convex combination of a set of other given attractors, it is shown both analytically and numerically too that every attractor of the HNN system can be considered as a convex combination of other attractors. Moreover, it is shown that this decomposition can be interpreted as a control-like or anticontrol-like technique: the PS algorithm allows to approximate a regular attractor or a chaotic attractor, respectively. The used numerical scheme to integrate the IVP is, RK4. It is warned that, without *options*, the matlab routine *ode45* could give for this system wrong results concerning the chaotic attractors.

The authors declare that they have no conflict of interest.

Appendix

Matlab code for randomly using the PS algorithm

The *PS.m* matlab code can be used to approximate randomly the set of $N \geq 2$ parameters and weights used by the PS algorithm to approximate the attractors of the HNN system (4). The code is a modification of the matlab code presented in [6]. A total of N random parameter values within the range $[a, b]$ and related weights within the range $[1, Mmax]$ can be generated. Here, as revealed by the bifurcation diagram $[a, b] = [0.999, 1.008]$, and for $Mmax$ it is recommended $Mmax < 5-10$.

Input data:

Tmax integration interval;

h: step-size;

N: number of random generated parameters;

a, b: range for random **p**;

Mmax: superior limit of random generated weights;

x0, y0 initial conditions of the attractor to approximate A_{p^0} and A^* ;

Output data:

P: the set of N random parameters **p**;

M: the set of the random weights of **p**;

p0: the average **p**;

y: the switched solution;

x: the average solution.

Example:

```
[P,M,p0,y,x]=PS(2500,0.005,20,0.999,1.008,7,[.1,.1,.1],[.2,.2,.2]);
```

```

function [P,M,p0,y,x]=PS(Tmax,h,N,a,b,Mmax,x0,y0)

n=round(Tmax/h);% number of integration steps;
x=zeros(3,n);%3 is the system dimension in the phase space for HNN system
y=zeros(3,n);
i=1;j=1;
P=[];M=[];
for k=1:N %Sequences for N random 'p' and 'm'
    p=a+rand*(b-a);
    m=ceil(Mmax*rand);
    M=[M m];
    P=[P p];
end
%Switched attractor A^*, 'y'
l=length(P);
y(:,1) = y0;
while j<n
    for k=1:M(i)
        K_1= h*f(y(:,j),P(i));
        K_2= h*f(y(:,j)+1/2*K_1,P(i));
        K_3= h*f(y(:,j)+1/2*K_2,P(i));
        K_4= h*f(y(:,j)+K_3,P(i));
        y(:,j+1)=y(:,j)+1/6*(K_1+2*K_2+2*K_3+K_4);
        j=j+1;
    end
    i=mod(i,l);
    i=i+1;
end;
%Average attractor A^0, 'x'
p1=cumprod([M;P]);
p0=sum(p1(2,:))/sum(M);%p^0
j=1;
x(:,1) = x0;
while j<n %RK4
    K_1=h*f(x(:,j),p0);
    K_2=h*f(x(:,j)+1/2*K_1,p0);
    K_3=h*f(x(:,j)+1/2*K_2,p0);
    K_4=h*f(x(:,j)+K_3,p0);
    x(:,j+1)=x(:,j)+1/6*(K_1+2*K_2+2*K_3+K_4);
    j=j+1;
end
function ff = f(u,p)% HNN system
ff=zeros(3,1);
ff(1)=-p*u(1)+2*tanh(u(1))-1.2*tanh(u(2));
ff(2)=-u(2)+1.9995*tanh(u(1))+1.71*tanh(u(2))+1.15*tanh(u(3));
ff(3)=-u(3)-4.75*tanh(u(1))+1.1*tanh(u(3));

```

The code can be obtained from MFD.

References

- [1] Andrei Karenovich Abramyan and Sergei Avgustovich Vakulenko. Dissipative and hamiltonian systems with chaotic behavior: An analytic approach. *Theoretical and mathematical physics*, 130(2):245–255, 2002.
- [2] AA Andronov, AA Vitt, and SE Khaikin. Theory of oscillators, translation published by pergamon press, 1966.
- [3] Joe Christy. Branched surfaces and attractors. i: Dynamic branched surfaces. *Transactions of the American Mathematical Society*, pages 759–784, 1993.
- [4] Marius-F Danca. Convergence of a parameter switching algorithm for a class of nonlinear continuous systems and a generalization of parrondo’s paradox. *Communications in Nonlinear Science and Numerical Simulation*, 18(3):500–510, 2013.
- [5] Marius-F Danca. Hopfield neuronal network of fractional order: A note on its numerical integration. *Chaos, Solitons & Fractals*, 151:111219, 2021.
- [6] Marius-F Danca, Michal Fúecka, Nikolay Kuznetsov, and Guanrong Chen. Attractor as a convex combination of a set of attractors. *Communications in Nonlinear Science and Numerical Simulation*, 96:105721, 2021.
- [7] Marius-F Danca and Nikolay Kuznetsov. Hidden chaotic sets in a hopfield neural system. *Chaos, Solitons & Fractals*, 103:144–150, 2017.
- [8] Marius-F Danca, Nikolay V Kuznetsov, and Guanrong Chen. Approximating hidden chaotic attractors via parameter switching. *Chaos: An Interdisciplinary Journal of Nonlinear Science*, 28(1), 2018.
- [9] Mukeshwar Dhamala and Ying-Cheng Lai. Controlling transient chaos in deterministic flows with applications to electrical power systems and ecology. *Physical Review E*, 59(2):1646, 1999.
- [10] Alp Eden. Exponential attractors for dissipative evolution equations. *Research in Applied Mathematics*, 1994.
- [11] Bernold Fiedler and Carlos Rocha. Orbit equivalence of global attractors of semilinear parabolic differential equations. *Transactions of the American Mathematical Society*, 352(1):257–284, 2000.
- [12] C Foias and MS Jolly. On the numerical algebraic approximation of global attractors. *Nonlinearity*, 8(3):295, 1995.
- [13] Ernst Hairer, Marlis Hochbruck, Arieh Iserles, and Christian Lubich. Geometric numerical integration. *Oberwolfach Reports*, 3(1):805–882, 2006.
- [14] Jack K Hale. *Topics in dynamic bifurcation theory*. Number 47. American Mathematical Soc., 1981.
- [15] John J Hopfield. Neural networks and physical systems with emergent collective computational abilities. *Proceedings of the national academy of sciences*, 79(8):2554–2558, 1982.
- [16] John J Hopfield and David W Tank. Computing with neural circuits: A model. *Science*, 233(4764):625–633, 1986.

- [17] Bin Hu, Zhi-Hong Guan, Guanrong Chen, and Frank L Lewis. Multistability of delayed hybrid impulsive neural networks with application to associative memories. *IEEE transactions on neural networks and learning systems*, 30(5):1537–1551, 2018.
- [18] Lev Kapitanski and Igor Rodnianski. Shape and morse theory of attractors. *Communications on Pure and Applied Mathematics: A Journal Issued by the Courant Institute of Mathematical Sciences*, 53(2):218–242, 2000.
- [19] NV Kuznetsov and GA Leonov. Hidden attractors in dynamical systems: systems with no equilibria, multistability and coexisting attractors. *IFAC Proceedings Volumes*, 47(3):5445–5454, 2014.
- [20] Qiang Lai, Liang Yang, Genwen Hu, Zhi-Hong Guan, and Herbert Ho-Ching Iu. Constructing multi-scroll memristive neural network with local activity memristor and application in image encryption. *IEEE Transactions on Cybernetics*, 2024.
- [21] Gennady A Leonov and Nikolay V Kuznetsov. Hidden attractors in dynamical systems. from hidden oscillations in hilbert–kolmogorov, aizerman, and kalman problems to hidden chaotic attractor in chua circuits. *International Journal of Bifurcation and Chaos*, 23(01):1330002, 2013.
- [22] Christophe Letellier and G Gouesbet. Topological characterization of reconstructed attractors modding out symmetries. *Journal de Physique II*, 6(11):1615–1638, 1996.
- [23] Chih-Min Lin, Duc-Hung Pham, and Tuan-Tu Huynh. Encryption and decryption of audio signal and image secure communications using chaotic system synchronization control by tsf fuzzy brain emotional learning controllers. *IEEE Transactions on Cybernetics*, 52(12):13684–13698, 2021.
- [24] Peng Liu, Minxue Kong, and Zhigang Zeng. Projective synchronization analysis of fractional-order neural networks with mixed time delays. *IEEE Transactions on Cybernetics*, 52(7):6798–6808, 2020.
- [25] Yu Mao, Wallace KS Tang, and Marius-F Danca. An averaging model for chaotic system with periodic time-varying parameter. *Applied mathematics and computation*, 217(1):355–362, 2010.
- [26] John Milnor. On the concept of attractor. *Communications in Mathematical Physics*, 99:177–195, 1985.
- [27] Adilson E Motter, Márton Gruiz, György Károlyi, and Tamás Tél. Doubly transient chaos: Generic form of chaos in autonomous dissipative systems. *Physical review letters*, 111(19):194101, 2013.
- [28] Jan A Sanders, Ferdinand Verhulst, and James Murdock. *Averaging methods in nonlinear dynamical systems*, volume 59. Springer, 2007.
- [29] Christine A Skarda and Walter J Freeman. How brains make chaos in order to make sense of the world. *Behavioral and brain sciences*, 10(2):161–173, 1987.
- [30] James Stewart. *Calculus: early transcendentals*. Cengage Learning, 2012.
- [31] Andrew Stuart and Anthony R Humphries. *Dynamical systems and numerical analysis*, volume 2. Cambridge University Press, 1998.
- [32] Z Tabekoueng Njitacke, Jacques Kengne, and Hilaire Bertrand Fotsin. Coexistence of multiple stable states and bursting oscillations in a 4d hopfield neural network. *Circuits, Systems, and Signal Processing*, 39:3424–3444, 2020.

- [33] Wallace KS Tang and Marius-F Danca. Emulating “chaos+ chaos= order” in chen’s circuit of fractional order by parameter switching. *International Journal of Bifurcation and Chaos*, 26(06):1650096, 2016.
- [34] SA Vakulenko. Dissipative systems generating any structurally stable chaos. 2000.
- [35] Xiao-Song Yang and Quan Yuan. Chaos and transient chaos in simple hopfield neural networks. *Neurocomputing*, 69(1-3):232–241, 2005.
- [36] Pengsheng Zheng, Wansheng Tang, and Jianxiong Zhang. Some novel double-scroll chaotic attractors in hopfield networks. *Neurocomputing*, 73(10):2280–2285, 2010. Subspace Learning / Selected papers from the European Symposium on Time Series Prediction.

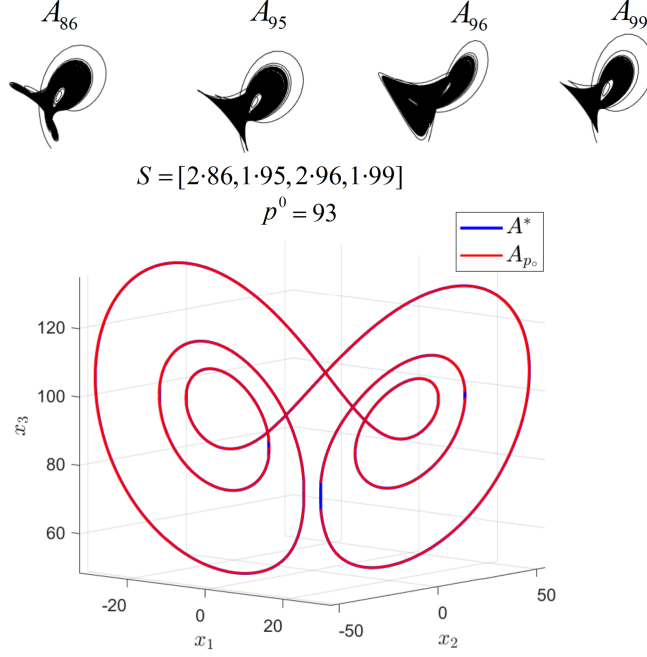


Figure 1: Approximation of the attractor A_{93} of the Lorenz system in the phase space, by using the PS algorithm with the scheme $S = [2 \cdot 86, 1 \cdot 95, 2 \cdot 96, 1 \cdot 99]$. The switched attractor, A^* (blue plot) approximates the average attractor A_{p^o} (red plot), which is $p^o = 93$. The plot reveals the match between the two attractors (transients are discarded). Attractors corresponding to the used parameters 86, 95, 96 and 99 are plotted on the top.

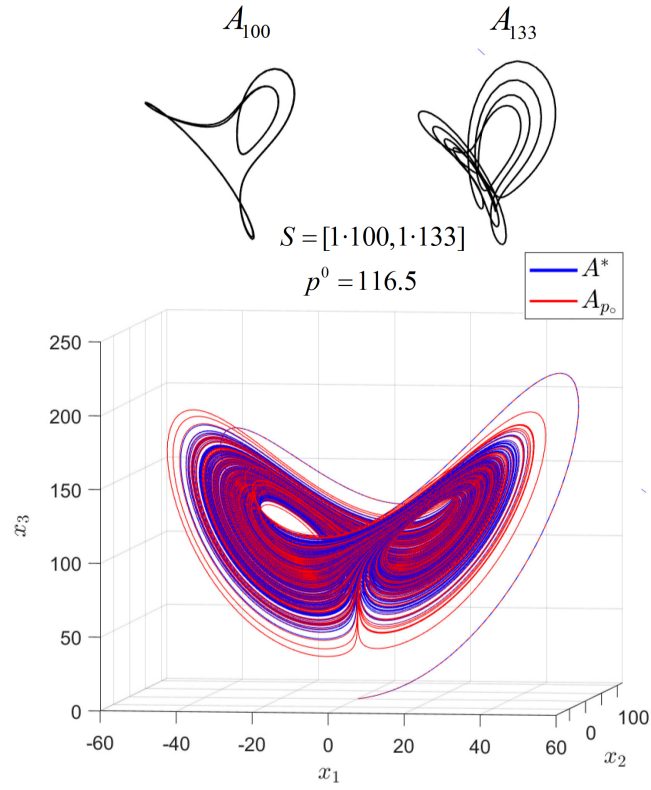


Figure 2: Approximation of the chaotic attractor $A_{116.5}$ of the Lorenz system in the phase space, by using the PS algorithm with the scheme $S = [1 \cdot 100, 1 \cdot 133]$ (i.e. parameter alternation). The average parameter value $p^o = 116.5$. The used alternating parameters generate stable cycles (top of figure).

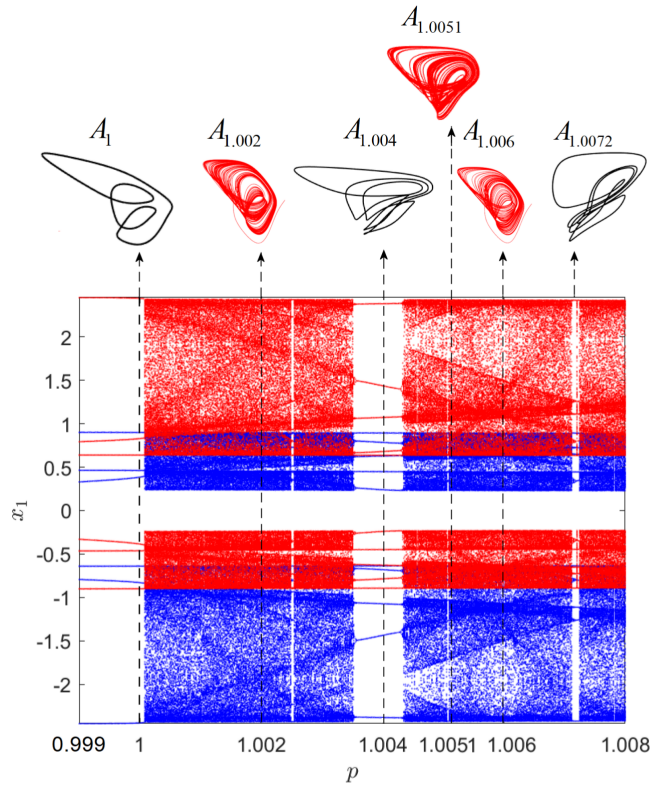


Figure 3: Bifurcation of the HNN system for $p \in [0.999, 1.008]$. Several chosen parameters with their corresponding attractors are indicated.

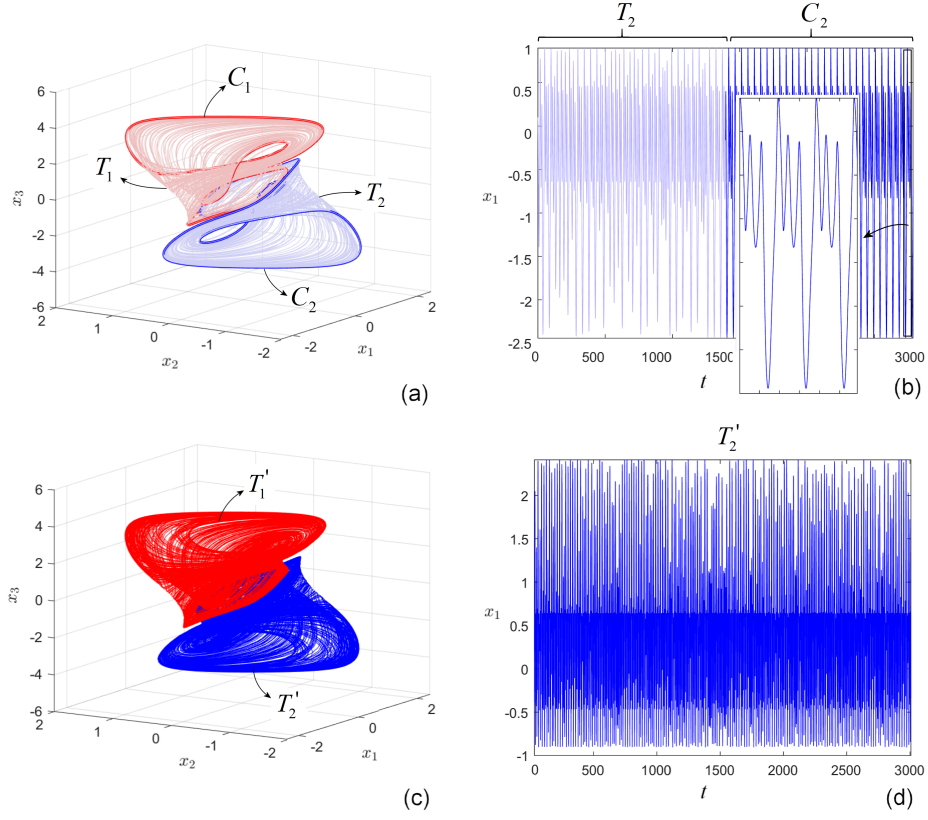


Figure 4: (a) For $p = 1$, the HNN system presents hidden chaotic transients $T_{1,2}$ (light red and light blue plot) which, after a relatively long time interval reach one of the two hidden attractors, stable cycles $C_{1,2}$ (thick red and blue plot); (b) Time series and zoomed detail of variable x_1 ; (c) Using the matlab routine *ode45* without options, the obtained result suggests a wrong answer for the of existence of chaotic attractors (T'_1 and T'_2); (d) Time series of the variable x_1 .

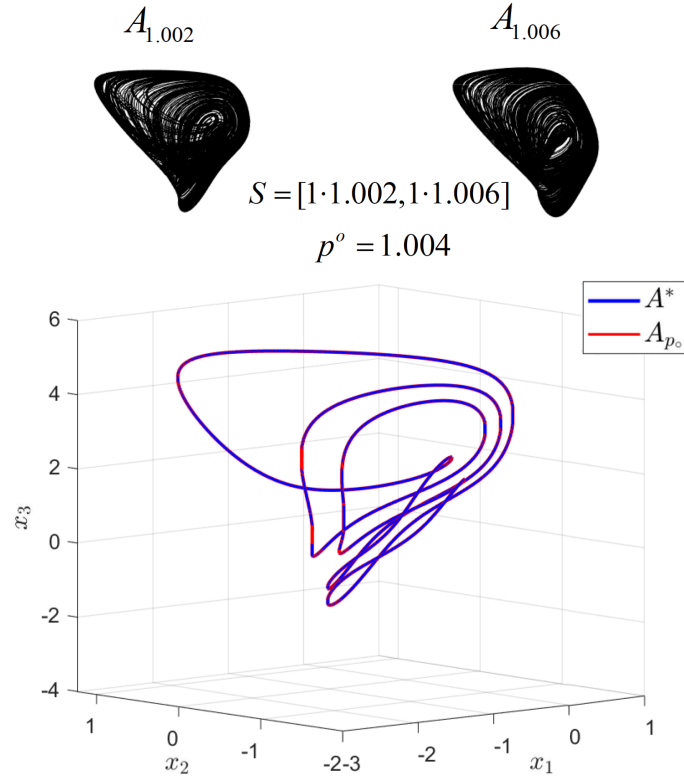


Figure 5: Approximation of the stable cycle $A_{1.004}$ of the HNN system by using the PS algorithm with the scheme $S = [1 \cdot 1.002, 1 \cdot 1.006]$. The averaged value p^o is $p^o = 1.004$ and the utilized attractors $A_{1.002}$ and $A_{1.006}$ are chaotic (plots in top of the figure).

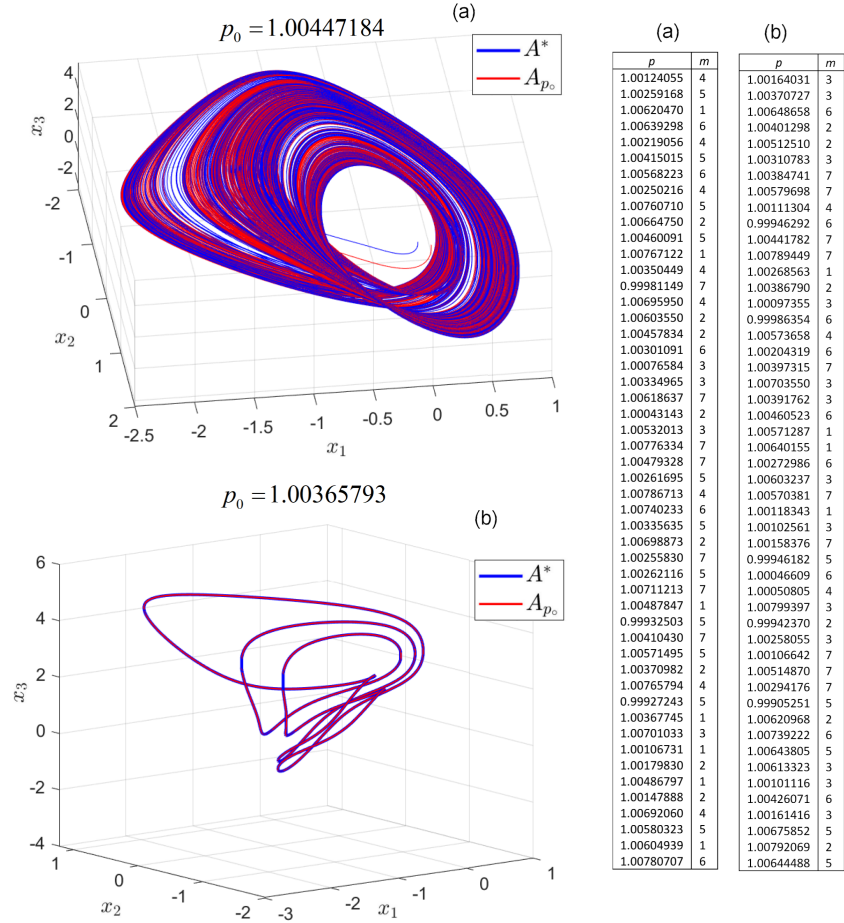


Figure 6: The PS algorithm applied to approximate attractors of the HNN system with 50 randomly chosen sets \mathcal{P}_{50} and \mathcal{M}_{50} . (a) Overplot of the chaotic attractor $A_{1.0044718}$ and its switched attractor; (b) Overplot of the stable limit cycle $A_{1.00365793}$ and its switched attractor.