

EXPLORING THE POTENTIAL OF CONVERSATIONAL AI SUPPORT FOR AGENT-BASED SOCIAL SIMULATION MODEL DESIGN

Peer-Olaf Siebers

School of Computer Science, University of Nottingham, Nottingham, UK
peer-olaf.siebers@nottingham.ac.uk

ABSTRACT

ChatGPT, the AI-powered chatbot with a massive user base of hundreds of millions, has become a global phenomenon. However, the use of Conversational AI Systems (CAISs) like ChatGPT for research in the field of Social Simulation is still limited. Specifically, there is no evidence of its usage in Agent-Based Social Simulation (ABSS) model design. While scepticism towards anything new is inherent to human nature, we firmly believe it is imperative to initiate the use of this innovative technology to support ABSS model design. This paper presents a proof-of-concept that demonstrates how CAISs can facilitate the development of innovative conceptual ABSS models in a concise timeframe and with minimal required upfront case-based knowledge. By employing advanced prompt engineering techniques and adhering to the Engineering ABSS framework, we have constructed a comprehensive prompt script that enables the design of ABSS models with or by the CAIS. The effectiveness of the script is demonstrated through an illustrative case study concerning the use of adaptive architecture in museums. Despite occasional inaccuracies and divergences in conversation, the CAIS proved to be a valuable companion for ABSS modellers.

Keywords: Agent-Based Modelling, Social Simulation, Virtual Stakeholders; Large Language Models, Conceptual Modelling, Prompt Engineering, ChatGPT

ABBREVIATIONS USED

- ABM Agent-Based Model(ling)
- ABSS Agent-Based Social Simulation
- EABSS Engineering Agent-Based Social Simulation
- CAI Conversational AI
- CAIS Conversational AI System
- GABM Generative Agent-Based Model(ling)
- LLM Large Language Model
- NLG Natural Language Generation
- NLP Natural Language Processing

1 MOTIVATION

Developing innovative conceptual Agent-Based Social Simulation (ABSS) models with the involvement of relevant key stakeholders can be a big challenge, particularly for scholars new to the field of Social Simulation. In response to this challenge, we created the Engineering Agent-Based Social Simulation (EABSS) framework some years ago, which supports the process of co-creating conceptual ABSS models in a structured and standardised manner, involving all relevant key stakeholders (Siebers and Klügl 2017). While anecdotal evidence suggests that the Social Simulation community sees the EABSS framework as a useful asset for solo-creation as well as co-creation of conceptual ABSS models, discussions with potential users revealed some concerns about its usability. The main concern was the steep learning curve associated with effectively using the framework. In addition, two aspects emerged as important to address when using the EABSS framework for co-creation: the role of focus group moderator could be overwhelming, and it could be difficult to get hold of all stakeholders required for the process.

To address these concerns, our ongoing research efforts are focused on improving the usability of the EABSS framework, which we approach from two different angles. We are working on an Iteration and Information Re-Use Schema that guides the EABSS framework user on how to reuse information gathered in the previous steps when initiating the next step. This should ease the pressure put on users when moving to the next step defined in the framework. Additionally, we are exploring the option of providing support to users through the use of chatbots that possess the ability to comprehend and generate text resembling human language. With the recent advancement of Conversational AI Systems (CAISs), there are numerous opportunities to assist the EABSS framework user throughout the conceptual model development process.

In this paper we focus on two of these opportunities: (1) providing the user with some domain knowledge and conceptual modelling ideas by conducting a dry run through the EABSS framework with the help of a CAIS, and (2) using roleplay games with virtual stakeholders that possess specific domain knowledge, to imitate the discussions taking place between real stakeholders during a co-creation session. This helps to better understand the different viewpoints these stakeholders might have. Besides, we are exploring the role of CAISs as a brainstorming buddy and innovative idea generator in cases where there is no idea on how to design a model for a planned study.

Our work presents a novel approach for developing conceptual ABSS models. *We propose a tool that leverages Conversational AI (CAI) to generate innovative ideas for ABSS model design in a short amount of time and with a minimum of upfront case-based knowledge required.* The contribution this paper makes to the body of knowledge is a proof-of-concept for such a tool. We provide a generic prompt script that takes advantage of the information retrieval mechanisms embedded in the EABSS framework. The script can be used for any case study related to ABSS with only minor modifications. We demonstrate its usage and the quality of the generated outputs via an illustrative case study related to the impact of novel adaptive architecture components in a museum environment.

2 BACKGROUND

2.1 Agent-Based Modelling and Agent-Based Social Simulation

Agent-Based Modelling (ABM) is a modelling approach that focuses on describing a system from the perspective of its constituent units, known as agents, and their interactions (Bonabeau 2002). These agents are designed to mimic the behaviour of their real-world counterparts (Twomey and Cadman 2002). ABSS is a specific subset of Social Simulation that uses ABM to model individuals and their interactions within social structures. It specifically aims to identify social emergent phenomena, such as social cohesion, social norms and cooperation, spatial patterns, or cultural dynamics. A comprehensive analysis of the topic can be found in Dilaver and Gilbert (2023).

2.2 Co-Creation

Co-creation is a collaborative process, promoting the active and equal participation of multiple stakeholders (in our case including domain experts, researchers, and end-users) in the generation, development, and refinement of ideas, products, or services (Ind and Coates 2013). It is characterised by a shared decision-making approach, wherein diverse perspectives and expertise are integrated to foster innovation and problem-solving (Prahalad and Ramaswamy 2004). As stated by Chesbrough (2011) the co-creation approach emphasises the active involvement of stakeholders throughout the entire innovation process, ensuring a more contextually relevant and user-centred outcome.

The use of co-creation (participatory modelling) in ABSS is particularly beneficial in addressing complex social phenomena. By involving stakeholders in the conceptualisation and parameterisation of agent behaviours, the resulting models capture a broader range of factors influencing social systems (Smetschka and Gaube 2020). Hence, such a participatory approach contributes to the development of more contextually relevant and realistic simulations.

2.3 Engineering Agent-Based Social Simulations

The EABSS framework is a structured and transparent approach that applies best practices from Software Engineering to support various activities related to ABSS modelling, such as model conceptualisation, model documentation, reverse engineering of model documentation, discussions to analyse research topics, and blue sky thinking for defining novel and innovative research directions. Figure 2.1 shows a high-level overview of the framework. An in-depth explanation of the individual steps embedded in the framework can be found in Siebers and Klügl (2017).

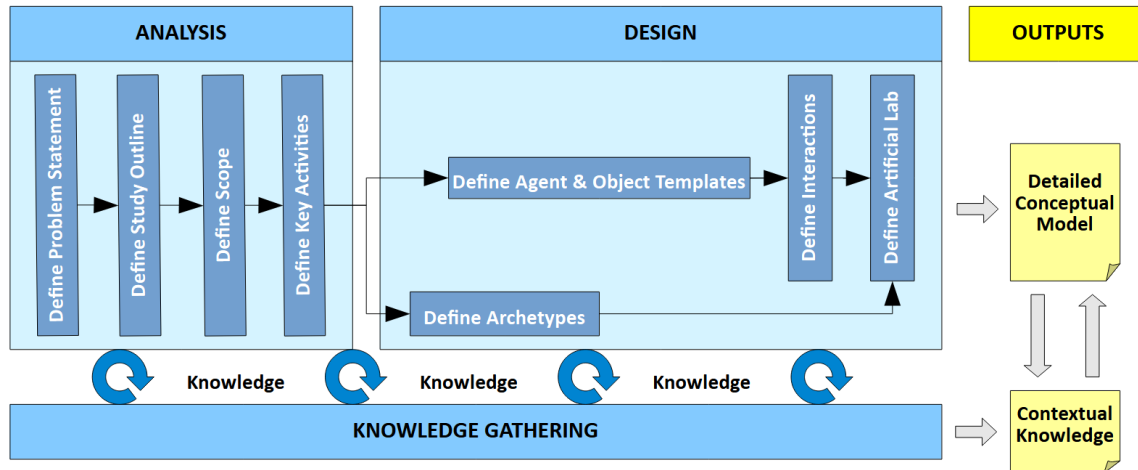


Figure 2.1 Overview of the EABSS framework (adapted from Siebers and Klügl 2017)

The EABSS process is grounded in the concept of co-creation (Mitleton-Kelly 2003) and ideas from Software Engineering (Sommerville 2015). In addition, it draws on elements of Kankainen's focus group approach to service design (Kankainen et al 2012). It implicitly provides ground rules, which is something commonly done when working with children but often forgotten when working with adults. These ground rules are in line with De Bono's philosophy of parallel thinking (De Bono 1985), and state that people are going to listen to each other, and that people respect each other's point of view. A focus group format is used for running EABSS sessions. To capture information the framework uses several predefined interactive tasks, table templates, and the Unified Modelling Language (UML), which is a graphical notation commonly used in Software Engineering, as main forms of stimulating and documenting contributions from all participants during the co-creation process.

The EABSS framework has been tested for all the potential use cases mentioned above in different domains, including Architecture, Geography, Organisational Cognition, Service Management, and Digital Mental Health. It uses a step-by-step approach designed to look at a complex system in more detail with every further step. Also, there is always information from previous steps that can be reused to initiate the next step. Reusing previous information in most cases avoids getting stuck during the modelling process. Still encountering difficulties is a clear indication that something in the preceding steps is incorrect and requires modification. Hence, the framework includes a built-in validation mechanism.

The outcome of an EABSS co-creation session is a structured record of the key points of the focus group discussions, in a format that is easy to understand by all stakeholders and people tasked with implementing the model, and easy to extend. With a little effort, this can be implemented as a simulation model, allowing to conduct simulation experiments. Academic examples that demonstrate the use of the framework can be found in Siebers and Klügl (2017), Barnes and Siebers (2020), and Mashuk et al (2024).

2.4 Conversational AI

The term 'conversational AI' refers to AI systems designed to engage in natural language conversations with users. Such systems, often powered by Natural Language Processing (NLP) and Natural Language Generation (NLG) models, are computer programmes designed to engage in conversation with users by understanding user inputs, processing text to discern meaning, context, and intent, and subsequently generating human-like language responses to facilitate interactions and provide assistance in various applications (Adamopoulou and Moussiades 2020; Crothers et al 2023). The vast majority of current CAISs use neural language models based on the Transformer Architecture proposed by Vaswani et al (2017). Neural language models use deep neural networks to understand and generate human-like language. They are pre-trained on vast amounts of diverse text data, enabling them to capture intricate patterns and nuances of language. Additionally, they often incorporate machine learning techniques, allowing them to improve their performance over time by learning from user interactions and feedback. Large Language Models (LLMs) like GPT-3 are a specific class of neural language models, characterised by their vast size and training data. ChatGPT is a prominent example of a CAIS that uses the GPT-3 architecture and integrates both, NLP and NLG, leveraging pre-training and machine learning to generate human-like responses based on the context provided in the conversation (Nazir and Wang 2023). The underlying mechanism of ChatGPT involves generating responses by predicting the next word or sequence of words given the context of the conversation. This process is driven by the model's ability to understand and generate coherent language based on the patterns it has learnt during training (Briganti 2023).

ChatGPT, developed by OpenAI, is currently the most prominent CAIS. Others include BERT and T5, developed by Google, ERNIE, developed by Baidu, and BART, developed by Facebook AI Research. The newest addition to the CAIS landscape is Gemini, developed by Google, which has a broader range of abilities, compared to its precursors. In-depth information about these and many other systems and models can be found on the Hugging Face Machine Learning and Data Science platform (Hugging Face 2024a).

While CAISs like ChatGPT showcase the huge potential of AI in NLP and NLG, it is essential to acknowledge their limitations, including their struggle to deal with ambiguity, the lack of real-world understanding, and the possibility of generating incorrect or biased responses (Hadi et al 2023). Therefore, they should be used as supplementary tools to support the work of humans, rather than relying solely on such tools for tasks that require nuanced comprehension, contextual awareness, and a comprehensive understanding of complex, real-world scenarios.

2.5 Related Work

Literature on ABSS in conjunction with terms related to CAISs (Large Language Model, Generative AI, Conversational AI, and ChatGPT) is still very sparse. Several papers explored the technical aspects and issues of integrating LLMs into ABMs to enhance the capabilities of simulated agents in terms of realistic human-like decision-making, social interactions, and communication within diverse simulated environments. Examples include Vezhnevets et al (2023), Wu et al (2023), and Chen and Wilensky (2023). All of these papers reached a consensus that LLM have significant potential for enhancing simulation research. However, more research is needed to fully understand their capabilities. Other papers focused on Generative ABM (GABM) and its application in understanding social system dynamics. GABMs are ABMs in which each agent is connected to an LLM. This allows agent reasoning and decision-making to be delegated to the LLM, which can perform a qualitative analysis before making decisions. As a result, the simulation exhibits more nuanced and realistic behaviours (Ghaffarzadegan et al 2024). This is a significant advantage over traditional ABMs, which rely on predefined rules and parameters. GABM has been used to explore scenarios such as social norm diffusion (Ghaffarzadegan et al 2024), epidemic modelling (Williams et al 2023), and opinion dynamics (Chuang et al 2023), aiming to capture complex social phenomena. As before, authors were very optimistic about the new technology, but also stated that there are numerous obstacles that need to be addressed. A more optimistic view is adopted by Wang et al (2024). They model individuals within an urban environment as LLM agents using a novel LLM agent framework for personal mobility generation. This framework employs an activity generation scheme that directs the LLM to

simulate a specific individual based on a predetermined activity pattern. Subsequently, it meticulously generates an activity trajectory that aligns with the individual's daily motivations. The authors claim that they have successfully demonstrated the potential of LLMs to enhance urban mobility management.

Literature on Co-Creation in conjunction with the terms related to CAISs exist, but on closer inspection the papers found all use the term co-creation to describe the interaction between humans and CAISs, rather than the concept of stakeholder discussion and shared decision-making. We did not find any papers that link Participatory Modelling to the terms related to CAISs.

Finally, we looked at the terms Conceptual Modelling and Conceptual Model in conjunction with the terms related to CAISs. While most papers in this category focused on systems engineering, they offer valuable insights that align well with the objectives of our research initiative. Noteworthy amongst these papers is the work of Härer (2023) who developed a conceptual model interpreter that uses an iterative modelling process, generating and rendering the concrete syntax of a model (in the form of class diagrams and directed graphs) conversationally. The results indicate that modelling iteratively in a CAIS is a viable option. In contrast, Giabbanelli (2023) discusses technical concepts of mapping each of the core steps in a simulation study life cycle (conceptual modelling; simulation experiment; simulation output; verification and validation) to a task in NLG. The paper concludes that it would be exciting if it would be possible to automatically generate a functional simulation model prototype from a conceptual model created with the help of a CAIS, but that the current state of the art is not advanced enough to make this happen.

In conclusion, our analysis of related work reveals a significant gap in exploring the integration of CAISs into workflows related to conceptual modelling in ABSS. We only found one closely related paper, written by Giabbanelli (2023), which approaches the topic from a methodological perspective, providing in-depth guidance for the use of different technologies to achieve the goal of holistic simulation study automation, without giving a concrete implementation example. In contrast, we will focus on the practical side by demonstrating the capabilities of CAISs in supporting the process of co-creating conceptual ABSS models. The successful use of LLMs in GABM demonstrates their potential in supporting conversations and decision-making, both of which are critical aspects of the co-creation process we intend to implement.

3 METHOD

One can consider multiple scenarios for incorporating CAI into the ABSS model design process, utilising the EABSS framework as its basis: (1) CAI as an idea generator for developing novel and innovative project ideas, (2) CAI as an impersonator for representing absent focus group participants, providing their perspectives during discussions and debates, (3) CAI as a trainer for EABSS moderators, (4) CAI as a mentor, helping when ideas are scarce, before, during, or after each EABSS step within a focus group session, and (5) CAI as an expert for filling gaps in a focus group report after the focus group session is completed. In our research activities and the proof-of-concept illustrative case study, we mainly focus on the first two scenarios: the use of CAI for idea generation and the use of CAI for enacting missing focus group participants.

3.1 Prompt Engineering

Currently, the craft of prompt engineering is more an art than a science. However, there are well-established general principles that prove helpful for creating draft prompts, which can subsequently be fine-tuned for a specific purpose or application domain. Busch et al (2023) state that a standard template for a prompt should adhere to the following structure: "context or background information, clear instructions, example(s), constraints or guidelines, acknowledgement of ambiguity, and feedback loop". For instance, consider the following prompt aimed at generating an explanation of Einstein's Theory of Relativity: "Take on the role of a senior physicist writing the background section of a journal article on Albert Einstein's Theory of Relativity. Explore its significance in Physics, delve into the historical context, and analyse its impact on our comprehension of space, time, and gravity. Your essay should encompass an overview of the key principles, such as the equivalence of mass and energy, time dilation, and the curvature of spacetime. Provide concrete examples, such as the influential thought experiment with a moving train. Adhere to a

500-word limit, ensuring a balanced blend of technical details accessible to a broad audience. Support your information with citations and acknowledge potential ambiguities, offering your perspective on multiple interpretations. Use the feedback loop to evaluate the accuracy, clarity, and coherence of the essay, emphasising the need for engaging and informative content in any revisions". This prompt adheres to the structure mentioned above. Of course, it is not always necessary or even advisable to strictly follow this pattern, but it provides a good foundation for prompt engineering.

3.2.1 Scripting Principles

We decided to present the collection of prompts needed to generate a conceptual ABSS model as a holistic script that follows certain guiding principles: (1) it needs to be easy to use, containing prompts that are based on the standard prompt template defined in Section 3.1, whenever possible, (2) it needs to be accessible for everyone, i.e. it should work with the free ChatGPT 3.5 version, (3) the user needs to have a choice between execution speed and response quality, (4) it needs to be able to provide tables and diagrams as responses, as these are essential components of the EABSS framework, (5) its chained prompts need to follow some design patterns, for transparency, to prevent errors, and to make it easy to maintain and extend, (6) it needs to support user interaction, e.g. for revising responses, (7) it needs to generate an informative report, in line with the EABSS framework output, and (8) it needs to provide some kind of language support, to make sure everyone understands the terminology used within the report. In the following, we will refer to this script as the "EABSS script".

3.3 Large Language Model Fine-Tuning

Fine-tuning is a way to take a pre-trained LLM, which is good at general language understanding, and make it a specialist in a particular area. This requires a dataset of text that is relevant to the specific task the LLM should perform. With a smaller, task-specific dataset, one essentially adjusts the LLM's internal parameters to make it better on the chosen task (Ozdemir 2023).

Besides the purpose of providing a structured approach to ABSS model design the EABSS framework also supports the fine-tuning process of the LLM underlying ChatGPT for each specific case study. What has been derived in a previous step is used as a basis for the next step. This mechanism supports the learning of the LLM for a specific case on the fly, hence training it for the specific task at hand, without any additional effort. It mimics the active few-shot fine-tuning using transductive active learning (Hübotter et al 2024). Only relevant information is kept, which makes this approach very efficient.

3.4 Concept Validation

To assess the capabilities of the EABSS script, we employ a case study approach. We use one of our previous illustrative EABSS case studies, namely "Adaptive Architecture in a Museum Context" (Siebers et al 2018). Originally, we conducted this case study for the purpose of testing the EABSS framework as an idea generator for developing novel and innovative concepts. We use the report generated back then as our "Ground Truth" (GT) for this study. When applying the EABSS script, the only information we provide to ChatGPT in relation to the illustrative case study is a summary of the relevant topic (which is the same information we started with in the GT case) and an indication of the related domain. All the remaining information is generated by the CAIS. For this reason, our expectation is that we will get a conceptual model that focuses on different aspects, and our hope is that it will provide some innovative ideas that could be used either on their own or to improve the GT conceptual model.

For evaluating the quality of the EABSS script responses in the context of ABSS model design we decided to use evaluation by human experts (Botpress Community 2024). While there are more formal methods for evaluating the quality of CAIS responses, such as Perplexity, these methods are intended for measuring the impact of training on the underlying LLM (Hugging Face 2024b) rather than evaluating the quality of prompts. For our evaluation we use the following criteria: (1) Usability: Is the EABSS script easy to use? (2) Generality: Is the script tailored to a specific problem, or is it more general-purpose? (3) Pertinency: Did the CAIS produce an output report relevant to the provided topic? (4) Readability: Does

the output generated by the CAIS exhibit coherence and flow, facilitating reader comprehension? (5)
Conformity: Does the CAIS's resulting report appropriately cover all aspects of the EABSS framework?
(6) Believability: Do the responses generated by the CAIS effectively mimic human responses? (7)
Originality: Does the CAIS's resulting report embody novel and innovative ideas?

4 EABSS SCRIPT DETAILS

4.1 EABSS Script Foundation

The script we created is based on the EABSS framework presented in Section 2.3. It considers each of the eight steps inherent in the framework. Information reuse guidance is embedded in the form of requirements. While the script is closely related to the EABSS framework, it is not an exact match. To fully use the capabilities of ChatGPT, we added some additional features to our script that are easy to generate and support the knowledge build-up during the conceptual modelling process, providing some additional contextual insight. An example of such an addition is the definition of terminology.

4.2 EABSS Script Segmentation

The script is separated into four main segments. Segment 1 provides instructions to ChatGPT concerning the style of responses and encourages ChatGPT to generate high-quality output, based on the chat history. This relates to the iterative information retrieval concept embedded in the EABSS framework. Segment 2 focuses on the analysis of the problem to be investigated, defining a problem statement, study outline, model scope, and key activities. This relates to Steps 1-4 in the EABSS framework. Segment 3 covers the model design, defining archetypes, agent and object templates, interactions, and the artificial lab. This relates to Steps 5-8 in the EABSS framework. Segment 4 provides some concluding remarks, testifying that the aim has been achieved, answering the questions related to the objectives and hypotheses, and listing identified limitations and ideas for overcoming these limitations through further work.

4.3 EABSS Script Implementation Strategies and Patterns

As stated in Section 3.1, prompt engineering is a challenging task. Prompts can easily get messy and unproductive. One can quickly lose the overview when working on complex prompts that depend on each other and should be executable in a chain. In light of this, our objective during the scripting process was to construct a well-structured script that includes clear prompts, with the added benefit of making it easy to maintain and extend the script. To achieve this goal, we established a series of prompt design strategies and patterns that we consistently applied during the development of the EABSS script.

4.3.1 Prompt Design Strategies

The web is full of suggestions related to prompt engineering and several books have been published on the topic, such as Sarrion (2023). However, consensus is lacking among these resources, and reliable documentation or well-established standards are not available. In Section 3.1 we have outlined the main principles for crafting effective prompts. Here, we elaborate on implementing these principles by presenting a collection of prompt design strategies and providing examples of how they are used in conjunction with the EABSS script.

Chat preparation: It is important to prepare ChatGPT for the job at hand. This can be done by providing some initial commands to improve ChatGPT's memory skills, define the randomness level of the output as well as control diversity, response clarity, and quality. The following prompt could be used for this purpose: >>You are ChatGPT, a language model developed by OpenAI. Consider the ENTIRE conversation history to provide 'accurate and coherent responses'. Use Temperature TEMP 1.8 AND Top_p NUCLEUS SAMPLING 0.9 during the entire conversation. Use clear, precise language during the entire conversation. Prioritise substance during the entire conversation.<<. If a chain of individual prompts is used, it is recommended to instruct ChatGPT to work through them step-by-step. The following prompt could be used

for this purpose: >>*Step-by-step, work through the following task list in the given order during the entire conversation.*<<. It should be placed at the beginning of a list of bullet point prompts.

Avoiding response display: ChatGPT can be directed not to display a response on the screen for some time. The response will still be generated but will not be displayed. This reduces the required waiting time between prompt submissions, in particular when prompts generate verbose responses. The following prompt could be used for this purpose: >>*Do not print anything! Got it? Say yes or say no!*<<. ChatGPT will respond to this with either a "Yes" if all prompts pasted in one shot were executed successfully, or with a "No" if there were issues. It is important to place the output-avoiding prompt at the end of the content pasted into ChatGPT in one shot, which can be a single prompt or a collection of prompts of any size.

Roles and tones: It is recommended to define roles and tones for ChatGPT to adopt during a conversation, as these have a significant impact on the content and style of its responses. The first decision to make involves setting the defaults for the entire conversation. The following prompt provides an example: >>*Take on the "role" of a "Sociologist" with experience in "Agent-Based Social Simulation" during the entire conversation, unless instructed otherwise. Use a "scientific tone" during the entire conversation unless instructed otherwise.*<<. During the chat, role and tone can be temporarily changed, either jointly or independently from each other. The following prompts provide an example for changing both: >>*Take on the role of a "Focus Group Moderator" with experience in "architecture". Use a "debating tone".*<< ... >>*Get back to the previous role. Get back to the previous tone.*<<.

Reuse of information: All LLMs are stateless by design, which means that the LLM itself does not retain any conversation information. Instead, the context is retained in the ChatGPT web application in the form of the actual conversation (Kelk 2023). What happens behind the scenes during a conversation is that when ChatGPT receives a new prompt, it re-reads the entire conversation. Hence it appears that ChatGPT has a memory. Once a conversation gets too long (the maximum for ChatGPT 3.5 is around 3000 words in a single conversation) ChatGPT removes pieces of the conversation from the beginning at the same level as new information is added to the end. Hence it appears that ChatGPT forgets information.

To minimise information loss during a conversation, it is essential to create prompts that hold only necessary commands and are formulated concisely. In this context it is recommended to carefully evaluate and improve prompts, if necessary, to ensure they satisfy those requirements. Additionally, commands should be embedded into these prompts to ensure only relevant information is provided concisely, avoiding repetition and meandering.

However, when we consider that we are attempting to imitate an EABSS focus group discussion that lasts for several hours, it could be argued that ChatGPT's forgetfulness is not entirely negative. In reality, participants often forget facts during such long focus group discussions. If needed, information can be retrieved through "memorised keys", which represent the notes taken during a real-world focus group session. The following prompt provides an example: >>*Define the "aim" for the study in 40 WORDS (if possible). Memorise this aim as {key-aim}. List the memorised key-aim.*<<. As soon as these memorised keys are used, they are refreshed in ChatGPT's memory. Hence, if there are concerns about losing valuable information, the relevant memorised keys could be accessed, extending their retention time in ChatGPT's memory.

Prompt clarity and structure: Using symbols or characters in prompts can enhance clarity and structure. Unfortunately, there are no official guidelines on this topic, so we decided to ask ChatGPT itself for some guidelines. After intensive testing, the ones we found most useful for our script are bullet points (to list items in a clear and organised manner), numbered lists (to present information in a specific order), colons (to introduce a list, explanation, or elaboration), quotation marks (to indicate that a specific term or phrase should be used), squared brackets (to provide additional information or clarify a point), ellipses (punctuation mark (...), to indicate a continuation or omission), parentheses (for additional comments or information that is related but not crucial to the main prompt), slashes (to present two options or alternatives), curly braces (to represent choices, variables, or placeholders), capitalisation or bold text using **...*** (to emphasise importance), and vertical bar between command sequences (to imitate a Unix pipe).

Script-based visualisation: ChatGPT 3.5 cannot generate diagrams directly. However, it can generate scripts for applications that utilise them to generate diagrams. Examples of applications that are capable of

creating UML diagrams (the diagram type used by the EABSS framework) from scripts are PlantUML (PlantUML 2024) and Mermaid.js (Mermaid 2024). Unfortunately, generated scripts often contain errors. Therefore, it is important to take extra care when creating visualisation-related prompts, to ensure that reoccurring errors are dealt with by the prompt itself.

Definition of relevant terminology: It is advisable to ask ChatGPT to define relevant terms to ensure that the user's understanding aligns with ChatGPT's interpretation. Here, ChatGPT must act in the correct role for the context, as its interpretation of terminology may vary depending on the specific domain or context. In addition, this practice supports users not familiar with all the relevant terminology used in the EABSS framework.

Refining responses: Sometimes ChatGPT provides responses without sufficient depth, or misses required elements, features, or options. In such cases, refining the response is required. While nothing can be deleted from the conversation, memorised artefacts in keys can be updated. When referring to them later, the updated content will be considered, instead of the original one. For the refinement, it is helpful to have a library of alteration and reinforcement prompts. The following prompts are examples of tweaking responses (replace "x" with the relevant content): *>>Remove x. Update the memorised key.<<; >>Add x. Update the memorised key.<<; >>Increase complexity. Update the memorised key.<<; >>Critically reflect and improve x based on your reflection. Update the memorised key.<<.*

4.3.2 Prompt Design Patterns

In Software Engineering, design patterns represent high-level solutions to common problems that occur during software design. They tackle recurring design challenges by offering general guidelines and solutions derived from best practices that have evolved and are rooted in well-established design principles. This enables the creation of code that is more modular, maintainable, and scalable. Building upon this concept, we have created four design patterns that are utilised in the EABSS script. While these patterns are not intended to be rigorously enforced, they offer guidance and enhance transparency in prompt design. In the following, we present the commands embedded in our design patterns in the form of command chains. Commands labelled "OPTIONAL" are not relevant for all command chain implementations that are based on the related pattern. Commands labelled "INTERVENE" are opportunities for the script user to influence the responses of ChatGPT manually. Text within curly braces and the curly braces themselves have to be replaced with the details mentioned in these braces.

General pattern commands: (1) Take on the role of {provide a role related to the specific activity of the step} with experience in {provide an experience related to the specific activity of the step}. (2) Provide definitions of relevant terms in the context of the role adopted: {provide a list of terms to be defined}. (3) Define several relevant elements for the step. (4) OPTIONAL: The following requirements must be satisfied when choosing these elements: {provide a numbered list of requirements}. (5) Provide further specifications ({provide a list of comma-separated specification types}) for these elements. (6) OPTIONAL: Use provided output format: {provide the desired output format} (7) Memorise details using a {provide key placeholder name}. (8) INTERVENE: Add (or remove or change) {provide relevant element (and statement of action)} and update related memorised {provide related key placeholder}. (9) INTERVENE: Increase complexity and update related memorised {provide related key placeholder}.

Co-creation pattern commands: (1) Play a co-creation role-play game in which all the memorised key-stakeholders discuss with each other potential {provide topic to be discussed} for the study considering the pros and cons. (2) Use a "debating tone". (3) The moderator focuses on 1 novel RANDOM question. (4) Provide the question and the details of the controversial discussion. (5) Agree on {add required number} potential {provide topic under discussion} that satisfy the view of all participating memorised key-stakeholders. Memorise these potential {provide topic under discussion} as {provide key placeholder name}. (6) OPTIONAL: Propose {add required number} criteria for ranking the {add required number} potential {provide topic previously discussed} to support the decision which {provide topic previously discussed} to carry forward. (7) OPTIONAL: Use provided output format: {provide the desired format}. (8) Use a "scientific tone".

Table pattern commands: (1) Use provided table format and creation rules: {provide table format and creation rules}. (2) Define {provide several relevant elements for the step}. (3) OPTIONAL: The following requirements must be satisfied when choosing these elements: {provide a numbered list of requirements}. (4) Provide further specifications ({provide a list of comma-separated specification types}) for these elements. (5) Follow the guidance on how the information should be organised within the table: {provide a list of guidelines}. (6) Memorise details using a {provide key placeholder name}. (7) INTERVENE: Add (or remove or change) {provide relevant element (and statement of action)} and update related memorised {provide related key placeholder}. (8) INTERVENE: Increase complexity and update related memorised {provide related key placeholder}.

Diagram pattern commands: (1) Generate a script for a 'comprehensive {provide a specific UML diagram type} diagram' in "Mermaid.js". (2) Use the following information for the diagram design: {either provide a memorised key or a numbered list of required information types}. (3) The following requirements must be satisfied when creating the diagram: {provide a numbered list of requirements (often requests to provide specific elements of a diagram or to avoid systematic errors in a diagram; for the latter, it is helpful to provide examples of correct solutions)}. (4) OPTIONAL: Increase complexity and add additional features: {comma-separated list of additional features}. (5) OPTIONAL: Critically reflect and improve the script based on your reflection. (6) Memorise details using a {provide key placeholder name}. (7) INTERVENE: Add (or remove or change) {provide relevant element (and statement of action)} and update related memorised {provide related key placeholder}. (8) INTERVENE: Increase complexity and update related memorised {provide related key placeholder}.

5 VALIDATION EXPERIMENT

To validate the EABSS script, a case study approach was employed. We prepared the EABSS script by including the topic of the illustrative GT study focussing on Adaptive Architecture. We then used ChatGPT to generate an independent report for the GT study. The GT study serves as a benchmark for evaluating the quality of ChatGPT responses in comparison to human responses. To evaluate the report quality we answered the assessment questions defined in Section 3.4. In this paper we will only present samples of the prompts we supplied to ChatGPT during the validation experiment along with the corresponding responses it generated. The complete EABSS script, encompassing all prompts used during the validation experiment, can be found in the Appendix. For comprehensive reports about the resulting conceptual models of the GT study and the validation experiment with ChatGPT, please refer to CoMSES Net (CoMSES 2024).

5.1 Target Outcome

The goal of the GT study was to generate ideas for using adaptive architecture in a futuristic museum within an exhibition room that is visited by adults and children. The adaptive architecture we planned to integrate consisted of large wall-mounted screens on which smart content windows were moving with the visitors. During our focus group discussions, we identified another artefact of interest, a smart partition wall that creates a dynamic and flexible exhibition space by constantly analysing visitor movement and physically relocating itself. Through real-time decision making, the partition wall optimises the floor space for the visitors located in each of the sections it created.

A representation of the exhibition room layout and the interaction of visitors with the artefacts is depicted in Figure 5.1. More details about the model and its implementation can be found in Siebers et al (2018). There are two large screens on the left and right wall of the room, and several moving windows on the screens. Window size and position change depending on the number of visitors reading them and their movement. In the middle, we have a waiting area where visitors can relax. In the bottom left is an entrance where visitors are coming in at a specific rate, and in the top right is an exit where visitors leave the museum once they complete their journey through the interactive displays. Wall movement and visitor movement are based on the same principle, using the Social Force Model (Helbing and Molnar 1995) as a basis. Therefore, the wall moves with care, avoiding any obstacles, and optimising the space for visitors depending on the numbers on each side. Visitors are represented as coloured circles, where the same colours

indicate groups of visitors, and the line represents the direction of view. The size of the circles denotes the body radius of the visitor.

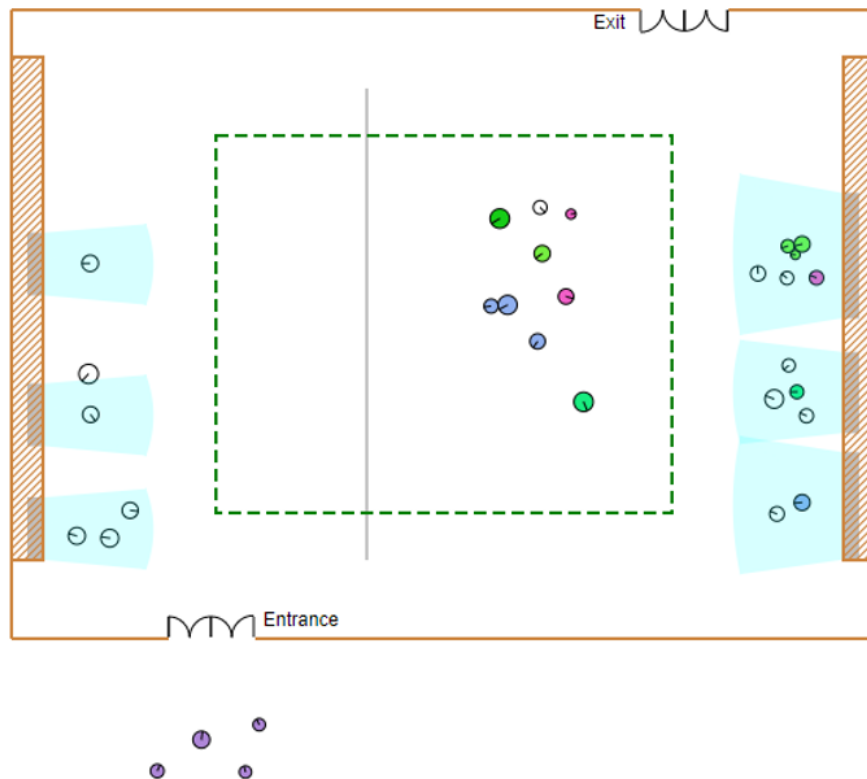


Figure 5.1: Screenshot of the implemented GT study model running in AnyLogic

5.2 Experiment Setup

For the experiment, we have used the free online version of ChatGPT 3.5 (ChatGPT 2024). In addition, we have used the free ChatGPT extension editGPT (editGPT 2024), which improves the response quality in terms of grammar and style in real-time. To make the EABSS script available to the whole community, we have refrained from using the ChatGPT 3.5 API (making prompt handling and response collection and formatting much easier) or ChatGPT 4 (generating responses that are more accurate and coherent due to a better grasp of the context and the capability of better realising nuances), as these are paid services.

We can fine-tune the balance between creativity and relevance in the ChatGPT's responses by defining two parameters, "Temperature" and "Top_p". Temperature (temp) controls the randomness of the output. A lower temperature (closer to 0) makes the responses more deterministic and repetitive, while a higher temperature (closer to 2) makes the responses more diverse and random. Top_p (nucleus sampling) controls the cumulative probability distribution of the LLM's predictions, filtering out the least likely options. A lower Top_p value makes the LLM more focused on high-probability outcomes, leading to less randomness in the responses. A higher Top_p value allows for more diversity in the text generated by the LLM, as it considers a broader range of possible outcomes. In the experiment presented in Section 5.3, we used a Temperature value of 1.8 and a Top_p value of 0.9, as we are interested in more diverse and less predictable responses.

5.3 Experiment Execution and Results

The sub-sections that follow provide examples of EABSS script bullets and ChatGPT's responses related to these bullets, to illustrate: (1) script setup and problem statement prompt chains and responses, (2) general

text-based prompt chains and responses, (3) co-creation prompt chains and responses, (4) table-based prompt chains and responses, and (5) UML-based prompt chains and responses.

To save space, responses have been compressed into a more compact format. Where appropriate, rather than presenting scripts generated by ChatGPT, we exhibit the artefacts that can be created from the script provided by ChatGPT. The responses presented in the following are taken from a single run of the EABSS script. Since ChatGPT generates responses through a process that involves stochasticity, these are not reproducible. However, individual runs with the same script setup will generate similar responses.

5.3.1 Script setup and problem statement generation

The information required to set up the EABSS script for a new case study is minimal. It includes a brief description of the study topic, the domain in which the study is conducted, and the subdomain to further define the application area. The prompt elements that need to be updated are presented in blue in the following script snippets. All other information related to the case study will be generated by ChatGPT. Careful deliberation is essential in formulating the script sections in blue, as their content significantly impacts the responses generated by ChatGPT. The length of the topic description can vary depending on how general the topic is, and how much information about it is available online. The rule of thumb is "the broader the topic, and the more about it is known on the internet, the shorter the topic description can be". However, there is no harm in providing a more detailed topic description. The core elements within the topic description can be capitalised to emphasise their importance. The prompt chain for demonstrating script setup and problem statement generation is an excerpt from the EABSS "Define Problem Statement" step.

Prompt chain

- Display MD "Problem Statement". Render as 'Heading Level 3'. Only show rendered result| Take on the "role" of a "Sociologist" with experience in "Agent-Based Social Simulation". Memorise this role as {**key-role1**}. List memorised key-role1| Define the "topic" of the memorised key-studyType as "The goal of this study is to generate IDEAS for using ADAPTIVE ARCHITECTURE in futuristic MUSEUMS within an exhibition room that is visited by ADULTS and CHILDREN. The adaptive architecture consists of 2 kinds of artefacts: (1) 2 large wall-mounted SCREENS on which SMART CONTENT WINDOWS move with the visitors and (2) a SMART PARTITION WALL that creates a dynamic and flexible exhibition environment by continuously analysing visitor movement, making real-time decisions, and physically reconfiguring the space to optimise the experience for everyone. The adaptive architecture artefacts represent AI-DRIVEN INTELLIGENT OBJECTS.". Memorise this topic as {**key-topic**}. List memorised key-topic| Memorise "Exploratory" as {**key-researchDesign**}. List memorised key-researchDesign| Memorise "Social Studies" as {**key-domain**}. List memorised key-domain| Memorise "Human Behaviour" as {**key-specialisation**}. List memorised key-specialisation| Use an "inspirational tone". Define a novel and creative "context" for the memorised key-topic in 200 WORDS (if possible)| Use a "scientific tone". Memorise this context as {**key-context**}. List memorised key-context| Define 5 "stakeholders" for the memorised key-topic, to participate in a co-creation role-play game. Memorise these 5 stakeholders together with their personas (without names) as {**key-stakeholders**}. List memorised key-stakeholders.
- Define 5 "keywords" for the memorised key-studyType in the context of the memorised key-topic in the form of a comma-separated list. Memorise these 5 keywords as {**key-keywords**}. List memorised key-keywords| Use an "inspirational tone". Define the "title" for the memorised key-studyType in the context of the memorised key-topic in 12 WORDS (if possible). Memorise this title as {**key-title**}. List memorised key-title| Define the "aim" for the memorised key-studyType in the context of the memorised key-topic in 40 WORDS (if possible). CONSIDER the memorised key-potentialAims in your definition| Use a "scientific tone". Memorise this aim as {**key-aim**}. List the memorised key-aim.

Response

- Problem Statement:** As a Sociologist experienced in Agent-Based Social Simulation (ABSS), my role is to address the challenge of integrating adaptive architecture into future museum designs.

Memorised Roles {key-role1}: Sociologist with experience in Agent-Based Social Simulation.

Memorised Topics {key-topic}: The goal of this study is to generate ideas for using adaptive architecture in futuristic museums within an exhibition room that is visited by adults and children. The adaptive architecture consists of 2 kinds of artefacts: (1) 2 large wall-mounted screens on which smart content windows move with the visitors and (2) a smart partition wall that creates a dynamic and flexible exhibition environment by continuously analysing visitor movement, making real-time decisions, and physically reconfiguring the space to optimise the experience for everyone. The adaptive architecture artefacts represent AI-driven intelligent objects.

Memorised Research Design {key-researchDesign}: Exploratory.

Memorised Domains {key-domain}: Social Studies.

Memorised Specialisations {key-specialisation}: Human Behaviour.

Context: In the context of futuristic museum designs, the integration of adaptive architecture opens the door to a transformative experience for visitors. Imagine stepping into a museum where the environment dynamically responds to your presence and interests. The adaptive architecture, with its intelligent artefacts, creates an immersive journey for both adults and children. As visitors move through the space, smart content windows on large screens guide them, providing tailored information and interactive experiences. Meanwhile, the smart partition wall adjusts the layout in real-time, creating new paths and interactive zones based on visitor behaviour. This dynamic environment not only enhances learning but also fosters creativity and engagement, making each visit a unique adventure.

Memorised Stakeholders {key-stakeholders}:

 - Museum Curator:** Responsible for overall museum design and visitor experience. *Persona:* Enthusiastic about innovative approaches but cautious about disruptions to traditional museum layouts.
 - Architect:** Designs the physical layout and structure of the museum. *Persona:* Focused on aesthetics and functionality, interested in integrating technology seamlessly.
 - Educator:** Develops educational programs and activities for museum visitors. *Persona:* Seeks to enhance learning outcomes through interactive experiences.
 - Technologist:** Provides technical support for implementing adaptive architecture. *Persona:* Driven by innovation, eager to explore cutting-edge technologies.
 - Visitor:** Represents the end-user experience. *Persona:* Seeks engaging and memorable experiences during museum visits.

Memorised Keywords {key-keywords}: Adaptive architecture, Futuristic museums, Smart content windows, AI-driven objects, Visitor experience.

Memorised Title {key-title}: "Adaptive Architecture: Transforming Future Museums with Intelligent Environments".

Memorised Aim {key-aim}: The aim of this study is to explore the integration of adaptive architecture into futuristic museums to enhance visitor experience and educational value. By investigating the potential of smart content windows and AI-driven objects, the study seeks to create dynamic and engaging environments that cater to diverse audiences.

5.3.2 Text output generation

The prompt chain for demonstrating text output generation is an excerpt from the EABSS "Define Study Outline" step. It focuses on the "Define Experimental Factors" segment.

Prompt chain

- Define 3 "ABSS experimental factors" for the memorised key-studyType in the context of the memorised key-topic. You ALWAYS must satisfy the following 2 requirements for defining experimental factors: 1) The experimental factors need to be useful for creating memorised key-studyType scenarios. 2) CONSIDER the memorised key-objectives and the memorised key-hypotheses for defining the experimental factors. CONSIDER the memorised key-potentialExperimentalFactors in your definitions| List the experimental factors with 1 value range for each experimental factor. 1 of them MUST use a 'nominal scale' AND 1 of them MUST use an 'ordinal scale' AND 1 of them MUST use a 'ratio scale'. Memorise these 3 experimental factors together with the value ranges as {key-experimentalFactors}.

Response

- **Experimental Factors:** 1. Visitor Traffic Patterns (Nominal Scale): *Description:* Different patterns of visitor movement through the museum. *Value Range:* Low Traffic; Moderate Traffic; High Traffic. 2. Exhibit Layout Flexibility (Ordinal Scale): *Description:* Degree of flexibility in rearranging exhibit layouts based on visitor movement. *Value Range:* Low Flexibility; Moderate Flexibility; High Flexibility. 3. Content Personalization (Ratio Scale): *Description:* Level of personalization of content based on visitor interests and demographics. *Value Range:* Minimal Personalization; Moderate Personalization; Extensive Personalization.

5.3.3 Co-creation output generation

The prompt chain for demonstrating co-creation output generation is an excerpt from the EABSS "Define Key Activities" step. It captures the focus group discussion about UML actors.

Prompt chain

- Play a co-creation role-play game in which all the memorised key-stakeholders discuss with each other potential ABSS UML actors for the study considering the pros and cons. Use a "debating tone". The moderator focuses on 1 novel RANDOM question. Provide the question and the details of the controversial discussion| Agree on 8 potential ABSS UML actors that satisfy the view of all participating memorised key-stakeholders| Memorise these potential ABSS UML actors as {key-potentialUMLActors}| Propose 3 criteria for ranking the 8 potential ABSS UML actors to support the decision which ABSS UML actors to carry forward| Use a "scientific tone".

Response

- Moderator: Let's discuss the potential ABSS UML actors for our study on adaptive architecture in museums. Before we begin, here's a question: Should we include a separate actor for children, or should they be considered within the general visitor category? Museum Curator: Children have unique needs and behaviors compared to adults. It makes sense to have a separate actor for them. Educator: I agree. Children's engagement and learning experiences are often different from adults. We need to tailor our approach accordingly. Visitor: But wouldn't separating them make the model too complex? We should keep it simple and just consider them as visitors. Architect: Complexity isn't necessarily a bad thing if it allows us to capture the nuances of visitor behavior accurately. Let's hear from the technologist on this. Technologist: From a technical standpoint, it's feasible to include separate actors for children. With proper design, we can maintain clarity while accommodating their specific interactions. Visitor: But what about the risk of overlooking other important actors? We shouldn't focus too much on children at the expense of other visitor groups. Museum Curator: That's a fair point. We should consider other important actors like museum staff and maintenance personnel. Architect: Agreed. We need to ensure that our model covers all relevant actors involved in the museum's operation and interaction with the adaptive architecture. Moderator: It seems like there's a balance to be struck between including specific actors like children and ensuring we cover all necessary roles. Let's aim for a comprehensive yet manageable set of ABSS UML actors. Potential ABSS UML Actors: 1. Adult Visitor. 2. Child Visitor. 3. Museum Staff. 4. Maintenance Personnel. 5. Architectural Designer. 6. Technologist. 7. Curator. 8. Educator. Criteria for Ranking Potential ABSS UML Actors: 1. Relevance to the study's objectives. 2. Influence on the adaptive architecture system. 3. Availability of data for accurate modeling.

5.3.4 Table output generation

The prompt chain for demonstrating table output generation is an excerpt from the EABSS "Define Scope" step. It focuses on generating a scope table. To improve comprehensibility, we have created an Excel table from the response script generated by ChatGPT.

Prompt chain

- Use TABLE format WITH "plaintext" and WITHOUT any code formatting. DO NOT use "
". IGNORE ALL space limitations| Define 15 "real-world elements" with relevance to the memorised key-topic. You ALWAYS must satisfy the following 7 requirements for defining real-world

elements: 1) Consider what 'real-world elements' are needed to represent in the model scope and to satisfy the memorised key-aim. 2) ALL 4 memorised key-umlActors MUST BE REPRESENTED. 3) At least 2 Physical Environment elements MUST be present. At least 2 Social Aspect elements MUST be present. At least 2 Psychological Aspect elements MUST be present. At least 2 Misc elements MUST be present. 4) Consider the memorised key-context. 5) Consider all nouns in the conversation history. 6) Each element can only be in 1 category. 7) Social Aspect elements MUST describe theories of social behaviour. 8) Psychological Aspect elements MUST describe theories of psychological behaviour. Feel free to be creative and add your ideas. Categorise the 'real world elements' into Actors, Physical Environment, Social Aspects, Psychological Aspects, and Misc. TABLE MUST include 15 rows. Organise all 15 elements into categories and provide a brief explanation. Memorise these 15 elements and explanations as {key-explanations}| List the memorised key-topic relevant real-world elements in the form of table rows. Provide a column for Category. Provide a column for Sub-Category. Provide a column with the memorised key-explanations. Provide a column with concise justifications in ABOUT 25 WORDS. Memorise this table as {key-modelScope}.

Response

Category	Sub-Category	Explanation	Justification
Actor	Visitor	Represents individuals visiting the museum, including adults and children	Visitors are essential for simulating interactions with the museum environment and adaptive architecture
	Educator	Represents educators responsible for developing educational programs and activities for museum visitors	Educators play a key role in designing educational experiences and guiding visitor interactions
	Administrator	Represents the administrator responsible for the overall design and visitor experience of the museum	Administrators provide insights into the museum's vision and objectives, guiding the design of adaptive architecture
	Technician	Represents technician providing technical support for implementing adaptive architecture in the museum	Technicians ensure the feasibility and effectiveness of integrating technology into museum exhibits and spaces
Physical Environment	Exhibition Spaces	Represents the physical areas within the museum where exhibits are displayed	Understanding the layout and dynamics of exhibition spaces is crucial for designing adaptive architecture
	Interactive Installations	Represents interactive installations and exhibits within the museum	Interactive installations are key components of the museum experience and need to be considered in adaptive design
Social Aspects	Visitor Interactions	Represents social interactions among visitors, such as group visits, conversations, and collaborative activities	Social interactions contribute to the overall museum experience and influence visitor engagement
	Learning Communities	Represents communities of learners engaging in educational activities and programs within the museum	Learning communities foster engagement and knowledge sharing among visitors, enhancing learning outcomes
Psychological Aspects	Engagement Levels	Represents the varying levels of engagement exhibited by visitors, ranging from passive observation to active exploration	Understanding engagement levels helps tailor experiences to visitor preferences and interests
	Emotional Responses	Represents the emotional responses of visitors to exhibits and interactive elements within the museum	Emotional responses influence visitor satisfaction and memory retention, impacting the effectiveness of museum experiences
Misc	Time	Represents the time spent by visitors in different areas of the museum	Time is a crucial factor in understanding visitor behavior and optimizing museum layouts and experiences
	Spatial Layout	Represents the physical arrangement and layout of exhibits, interactive elements, and pathways within the museum	Spatial layout affects visitor navigation, engagement, and overall museum experience
	Safety	Represents emergency protocols and procedures for ensuring visitor and staff safety in case of emergencies	Safety is important in case of emergencies such as evacuations or medical incidents
	Feedback Mechanism	Represents the use of visitor feedback collection systems	Feedback mechanism gathers insights to improve exhibits, enhancing visitor satisfaction and engagement with tailored experiences
	Staff training	Represents training programs for educators to improve their skills and knowledge	Staff training ensures that educators have the necessary skills and knowledge to facilitate visitor learning experiences effectively

5.3.5 Diagram output generation

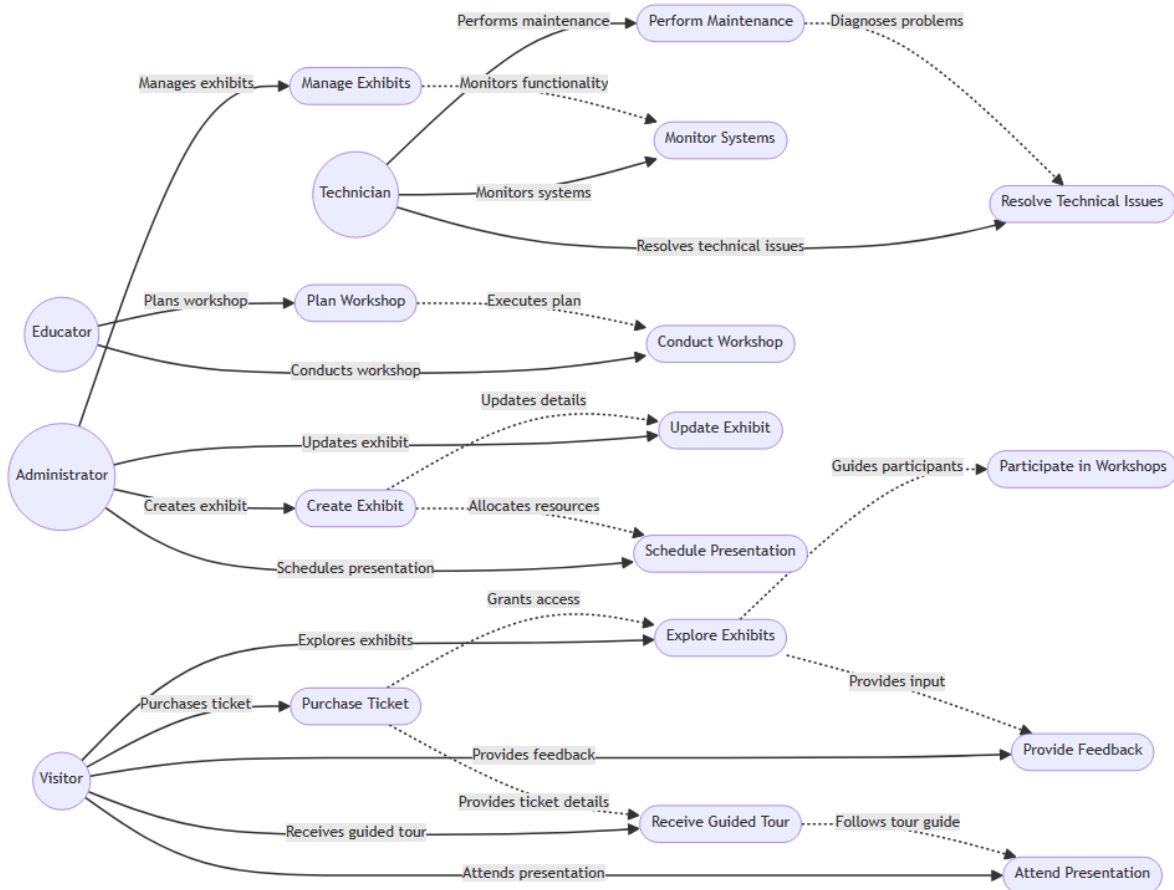
The prompt chain for demonstrating diagram output generation is an excerpt from the EABSS "Define Key Activities" step. It focuses on the generation of a comprehensive UML use case diagram for previously defined actors and use cases. In the script snippet, we instruct ChatGPT to provide the response in the form

of a Mermaid.js script (Mermaid 2024). To improve comprehensibility, we have used the script generated by ChatGPT to create the corresponding UML use case diagram with the Mermaid.js Live web platform.

Prompt chain

- Generate a script for a 'comprehensive use case diagram' in "Mermaid.js". Use the memorised key-umlActors as UML actors. Remove all brackets from the actor names. Use the memorised key-umlUseCases as UML use cases. You ALWAYS must satisfy the following 4 requirements for defining the use case diagram: 1) Each UML actor MUST be linked to at least 1 UML use case. 2) Each UML use case MUST be linked to at least 1 UML actor OR MUST be pointing to at least 1 other UML use case. 3) There is no UML actor to UML actor interaction. 4) A UML use case CAN be linked to multiple UML actors| Add relationships with 'detailed descriptors'. Start the script with "graph LR". DO NOT Add subgraphs. Use the following format (Example for actor A((actor))) AND (Example for use case A([activity])) AND (Example for relationship: A -->|activity| A1). Feel free to be creative and add your ideas. Memorise this mermaid.js script as {key-mermaidKeyActivitiesScriptDraft}.
- INCREASE COMPLEXITY. Add ADDITIONAL use cases directly linked to the UML actors and ADDITIONAL use cases LINKED to other USE CASES| Link use cases for different actors. IMPROVE clarity of descriptors| Critically REFLECT and IMPROVE the script based on your reflection. Find and remove any mermaid.js script errors. Memorise this mermaid.js script as {key-mermaidKeyActivitiesScript}.

Response



5.3.6 Evaluation

To evaluate the usability of ChatGPT as a smart ABSS model design buddy, and to assess the quality of the responses and the response report generated by ChatGPT using the EABSS script, we employed the criteria outlined in Section 3.4.

Usability: Generally the script is straightforward to use, as it only requires a small amount of setup information and script alteration for each case study and occasionally a redirection, which is easy to do with some simple commands. Using prompt design patterns makes the script easy to understand and adapt if needed. The main task for the user is to enter the predefined prompts into ChatGPT's prompt input field. To ease the burden of prompt submission, we also experimented with meta prompts, each consisting of one of the four segments that make up the EABSS script. While it produced some meaningful output, a lot of detail got lost on the way, as the use of meta prompts does not support the fine-tuning on the fly process mentioned in Section 3.3, leading to shallower responses. Executing segments in "Silent Mode" (i.e. no printing during response generation) and limiting ChatGPT's response to only printing relevant key content after execution of each segment recovered some of the lost content. One also needs to keep in mind that this method limits the interaction with the script for redirection. Perhaps the only other activity, which creates some issues, is the generation of diagrams based on scripts generated by ChatGPT. These can contain errors, which might not be straight forward to fix.

Generality: Due to its structure the EABSS script is suitable for any kind of case study in the field of Social Simulation and related fields, as for example Operations Research or Economics, if there is an emphasis on modelling human or institutional behaviour and decision making.

Pertinency: Although the conceptual model generated by ChatGPT may not align with our initial expectations, ChatGPT does provide responses that are relevant to the "topic" defined in the EABSS script. To achieve results that better align with our expectations, we can either provide a revised and more detailed topic description or offer clearer guidance to ChatGPT during the prompt execution process. However, doing so might compromise the potential for receiving innovative solutions.

Readability: After fine-tuning the EABSS script, ChatGPT generated less verbose responses, leading to concise response reports. Prompt refinement could be done to further condense the responses, but initial experiments showed that this could lead to information loss, especially for group discussion responses.

Conformity: ChatGPT had no issue generating all the required responses to create a comprehensive conceptual model that adheres to all the steps outlined in the EABSS framework. Moreover, it was capable of producing text, tables, and diagrams in the formats specified by the EABSS framework. However, diagrams are provided as scripts and require an extra step to visualise them.

Believability: The responses generated by ChatGPT demonstrate a sense of realism comparable to a human co-created real-world case study. The ability to define roles and tones for ChatGPT to take on during the conversation contributed significantly to the believability of these responses.

Originality: The level of originality in ChatGPT's responses can vary, based on the settings of "Temp" and "Top_p" (for details see Section 5.2). With high values for these parameters, ChatGPT's responses can exhibit considerable originality by offering unique perspectives and insights. These perspectives and insights not only contribute to the development of the conceptual model but also have the potential to stimulate further research. By running multiple replications with the EABSS script for a specific case study, the chances for discovering truly innovative ideas increase as it leads to a diverse range of response reports, due to ChatGPT's stochastic nature.

6 DISCUSSION & CONCLUSIONS

6.1 Discussion about the use of CAI Systems for Conceptual Modelling

This discussion aims to critically reflect on the integration of CAISs such as ChatGPT into the ABSS model design process. While it appears that CAISs offer many advantages in developing conceptual models in comparison to traditional methods, it is essential to acknowledge the limitations and challenges associated with their use in this context.

The main limitations frequently discussed relate to a lack of causality comprehension and bias of the LLMs that form the foundation of CAIs. Current LLMs struggle to understand causation, as they learn from observational data and lack a deep understanding of why certain events or variables influence others. This is limiting their ability to conceptualise complex cause-effect relationships accurately. Using methods employed in the field of causality research, such as causal discovery and causal inference methods, is a potential way of overcoming this limitation in the future (Nogueira et al 2022). In terms of bias, due to potential bias present in training data, LLMs can also be biased, leading to biased responses from the CAIS, and ultimately to bias in the generated conceptual model. This then raises ethical concerns, as the conceptual model may not accurately reflect diverse and equitable social realities. A solution here is to create a Social Simulation community LLM using diversified training data and to improve transparency regarding training data. Providing ethical guidelines and standards could expedite this process (Dwivedi et al 2023).

On the positive side by far the most frequently stated advantage compared to the more traditional methods is efficiency (e.g. Nah et al 2023). In the context of this paper, efficiency refers to the ability of the CAIS to streamline and expedite the conceptual model co-creation process. What would have taken days or even weeks with traditional methods can now be done in hours with the support of the CAIS and the EABSS script. Repeating a case study multiple times only involves re-entering the prompts, a process that takes just minutes. Because CAISs are stochastic, each EABSS script execution round will produce different responses, simulating multiple focus group sessions. And only minimal script alterations are required in preparation for a new case study. Another benefit of using CAIS is the possibility to define personas (AI characters or roles), which allows to generate contextually relevant responses with minimal effort. Moreover, by defining a specific tone of voice, the responses can be directed to be formal or informal, conversational or technical, humorous or serious, and creative or analytical. Controlling these aspects in a real-world setting would be impossible.

6.2 Conclusions

6.2.1 Contribution to knowledge

In this paper, we have demonstrated the potential of CAISs, such as ChatGPT, in supporting ABSS model design activities. To the best of our knowledge, this is the first detailed investigation of this topic to date. We have created a proof-of-concept prompt script, which follows the ABSS model design process defined in the EABSS framework. The prompt script only requires minimal adaptation to set it up for other case studies. To improve transparency, and subsequently adaptability and credibility, we have used a structured approach to script design, employing design strategies and design patterns we established by iteratively improving the script. The prompt script enables CAISs to generate conceptual ABSS models in an efficient way while taking the viewpoints of multiple stakeholders into account. In addition, the information retrieval mechanisms embedded in the EABSS framework allow to conduct case-based fine-tuning on the fly, strategically reusing the information provided and generated during the interaction with the CAI.

We have tested the prompt script with ChatGPT by using the conceptual ABSS model of a previous case study as GT for assessing the quality of the conceptual ABSS model generated by ChatGPT. While the two resulting conceptual models were quite different, our evaluation confirmed that the conceptual model generated by ChatGPT provided some valuable insights for stakeholders, modellers, and focus group moderators.

6.2.2 Limitations and further work

The research presented in this paper only provides a proof-of-concept, and there is still considerable ambiguity in the methodology that requires further investigation. Also, there are endless opportunities for future research that extend beyond addressing the current limitations.

Our discussion begins by highlighting some of the issues encountered, which should be addressed in future research. (1) It is tedious and time-consuming to study what impact each prompt component has on the generated response, in particular as ChatGPT is a stochastic system, which means that for every run it generates different responses. However, this would be required to streamline the prompts and increase their

capabilities. For example, it is not clear what impact the listing of requirements has on the quality of the responses. Learning more about prompt engineering and the inner workings of LLMs will help to better understand what works and what doesn't. In addition, fine-tuning by more carefully applying the strategies and patterns identified in Section 3.1 and Section 3.2 will help with overcoming these issues. (2) The integration of co-creation is still in a pilot state, only offering stereotypical viewpoints from the virtual stakeholders during the discussions. While not all discussions explicitly include cause-effect relationships, understanding these relationships can greatly improve the depth and quality of discussions. However, as mentioned in Section 5.1, CAISs currently do not have this capability. Therefore, further research in this direction is required. In the meantime, the only viable option is to explore ways to enhance the related prompts to better mimic real-world discussions between different kinds of stakeholders.

Next, suggestions are provided for further work beyond addressing the current limitations mentioned above. (1) So far, the EABSS script has only been tested in isolation. Testing CAISs as participants in live co-creation focus group sessions, as suggested in Section 3 would be an exciting venture. In this scenario, the CAIS could either take over the role of a missing stakeholder or provide some advice when discussions stagnate. (2) So far, the EABSS script has only been tested with ChatGPT 3.5. It would be interesting to see, how it performs with other CAISs. In addition, one could consider training a LLM for the Social Simulation community, to improve CAIS's response quality. (4) So far, all prompts have to be fed manually to ChatGPT via ChatGPT's web interface. Automating this process would be a relief for the user and would also increase the efficiency of the conceptual modelling process. For this, we could take advantage of ChatGPT's API and create our own application or use it with tools like Jupyter Notebook (Project Jupyter 2024) to increase user control concerning the interaction. It is important to keep in mind that such solutions need to allow the users to intervene during the modelling process to steer the model development in the desired direction. (5) So far, we only tested the concept of conceptual modelling with CAI support in a single domain, namely Social Simulation. However, there are numerous domains associated with Social Simulation in which the EABSS script could prove to be a valuable asset for conceptual modelling and idea generation. Some examples include Operations Research, Management Science, and various fields related to Sustainability Research.

Overall, despite occasional deviations from factual accuracy and lapses in conversation direction, the EABSS script emerges as a compelling aid for ABSS model developers by providing relevant conceptual model details and generating innovative ideas. The minimal information required to initiate meaningful content creation underscores the utility of the EABSS script. It can be regarded as a useful companion for model design, akin to Copilot (GitHub 2024) for coding tasks. Additionally, the option to redirect the conversation allows the user to take control over its trajectory and generate the desired responses. After our initial experience with CAISs in the context of ABSS model design, we are confident that LLMs and CAISs will significantly influence our future model development practices. Hence, as a community, we should begin to take advantage of this new technology and incorporate it into our modelling processes wherever it enhances efficiency without compromising ethics and scientific rigour.

REFERENCES

- ADAMOPOULOU, E. AND MOUSSIADES, L. (2020). Chatbots: history, technology, and applications. *Machine Learning with Applications*, 2, p.100006.
- BARNES, O. AND SIEBERS, P.O. (2020). Opportunities for using agent-based social simulation and fuzzy logic to improve the understanding of digital mental healthcare scenarios. In *Proceedings of the 10th OR Society Simulation Workshop (SW20)*, 30 Mar-1 Apr, Loughborough, UK.
- BONABEAU, E. (2002). Agent-based modeling: methods and techniques for simulating human systems. *Proceedings of the National Academy of Science of the USA*, 99(3), pp.7280-7287.
- BOTPRESS COMMUNITY. (2024). How is the quality of ChatGPT's responses evaluated and improved over time? <https://botpress.com/blog/how-is-the-quality-of-chatgpts-responses-evaluated-and-improved-over-time> Archived at

<https://web.archive.org/web/20240331204432/https://botpress.com/blog/how-is-the-quality-of-chatgpts-responses-evaluated-and-improved-over-time>.

- BRIGANTI, G. (2023). How ChatGPT works: a mini review. *European Archives of Oto-Rhino-Laryngology*, pp.1-5.
- BUSCH, K., ROCHLITZER, A., SOLA, D. AND LEOPOLD, H. (2023, May). Just tell me: prompt engineering in business process management. In *International Conference on Business Process Modeling, Development and Support* (pp. 3-11). Cham: Springer Nature Switzerland.
- CHATGPT. (2024). ChatGPT homepage. <https://chat.openai.com/> Archived at <https://web.archive.org/web/20240331072308/https://chat.openai.com/web/20240331072308/https://chat.openai.com/>.
- CHEN, J. AND WILENSKY, U. (2023). ChatLogo: A large language model-driven hybrid natural-programming language interface for agent-based modeling and programming. *arXiv:2308.08102*.
- CHESBROUGH, H. (2011). Bringing open innovation to services. *MIT Sloan Management Review*, 52(2), pp.85-90.
- CHUANG, Y.S., GOYAL, A., HARLALKA, N., SURESH, S., HAWKINS, R., YANG, S., SHAH, D., HU, J. AND ROGERS, T.T. (2023). Simulating opinion dynamics with networks of LLM-based agents. *arXiv:2311.09618*.
- COMSES. (2024). EABSS script and ChatGPT responses for validation experiment. <https://www.comses.net/codebases/28563132-a021-4f10-9378-df8036c8ccca/releases/1.0.0/> Archived at <https://web.archive.org/web/20240512212642/https://www.comses.net/codebases/28563132-a021-4f10-9378-df8036c8ccca/releases/1.0.0/>
- CONTE, R., GILBERT, N. AND SICHTMAN, J.S. (1998). MAS and social simulation: a suitable commitment. In *International Workshop on Multi-Agent Systems and Agent-Based Simulation* (pp.1-9).
- CROTHERS, E., JAPKOWICZ, N. AND VIKTOR, H.L. (2023). Machine-generated text: A comprehensive survey of threat models and detection methods. *IEEE Access*, vol. 11, pp. 70977-71002
- DE BONO, E. (1985). *Six Thinking Hats: An Essential Approach to Business Management from the Creator of Lateral Thinking*. Little, Brown and Co.
- DILAVER, O. AND GILBERT, N. (2023). Unpacking a black box: a conceptual anatomy framework for agent-based social simulation models. *Journal of Artificial Societies and Social Simulation*, 26(1).
- DWIVEDI, Y.K., KSHETRI, N., HUGHES, L., SLADE, E.L., JEYARAJ, A., KAR, A.K., BAABDULLAH, A.M., KOOHANG, A., RAGHAVAN, V., AHUJA, M. AND ALBANNA, H. (2023). So what if ChatGPT wrote it? Multidisciplinary perspectives on opportunities, challenges and implications of generative conversational AI for research, practice and policy. *International Journal of Information Management*, 71, p.102642.
- GITHUB. (2024) Copilot homepage. <https://github.com/features/copilot>. Archived at <http://web.archive.org/web/20240424080928/https://github.com/features/copilot>.
- EDITGPT. (2024). editGPT homepage. <https://editgpt.app/> . Archived at <https://web.archive.org/web/20240331205344/https://editgpt.app/>.
- FUI-HOON NAH, F., ZHENG, R., CAI, J., SIAU, K. AND CHEN, L. (2023). Generative AI and ChatGPT: applications, challenges, and ai-human collaboration. *Journal of Information Technology Case and Application Research*, 25(3), pp.277-304.

- GHAFFARZADEGAN, N., MAJUMDAR, A., WILLIAMS, R., & HOSSEINICHIMEH, N. (2024). Generative agent-based modeling: an introduction and tutorial. *System Dynamics Review*.
- GIABBANELLI, P.J. (2023). GPT-based models meet simulation: How to efficiently use large-scale pre-trained language models across simulation tasks. In 2023 Winter Simulation Conference (WSC), pp. 2920-2931.
- HADI, M.U., QURESHI, R., SHAH, A., IRFAN, M., ZAFAR, A., SHAIKH, M.B., AKHTAR, N., WU, J. AND MIRJALILI, S. (2023). Large language models: a comprehensive survey of its applications, challenges, limitations, and future prospects. *TechRxiv*. November 16, 2023.
- HÄRER, F. (2023). Conceptual model interpreter for large language models. *arXiv:2311.07605*.
- HELBING, D. AND MOLNAR, P. (1995). Social force model for pedestrian dynamics. *Physical Review E*, 51(5), p.4282.
- HÜBOTTER, J., SUKHIJA, B., TREVEN, L., AS, Y., AND KRAUSE, A. (2024). Active few-shot fine-tuning. *arXiv:2402.15441*.
- HUGGING FACE (2024a). Main page. <https://huggingface.co/>. Archived at <https://web.archive.org/web/20240331021624/https://huggingface.co/>.
- HUGGING FACE (2024b). Response Quality Assessment. <https://huggingface.co/evaluate-metric>. Archived at <https://web.archive.org/web/20240331205829/https://huggingface.co/evaluate-metric>.
- IND, N. AND COATES, N. (2013). The meanings of co-creation. *European Business Review*, 25(1), pp.86-95.
- KANKAINEN, A., VAAJAKALLIO, K., KANTOLA, V., AND MATTELMÄKI, T. (2012). Storytelling group - a co-design method for service design. *Behaviour & Information Technology*, 31(3), pp. 221–230.
- KELK, I (2023). How ChatGPT fools us into thinking we're having a conversation. <https://medium.com/@iankelk/how-chatgpt-fools-us-into-thinking-were-having-a-conversation-fe3764bd5da1>. Archived at <https://web.archive.org/web/20240331210157/https://medium.com/@iankelk/how-chatgpt-fools-us-into-thinking-were-having-a-conversation-fe3764bd5da1>.
- LUCCHI, N. (2023). ChatGPT: A case study on copyright challenges for generative AI systems. *European Journal of Risk Regulation*, pp.1-23.
- MASHUK, M.S., PINCHIN, J., SIEBERS, P.O. AND MOORE, T. (2023). Comparing different approaches of agent-based occupancy modelling for predicting realistic electricity consumption in office buildings. *Journal of Building Engineering*, p.108420.
- MERMAID (2024). Mermaid diagramming and charting tool. <https://mermaid-js.github.io/>. Archived at <https://web.archive.org/web/20240331210336/http://mermaid.js.org/#/>.
- MITLETON-KELLY, E. (2003). Complexity Research - Approaches and Methods: The LSE Complexity Group Integrated Methodology. In A Keskinen, M Aaltonen, E Mitleton-Kelly (eds.) *Organisational Complexity* (pp.56-77). Tutu Publications. Finland Futures Research Centre, Turku School of Economics and Business Administration, Turku, Finland.
- NAZIR, A. AND WANG, Z. (2023). A comprehensive survey of ChatGPT: advancements, applications, prospects, and challenges. *Meta-Radiology*, p.100022.
- NOGUEIRA, A.R., PUGNANA, A., RUGGIERI, S., PEDRESCHI, D. AND GAMA, J. (2022). Methods and tools for causal discovery and causal inference. *Wiley Interdisciplinary Reviews: Data Mining and Knowledge Discovery*, 12(2), p.e1449.

- OZDEMIR, S. (2023). *Quick Start Guide to Large Language Models: Strategies and Best Practices for Using ChatGPT and Other LLMs*. Addison-Wesley Professional.
- PLANTUML (2024). PlantUML homepage. <https://plantuml.com/>. Archived at <https://web.archive.org/web/20240331210512/https://plantuml.com/>.
- PRAHALAD, C.K. AND RAMASWAMY, V. (2004). Co-creation experiences: the next practice in value creation. *Journal of Interactive Marketing*, 18(3), pp.5-14.
- PROJECT JUPYTER. (2024). Project Jupyter homepage. <https://jupyter.org/>. Archived at <https://web.archive.org/web/20240331063057/https://jupyter.org/>.
- SARRION, E. (2023). *ChatGPT for Beginners - Features, Foundations, and Applications*. Apress
- SIEBERS, P.O. AND DENG, Y.F., THALER, J., SCHNÄDELBACH, H., AND ÖZCAN, E. (2018). Proposal of a design pattern for embedding the concept of social forces in human centric simulation models. In: *Proceedings of the 9th Simulation Workshop (SW2018)*, 19-21 Mar, Stratford, Worcestershire, UK.
- SIEBERS, P.O. AND KLÜGL, F. (2017). What software engineering has to offer to agent-based social simulation. In Edmonds, B. and Meyer, R. (Eds). *Simulating Social Complexity: A Handbook - 2e*. Springer.
- SMETSCHKA, B. AND GAUBE, V. (2020). Co-creating formalized models: participatory modelling as method and process in transdisciplinary research and its impact potentials. *Environmental Science & Policy*, 103, pp.41-49.
- SOMMERVILLE, I. (2015) *Software Engineering (Global Edition)*, 10e. Pearson.
- TWOMEY, P. AND CADMAN, R. (2002). Agent-based modeling of customer behavior in the telecoms and media markets. *Info - The Journal of Policy, Regulation and Strategy for Telecommunications*, 4(1), pp.56-63.
- VASWANI, A., SHAZEER, N., PARMAR, N., USZKOREIT, J., JONES, L., GOMEZ, A.N., KAISER, Ł. AND POLOSUKHIN, I. (2017). Attention is all you need. *Advances in Neural Information Processing Systems*, 30.
- VEZHNEVETS, A.S., AGAPIOU, J.P., AHARON, A., ZIV, R., MATYAS, J., DUÉÑEZ-GUZMÁN, E.A., CUNNINGHAM, W.A., OSINDERO, S., KARMON, D. AND LEIBO, J.Z. (2023). Generative agent-based modeling with actions grounded in physical, social, or digital space using Concordia. *arXiv:2312.03664*.
- WANG, J., JIANG, R., YANG, C., WU, Z., ONIZUKA, M., SHIBASAKI, R. AND XIAO, C. (2024). Large language models as urban residents: An LLM agent framework for personal mobility generation. *arXiv preprint arXiv:2402.14744*.
- WILLIAMS, R., HOSSEINICHIMEH, N., MAJUMDAR, A. AND GHAFFARZADEGAN, N. (2023). Epidemic modeling with generative agents. *arXiv:2307.04986*.
- WU, Z., PENG, R., HAN, X., ZHENG, S., ZHANG, Y. AND XIAO, C. (2023). Smart agent-based modeling: on the use of large language models in computer simulations. *arXiv:2311.06330*.

APPENDIX 1: EABSS SCRIPT FOR ADAPTIVE ARCHITECTURE CASE STUDY

Please consider the following points carefully when using the EABSS Script. (1) Each bullet point in the EABSS script represents an individual prompt and needs to be entered individually into ChatGPT's prompt input field (<https://chat.openai.com/>). Enter the bullet points in the correct order and do not leave out any bullet points. The only exception is the green bullet points. These are used to emulate the co-creation process. If the personal view of the different stakeholders is not of interest, these can be ignored. (2) ChatGPT makes mistakes. Be cautious and use common sense to check responses. (3) Human intervention is required when a response gets stuck or is incomplete. Use prompts like "continue" or "provide full output" to instruct ChatGPT to generate the missing content. (4) Diagrams might contain some bugs. If this is the case, check the Mermaid.js Docs website (<https://mermaid.js.org/intro/>) for help. (5) The purpose of the EABSS script in its current version is to prove a concept. While it contains imperfections, it does the job of demonstrating the capabilities of ChatGPT in terms of conceptualising ABSS models. (6) The EABSS script has been tested with Gemini (<https://gemini.google.com/>) as well. While the quality of text and table format responses is high (and often differs from that of ChatGPT, hence providing an additional perspective), the quality of the diagrams is low and requires substantial refinement.

Following is the EABSS script for the Adaptive Architecture case study. It can be adapted for another case study simply by updating the blue-coloured text in the first bullet point of the "Analysis" section. All other colours are provided to support the understanding and error-checking of the script.

PREPARATION

- Step-by-step, work through the following task list in the given order during the entire conversation. Got it? Say "yes" or say "no".
- You are ChatGPT, a language model developed by OpenAI. Consider the ENTIRE conversation history to provide 'accurate and coherent responses'. Use Temperature TEMP 1.8 AND Top_p NUCLEUS SAMPLING 0.9 during the entire conversation| Use clear, precise language during the entire conversation. Prioritise substance during the entire conversation| Do NOT use bold font during the entire conversation| IGNORE any space constraints during the entire conversation. Provide ALL RESPONSE CONTENT without asking questions| DO NOT print any keys (Example: Use "Example" AND NOT "{key-example}") during the entire conversation| Use a "scientific tone" during the entire conversation, unless instructed otherwise| Memorise "Unified Modelling Language" as {key-uml}. Memorise "Agent-Based Social Simulation (ABSS) Study" as {key-studyType}. Got it? Say "yes" or say "no".

ANALYSIS

Problem Statement

- Display MD "Problem Statement". Render as 'Heading Level 3'. Only show rendered result| Take on the "role" of a "Sociologist" with experience in "Agent-Based Social Simulation". Memorise this role as {key-role1}. List memorised key-role1| Define the "topic" of the memorised key-studyType as "The goal of this study is to generate IDEAS for using ADAPTIVE ARCHITECTURE in futuristic MUSEUMS within an exhibition room that is visited by ADULTS and CHILDREN. The adaptive architecture consists of 2 kinds of artefacts: (1) 2 large wall-mounted SCREENS on which SMART CONTENT WINDOWS move with the visitors and (2) a SMART PARTITION WALL that creates a dynamic and flexible exhibition environment by continuously analysing visitor movement, making real-time decisions, and physically reconfiguring the space to optimise the experience for everyone. The adaptive architecture artefacts represent AI-DRIVEN INTELLIGENT OBJECTS.". Memorise this topic as {key-topic}. List memorised key-topic| Memorise "Exploratory" as {key-researchDesign}. List memorised key-researchDesign| Memorise "Social Studies" as {key-domain}. List memorised key-domain| Memorise "Human Behaviour" as {key-specialisation}. List memorised key-specialisation| Use

an "inspirational tone". Define a novel and creative "context" for the memorised key-topic in 200 WORDS (if possible) Use a "scientific tone". Memorise this context as {key-context}. List memorised key-context| Define 5 "stakeholders" for the memorised key-topic, to participate in a co-creation role-play game. Memorise these 5 stakeholders together with their personas (without names) as {key-stakeholders}. List memorised key-stakeholders.

- Explain how your answers differ for different memorised key-stakeholders. Be explicit for each identified stakeholder.
- Play a co-creation role-play game in which all the memorised key-stakeholders discuss with each other potential aims for the study considering the pros and cons. Use a "debating tone". The moderator focuses on 1 novel RANDOM question. Provide the question and the details of the controversial discussion| Agree on 2 potential aims that satisfy the view of all participating memorised key-stakeholders| Memorise these potential aims as {key-potentialAims}| Propose 3 criteria for ranking the 2 potential aims to support the decision which aim to carry forward| Use a "scientific tone".
- Define 5 "keywords" for the memorised key-studyType in the context of the memorised key-topic in the form of a comma-separated list. Memorise these 5 keywords as {key-keywords}. List memorised key-keywords| Use an "inspirational tone". Define the "title" for the memorised key-studyType in the context of the memorised key-topic in 12 WORDS (if possible). Memorise this title as {key-title}. List memorised key-title| Define the "aim" for the memorised key-studyType in the context of the memorised key-topic in 40 WORDS (if possible). CONSIDER the memorised key-potentialAims in your definition| Use a "scientific tone". Memorise this aim as {key-aim}. List the memorised key-aim.

Study Outline

- Display MD "Study Outline"| Render as 'Heading Level 3'. Only show rendered result| Define the term "objective" in the context of the memorised key-studyType in 1 concise sentence| Define the term "hypothesis" in the context of the memorised key-studyType in 1 concise sentence| Define the term "experimental factor" in the context of the memorised key-studyType in 1 concise sentence| Define the term "output" in the context of the memorised key-studyType in 1 concise sentence. List these 4 definitions.
- Play a co-creation role-play game in which all the memorised key-stakeholders discuss with each other potential ABSS objectives for the study considering the pros and cons. Use a "debating tone". The moderator focuses on 1 novel RANDOM question. Provide the question and the details of the controversial discussion| Agree on 4 potential ABSS objectives that satisfy the view of all participating memorised key-stakeholders| Memorise these potential ABSS objectives as {key-potentialObjectives}| Propose 3 criteria for ranking the 4 potential ABSS objectives to support the decision which objectives to carry forward| Use a "scientific tone".
- Define 2 "ABSS objectives" for the memorised key-studyType in the context of the memorised key-topic. CONSIDER the memorised key-potentialObjectives in your definitions| List the objectives with 2 relevant performance measures for each objective. Memorise these 2 objectives together with the performance measures as {key-objectives}.
- Play a co-creation role-play game in which all the memorised key-stakeholders discuss with each other potential ABSS hypotheses for the study considering the pros and cons. Use a "debating tone". The moderator focuses on 1 novel RANDOM question. Provide the question and the details of the controversial discussion| Agree on 4 potential ABSS hypotheses that satisfy the view of all participating memorised key-stakeholders| Memorise these potential ABSS hypotheses as {key-potentialHypotheses}| Propose 3 criteria for ranking the 4 potential ABSS hypotheses to support the decision which hypotheses to carry forward| Use a "scientific tone".
- Define 2 "ABSS hypotheses" for the memorised key-studyType in the context of the memorised key-topic. The hypotheses MUST not be related to the memorised key-objectives. CONSIDER the memorised key-potentialHypotheses in your definitions| List the hypotheses with 2 relevant

performance measures for each hypothesis. Memorise these 2 hypotheses together with the performance measures as {key-hypotheses}.

- Play a co-creation role-play game in which all the memorised key-stakeholders discuss with each other potential ABSS experimental factors for the study considering the pros and cons. Use a "debating tone". The moderator focuses on 1 novel RANDOM question. Provide the question and the details of the controversial discussion| Agree on 6 potential ABSS experimental factors that satisfy the view of all participating memorised key-stakeholders| Memorise these potential ABSS experimental factors as {key-potentialExperimentalFactors}| Propose 3 criteria for ranking the 6 potential ABSS experimental factors to support the decision which experimental factors to carry forward| Use a "scientific tone".
- Define 3 "ABSS experimental factors" for the memorised key-studyType in the context of the memorised key-topic. You ALWAYS must satisfy the following 2 requirements for defining experimental factors: 1) The experimental factors need to be useful for creating memorised key-studyType scenarios. 2) CONSIDER the memorised key-objectives and the memorised key-hypotheses for defining the experimental factors. CONSIDER the memorised key-potentialExperimentalFactors in your definitions| List the experimental factors with 1 value range for each experimental factor. 1 of them MUST use a 'nominal scale' AND 1 of them MUST use an 'ordinal scale' AND 1 of them MUST use a 'ratio scale'. Memorise these 3 experimental factors together with the value ranges as {key-experimentalFactors}.
- Play a co-creation role-play game in which all the memorised key-stakeholders discuss with each other potential ABSS outputs for the study considering the pros and cons. Use a "debating tone". The moderator focuses on 1 novel RANDOM question. Provide the question and the details of the controversial discussion| Agree on 6 potential ABSS outputs that satisfy the view of all participating memorised key-stakeholders| Memorise these potential ABSS outputs as {key-potentialOutputs}| Propose 3 criteria for ranking the 6 potential ABSS outputs to support the decision which outputs to carry forward| Use a "scientific tone".
- Define 3 "ABSS outputs" for the memorised key-studyType in the context of the memorised key-topic. You ALWAYS must satisfy the following 2 requirements for defining outputs: 1) Some outputs need to be useful for measuring if the memorised key-objectives have been satisfied. 2) Some outputs need to be useful for accepting or rejecting the memorised key-hypotheses. CONSIDER the memorised key-potentialOutputs in your definitions| List the outputs and explain links to the memorised key-objectives OR the memorised key-hypotheses in 1 concise sentence each. Memorise these 3 outputs together with the links as {key-outputs}.

Model Scope

- Display MD "Model Scope"| Render as 'Heading Level 3'. Only show rendered result| Take on the "role" of a "Senior Software Developer" with experience in the "Unified Modelling Language". Memorise this role as {key-role2}. List memorised key-role2| Define the term "model scope" in the context of the memorised key-study in 1 concise sentence. Define the term "UML actor" in the context of the memorised key-uml in 1 concise sentence. List these 2 definitions.
- Play a co-creation role-play game in which all the memorised key-stakeholders discuss with each other potential ABSS UML actors for the study considering the pros and cons. Use a "debating tone". The moderator focuses on 1 novel RANDOM question. Provide the question and the details of the controversial discussion| Agree on 8 potential ABSS UML actors that satisfy the view of all participating memorised key-stakeholders| Memorise these potential ABSS UML actors as {key-potentialUMLActors}| Propose 3 criteria for ranking the 8 potential ABSS UML actors to support the decision which ABSS UML actors to carry forward| Use a "scientific tone".
- Define 4 "ABSS UML actors" as USERS OF THE SYSTEM described in the memorised key-topic. CONSIDER the memorised key-potentialUMLActors in your definitions. Memorise these 4 UML actors together with a persona description as {key-umlActors}. List memorised key-umlActors.

- Use TABLE format WITH "plaintext" and WITHOUT any code formatting. DO NOT use "
". IGNORE ALL space limitations| Define 15 "real-world elements" with relevance to the memorised key-topic. You ALWAYS must satisfy the following 7 requirements for defining real-world elements: 1) Consider what 'real-world elements' are needed to represent in the model scope and to satisfy the memorised key-aim. 2) ALL 4 memorised key-umlActors MUST BE REPRESENTED. 3) At least 2 Physical Environment elements MUST be present. At least 2 Social Aspect elements MUST be present. At least 2 Psychological Aspect elements MUST be present. At least 2 Misc elements MUST be present. 4) Consider the memorised key-context. 5) Consider all nouns in the conversation history. 6) Each element can only be in 1 category. 7) Social Aspect elements MUST describe theories of social behaviour. 8) Psychological Aspect elements MUST describe theories of psychological behaviour. Feel free to be creative and add your ideas. Categorise the 'real world elements' into Actors, Physical Environment, Social Aspects, Psychological Aspects, and Misc. TABLE MUST include 15 rows. Organise all 15 elements into categories and provide a brief explanation. Memorise these 15 elements and explanations as {key-explanations}| List the memorised key-topic relevant real-world elements in the form of table rows. Provide a column for Category. Provide a column for Sub-Category. Provide a column with the memorised key-explanations. Provide a column with concise justifications in ABOUT 25 WORDS. Memorise this table as {key-modelScope}.
- Use TABLE format WITH "plaintext" and WITHOUT any code formatting. DO NOT use "
". IGNORE ALL space limitations| Define 4 models for implementing elements of the memorised key-modelScope. Provide 1 social model AND 1 behavioural model AND 1 psychological model AND 1 technical model. Find relevant theoretical models in the SCIENTIFIC LITERATURE. Provide a full EXISTING UP-TO-DATE scientific paper (conference or journal) or book REFERENCE in HARVARD STYLE for each in a separate column. Memorise these 4 model details together with a description and the relevant reference as {key-implementationModels}.

Key Activities

- Display MD "Key Activities"| Render as 'Heading Level 3'. Only show rendered result| Define the term "user story" in the context of the memorised key-uml in 1 concise sentence| Define the term "use case" in the context of the memorised key-uml in 1 concise sentence. List these 2 definitions.
- Use TABLE format WITH "plaintext" and WITHOUT any code formatting. DO NOT use "
". IGNORE ALL space limitations| Define 2 "UML user stories" for each of the 4 memorised key-umlActors (Example: As an 'actor' I want 'action' so that 'achievement'). Memorise ALL 8 UML user stories as {key-umlUserStories}. Translate the memorised key-umlUserStories into UML use cases. Memorise ALL 8 UML use cases as {key-umlUseCases}. List ALL 8 memorised key-umlUserStories and ALL 8 corresponding memorised key-umlUseCases side by side in two columns inside the table sorted by memorised key-umlActors. Memorise this table as {key-umlUseCaseTable}.
- Generate a script for a 'comprehensive use case diagram' in "Mermaid.js". Use the memorised key-umlActors as UML actors. Remove all brackets from the actor names. Use the memorised key-umlUseCases as UML use cases. You ALWAYS must satisfy the following 4 requirements for defining the use case diagram: 1) Each UML actor MUST be linked to at least 1 UML use case. 2) Each UML use case MUST be linked to at least 1 UML actor OR MUST be pointing to at least 1 other UML use case. 3) There is no UML actor to UML actor interaction. 4) A UML use case CAN be linked to multiple UML actors| Add relationships with 'detailed descriptors'. Start the script with "graph LR". DO NOT Add subgraphs. Use the following format (Example for actor A((actor))) AND (Example for use case A([activity])) AND (Example for relationship: A -->|activity| A1). Feel free to be creative and add your ideas. Memorise this mermaid.js script as {key-mermaidKeyActivitiesScriptDraft}.

- INCREASE COMPLEXITY. Add ADDITIONAL use cases directly linked to the UML actors and ADDITIONAL use cases LINKED to other USE CASES| Link use cases for different actors. IMPROVE clarity of descriptors| Critically REFLECT and IMPROVE the script based on your reflection. Find and remove any mermaid.js script errors. Memorise this mermaid.js script as {key-mermaidKeyActivitiesScript}.

DESIGN

Archetypes

- Display MD "Archetypes". Render as 'Heading Level 3'. Only show rendered result| Take on the role of a "Marketing Expert" with experience in "Customer Management". Memorise this role as {key-role3}. List memorised key-role3| Define the term "archetype" in the context of the memorised key-job in 1 concise sentence. Define the term "categorisation schema" in the context of the memorised key-job in 1 concise sentence. List these 2 definitions.
- Play a co-creation role-play game in which all the memorised key-stakeholders discuss with each other potential archetypes for each of the memorised key-umlActors individually. Use a "debating tone". Provide 6 potential archetypes FOR EACH of the 6 memorised key-umlActors including 3 criteria to identify them| Agree on 2 potential archetypes FOR EACH of the memorised key-umlActors that satisfy the view of all participating memorised key-stakeholders| Memorise these potential archetypes as {key-potentialArchetypes}| Use a "scientific tone".
- Use TABLE format WITH "plaintext" and WITHOUT any code formatting. DO NOT use "
". IGNORE ALL space limitations| Define 4 categorisation schemata, 1 for each of the 4 memorised key-umlActors. You ALWAYS must satisfy the following 5 requirements for defining categorisation schemata: 1) Each of the 4 tables must be based on memorised key-umlActors behaviour, preferences, characteristics, demographics, habits, and the likelihood of actions. 2) Each of the 4 tables MUST contain 3 characteristic rows. 3) Characteristics inside a table MUST use 1 'nominal scale' AND MUST use 1 'ordinal scale' AND MUST use 1 'ratio scale'. 4) Characteristics inside a table MUST provide value ranges for these scales. 5) Table columns: Actor Category, Individual Characteristic, Scale, Value Range. CONSIDER the memorised key-potentialArchetypes in your definitions. Memorise ALL 4 categorisation schemata as {key-categorisationSchemata}.

Agent & Object Templates

- Display MD "Agent and Object Templates". Render as 'Heading Level 3'. Only show rendered result| Take on the "role" of a "Senior Software Developer" with experience in the "Unified Modelling Language". Memorise this role as {key-role4}. List memorised key-role4| Define the term "class" in the context of the memorised key-uml in 1 concise sentence. Define the term "class diagram" in the context of the memorised key-uml in 1 concise sentence. Define the term "state chart" in the context of the memorised key-uml in 1 concise sentence. Define the term "state variable" in the context of the memorised key-uml in 1 concise sentence. List these 4 definitions.
- Generate a script for a 'comprehensive class diagram' in "Mermaid.js". From the memorised key-modelScope use the Actor and Physical Environment Categories for class names. Define a class for each of these. Add more classes. IN ADDITION Add collective classes for individual actors where appropriate (Example: bird > flock. Example: grape > bunch). DO NOT use the examples. DO NOT create abstract classes. DO NOT create classes with the same name. Delete all getter and setter operations. Add additional attributes and operations. DO NOT define relationships. Call the Main class ArtificialLab. Create only 1 ArtificialLab class. Define arrays for ALL Actor objects and ALL Physical Environment objects as attributes INSIDE the ArtificialLab class. Include MULTIPLE "summary statistics" operations for testing memorised key-objectives AND memorised key-hypotheses INSIDE the ArtificialLab class. Remove ALL lines from the script that

contain `"/`". Feel free to be creative and add your ideas. Memorise this mermaid.js script as `{key-mermaidClassDiagramScriptDraft}`.

- INCREASE COMPLEXITY. Add additional attributes. Add additional operations. Add additional relationships between classes. Provide CONNECTIONS between classes. Critically REFLECT and IMPROVE the script based on your reflection. Find and remove any mermaid.js script errors. Memorise this mermaid.js script as `{key-mermaidClassDiagramScript}`.
- For EACH INDIVIDUAL of the 4 memorised `key-umlActors` generate a script for a 'comprehensive state machine diagram' in "Mermaid.js". Define their states and state transitions between these states. Add text to the transitions to describe what they represent (Example: 's1 --> s2: Generate A transition'). Consider the start state (Example: '[*] --> s1'). Consider stop state (Example: 's1 --> [*]'). Add a comment as line 0 with the actor's name (Example: '%% Name: Actor'). You ALWAYS must satisfy the following 2 requirements for defining the state machine diagram: 1) ALL states MUST have AT LEAST 1 entry transition AND 1 exit transition. 2) Provide a memorised `key-uml` note for every individual state, explaining the related state (Example: 'note left of [actual state] : Informative text'). Memorise this mermaid.js script as `{key-mermaidStateMachineDiagramsScriptDraft}`.
- INCREASE COMPLEXITY. Add additional states and additional TRANSITIONS. Add compound states. Provide a memorised `key-uml` NOTE for every individual state, explaining the related state (Example: 'note left of [actual state] : Informative text'). Remove all "state" commands including { and }| REPLACE all "semicolons" with "full stops"| Critically REFLECT and IMPROVE the script based on your reflection. Find and remove any mermaid.js script errors. Memorise this mermaid.js script as `{key-mermaidStateMachineDiagramsScript}`.
- DO NOT USE CODE FORMATTING FOR THE FOLLOWING TABLE. Use TABLE format WITH "plaintext" and WITHOUT any code formatting. DO NOT use "
". IGNORE ALL space limitations| Iterate through the memorised `key-mermaidStateMachineDiagramsScript` and define up to 3 variables FOR EACH diagram for keeping track of continuous changes of agent and object states (often a level of something: Example 'tiredness level'). Create a "state variables table" with all state variables (columns: state machine diagram, variable, unit, definition of variable. Example: State machine shopper, satisfaction level, scale 1-10, represents the satisfaction level). Do NOT include the example. Memorise this state variables table as `{key-stateVariablesTable}`.
- Use TABLE format WITH "plaintext" and WITHOUT any code formatting. DO NOT use "
". IGNORE ALL space limitations| Create a "state transitions table" with all state diagram transitions (columns: actor, start state, end state, type of transition, detail). Detail MUST be 1 concise sentence. Possible TYPE OF TRANSACTION: timeout, condition, rate. Memorise this state transitions table as `{key-stateTransitionsTable}`.

Interactions

- Display MD "Interactions". Render as 'Heading Level 3'. Only show rendered result| Define the term "sequence diagram" in the context of the memorised `key-uml` in 1 concise sentence. List this 1 definition.
- Generate a script for a 'comprehensive sequence diagram' in "Mermaid.js". Use the memorised `key-mermaidClassDiagramScript` for identifying all relevant ACTORS and OBJECTS. Define interactions between the 'different actors' and 'actors and objects' FOR ALL memorised `key-umlUseCases`. Use cases should be presented as NOTES on the vertical axis above each use case representation. Actors and objects should be as lifelines on the horizontal axis. EXCHANGE "participant" with "actor" for ALL ACTORS (Example: actor example). DO NOT use aliases. Present ACTIVATIONS and DEACTIVATIONS for actors and objects on the LIFELINES. Each use case should be connected to the corresponding sequence of events. Add the prefix "The" to all ACTOR and OBJECT names. IGNORE the "ArtificialLab". Memorise this mermaid.js script as `{key-mermaidSequenceDiagramScriptDraft}`

- INCREASE COMPLEXITY. ADD loops. Add alternatives. Add parallel interactions. Label ALL of these correctly. Critically REFLECT and IMPROVE the script based on your reflection. ENSURE that ALL memorised key-umlUseCases have been considered. Memorise this mermaid.js script as {key-mermaidSequenceDiagramScript}.

CONCLUSION

- Display MD "Conclusion". Render as 'Heading Level 3'. Only show rendered result| Write a 300 WORD (if possible) conclusion of the entire conversation history. Provide 3 paragraphs, testifying that the aim has been achieved, answering the questions related to the objectives and hypotheses, providing 2 identified limitations of the current work, and proposing 2 ideas for future work, based on these limitations. Memorise this conclusion as {key-conclusion}.