

Instantaneous Bandwidth Estimation from Level-Crossing Samples via LSTM-based Encoder-Decoder Architecture

Johannes Königs, Carsten Bockelmann, Armin Dekorsy
Dept. of Communications Engineering
University of Bremen, Bremen, Germany
{koenigs, bockelmann, dekorsy}@ant.uni-bremen.de

Abstract—This paper presents an approach for instantaneous bandwidth estimation from level-crossing samples using a long short-term memory (LSTM) encoder-decoder architecture. Level-crossing sampling is a nonuniform sampling technique that is particularly useful for energy-efficient acquisition of signals with sparse spectra. Especially in combination with fully analog wireless sensor nodes, level-crossing sampling offers a viable alternative to traditional sampling methods. However, due to the nonuniform distribution of samples, reconstructing the original signal is a challenging task. One promising reconstruction approach is time-warping, where the local signal spectrum is taken into account. However, this requires an accurate estimate of the instantaneous bandwidth of the signal. In this paper, we show that applying neural networks (NNs) to the problem of estimating instantaneous bandwidth from level-crossing samples can improve the overall reconstruction accuracy. We conduct a comprehensive numerical analysis of the proposed approach and compare it to an intensity-based bandwidth estimation method from literature.

Index Terms—Event-Based Sampling, Time-warping, Instantaneous Bandwidth, Long short-term memory,

I. INTRODUCTION

Low-power wireless sensor nodes are widely used for environmental monitoring, and new applications such as patient monitoring are emerging in the medical field. The increasing demand emphasizes the need for small low-power wireless measurement systems. In these resource-constrained environments, a key approach to reducing power consumption is to employ efficient signal acquisition techniques. One such method is *event-based* sampling, where the signal is sampled only when an event occurs, so that more samples are taken at times of interest and fewer otherwise. This is particularly useful for sparse-spectrum signals such as speech, electrocardiograms, and FM signals, where traditional fixed-frequency sampling techniques may be suboptimal. By effectively performing on-sensor analog compression, which decreases the required amount of data to be transmitted, the operating time of wireless sensor nodes can be extended. Furthermore, event-based samplers such as the level-crossing sampler (LCS) are realizable with a very low number of components. However, signal reconstruction is challenging and requires advanced methods due to the nonuniform distribution of sampling times.

Methods include spline-based filtering [1], projections onto convex sets [2] and a technique that combines minimum mean squared error (MMSE) reconstruction with a method called *time-warping* [3].

In this paper, we focus on the reconstruction from level-crossing samples using time-warping and MMSE reconstruction. We consider it promising due to its capability to accommodate for variations in local signal spectra which, as we will see later, can be related to the level crossings of the signal. The quality of this reconstruction depends heavily on an accurate estimate of the time-varying signal spectrum, or more specifically, an estimate of the instantaneous bandwidth $B(t)$. The current state of research shows that there is a relationship between the intensity of level crossings and $B(t)$ [4]. Nonetheless, as of now, there exists no closed-form mathematical solution for the relationship between level-crossing samples and $B(t)$. To address this challenge, we propose a method for processing nonuniform sequences of level crossings in NNs and apply a long short-term memory (LSTM) encoder-decoder network to estimate $B(t)$ from level-crossing samples. This improves the overall signal reconstruction, as we will show numerically.

Notation: Since we are working with different types of signal samples, we denote the discrete uniform samples of the continuous signal $x(t)$ as $x(mT)$, where $m = 1 \dots M$. Furthermore, we define its nonuniform samples as the pair $\{t_n, x(t_n)\}$ with $n = 1 \dots N$ and its level-crossing samples specifically as $\{t_k, x(t_k)\}$ with $k = 1 \dots K$.

II. SAMPLING METHODS

To illustrate the problem of signal reconstruction from level-crossing samples, we will first introduce the Nyquist-Shannon sampling theorem and then consider irregularly spaced samples. We will then briefly discuss the MMSE reconstruction, followed by the time-warping method of Clark et al. [5]. Finally, we consider a special case of nonuniform sampling: level-crossing sampling which is the focus of this work.

A. Nyquist-Shannon sampling theorem

Consider a bandlimited signal $x(t)$ that is bandlimited to the bandwidth B

$$\forall |f| > B : X(f) = \int_{-\infty}^{\infty} x(t)e^{-j2\pi ft} dt = 0. \quad (1)$$

The Nyquist-Shannon sampling theorem states that a signal can be fully recovered from its samples $x(mT)$ taken at a constant rate of

$$f_s = \frac{1}{T} = 2B \quad (2)$$

by using the Whittaker-Shannon interpolation formula:

$$x(t) = \sum_{m=-\infty}^{\infty} x(mT) \cdot \text{sinc}(2Bt - m). \quad (3)$$

B. MMSE Reconstruction

If we now sample $x(t)$ irregularly, resulting in the nonuniform samples $x(t_n)$, then (3) will not provide an error free reconstruction.

Instead, we can use the minimum energy reconstructor [6]. We reconstruct $x(t)$ with a finite number of reconstruction functions

$$x_M(t) = \sum_{m=1}^M \mathbf{c}[m] g_m(t) \quad (4)$$

such that the error is minimized:

$$\min_{\mathbf{c}} \|x(t) - x_M(t)\|^2 = e(\mathbf{c}). \quad (5)$$

\mathbf{c} can be found from the observations $x(t_n)$ by solving:

$$x(t_n) = \sum_{m=1}^M \mathbf{c}[m] \text{sinc}(2B(t_n - t_m)) \quad (6)$$

for all $x(t_n)$. This results in the linear equation system for all observations N :

$$\mathbf{x} = \mathbf{G}\mathbf{c}, \quad (7)$$

where

$$\mathbf{G}[n, m] = \text{sinc}(2B(t_n - t_m)) \quad (8)$$

is an $N \times M$ matrix and $\mathbf{x}[n] = x(t_n)$ with $\mathbf{x} \in \mathbb{R}^{N \times 1}$. The solution is optimal in the MMSE sense when the samples of $x(t)$ are corrupted by white noise [7].

The matrix \mathbf{G} is ill-conditioned [7], especially when \mathbf{G} is large or the sample times t_n are highly nonuniformly distributed. Thus, inversion can lead to large reconstruction errors. Therefore, it becomes necessary to introduce a regularization term [3]:

$$(\mathbf{G}^T \mathbf{G} + \varepsilon \mathbf{I})^{-1} \mathbf{G}^T \mathbf{x} = \mathbf{c}. \quad (9)$$

C. Time-warping

Clark, Palmer, and Lawrence [5] introduced an alternative method for reconstruction from nonuniform samples called time-warping. They extend the Nyquist-Shannon sampling theorem by introducing a reversible transformation of the time axis.

First, we define a signal $x(\tau)$ that is bandlimited to $B = \frac{1}{2}$ Hz in the bandwidth-normalized τ -domain. The τ -domain is characterized by a so-called *time-warping* function $\tau = \gamma(t)$, which is strictly monotonically increasing. In the τ -domain, the signal $x(\tau)$ has uniformly spaced samples $x(n)$, which is not necessarily the case with respect to t when $y(t) = x(\gamma(t))$.

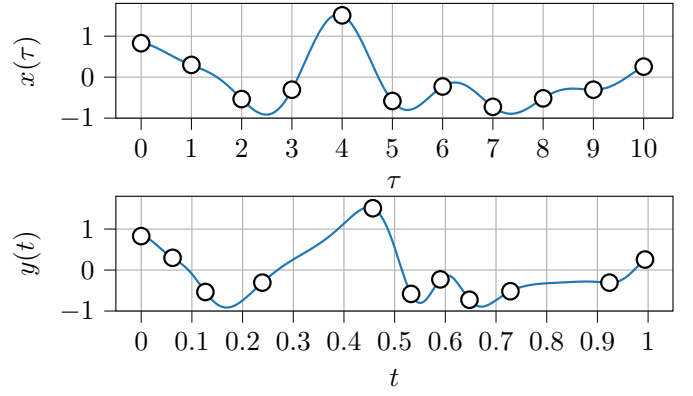


Fig. 1: The signal $x(\tau)$ with its uniform samples $x(n)$ in the τ -domain and its representation $y(t)$ in the t -domain with nonuniform samples $y(t_n)$.

If $\gamma(t)$ is a linear function, the samples of $y(t)$ are uniformly distributed, otherwise they are nonuniformly distributed across t .

Substituting the time-warping function $\gamma(t)$ into (3) gives

$$y(t) = x(\gamma(t)) = \sum_{n=-\infty}^{\infty} x(n) \cdot \text{sinc}(\gamma(t) - n). \quad (10)$$

Since $\gamma(t)$ is a bijective function, we can represent the τ -domain samples $x(n)$ as the samples $y(\gamma^{-1}(n))$ in the t -domain and obtain the time-warped interpolation formula:

$$y(t) = \sum_{n=-\infty}^{\infty} y(\gamma^{-1}(n)) \cdot \text{sinc}(\gamma(t) - n). \quad (11)$$

With (11), the signal $y(t)$ can be represented entirely by nonuniform samples $y(t_n)$ which are given by the time-warping function $\gamma(t)$:

$$t_n = \gamma^{-1}(n). \quad (12)$$

Accordingly, the sample times are the integer crossings of $\gamma(t)$ and the derivative of $\gamma(t)$ describes the instantaneous sampling rate [5]:

$$f_s(t) = \frac{\delta\gamma(t)}{\delta t}. \quad (13)$$

As in classical sampling, we assume that the sampling frequency is twice the bandwidth, but here both the sampling frequency and the bandwidth are functions of time t :

$$B(t) := \frac{1}{2} \cdot \frac{\delta\gamma(t)}{\delta t}. \quad (14)$$

Furthermore, if $B(t)$ is known, we can find $\gamma(t)$ by integration:

$$\gamma(t) = 2 \cdot \int B(t) dt. \quad (15)$$

Samples t_n taken according to (12) are more densely distributed when the instantaneous bandwidth $B(t)$ of $y(t)$ is high and are less dense when $B(t)$ is low.

In summary, time-warping allows reconstruction of nonuniformly sampled signals if $B(t)$ is known and the nonuniform

samples are taken at the exact times we obtain from $\gamma(t)$. In practice, neither $B(t)$ nor $\gamma(t)$ is known prior to signal acquisition, and therefore sampling from $\gamma(t)$ is not feasible. Instead, we will consider the much simpler level-crossing sampler (LCS), which also samples relative to the instantaneous bandwidth of a signal.

D. Level-crossing Sampling

A level-crossing sampler with a single level L samples a signal $x(t)$ whenever the signal amplitude crosses the level L , yielding the sample $x(t_k) = L$. The number of crossings in the interval $[0, T]$

$$K_T(L) = \# \{t \in [0, T] : x(t_k) = L\} \quad (16)$$

can be described by the Rice formula [8]:

$$\mathbb{E}[K_T(L)] = \frac{T}{\pi} \sqrt{\frac{\lambda_2^x}{\lambda_0^x}} \cdot e^{-\frac{L^2}{\lambda_0^x}}, \quad (17)$$

$\lambda_0^x = \text{var}[x(t)]$ and $\lambda_2^x = \text{var}[x^{(1)}(t)]$ are the first and second spectral moments of $x(t)$ and $x^{(1)}(t)$ is its first derivative. Since the mean process bandwidth \bar{B} is related to the spectral moments of $x(t)$

$$\bar{B} = \sqrt{\frac{\lambda_2^x}{\lambda_0^x}} \quad (18)$$

we have a direct link between the process bandwidth and the expected number of crossings.

Rzepka et al. showed in [4] that given a nonstationary process $y(t)$ modeled as a stationary time-warped process $y(t) = x(\gamma(t))$, a similar relationship between the instantaneous bandwidth $B(t)$ and the expected number of level-crossing samples can be established:

$$\mathbb{E}[K_T(L)] = \frac{1}{\pi} e^{-\frac{L^2}{\lambda_0^y}} \int_0^T \sqrt{\frac{\lambda_2^y}{\lambda_0^y}} 2\pi B(t) dt. \quad (19)$$

Although there is not yet a direct mathematical relation between the realization of a level-crossing sampling process and the instantaneous bandwidth $B(t)$, (19) suggests that such a connection exists.

III. RECONSTRUCTION FROM LEVEL-CROSSING SAMPLES

The level-crossing samples are highly irregularly distributed. They are taken with respect to $B(t)$, but not exactly according to $\gamma(t)$, so neither the MMSE nor the time-warping reconstruction leads to a satisfactory reconstruction.

However, [3] presents a combined method that first transforms the level-crossing samples from the t -domain to the τ -domain and then applies the MMSE reconstruction.

To do this, we modify (8) to incorporate the time-warping function, resulting in the time-warped sinc matrix

$$\mathbf{G}[k, n] = \text{sinc}(\gamma(t_k) - n) \quad (20)$$

for K level-crossing samples and N nonuniform samples derived from the time-warping function $\gamma(t)$. Then again we need to solve (7) for \mathbf{c} .

Warping the samples back to the τ -domain may not necessarily result in a uniform grid because the level-crossing samples are not directly derived from the time-warping function $\gamma(t)$. However, this process can aid in the ill-conditioned inversion of \mathbf{G} by increasing the uniformity of the sample spacing. In practice, $\gamma(t)$ may not be perfectly known and needs to be derived from an estimation of $B(t)$. Since no closed form mathematical solution exists, we believe that an estimation using a neural network (NN) is a promising alternative to kernel based estimators such as shown in [4].

A. Instantaneous Bandwidth Estimation using an LSTM Encoder-Decoder

We formulate the problem of estimating $B(t)$ as finding a function $f(\cdot)$ that produces an estimate $\hat{B}(t)$ of $B(t)$ in the interval $t \in [0, T]$, given a sequence of level crossing times and amplitudes $\{t_k, x(t_k)\}$. Suppose $B(t)$ is a bandlimited function so that it can be described by N_B samples $B(nT_B)$ taken at a rate of $f_{s,B} = 1/T_B > 2 \cdot \Upsilon$, where Υ is the bandwidth of $B(t)$.

We can express the function with its trainable parameters as:

$$\hat{\mathbf{b}} = f(\mathbf{s}, \Theta), \quad (21)$$

where $\hat{\mathbf{b}} \in \mathbb{R}^{N_B}$ are the N_B samples describing $\hat{B}(t)$ and $\mathbf{s} \in \mathbb{R}^{K \times 2}$ is the sequence pair of crossing times and amplitudes in vector form. To find $f(\mathbf{s}, \Theta)$, we apply supervised learning so that the weights are learned to minimize

$$\min_{\Theta} \|\mathbf{b} - \hat{\mathbf{b}}\|^2. \quad (22)$$

To minimize the estimation error, we want to apply sequence-to-sequence learning with an LSTM encoder-decoder architecture. This architecture was first described in [9] for natural language processing tasks. We chose this architecture for its ability to handle temporal relationships and sequences of different lengths. This is necessary since, depending on the realization of $x(t)$ and the level configuration, the length of the sample sequences \mathbf{s} vary drastically in a fixed time interval. So, to train the network in batches of multiple realizations of \mathbf{s} , we pad them to a fixed length P .

The network consists of the masking layer to mask the padded values in \mathbf{s} , a bidirectional LSTM layer with 256 cells acting as the encoder, a repetition layer, an LSTM layer with twice the number of cells as the decoder, and a final time-distributed dense layer with an output size of 1 and a linear activation function.

The masking operation allows the network to skip all padded values in subsequent calculations, thus reducing the sequence to its original length K . The bidirectional encoder LSTM layer then encodes the sequence into a single feature vector that is repeated by the next layer for each time step of our output sequence \mathbf{b} . It is subsequently fed into the decoder LSTM layer along with the hidden states \mathbf{h} and the cell states \mathbf{c} of the encoder. A final dense layer is then applied to each time step output of the LSTM, resulting in a fixed size sequence.

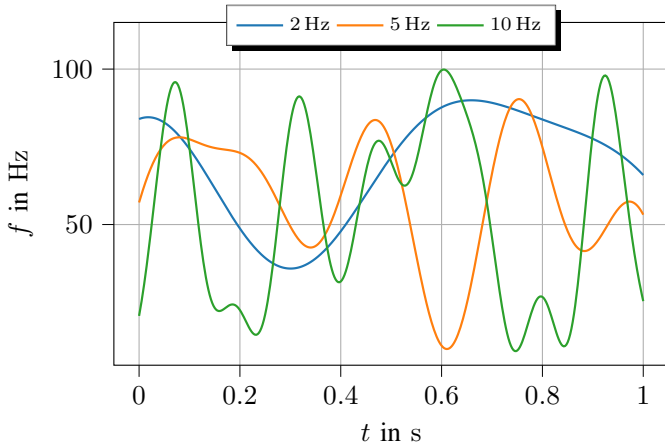


Fig. 2: Realizations of instantaneous bandwidths $B(t)$ for different Υ .

IV. NUMERICAL SIMULATION

Now, we will analyze the reconstruction performance of the time-warped MMSE reconstruction method using our proposed network for estimation of $B(t)$. Since we use supervised learning, we need a test signal with known instantaneous bandwidth $B(t)$.

After training the network, we want to compare its performance with the reconstruction using the estimating method proposed in [10] and with a simple linear interpolation reconstruction. We chose to use the normalized mean squared error (NMSE) as our error measure to compare J signals $x_j(t)$:

$$\text{NMSE}\{x\} = \frac{1}{J \cdot M} \sum_{m=1}^M \sum_{n=1}^J \frac{|x_j(mT) - \hat{x}_j(mT)|^2}{|x_j(mT)|^2}. \quad (23)$$

A. Test signals

We generate our test signals with known instantaneous bandwidths by applying the time-warping framework. We will first generate $B(t)$ from random samples, then using the time-warping function $\gamma(t)$ find the nonuniform samples t_n and randomly select amplitudes for the samples. With (11) we then find one realization of a test signal $x(t)$.

For our test signals, we assume that they are bounded and that the instantaneous bandwidth functions $B(t)$ are bandlimited to Υ and fully defined on the time interval $t \in [0, 1]$ s. Accordingly, we choose $M_B = 2.1 \cdot \Upsilon + 1$ samples B_n for a slight oversampling, allowing us to define $B(t)$:

$$B(t) = \sum_{m=1}^{M_B} B_n \text{sinc}(2\Upsilon t - m). \quad (24)$$

We choose random $B_n \in \mathcal{U}(5 \text{ Hz}, 100 \text{ Hz})$ from the uniform distribution and select only B_n that result in a positive $B(t)$. Then, we select N samples $x_n \in \mathcal{N}(0, 1)$ from the normal distribution such that $-4 \leq x(t) \leq 4$ and finally use (11) to construct the signal.

We want to observe the influence of the complexity of $B(t)$ and the sampler configuration on the estimation and reconstruction. For $B(t)$ we choose $\Upsilon \in [1, 2, 3, 4, 5, 10, 20]$ Hz to keep the network size small. We select $N_L \in [5, 6, 7, 8, 9, 10, 13]$ for the number of levels and place them evenly between the signal boundaries $[-4, 4]$. For each pair of parameters we generate 20000 realizations and pad them to $P = 512$. For the MMSE reconstruction, we determined the regularization term of (9) numerically as $\varepsilon = 0.05$.

B. Comparison Algorithm

We chose to compare our LSTM estimator with the estimation algorithm presented by Rzepka et al. [4], which relies on local estimates of the level crossing intensity. This version improves on their previous estimator [11], addressing concerns regarding positive bandwidths and bandlimitedness. However, as noted by the authors, it still has stability issues and problems with different level configurations.

The algorithm in [4] requires a number of parameters, which will be defined for the results in the next section. We set the clipping value of the intensity function $\varepsilon_0 = 0.002$ Hz and the power ratio to $r = 1/\sqrt{3}$. It also requires the knowledge of Υ for the projection onto bandlimited sets, which is provided accordingly. For the reconstruction we again determined numerically that $\varepsilon = 0.05$.

Furthermore, we want to compare our reconstruction performance with a basic piecewise linear interpolation between samples. To interpolate in the interval $[t_0, t_1)$ between two samples $x(t_0)$ and $x(t_1)$, we use

$$x(t) = x(t_0) + \frac{x(t_1) - x(t_0)}{t_1 - t_0}(t - t_0) \quad (25)$$

and repeat this process for all samples $x(t_n)$.

V. RESULTS

In Fig. 3, the estimation error of $B(t)$ for both methods is shown for different N_L over the bandwidth Υ of $B(t)$. Higher Υ values result in a more complex $B(t)$, while higher N_L results in more samples available for the estimation. Both methods show an increase in estimation error as the complexity of $B(t)$ increases. Notably, Rzepka's method exhibits superior performance for $N_L = 5$ compared to sampler configurations with higher level count. One possible explanation is the stability issue mentioned above when crossing higher value levels. Nevertheless, estimation improvements are achievable using our proposed LSTM architecture.

Fig. 4 shows the corresponding reconstruction error for selected Υ . Comparing the two methods, the reconstruction improves when using the LSTM estimator compared to Rzepka's estimator. However, reconstruction with Rzepka's estimator also performs worse than a simple linear interpolation, which shows that the estimation quality is not sufficient to help with the inversion of \mathbf{G} . This is also evident for $\Upsilon = 20$ Hz, where both estimation methods perform similarly in the reconstruction, suggesting that $B(t)$ is too complex to

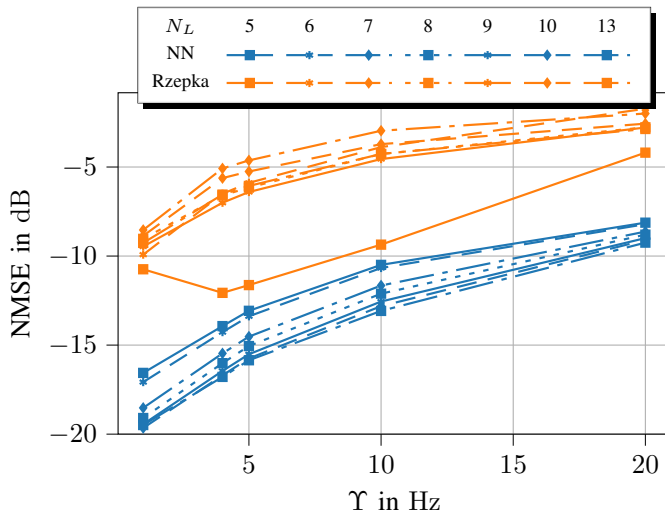


Fig. 3: Estimation error of the instantaneous bandwidth function $B(t)$ over varying complexity (higher bandwidth Γ of $B(t)$) and different numbers of levels.

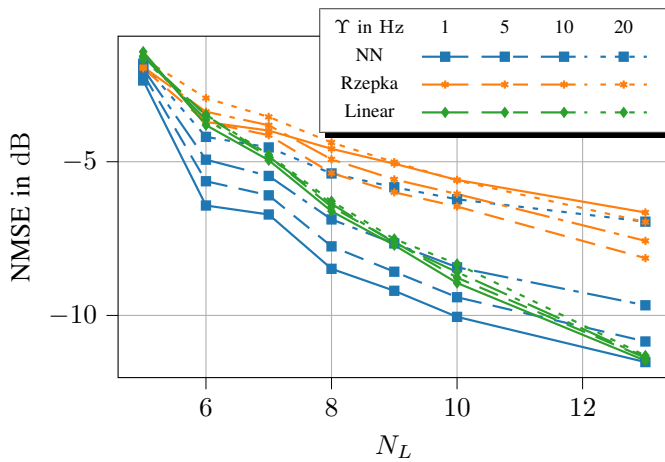


Fig. 4: Signal reconstruction error over different number of levels for the NN estimation method, for Rzepka and for linear interpolation.

estimate from the given samples. Any improvements are most likely due to the increase in samples from which to reconstruct.

In comparison, the LSTM estimator reconstruction outperforms the simple linear interpolation method for most N_L , but is overtaken by it for $N_L = 13$.

VI. CONCLUSION AND OUTLOOK

This paper presents an approach for instantaneous bandwidth estimation from level-crossing samples using an LSTM encoder-decoder architecture for synthetic signals. By increasing the accuracy of instantaneous bandwidth estimation, the paper demonstrates improved signal reconstruction. The comparison with existing methods highlights possible performance improvements for the time-warped MMSE reconstruction method, but also shows that high errors occur when the instantaneous bandwidth cannot be estimated precisely.

We also showed that the combination of time warping and the MMSE reconstruction method performed better than a simple linear interpolation in certain scenarios. We believe that further improvements are possible by taking advantage of the additional information provided by level-crossing sampling, such as time-dependent bounds for either the reconstructed signal or the samples c , since both are bounded by the surrounding levels.

Moreover, the combination of NNs and the time-warped MMSE reconstruction during training may help to find a direct relationship between level-crossing samples and the instantaneous bandwidth of practical signals, such as electrocardiograms.

REFERENCES

- [1] M Greitans and R Shavelis, "Speech sampling by level-crossing and its reconstruction using spline-based filtering," in *2007 14th International Workshop on Systems, Signals and Image Processing and 6th EURASIP Conference focused on Speech and Image Processing, Multimedia Communications and Services*. IEEE, 2007, pp. 292–295.
- [2] Dominik Rzepka, Marek Miśkiewicz, Dariusz Kościelnik, and Nguyen T Thao, "Reconstruction of signals from level-crossing samples using implicit information," *IEEE Access*, vol. 6, pp. 35001–35011, 2018.
- [3] Dominik Rzepka, Mirosław Pawlak, Dariusz Kościelnik, and Marek Miśkiewicz, "Reconstruction of varying bandwidth signals from event-triggered samples," in *Event-Based Control and Signal Processing*, pp. 529–546. CRC Press, 2018.
- [4] Dominik Rzepka, Mirosław Pawlak, Marek Miśkiewicz, and Dariusz Kościelnik, "Estimation of varying bandwidth from multiple level crossings of stochastic signals," in *2017 International Conference on Sampling Theory and Applications (SampTA)*. IEEE, 2017, pp. 313–317.
- [5] J. Clark, M. Palmer, and P. Lawrence, "A transformation method for the reconstruction of functions from nonuniformly spaced samples," *IEEE Transactions on Acoustics, Speech, and Signal Processing*, vol. 33, no. 5, pp. 1151–1165, 1985.
- [6] J Yen, "On nonuniform sampling of bandwidth-limited signals," *IRE Transactions on circuit theory*, vol. 3, no. 4, pp. 251–257, 1956.
- [7] Hyeokho Choi and DC Munson, "Stochastic formulation of bandlimited signal interpolation," *IEEE Transactions on Circuits and Systems II: Analog and Digital Signal Processing*, vol. 47, no. 1, pp. 82–85, 2000.
- [8] Georg Lindgren, Holger Rootzén, and Maria Sandsten, "Stationary stochastic processes," *Theory and Applications; Texts in Statistical Science Series*; CRC Press: Boca Raton, FL, USA, p. 347, 2013.
- [9] Ilya Sutskever, Oriol Vinyals, and Quoc V Le, "Sequence to sequence learning with neural networks," *Advances in neural information processing systems*, vol. 27, 2014.
- [10] Dominik Rzepka, Mirosław Pawlak, Dariusz Kościelnik, and Marek Miśkiewicz, "Bandwidth estimation from multiple level-crossings of stochastic signals," *IEEE Transactions on Signal Processing*, vol. 65, no. 10, pp. 2488–2502, 2017.
- [11] Dominik Rzepka, Dariusz Kościelnik, and Marek Miśkiewicz, "Recovery of varying-bandwidth signal for level-crossing sampling," in *Proceedings of the 2014 IEEE Emerging Technology and Factory Automation (ETFA)*. IEEE, 2014, pp. 1–6.