

Outlier-resilient model fitting via percentile losses: Methods for general and convex residuals

João Domingos and João Xavier

Abstract—We consider the problem of robustly fitting a model to data that includes outliers by formulating a percentile optimization problem. This problem is non-smooth and non-convex, hence hard to solve. We derive properties that the minimizers of such problems must satisfy.

These properties lead to methods that solve the percentile formulation both for general residuals and for convex residuals. The methods fit the model to subsets of the data, and then extract the solution of the percentile formulation from these partial fits. As illustrative simulations show, such methods endure higher outlier percentages, when compared with standard robust estimates.

Additionally, the derived properties provide a broader and alternative theoretical validation for existing robust methods, whose validity was previously limited to specific forms of the residuals.

Index Terms—Outliers, robust methods, percentile optimization, least median squares, least quantile regression, subset sampling.

I. INTRODUCTION

WE consider the problem of fitting a model to M data points, where O of them are outliers ($1 \leq O < M$). A data point is denoted by (x_m, y_m) . The vector $x_m \in \mathbf{R}^p$ is the feature and the scalar $y_m \in \mathbf{R}$ is the label, for $m \in \mathcal{M} = \{1, 2, \dots, M\}$. The model h is parameterized by $\theta \in \mathbf{R}^d$ and predicts the label y_m from the feature x_m .

Let $f_m(\theta)$ be the residual of the data point (x_m, y_m) when the model parameter is set to θ (a common choice is $f_m(\theta) = |y_m - h(x_m, \theta)|$). We thus face the problem of computing a model parameter θ that satisfies

$$f_m(\theta) \simeq 0, \quad (1)$$

for $M - O$ data points, but not necessarily for *all* data points because of the outliers. In other words, letting $\mathcal{I} \subset \mathcal{M}$ index the data points that are inliers and $\mathcal{O} = \mathcal{M} \setminus \mathcal{I}$ the outliers (thus, $O = |\mathcal{O}|$), we seek a θ that satisfies (1) for $m \in \mathcal{I}$, but not necessarily for $m \in \mathcal{O}$. The challenge lies in that neither \mathcal{I} nor \mathcal{O} is given beforehand.

Non-robust least-squares formulation. If the presence of outliers is ignored, model fitting can be cast as the problem of minimizing a global quadratic loss of the residuals,

$$\min_{\theta} \phi_{\text{quad}}(f_m(\theta); m \in \mathcal{M}), \quad (2)$$

where $\phi_{\text{quad}}(z)$ gives the sum-of-squares of the components of its input vector $z = (z_m; 1 \leq m \leq M)$,

$$\phi_{\text{quad}}(z) = \sum_{m=1}^M z_m^2, \quad (3)$$

see [1], [2], [3], [4], [5]. Such methods, however, are not robust. As soon as even just a few outliers are introduced, these methods lead to a θ that satisfies (1) only for a very small number of data points [6].

II. ROBUST PERCENTILE FORMULATION

Finding a parameter θ that minimizes the residuals of inliers, while ignoring a number O of outliers, can be captured by the optimization problem

$$\min_{\theta} \phi_{\text{per}}(f_m(\theta); m \in \mathcal{M}). \quad (4)$$

Here, ϕ_{per} is the percentile function of order O : The function ϕ_{per} discards the top O components of the input vector z and returns the largest component that remains. In other words, let $z = (z_m; 1 \leq m \leq M)$ be the vector inputted into ϕ_{per} and let $\{m_1, m_2, \dots, m_M\}$ be a permutation of $\{1, 2, \dots, M\}$ that sorts z in descending order,

$$z_{m_1} \geq \dots \geq z_{m_O} \geq z_{m_{O+1}} \geq \dots \geq z_{m_M}. \quad (5)$$

We have $\phi_{\text{per}}(z) = z_{m_{O+1}}$. Note that the permutation $\{m_1, m_2, \dots, m_M\}$ depends on z : the function ϕ_{per} is non-linear.

In (4), the effectiveness of a candidate parameter θ is thus gauged by its ability to best fit $M - O$ data points, since its O poorest fits are excluded.

The percentile formulation (4) is known in different communities by different names. We mention two examples:

a) Least Quantile of Squares (LQS) regression: When each residual is taken as $f_m(\theta) = |y_m - h(x_m, \theta)|$, with the model being linear ($h(x_m, \theta) = x_m^T \theta$), and the dataset contains about 50% of outliers, $O \simeq M/2$, the percentile loss ϕ_{per} becomes the median and (4) collapses into the least median of squares (LMS) formulation in [6]. The LMS formulation has been generalized to arbitrary percentiles beyond 50%, being known as Least Quantile of Squares (LQS) regression [7]. Although solving the LMS formulation is NP-HARD [8], efficient methods have been proposed for the case of intersect-slope regression [6], [9], [10], [11], [12]. Exact methods for small parameter size d are given in [13], [14], [15], [16]. Section VI connects our results with Stromberg's method [13] for the LQS problem.

b) *Value-at-Risk (VaR) optimization*: Formulation (4) also has a strong connection to portfolio optimization [17], [18], [19], since (4) can be interpreted as optimizing the Value-at-Risk (VaR) measure of an underlying stochastic risk problem. Further details on this interpretation for the setting of target localization can be found in [20].

III. CONTRIBUTIONS

Solving (4) is generally NP-HARD [8], if only because the percentile loss ϕ_{per} is by itself already non-smooth and non-convex. This section derives properties for the minimizers of (4) for two cases: for general residuals, in the sense that each $f_m(\theta)$ is not necessarily convex in θ ; and for convex residuals, where each $f_m(\theta)$ is convex in θ . These properties are relevant because they reveal principled ways of solving some instances of (4) via a finite (yet exponential) number of convex programs. Although the exponential dependency can often be relaxed by randomization [7], [21], [22], this letter is mainly devoted to solving (4) exactly.

General residuals. We show that (4) can be solved by solving

$$\min_{\theta} \phi_{\max}(f_m(\theta); m \in \mathcal{S}), \quad (6)$$

for all subsets \mathcal{S} of \mathcal{M} whose cardinality $S = |\mathcal{S}|$ is $M - O$ (the number of inliers), where ϕ_{\max} is the worst-case loss: for a generic vector $z = (z_s; 1 \leq s \leq S)$,

$$\phi_{\max}(z) = \max\{z_1, z_2, \dots, z_S\}. \quad (7)$$

We refer to (6) as an \mathcal{S} -fit. In such a fit, the model is adjusted only to the S data points indexed by \mathcal{S} , not to the full data set \mathcal{M} .

We show that a θ that yields the best \mathcal{S} -fit is also a solution of (4)—see Theorem 1.

The strategy of seeking the best \mathcal{S} -fit of size $M - O$ is not new in robust estimation – see [14], [23], [24], [16], [25]. However this idea is often explored in dedicated setups with no connection across problems. From our perspective, the contribution of Theorem 1 is essentially two-fold:

- To the best of our knowledge, this letter presents the first proof that using \mathcal{S} -fits is always optimal, regardless of the residuals f_m . Bertsimas et. al [16] (Theorem 4.1) proved this result for LQS regression. Their proof explores a mixed integer formulation of (4) for the residual form $f_m(\theta) = |y_m - h(x_m, \theta)|$. Theorem 1 is also mentioned (without proof) in [14], [25] for LQS regression and in [23], [24] for minimum volume ellipsoids. So Theorem 1 unifies several results in robust estimation by giving a formal proof that \mathcal{S} -fits are always optimal.
- As a secondary contribution, Theorem 1 allows us to interpret several algorithms [26], [14], [27] that approach problem (4) by alternating between minimax fits and updates of set \mathcal{S} . Equality (8) of Theorem 1 reveals the main motivation for these updates.

Convex residuals. Assuming convex residuals and $d + 1 < M - O$, we show that the solution of (4) must also be a solution of some \mathcal{S} -fit (6), but where \mathcal{S} has now a smaller size, namely, $d + 1$. This means that, once the solutions of all such \mathcal{S} -fits are

available, it suffices to evaluate them in the objective (4) and retain the best to arrive at a solution of (4)—see Theorem 2.

This strategy of looking for the solution of (4) among the solutions of \mathcal{S} -fits of size $d + 1$ is less understood in robust statistics [25], [24], in the sense that Theorem 2 was only proved for LQS regression with $f_m(\theta) = |y_m - x_m^T \theta|$ – see [25] for the original proof. From our perspective, Theorem 2 is the main contribution of the paper since sampling \mathcal{S} sets of size $d + 1$ can be tractable in low dimensional setups – see Section VI.

IV. GENERAL RESIDUALS

For a generic function $\psi : \mathbf{R}^n \rightarrow \mathbf{R}$, its infimum is denoted by ψ^* and its set of global minimizers by $\text{Argmin}(\psi)$. That is, $\psi^* = \mathbf{inf}\{\psi(x) : x \in \mathbf{R}^n\}$ and $\text{Argmin}(\psi) = \{x \in \mathbf{R}^n : \psi(x) = \psi^*\}$.

Hereafter, we let ϕ denote the objective function in (4) and $\phi_{\mathcal{S}}$ the objective function in (6).

Theorem 1. *We have*

$$\phi^* = \min_{|\mathcal{S}|=M-O} \phi_{\mathcal{S}}^* \quad (8)$$

and

$$\text{Argmin}(\phi) = \text{Argmin}(\phi_{\mathcal{S}^*}), \quad (9)$$

where \mathcal{S}^* is any \mathcal{S} that achieves the minimum on the right-hand side of (8).

Property (9) says that the solutions of the percentile formulation (4) are exactly the solutions of the best \mathcal{S} -fit. This gives a way to solve (4): first, solve all \mathcal{S} -fits (6), thus accessing $\text{Argmin}(\phi_{\mathcal{S}})$ and $\phi_{\mathcal{S}}^*$ for all \mathcal{S} of size $M - O$; then, locate the best \mathcal{S} , say, \mathcal{S}^* , in the sense that $\phi_{\mathcal{S}^*}^* \leq \phi_{\mathcal{S}}^*$ for all \mathcal{S} ; finally, pick $\theta^* \in \text{Argmin}(\phi_{\mathcal{S}^*})$. Such a θ^* solves the percentile formulation.

Proof of Theorem 1. We make use of following fact, whose straightforward proof is omitted: if $\psi : \mathbf{R}^n \rightarrow \mathbf{R}$ is a function of the form

$$\psi(x) = \min\{\psi_1(x), \psi_2(x), \dots, \psi_K(x)\}, \quad \text{for all } x,$$

where $\psi_k : \mathbf{R}^n \rightarrow \mathbf{R}$, then

$$\psi^* = \min\{\psi_1^*, \psi_2^*, \dots, \psi_K^*\}, \quad (10)$$

and

$$\text{Argmin}(\psi) = \text{Argmin}(\psi_{k^*}), \quad (11)$$

where k^* is any k that achieves the minimum on the right-hand side of (10), that is, $\psi_{k^*}^* \leq \psi_k^*$ for $1 \leq k \leq K$.

We now turn to the proof of Theorem 1. We start by noting that just evaluating the percentile function ϕ_{per} at a given vector $z = (z_m; 1 \leq m \leq M)$ already reduces to seeking subsets of $\{1, 2, \dots, M\}$ of size $M - O$ for the minimal largest component:

$$\phi_{\text{per}}(z) = \min_{|\mathcal{S}|=S} \phi_{\max}(z_m; m \in \mathcal{S}), \quad (12)$$

where $S = M - O$.

To prove (12) consider the permutation $\{m_1, m_2, \dots, m_M\}$ of $\{1, 2, \dots, M\}$ that sorts the components of the given z in descending order,

$$z_{m_1} \geq \dots \geq z_{m_O} \geq z_{m_{O+1}} \geq \dots \geq z_{m_M}. \quad (13)$$

Recall that $\phi_{\text{per}}(z) = z_{m_{O+1}}$.

Now consider the particular choice of subset $\mathcal{S}^* = \{m_{O+1}, \dots, m_M\}$, which implies $\phi_{\max}(z_m; m \in \mathcal{S}^*) = z_{m_{O+1}}$. This shows that the inequality \geq holds in (12).

It remains to show that the reverse inequality \leq also holds. For this, take an arbitrary subset $\mathcal{S} \neq \mathcal{S}^*$ of size S , say, $\mathcal{S} = \{j_1, j_2, \dots, j_S\}$. Because $\mathcal{S} \neq \mathcal{S}^*$ there exists an $1 \leq s \leq S$ such that $j_s \in \mathcal{S} \setminus \mathcal{S}^*$, which then necessarily satisfies $z_{j_s} \geq z_{m_{O+1}}$ (if $z_{m_{O+1}} > z_{j_s}$ were to hold, then j_s would have to be in $\{m_{O+2}, \dots, m_M\}$, a contradiction to $j_s \notin \mathcal{S}^*$). We thus have $\phi_{\max}(\mathcal{S}) \geq z_{j_s} \geq z_{m_{O+1}}$. Since \mathcal{S} was chosen arbitrarily, this shows that the inequality \geq holds in (12).

Using characterization (12), we thus have

$$\phi_{\text{per}}(f_m(\theta); m \in \mathcal{M}) = \min_{|\mathcal{S}|=S} \phi_{\max}(f_m(\theta); m \in \mathcal{S}),$$

for all θ , or, more compactly,

$$\phi = \min_{|\mathcal{S}|=S} \phi_{\mathcal{S}}. \quad (14)$$

Identity (14), together with (10) and (11), imply the claimed properties (8) and (9).

V. CONVEX RESIDUALS

We now turn to convex residuals.

Theorem 2. *If $f_m(\theta)$ is convex in θ for all m , and $d+1 < M-O$, then*

$$\text{Argmin}(\phi) \subset \bigcup_{|\mathcal{S}|=d+1} \text{Argmin}(\phi_{\mathcal{S}}). \quad (15)$$

Property (15) asserts that the solutions of the percentile formulation (4) are to be found among the solutions of the \mathcal{S} -fits (6), where now \mathcal{S} has size $d+1$. This enables (4) to be solved as follows: first, solve all \mathcal{S} -fits, which are now convex optimization problems, thus accessing $\text{Argmin}(\phi_{\mathcal{S}})$ for all \mathcal{S} of size $d+1$; then, plug all θ from the sets $\text{Argmin}(\phi_{\mathcal{S}})$ in the objective function of interest ϕ , and call θ^* one that achieves the lowest value. Such θ^* solves the percentile formulation. This strategy is most direct to carry out when each $\text{Argmin}(\phi_{\mathcal{S}})$ is a singleton: see section VI for further discussion.

Proof of Theorem 2. We start by noting that property (9) from Theorem 1 implies

$$\text{Argmin}(\phi) \subset \bigcup_{|\mathcal{T}|=M-O} \text{Argmin}(\phi_{\mathcal{T}}). \quad (16)$$

Thus, we need only show that, for any given $\mathcal{T} \subset \mathcal{M}$ of size $M-O$, we can find a $\mathcal{S} \subset \mathcal{M}$ of size $d+1$ such that

$$\text{Argmin}(\phi_{\mathcal{T}}) \subset \text{Argmin}(\phi_{\mathcal{S}}). \quad (17)$$

Let \mathcal{T} of size $M-O$ be given and choose $\theta^* \in \text{Argmin}(\phi_{\mathcal{T}})$. Our goal is thus to come up with a set \mathcal{S} of size $d+1$ such that

$$\theta^* \in \text{Argmin}(\phi_{\mathcal{S}}). \quad (18)$$

Because θ^* solves the convex optimization problem

$$\min_{\theta} \phi_{\mathcal{T}}(\theta),$$

Theorem 2.2.1 in [28] states that

$$0 \in \partial \phi_{\mathcal{T}}(\theta^*), \quad (19)$$

where the set $\partial \phi_{\mathcal{T}}(\theta^*)$ denotes the sub-differential of the convex function $\phi_{\mathcal{T}}$ at the point θ^* .

Because $\phi_{\mathcal{T}}$ is a pointwise maximum of convex functions, namely,

$$\phi_{\mathcal{T}}(\theta) = \max\{\phi_m(\theta); m \in \mathcal{T}\}, \quad \text{for all } \theta,$$

we can use Corollary 4.3.2 in [28], together with (19), to conclude that

$$0 \in \text{co} \left(\bigcup_{m \in \mathcal{A}^*} \partial \phi_m(\theta^*) \right), \quad (20)$$

where

$$\mathcal{A}^* = \{m \in \mathcal{T} : \phi_m(\theta^*) = \phi_{\mathcal{T}}(\theta^*)\}$$

is called the active index-set of the function $\phi_{\mathcal{T}}$ at θ^* and the symbol $\text{co } C$ denotes the convex hull of the set C .

Identity (20) thus says that the zero vector 0 can be written as a convex combination of $|\mathcal{A}^*|$ vectors, each vector pulled from a sub-differential $\partial \phi_m(\theta^*)$. Because the identity (20) lives in \mathbf{R}^d , Carathéodory's Theorem (Theorem 1.3.6 in [28]) asserts that there exists $\mathcal{A} \subset \mathcal{A}^*$ such that

$$0 \in \text{co} \left(\bigcup_{m \in \mathcal{A}} \partial \phi_m(\theta^*) \right), \quad (21)$$

and $|\mathcal{A}| \leq d+1$.

Next, we consider two cases:

- Case 1: $|\mathcal{A}| = d+1$. We define $\mathcal{S} = \mathcal{A}$;
- Case 2: $|\mathcal{A}| < d+1$. Note that $\mathcal{A} \subset \mathcal{T}$ and $|\mathcal{T}| = M-O$; thus, due to the assumption $d+1 < M-O$, we can enlarge \mathcal{A} with enough indexes from $\mathcal{T} \setminus \mathcal{A}$ so as to attain a set \mathcal{S} of size $d+1$.

Regardless of which case holds, we can thus generate \mathcal{S} of size $d+1$ that satisfies

$$\mathcal{A} \subset \mathcal{S} \subset \mathcal{T}. \quad (22)$$

Now, let the active index-set of the function

$$\phi_{\mathcal{S}}(\theta) = \max\{\phi_m(\theta); m \in \mathcal{S}\}, \quad \text{for all } \theta,$$

at θ^* , be denoted by \mathcal{B}^* , that is,

$$\mathcal{B}^* = \{m \in \mathcal{S} : \phi_m(\theta^*) = \phi_{\mathcal{S}}(\theta^*)\}.$$

It follows from (22) that $\mathcal{A} \subset \mathcal{B}^*$, which, in view of (21), implies

$$0 \in \text{co} \left(\bigcup_{m \in \mathcal{B}^*} \partial \phi_m(\theta^*) \right). \quad (23)$$

By Corollary 4.3.2 in [28], identity (23) implies $0 \in \partial \phi_{\mathcal{S}}(\theta^*)$, and, finally, Theorem 2.2.1 in [28] shows that (18) holds.

VI. APPLICATIONS

We discuss two applications that show the usefulness of Theorem 2.

a) Stromberg's Method: In [13], Stromberg addresses a least-squares problem with outliers. The problem is formulated as (4), with convex residuals given by $f_m(\theta) = |y_m - x_m^T \theta|$. Furthermore, the condition $d + 1 \leq M - O$ is assumed.

The method proposed in [13] can be summarized as follows:

- Enumerate all subsets \mathcal{S} of \mathcal{M} of size $d + 1$;
- For each such subset \mathcal{S} , solve (6). Under the so-called Haar's condition invoked in [13], problem (6) has a unique solution, say, $\text{Argmin}(\phi_{\mathcal{S}}) = \{\theta_{\mathcal{S}}^*\}$;
- Plug each $\theta_{\mathcal{S}}^*$ into the objective of function interest (4) and let the returned θ^* be the one with the lowest value.

Stromberg [13] showed that such θ^* indeed solves (4). This was achieved by using the unique form of the residuals, specifically $f_m(\theta) = |y_m - x_m^T \theta|$, to characterize the solution set of Chebychev problems – see [29], [30]. Theorem 2, on the other hand, is valid for arbitrary convex residuals f_m . Theorem 2 is able to capture the core insight of Stromberg's method by exploring the sub-differential characterization for the maximum of convex functions – see equation (20) in the proof of Theorem 2.

b) Robust centroid: To illustrate the usefulness of Theorem 2 for more general convex residuals, we consider the problem of computing a centroid of M points, of which O are outliers. Letting $x_m \in \mathbf{R}^d$, for $1 \leq m \leq M$, denote the given points, we can phrase this problem as in (4), by considering convex residuals of the form $f_m(\theta) = \|x_m - \theta\|_2^2$; here, $\|\cdot\|_2$ denotes the ℓ_2 (Euclidean) norm. In this setting, solving (4) can be interpreted as computing the mean of a population, robustly against O outliers [6].

Theorem 2 shows that (4) can be solved by first solving \mathcal{S} -fits as in (6), thus accessing $\text{Argmin}(\phi_{\mathcal{S}})$ for all \mathcal{S} of size $d + 1$, and then searching among those sets for the point that yields the smallest value of the function of interest (4). For the problem of robust centroid at hand, it can be shown that each \mathcal{S} -fit has a unique solution, say, $\text{Argmin}(\phi_{\mathcal{S}}) = \{\theta_{\mathcal{S}}^*\}$, thanks to the strict convexity of the residuals. Furthermore, because we take $d = 2$ for ease of visualization, each $\theta_{\mathcal{S}}^*$ can be easily computed resorting to techniques in [31].

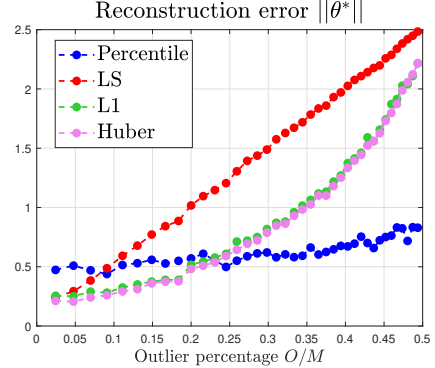
For our numerical experiments, we start by sampling $M - O = 40$ (inlier) points from a normal distribution $\mathcal{N}(0, I)$. Then, we add outliers by sampling O points from a shifted normal distribution with higher variance $1.2\mathcal{N}(b, I)$, where the bias vector $b = (4, 3)$. Figures 1 (b) and (c) plots realizations of this setup for an increasing number of outliers O .

On this dataset, we compare the method enabled by Theorem 2 (delineated above) with the least squares solution (2) and two classical methods [32], [33] from robust estimation:

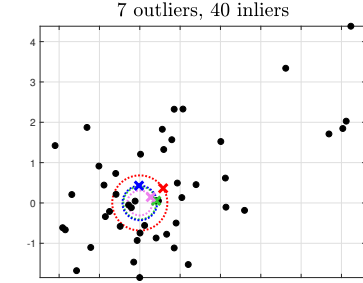
$$\min_{\theta} \sum_{m=1}^M \|x_m - \theta\|_1 \quad (\text{L1}),$$

$$\min_{\theta} \sum_{m=1}^M h_R(\|x_m - \theta\|_2) \quad (\text{Huber}),$$

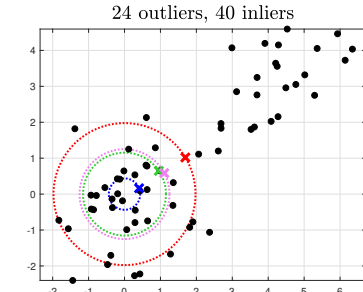
where $\|\cdot\|_1$ denotes the ℓ_1 norm and h_R the Huber function with threshold R (we set $R = 1.34$ as suggested in [32], since the standard deviation of inliers is unitary).



(a) Average error over 100 Monte Carlo trials.



(b) A typical realization with 15% outlier ratio.



(c) A typical realization with 38% outlier ratio.

Fig. 1: Results for the robust centroid example: panel (a) shows that, when the fraction of outliers exceed 23%, only the percentile method based on Theorem 2 prevails.

In view of the way the data set was generated, we wish the methods to return the zero vector $(0, 0)$, as this is the (theoretical) mean of the population of inliers. Thus, we compare the four methods on the basis of the Euclidean norm of their returned parameter θ^* .

Figure 1 gives the results of the comparison, as the number of outliers increases. Figure 1 (a) shows that the percentile method (in blue) is the only method that endures a moderate-to-high number of outliers, say when $O/M > 23\%$. These findings confirm that typical robust alternatives cannot withstand considerable amounts of outliers, which highlights the importance of Theorems 1 and 2 for these challenging setups.

REFERENCES

- [1] G. S. Watson, "Linear least squares regression," *The Annals of Mathematical Statistics*, pp. 1679–1699, 1967.
- [2] S. Van Huffel and H. Zha, "10 the total least squares problem," in *Computational Statistics*, ser. Handbook of Statistics. Elsevier, 1993, vol. 9, pp. 377–408. [Online]. Available: <https://www.sciencedirect.com/science/article/pii/S0169716105801348>
- [3] R. L. Dykstra, "An algorithm for restricted least squares regression," *Journal of the American Statistical Association*, vol. 78, no. 384, pp. 837–842, 1983.
- [4] M. L. Johnson and L. M. Faunt, "[1] parameter estimation by least-squares methods," in *Numerical Computer Methods*, ser. Methods in Enzymology. Academic Press, 1992, vol. 210, pp. 1–37. [Online]. Available: <https://www.sciencedirect.com/science/article/pii/007668799210003V>
- [5] H. W. Sorenson, "Least-squares estimation: from gauss to kalman," *IEEE Spectrum*, vol. 7, no. 7, pp. 63–68, 1970.
- [6] P. J. Rousseeuw, "Least median of squares regression," *Journal of the American statistical association*, vol. 79, no. 388, pp. 871–880, 1984.
- [7] P. J. Rousseeuw and M. Hubert, "Recent developments in progress," *Lecture Notes-Monograph Series*, pp. 201–214, 1997.
- [8] T. Bernholt, "Robust estimators are hard to compute," *Technical reports*, 2006. [Online]. Available: <https://api.semanticscholar.org/CorpusID:14288274>
- [9] D. L. Souvaine and J. M. Steele, "Time-and space-efficient algorithms for least median of squares regression," *Journal of the American Statistical Association*, vol. 82, no. 399, pp. 794–801, 1987.
- [10] G. Shapira and T. Hassner, "Gpu-based computation of 2d least median of squares with applications to fast and robust line detection," *arXiv preprint arXiv:1510.01041*, 2015.
- [11] D. M. Mount, N. S. Netanyahu, K. Romanik, R. Silverman, and A. Y. Wu, "A practical approximation algorithm for the lms line estimator," *Computational statistics & data analysis*, vol. 51, no. 5, pp. 2461–2486, 2007.
- [12] H. Edelsbrunner and D. L. Souvaine, "Computing least median of squares regression lines and guided topological sweep," *Journal of the American Statistical Association*, vol. 85, no. 409, pp. 115–119, 1990.
- [13] A. J. Stromberg, "Computing the exact value of the least median of squares estimate in multiple linear regression," University of Minnesota, Tech. Rep., 1991.
- [14] J. Agulló, "Exact algorithms for computing the least median of squares estimate in multiple linear regression," *Lecture Notes-Monograph Series*, pp. 133–146, 1997.
- [15] A. Giloni and M. Padberg, "Least trimmed squares regression, least median squares regression, and mathematical programming," *Mathematical and Computer Modelling*, vol. 35, no. 9-10, pp. 1043–1060, 2002.
- [16] D. Bertsimas and R. Mazumder, "Least quantile regression via modern optimization," *The Annals of Statistics*, vol. 42, no. 6, pp. 2494 – 2525, 2014. [Online]. Available: <https://doi.org/10.1214/14-AOS1223>
- [17] R. Koenker and K. F. Hallock, "Quantile regression," *Journal of economic perspectives*, vol. 15, no. 4, pp. 143–156, 2001.
- [18] R. Koenker and G. Bassett Jr, "Regression quantiles," *Econometrica: journal of the Econometric Society*, pp. 33–50, 1978.
- [19] R. T. Rockafellar, S. Uryasev *et al.*, "Optimization of conditional value-at-risk," *Journal of risk*, vol. 2, pp. 21–42, 2000.
- [20] J. Domingos and J. Xavier, "Robust target localization in 2d: A value-at-risk approach," *Under review but currently on arXiv:2307.00548*, 2023.
- [21] B. Chakraborty and P. Chaudhuri, "On an optimization problem in robust statistics," *Journal of computational and Graphical Statistics*, vol. 17, no. 3, pp. 683–702, 2008.
- [22] J. Joss and A. Marazzi, "Probabilistic algorithms for least median of squares regression," *Computational Statistics & Data Analysis*, vol. 9, no. 1, pp. 123–133, 1990.
- [23] R. Cook, D. Hawkins, and S. Weisberg, "Exact iterative computation of the robust multivariate minimum volume ellipsoid estimator," *Statistics & probability letters*, vol. 16, no. 3, pp. 213–218, 1993.
- [24] S. Van Aelst and P. Rousseeuw, "Minimum volume ellipsoid," *Wiley Interdisciplinary Reviews: Computational Statistics*, vol. 1, no. 1, pp. 71–82, 2009.
- [25] A. J. Stromberg, "Computing the exact least median of squares estimate and stability diagnostics in multiple linear regression," *SIAM Journal on Scientific Computing*, vol. 14, no. 6, pp. 1289–1299, 1993.
- [26] D. M. Hawkins, "The feasible set algorithm for least median of squares regression," *Computational Statistics & Data Analysis*, vol. 16, no. 1, pp. 81–101, 1993.
- [27] G. A. Watson, "On computing the least quantile of squares estimate," *SIAM Journal on Scientific Computing*, vol. 19, no. 4, pp. 1125–1138, 1998.
- [28] J.-B. Hiriart-Urruty and C. Lemaréchal, *Fundamentals of convex analysis*. Springer Science & Business Media, 2004.
- [29] T. Rivlin, "Overdetermined systems of linear equations," *SIAM Review*, vol. 5, no. 1, pp. 52–66, 1963.
- [30] E. W. Cheney, *Introduction to approximation theory*. New York: McGraw-Hill Book Co., 1966.
- [31] L. Källberg, "Minimum enclosing balls and ellipsoids in general dimensions," Ph.D. dissertation, Mälardalen University, 2019.
- [32] P. J. Huber, *Robust statistics*. John Wiley & Sons, 2004, vol. 523.
- [33] E. J. Candès and Y. Plan, "Near-ideal model selection by l_1 minimization," *The Annals of Statistics*, vol. 37, no. 5A, pp. 2145 – 2177, 2009. [Online]. Available: <https://doi.org/10.1214/08-AOS653>