
Contents

1	Introduction	2
2	Tensor product structures related to RCFTs	6
2.1	Morphisms in \mathcal{C}	7
2.2	Frobenius algebras and modules over them	8
2.3	Bimodules over Frobenius algebras and their fusion	11
2.4	Junctions	14
2.5	Fusing matrices	17
2.5.1	Fusing matrix of \mathcal{C}	18
2.5.2	Fusing matrix Y for bimodules	18
2.5.3	Fusing matrix T for open defects	22
2.5.4	Fusing matrix \dot{T} involving an open defect and a boundary field	25
2.5.5	Fusing matrix $F[A]$ related to boundary OPE	27
2.6	Fusing matrices from module and bimodule categories	28
2.7	Compact open defects and their fusion algebras	31
3	Calculating fusing matrices	37
3.1	Y-matrix	38
3.2	T-matrix	42
3.3	\dot{T} -matrix	44
3.4	$F[A]$ -matrix	45
4	Free boson compactified on a circle	46
4.1	Generalities	46
4.2	Fusing matrices of the $N = 2, r = 2$ model	50
4.3	Fusing matrices of the $N = 4, r = 2$ model	55
4.4	Boundary RG flows	58
5	Future directions	62
A	Associators	63
A.1	Associator of ${}_A\mathcal{C}_A$	64
A.2	Associator of ${}_A\mathcal{C}_B \times {}_B\mathcal{C}_C \times \mathcal{C}_C$	68
A.3	Associator of ${}_A\mathcal{C}_B \times \mathcal{C}_B \times \mathcal{C}$	68
B	Matrices A, B, C and fusing matrices for rational free boson	71
B.1	$N = 2, r = 2$	71
B.2	$N = 4, r = 2$	74

1 Introduction

The crucial algebraic structure underlying rational two-dimensional conformal field theories (RCFT) is that of a modular tensor category [1, 2]. The approach to RCFTs based on modular tensor categories and Frobenius algebra objects was developed in [3–11]. Structure constants in this approach are calculated from ribbon graphs using a three-dimensional topological field theory (TFT). We will refer to this approach as the TFT approach. A review can be found in [12], [13] and a historical overview of RCFT that puts the TFT approach into perspective can be found in [14].

In this introductory section we will sketch the main structures we will be working with leaving the precise definitions to the later sections. At the chiral symmetry level an RCFT can be described in terms of a modular tensor category \mathcal{C} . One of the key data specifying \mathcal{C} is the associator morphisms spaces for the tensor products of objects. Choosing bases for the relevant morphisms these associators are represented by the fusing matrices also called F-symbols or 6j-symbols. Such matrices satisfy a system of non-linear equations called the pentagon equations, which in general are very difficult to solve. The defining observables of a full RCFT are local bulk operators which combine a holomorphic and anti-holomorphic representation content of \mathcal{C} . It was shown in the papers cited above that to construct such operators and their correlators it suffices to have a Frobenius algebra object A in \mathcal{C} with certain additional properties. Such an algebra object can be constructed from a conformal boundary condition. All conformal boundary conditions can then be associated with modules over A and form a module category over \mathcal{C} . The multiplication structure of A , in addition to the fusing and braiding matrices of \mathcal{C} , provides further data satisfying non-trivial non-linear constraints. One of the important computational advantages of the TFT approach is that all structure constants of the CFT associated with the pair \mathcal{C}, A can be found solving some linear problems. It was shown that the structure constants will satisfy all the necessary non-linear constraints by virtue of the non-linear equations satisfied by the data defining \mathcal{C} and A .

Besides the conformal boundary conditions, described as modules over A , another important ingredient of the categorical approach are the topological interfaces. Given two RCFTs built on the same chiral symmetry category \mathcal{C} from two Frobenius algebra objects: A and B , a topological interface between them can be described as an A - B -bimodule object in \mathcal{C} . For the case $A = B$ such bimodules correspond to topological defects. A new tensor product structure arises on the category of all A - A -bimodules giving rise to a fusion category. It has its own fusing matrices but no natural braiding. Furthermore, a number of non-trivial operations arise involving both conformal boundary conditions and topological defects (or more generally interfaces). Firstly, we can define a tensor product (fusion) of a topological interface labelled by an A - B -bimodule X and a conformal boundary condition labelled by a B -module M . This tensor product gives a conformal boundary condition described by the A -module $X \otimes_B M$, see Figure 1.

Secondly, we can define a junction of a defect with a boundary. More precisely, for a given RCFT a topological defect can always end on a conformal boundary condition with the end point in general being a defect operator of non-trivial dimension. In particular

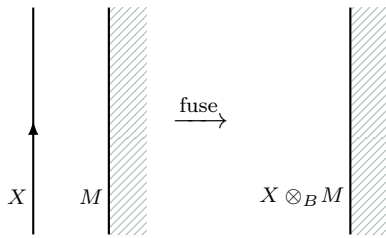


Figure 1. Fusion of a topological interface with a conformal boundary condition.

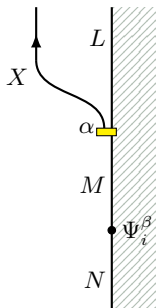


Figure 2. Open defect junction and an insertion of a boundary operator.

cases, when this dimension is zero, the junction is topological. We will often refer to such topological junctions as open topological defects. In correlation functions involving bulk and boundary operators an open defect can be freely moved both in the bulk and on the boundary, as long as the defect does not pass through an insertion. We depict a topological junction on Figure 2 where we also show an insertion of a boundary operator.

A nice piece of terminology related to the two constructions was proposed in [15]. If a boundary condition is a simultaneous eigenstate under fusion with a subring of topological defects we say that this boundary condition is strongly symmetric with respect to this subring. If a subset of topological defects each admits a topological junction with a boundary condition we say that that boundary condition is weakly symmetric with respect to this subset. In the latter case one can fuse such junctions by putting them on top of each other. Such a fusion is governed by a new set of F-matrices which we denote as T and show schematically on Figure 3.

The rules for passing a topological defect through a bulk operator were formulated in [16] (see [17] for a nice discussion in the context of the Ising model). In general this will result in a defect operator but in some special cases the passing through just multiplies the bulk operator by a constant. As discussed in [18] such a situation has non-trivial implications for bulk RG flows triggered by the bulk operator at hand. If the constant is 1 the bulk operator commutes with some topological defects which have to survive the flow. If the constant is -1 the bulk operator anticommutes with a topological defect and such

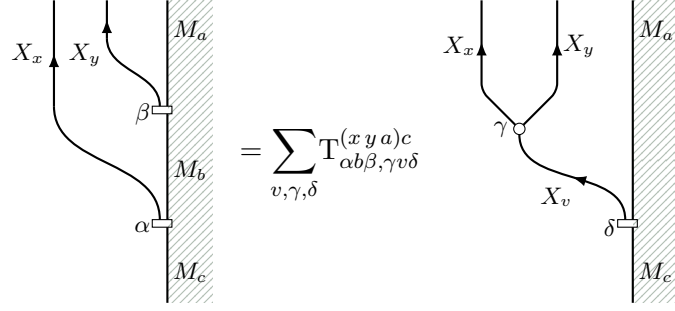


Figure 3. Fusion of open defects.

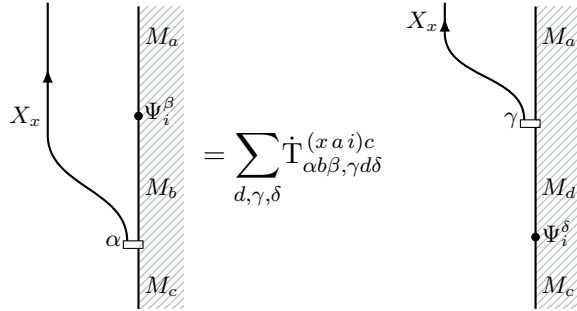


Figure 4. Moving an open topological defect past a boundary field.

a defect must be present between the CFTs (possibly trivial) obtained as the end points with the opposite signs of the coupling. A slightly different take on the role of defects was presented in [15]. For a massive flow the infrared vacuum can be described by a conformal boundary state [19], [20] specifying an RG boundary. In the presence of topological defects commuting with a perturbation the RG boundary must be strongly symmetric. Recently non-invertible and categorical symmetries received a lot of attention, see e.g. [21], [22], [23] for a review. The constraints from topological defects on RG flows were discussed in this broader framework in [24], [25], [26], [27].

Another arena of applications of topological defects is the boundary RG flows which are triggered by a boundary deformation switched on a conformal boundary condition. Both the fusion of Figure 1 and the junctions on Figure 2 proved to be useful. As shown in [28] any boundary RG flow can be fused with a topological defect to give another RG flow triggered by an operator of the same weight. Constraints on the same flow arise in the situation when one has a topological junction that either commutes or anti-commutes with a relevant boundary field. Similarly to the bulk case discussed above moving a topological junction past a boundary insertion in general introduces a new boundary condition between the insertion and the junction. Such a move is depicted on Figure 4.

It is governed by a new set of fusing matrices which we denote¹ by \dot{T} . In the case

¹In this paper we introduced a new notation for three kinds of fusing matrices: T , \dot{T} and the fusing

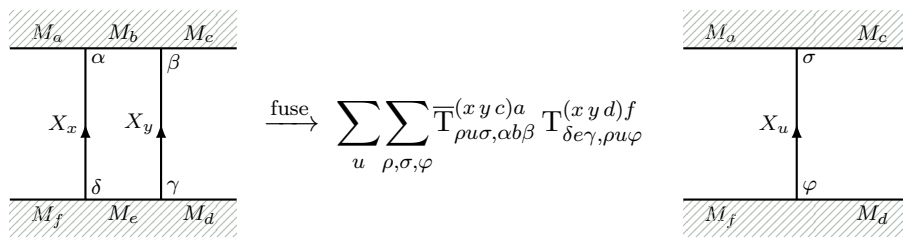


Figure 5. Fusion of compact open defects.

when the boundary condition remains the same and the boundary field is left intact we say that the open defect commutes with the boundary operator. When moving past the insertion amounts only to multiplication of the boundary field by -1 we say that it anti-commutes. Concrete examples of such situations were presented in [29] for the Virasoro minimal models. The commuting situation means that the topological junction survives into the infrared fixed point. When there are several such topological junctions their fusion algebra must also be an invariant under the RG flow. This means that the relevant fusing matrices T defined on Figure 3 must be invariant (up to a change of basis).

Another fusion algebra is obtained when we look at defects with both ends attached to the UV boundary condition. On Figure 5 this is depicted as defect lines stretched across a strip. It is not hard to show that the fusion algebra of such *compact open defects* is associative. This was demonstrated in [30] for the case of charge-conjugation modular invariant (i.e. the trivial Frobenius algebra $A = \mathbf{1}$). We do this in the general case in section 2.7. When the boundary condition is the direct sum of all irreducible boundary conditions with multiplicity 1 the corresponding associative algebra was considered in [31] under the name of the *tube algebra*. This notion goes back to [32] and also emerges in bulk theories, see [18], [33], [34], [35] for recent discussions of the tube algebras arising in bulk QFTs and lattice theories. The structure constants of the algebras associated with compact open defects are expressed in terms of the matrices T and the dual matrices \bar{T} as on Figure 5.

When there is a boundary operator that commutes with some subset of topological junctions the compact open defects from this subset generate an associative algebra which is an invariant of the RG flow triggered by this operator. Examples of such algebras and boundary RG flows were considered in [29] in the context of A -series Virasoro minimal models. When we have an operator that anti-commutes with some topological junctions similar conclusions apply giving defects linking the two infrared boundary conditions obtained for the opposite signs of the boundary coupling. More generally we can consider boundary RG flows in a multi-coupling space which are triggered by switching on several boundary

matrices for junctions of topological defects which we denote as Y . We decided to break with the tradition of keeping the letter F in the notation in favour of some mnemonic rule that would make it easier to remember which situation the fusing matrix describes. Thus, the triple junctions of topological defects resemble the letter Y while the junctions of defects with boundaries are depicted as letter- T -shaped junctions. The dot in the notation \dot{T} is meant to remind of an insertion of a boundary operator.

operators. In such cases topological junctions arise between the boundary conditions on different RG trajectories. The assignment of a junction to pairs of RG trajectories can be expressed in terms of the fusing matrix \hat{T} . We will consider concrete examples of such situations in section 4.4.

We see that for the applications to RG flows one needs to know the matrices T and \hat{T} . When $A = \mathbf{1}$ each irreducible module and bimodule is described by an irreducible object in \mathcal{C} . It follows from this that in an appropriate basis the matrices T and \hat{T} are given by the fusing matrices of \mathcal{C} . For a non-trivial A this is no longer the case and the new fusing matrices need to be calculated. The main purpose of this paper is to lay out in detail the general structure associated with these matrices for the case of $A \neq \mathbf{1}$ and in the presence of multiplicities in the fusion rules. Furthermore we work out in detail how these matrices can be computed from a given representation theoretic data for the pair (\mathcal{C}, A) . In the TFT approach, as with all structure constants, this task reduces to solving some linear algebra problems. While conceptually we don't offer anything new to the computational part, we work out the details of the linear problems to the level at which one can use software. We illustrate the method on particular examples of the rational free boson theories. An altogether different approach to calculating the fusing matrices associated with fusion categories which are Morita equivalent to the one with the known fusing matrices is developed in [31]. Another recent calculation of fusing matrices arising in a CFT with a triality defect was performed in [36].

The main body of the paper is organised as follows. In section 2 we introduce the tensor product structures related to boundaries and interfaces arising in RCFT. We formally introduce the associators and the fusing matrices for those tensor structures and discuss the related pentagon identities. In section 2.7 we introduce the compact open defects and their fusion algebras. In section 3 we work out the general formulae for the new fusing matrices in terms of the data in (\mathcal{C}, A) . In section 4 we apply our general formulae to obtain the fusing matrices for some rational free boson theories. In section 4.4 we describe some concrete applications to boundary RG flows in rational free boson examples. The appendices contain a detailed discussion of associators with proofs of pentagon equations, as well as calculational details related to the free boson examples.

2 Tensor product structures related to RCFTs

In this paper we are following the TFT approach to RCFT (see e.g. [12], [13] for a review). The relevant mathematical structures used in this approach are well exposed in the literature (see e.g. [37, 38]). We will thus focus on conventions and notations providing only certain definitions that will be of particular importance for our calculations. Throughout this section we will assume that the modular tensor category \mathcal{C} that encodes the chiral symmetry algebra of our RCFT is fixed.

2.1 Morphisms in \mathcal{C}

We represent morphisms in \mathcal{C} as graphs in which lines stand for identity morphisms. For example an identity morphism id_U and $f \in \text{Hom}(U, V)$ are depicted as

$$\text{id}_U = \begin{array}{c} U \\ | \\ U \end{array} \quad f = \begin{array}{c} U \\ | \\ \boxed{f} \\ | \\ U \end{array} \quad (2.1)$$

Here the convention is that such pictures are read from bottom to top. Since $\text{id}_{\mathbf{1}} = 1 \in \mathbb{C}$, lines labelled by $\mathbf{1}$ will be omitted, where $\mathbf{1}$ is the tensor unit of \mathcal{C} (see definition A.1). Composition of morphisms corresponds to concatenation of lines, while the tensor product to juxtaposition.

To extract information from the axioms of \mathcal{C} we usually need to make an explicit choice of basis in the three-point coupling spaces. To this end we choose representatives U_i , $i \in \mathcal{I}$ of the isomorphisms classes of the simple objects in \mathcal{C} where \mathcal{I} is a finite indexing set. For these simple objects we fix bases $\{\lambda_{(i,j)k}^\alpha\}$ in the hom-spaces $\text{Hom}(U_i \otimes U_j, U_k)$ as well as dual bases $\{\bar{\lambda}_\alpha^{(i,j)k}\}$ in $\text{Hom}(U_k, U_i \otimes U_j)$. These bases will be depicted as

$$\begin{array}{c} U_k \\ | \\ \boxed{\lambda_{(i,j)k}^\alpha} \\ | \quad | \\ U_i \quad U_j \end{array} = \begin{array}{c} U_k \\ | \\ \alpha \\ / \quad \backslash \\ U_i \quad U_j \end{array} \quad \begin{array}{c} U_i \quad U_j \\ | \quad | \\ \boxed{\bar{\lambda}_\alpha^{(i,j)k}} \\ | \\ U_k \end{array} = \begin{array}{c} U_i \quad U_j \\ / \quad \backslash \\ \bar{\alpha} \\ | \\ U_k \end{array} \quad (2.2)$$

where $\alpha \in \{1, \dots, N_{ij}^k\}$ with N_{ij}^k being the fusion coefficients defined as

$$N_{ij}^k := \dim \text{Hom}(U_i \otimes U_j, U_k). \quad (2.3)$$

Duality of these bases means that the following normalisation holds

$$\begin{array}{c} U_m \\ | \\ \alpha \\ \circlearrowleft \\ U_i \quad U_k \\ \circlearrowright \\ \beta \\ | \\ U_j \end{array} = \delta_{m,j} \delta_{\alpha,\beta} \quad \begin{array}{c} U_j \\ | \\ U_j \end{array} \quad (2.4)$$

These bases also satisfy a completeness relation due to the semisimplicity of the category \mathcal{C} [7]:

$$\begin{array}{c} U_i \\ | \\ U_i \end{array} \quad \begin{array}{c} U_j \\ | \\ U_j \end{array} = \sum_{k \in \mathcal{I}} \sum_{\gamma} \begin{array}{c} U_i \quad U_j \\ \searrow \quad \swarrow \\ \gamma \\ | \\ U_k \\ \swarrow \quad \searrow \\ \gamma \\ U_i \quad U_j \end{array} \quad (2.5)$$

In the literature one finds other normalisation choices than (2.4). In particular the choice made in [30], for theories with $N_{ij}^k \in \{0, 1\}$, can be characterised by the equation

$$\begin{array}{c} U_k \quad U_i \\ \searrow \quad \swarrow \\ U_{\bar{k}} \\ | \\ \mathbf{1} \end{array} \quad \begin{array}{c} U_j \\ | \\ U_j \end{array} = \begin{array}{c} U_k \quad U_i \\ \searrow \quad \swarrow \\ U_j \end{array} \quad (2.6)$$

where \bar{k} is the label of the dual object of U_k .

2.2 Frobenius algebras and modules over them

Let A be a symmetric special Frobenius algebra in \mathcal{C} . We introduce the following graphical notation for the multiplication, unit, comultiplication and counit morphisms of A

$$m = \begin{array}{c} A \\ | \\ \bullet \\ \swarrow \quad \searrow \\ A \quad A \end{array} \quad \eta = \begin{array}{c} A \\ | \\ \circ \\ \mathbf{1} \end{array} \quad \Delta = \begin{array}{c} A \quad A \\ \swarrow \quad \searrow \\ \bullet \\ | \\ A \end{array} \quad \varepsilon = \begin{array}{c} \mathbf{1} \\ \circ \\ | \\ A \end{array} \quad (2.7)$$

As \mathcal{C} is semisimple, A is a finite direct sum of U_i . We fix all bases $\{i_{i,\alpha}^A\}$ in the embedding spaces $\text{Hom}(U_i, A)$, as well as dual bases $\{j_A^{i,\alpha}\}$ in $\text{Hom}(A, U_i)$ which we draw as

$$\begin{array}{c} A \\ | \\ \boxed{i_{i,\alpha}^A} \\ | \\ U_i \end{array} =: \begin{array}{c} A \\ | \\ \triangle_{\alpha} \\ | \\ U_i \end{array} \quad \text{and} \quad \begin{array}{c} U_i \\ | \\ \boxed{j_A^{i,\alpha}} \\ | \\ A \end{array} =: \begin{array}{c} U_i \\ | \\ \triangle_{\alpha} \\ | \\ A \end{array} \quad (2.8)$$

They satisfy the following duality and completeness relations:

$$J_A^{(j,\beta)} \circ v_{i,\alpha}^A = \delta_{i,j} \delta_{\alpha,\beta} \text{id}_{U_i} \quad (2.9)$$

$$\sum_{i,\alpha} v_{i,\alpha}^A \circ J_A^{i,\alpha} = \text{id}_M. \quad (2.10)$$

Using these bases we can expand the comultiplication morphism in terms of $\bar{\lambda}_{\bar{\alpha}}^{(i,j)k}$ as

$$\text{Diagram (Left)} = \sum_{\delta=1}^{N_{ij}^k} \Delta_{k\gamma;\delta}^{i\alpha,j\beta} \text{Diagram (Right)} \quad (2.11)$$

The numbers $\Delta_{k\gamma;\delta}^{i\alpha,j\beta} \in \mathbb{C}$ are called the *comultiplication numbers* of A . Similarly we can introduce the *multiplication numbers* by

$$\text{Diagram (Left)} = \sum_{\delta=1}^{N_{ij}^k} m_{i\alpha,j\beta}^{k\gamma;\delta} \text{Diagram (Right)} \quad (2.12)$$

As shown in [7] in the case $N_{ij}^k \in \{0, 1\}$ and $\dim \text{Hom}(U_k, A) \in \{0, 1\}$ the following relation between these two sets of numbers holds:

$$\Delta_k^{i,j} = \frac{1}{\dim(A)} \cdot \frac{m_{i,k}^j}{m_{i,i}^0} \cdot \frac{F_{j,0}^{(i\bar{i}k)k}}{F_{0,0}^{(i\bar{i}i)i}}. \quad (2.13)$$

Conformal boundary conditions for an RCFT are labelled by modules of the algebra A . We remind the reader the following two definitions (see e.g. [7]) we will be using later.

Definition 2.1. Let (A, m, η) be an algebra in a tensor category \mathcal{C} . A *left A -module* is a pair $N = (\dot{N}, \rho^N)$ where $\dot{N} \in \text{Obj}(\mathcal{C})$ and $\rho^N \in \text{Hom}(A \otimes \dot{N}, \dot{N})$ such that

$$\rho^N \circ (m \otimes \text{id}_{\dot{N}}) = \rho^N \circ (\text{id}_A \otimes \rho^N) \quad \text{and} \quad \rho^N \circ (\eta \otimes \text{id}_{\dot{N}}) = \text{id}_{\dot{N}}. \quad (2.14)$$

Pictorially:

$$(2.15)$$

Definition 2.2. Let (\dot{N}, ρ^N) and (\dot{M}, ρ^M) be left A -modules. An A -module *intertwiner* is a morphism $f \in \text{Hom}(\dot{N}, \dot{M})$ such that

$$f \circ \rho^N = \rho^M \circ (\text{id}_A \otimes f) . \quad (2.16)$$

Pictorially:

$$(2.17)$$

Given an algebra A in \mathcal{C} we can obtain the *category of left A -modules* \mathcal{C}_A whose objects are the A -modules and whose morphisms are the A -module intertwiners, i.e., elements of the subspaces

$$\text{Hom}_A(N, M) := \left\{ f \in \text{Hom}(\dot{N}, \dot{M}) \mid f \circ \rho^N = \rho^M \circ (\text{id}_A \otimes f) \right\} . \quad (2.18)$$

A simple object in \mathcal{C}_A is called a *simple A -module*. We will denote the representatives for the isomorphism classes of simple A -modules by M_a and the corresponding indexing set by \mathcal{J}_A . Some of the properties of \mathcal{C} are inherited by \mathcal{C}_A . For instance in our case \mathcal{C}_A is semisimple, see [5].

Recall that a *module category* \mathcal{M} over a tensor category \mathcal{C} is a category together with a bifunctor ² $\otimes : \mathcal{M} \times \mathcal{C} \rightarrow \mathcal{M}$ that obeys generalised unit and associativity constraints. More specifically, \mathcal{M} is equipped with a natural isomorphism with components

$$m_{M,U,V} : M \otimes (U \otimes V) \rightarrow (M \otimes U) \otimes V, \quad U, V \in \text{Obj}(\mathcal{C}), M \in \text{Obj}(\mathcal{M}) \quad (2.19)$$

satisfying the module pentagon identity (A.6).

The category \mathcal{C}_A is a module category over \mathcal{C} as for any $U \in \text{Obj}(\mathcal{C})$ and $M \in \text{Obj}(\mathcal{C}_A)$ the object $M \otimes U$ has a natural left A -module structure. In particular, choosing $M = A$ we obtain:

²The usual convention is to denote this functor by the same symbol as the tensor product bifunctor of \mathcal{C} .

Definition 2.3. Let $U \in \text{Obj}(\mathcal{C})$ and A an algebra in \mathcal{C} . The *induced left module* $\text{Ind}_A(U)$ is the left A -module whose underlying object is $A \otimes U$ and whose representation morphism is $m \otimes \text{id}_U$, that is

$$\text{Ind}_A(U) := (A \otimes U, m \otimes \text{id}_U) . \quad (2.20)$$

Since $M \otimes U_i$ is a left A -module and thus labels a conformal boundary condition, we can define boundary fields as follows. *Boundary fields* which join a segment of boundary labelled by M to a segment labelled by N and that transform in the representation U_i of \mathfrak{V} are elements of $\text{Hom}_A(M \otimes U_i, N)$.

For computational purposes, it is useful to express the representation map ρ^M introduced in (2.1) with respect to a basis. To that end, for any given module (\dot{M}, ρ^M) we choose bases $b_{i,\alpha}^M$ for $\text{Hom}(U_i, \dot{M})$ and dual bases $b_M^{j,\beta}$ for $\text{Hom}(\dot{M}, U_j)$ depicted as

$$b_{i,\alpha}^M =: \begin{array}{c} \dot{M} \\ | \\ \triangleup_{\alpha} \\ | \\ U_i \end{array} \quad b_M^{j,\beta} =: \begin{array}{c} U_j \\ | \\ \triangledown_{\beta} \\ | \\ \dot{M} \end{array} \quad (2.21)$$

These morphisms are normalised so that

$$b_M^{j,\beta} \circ b_{i,\alpha}^M = \delta_{i,j} \delta_{\alpha,\beta} \text{id}_{U_i} \quad (2.22)$$

and satisfy the completeness condition

$$\sum_{i,\alpha} b_{i,\alpha}^M \circ b_M^{i,\alpha} = \text{id}_M . \quad (2.23)$$

Using these bases we have the decomposition

$$\begin{array}{c} U_j \\ | \\ \triangledown_{\gamma} \\ / \quad | \\ U_a \quad \dot{M} \\ | \quad | \\ \triangleup_{\alpha} \quad \triangleup_{\beta} \\ U_i \end{array} = \sum_{\delta=1}^{N_{ai}^j} \rho_{(a\alpha)(i\beta)}^M(j\gamma);\delta \begin{array}{c} U_j \\ | \\ \circ_{\delta} \\ / \quad | \\ U_a \quad U_i \end{array} \quad (2.24)$$

where $\rho_{(a\alpha)(i\beta)}^M(j\gamma);\delta \in \mathbb{C}$ are the *representation numbers* of M . Similarly we can define representation numbers in the case where we have a right module over A .

2.3 Bimodules over Frobenius algebras and their fusion

In this subsection we consider topological interfaces between two RCFTs sharing the same chiral symmetry algebra described by \mathcal{C} . In the TFT approach such interfaces are described by A - B -bimodules where the RCFTs on each side of the interface are the ones obtained from the Frobenius algebras A and B respectively [7, 16].

Definition 2.4. (i) Let A, B be algebra objects in a tensor category \mathcal{C} . An A - B -bimodule M is a triple $(\dot{M}, \rho^M, \tilde{\rho}^M)$ where $\dot{M} \in \text{Obj}(\mathcal{C})$, $\rho^M \in \text{Hom}(A \otimes \dot{M}, \dot{M})$ and $\tilde{\rho}^M \in \text{Hom}(\dot{M} \otimes B, \dot{M})$ such that (\dot{M}, ρ^M) is a left A -module, $(\dot{M}, \tilde{\rho}^M)$ is a right B -module and two actions commute:

$$\rho^M \circ (\text{id}_A \otimes \tilde{\rho}^M) = \tilde{\rho}^M \circ (\rho^M \otimes \text{id}_B). \quad (2.25)$$

(ii) Given two A - B -bimodules X, Y , the space of *bimodule intertwiners* is defined as the subspace

$$\text{Hom}_{A|B}(X, Y) := \{f \in \text{Hom}(\dot{X}, \dot{Y}) \mid f \circ \rho^X = \rho^Y \circ (\text{id}_A \otimes f), f \circ \tilde{\rho}_X = \tilde{\rho}^Y \circ (f \otimes \text{id}_B)\}. \quad (2.26)$$

Thus, we obtain the category ${}_A\mathcal{C}_B$ whose objects are A - B -bimodules and whose morphisms are A - B -bimodule intertwiners. Certain properties of \mathcal{C} are inherited by ${}_A\mathcal{C}_B$. For example, if \mathcal{C} has a finite number of isomorphism classes of simple objects, then so has ${}_A\mathcal{C}_B$. In the following, we shall choose particular representatives of the isomorphism classes of simple A - B -bimodules denoted $\{X_x\}$ for x in an indexing set \mathcal{K}_{AB} . An object $X \in \text{Obj}({}_A\mathcal{C}_B)$ will be represented graphically as

$$\begin{array}{ccc} \boxed{A} & & \boxed{B} \\ & \uparrow & \\ & X & \end{array} \quad (2.27)$$

While we will only work with the bimodules in ${}_A\mathcal{C}_B$ with the arrow directed upwards, the opposite arrow represents the dual objects in ${}_B\mathcal{C}_A$.

Unlike \mathcal{C}_A , ${}_A\mathcal{C}_A$ has a structure of a tensor category. To see this, consider two simple defects running parallel to each other. In the limit of vanishing distance they fuse to a single defect. Thus emerges the notion of a fusion algebra of defects [39]. In the TFT framework this fusion corresponds to the tensor product of bimodules over an algebra. Before we formally define this we need to introduce the tensor product of a right A -module M and a left A -module N .

Definition 2.5. Let (\dot{M}, ρ^M) be a right A -module and (\dot{N}, ρ^N) a left A -module where A is a Frobenius algebra in a modular tensor category \mathcal{C} . The *tensor product over A* denoted $M \otimes_A N$ is the object

$$M \otimes_A N := \text{Coker} [(\rho^M \otimes \text{id}_N) - (\text{id}_M \otimes \rho^N)]. \quad (2.28)$$

The corresponding idempotent $P_{M,N} \in \text{End}(M \otimes N)$ with $\text{Im}(P_{M,N}) = M \otimes_A N$ is found

to be ³

$$P_{M,N} = \begin{array}{c} M \qquad N \\ | \qquad | \\ \text{---} \text{---} \text{---} \text{---} \\ | \qquad | \\ M \qquad N \end{array} \quad (2.29)$$

The tensor product $M \otimes_A N$ is not in general an A -module. Interesting situations occur when the initial objects have bimodule structures. More specifically, consider an A - B -bimodule X and a B - C -bimodule Y where A, B and C are Frobenius algebras in \mathcal{C} . Then $X \otimes_B Y$ is an A - C -bimodule. Also, noticing that $X \otimes Y$ is an A - C -bimodule one can show that $P_{X,Y}$ is a bimodule intertwiner $P_{X,Y} \in \text{Hom}_{A|C}(X \otimes Y, X \otimes Y)$. Since \mathcal{C} is abelian, there exists an object $\text{Im}(P_{X,Y})$ in ${}_A\mathcal{C}_C$, a monomorphism $e_{X,Y} \in \text{Hom}_{A|C}(\text{Im}(P_{X,Y}), X \otimes Y)$ and an epimorphism $r_{X,Y} \in \text{Hom}_{A|C}(X \otimes Y, \text{Im}(P_{X,Y}))$ such that

$$P_{X,Y} = e_{X,Y} \circ r_{X,Y}. \quad (2.30)$$

Then we define

$$X \otimes_B Y := \text{Im}(P_{X,Y}). \quad (2.31)$$

Furthermore, defining the action on morphisms $f \in \text{Hom}_{A|B}(X, X')$ and $g \in \text{Hom}_{B|C}(Y, Y')$ as

$$f \otimes_B g := r_{X',Y'} \circ (f \otimes g) \circ e_{X,Y} \quad (2.32)$$

we obtain a bifunctor $\otimes_B : \mathcal{C}_{A|B} \times \mathcal{C}_{B|C} \rightarrow \mathcal{C}_{A|C}$.

We still have to find an appropriate associator for ${}_A\mathcal{C}_A$ to define a tensor category structure. It will prove useful to start from the most general tensor structure that can appear between three bimodules. Let $X \in \text{Obj}({}_A\mathcal{C}_B)$, $Y \in \text{Obj}({}_B\mathcal{C}_C)$, $Z \in \text{Obj}({}_C\mathcal{C}_D)$. We define the associator maps

$$\check{\alpha}_{X,Y,Z} : X \otimes_B (Y \otimes_C Z) \rightarrow (X \otimes_B Y) \otimes_C Z \quad (2.33)$$

by

$$\check{\alpha}_{X,Y,Z} = r_{X \otimes_B Y, Z} \circ (r_{X,Y} \otimes \text{id}_Z) \circ (\text{id}_X \otimes e_{Y,Z}) \circ e_{X, Y \otimes_C Z}. \quad (2.34)$$

Specialising to the case $A = B = C = D$ we introduce the associator

$$\check{\alpha}_{X,Y,Z} : X \otimes_A (Y \otimes_A Z) \rightarrow (X \otimes_A Y) \otimes_A Z \quad (2.35)$$

of ${}_A\mathcal{C}_A$ defined by

$$\check{\alpha}_{X,Y,Z} = r_{X \otimes_A Y, Z} \circ (r_{X,Y} \otimes \text{id}_Z) \circ (\text{id}_X \otimes e_{Y,Z}) \circ e_{X, Y \otimes_A Z}. \quad (2.36)$$

³Note that in the following, in order to lighten the notation in diagrams we will often identify the module with its underlying object $M \equiv \dot{M}$.

It is shown in appendix A.1 that this associator satisfies the pentagon identity turning ${}_A\mathcal{C}_A$ into a tensor category.

Similarly to the fusion of two interfaces described above, we can define a fusion of an interface and a conformal boundary condition. Consider an A - B -interface described by a A - B -bimodule X running close to a B -boundary described by a left B -module M . The result of the fusion is the object $X \otimes_B M$ defined in (2.28) which has a left A -module structure and thus represents a new boundary condition.

2.4 Junctions

In this subsection we introduce various types of junctions between interfaces and boundaries. Such junctions appear in a network of topological interfaces and conformal boundary conditions and have been studied in [16, 18, 30].

The first type of junctions we consider joins three topological interfaces. At this point we choose the conventions of [16] so that the morphisms in the diagrams which involve interfaces flow from top to bottom. Then the junctions labelled by morphisms $\alpha \in \text{Hom}_{A|B}(X', X)$ and $\beta \in \text{Hom}_{A|C}(Z, X \otimes_B Y)$ are represented graphically as

$$\begin{array}{ccc}
 \begin{array}{c} \boxed{A} \quad \boxed{B} \\ | \quad | \\ \uparrow X' \\ \bullet \alpha \\ \downarrow \\ \uparrow X \end{array} & \text{and} & \begin{array}{c} \boxed{A} \quad \boxed{C} \\ | \quad | \\ \uparrow Z \\ \bullet \beta \\ \swarrow \downarrow \\ X \quad \boxed{B} \quad Y \end{array} \\
 \end{array} \tag{2.37}$$

For calculations we introduce bases in morphism spaces:

$$\Lambda_{(x,y)z}^\alpha \in \text{Hom}_{A|C}(X_x \otimes_B X_y, X_z) \quad \text{and} \quad \bar{\Lambda}_{(x,y)z}^\alpha \in \text{Hom}_{A|C}(X_z, X_x \otimes_B X_y) \tag{2.38}$$

where $\alpha = 1, \dots, \dim \text{Hom}_{A|C}(X_x \otimes_B X_y, X_z)$ and $x \in \mathcal{K}_{AB}$, $y \in \mathcal{K}_{BC}$, $z \in \mathcal{K}_{AC}$. We fix their normalisation by

$$\Lambda_{(x,y)z}^\alpha \circ \bar{\Lambda}_{(x,y)w}^\beta = \delta_{z,w} \delta_{\alpha,\beta} \text{id}_{X_z} \tag{2.39}$$

or in graphical notation

$$\begin{array}{ccc}
 \begin{array}{c} X_w \\ | \\ \bullet \beta \\ \circlearrowleft \\ \bullet \alpha \\ | \\ X_z \end{array} & = & \delta_{z,w} \delta_{\alpha,\beta} \\
 \begin{array}{c} X_x \quad X_y \\ \circlearrowleft \\ X_z \end{array} & & \begin{array}{c} X_z \\ | \\ \uparrow \\ X_z \end{array} \\
 \end{array} \tag{2.40}$$

Let us note that the basis morphisms (2.38) satisfy a completeness relation analogous to (2.5):

$$\begin{array}{c} X_x \\ \uparrow \\ X_x \end{array} \quad \begin{array}{c} X_y \\ \uparrow \\ X_y \end{array} = \sum_{z \in \mathcal{K}_{AC}} \sum_{\gamma} \begin{array}{c} X_x \quad X_y \\ \searrow \quad \swarrow \\ \text{---} \gamma \text{---} \\ \swarrow \quad \searrow \\ X_z \\ \uparrow \\ \text{---} \gamma \text{---} \\ \swarrow \quad \searrow \\ X_x \quad X_y \end{array} \quad (2.41)$$

due to the semisimplicity of the category ${}_A\mathcal{C}_C$ as established in [16].

The hom-spaces introduced in (2.38) can be described as subspaces of larger hom-spaces – the ones defined using the tensor product in \mathcal{C} . Namely, the following two isomorphisms can be defined

$$\begin{aligned} \phi_{X,Y}^Z &: \text{Hom}_{A|C}^{(P_{X,Y})}(X \otimes Y, Z) \xrightarrow{\cong} \text{Hom}_{A|C}(X \otimes_B Y, Z) \quad \text{and} \\ \bar{\phi}_{X,Y}^Z &: \text{Hom}_{A|C}^{(P_{X,Y})}(Z, X \otimes Y) \xrightarrow{\cong} \text{Hom}_{A|C}(Z, X \otimes_B Y) \end{aligned} \quad (2.42)$$

where

$$\begin{aligned} \text{Hom}_{A|C}^{(P_{X,Y})}(X \otimes Y, Z) &:= \{f \in \text{Hom}_{A|C}(X \otimes Y, Z) \mid f \circ P_{X,Y} = f\}, \\ \text{Hom}_{A|C}^{(P_{X,Y})}(Z, X \otimes Y) &:= \{g \in \text{Hom}_{A|C}(Z, X \otimes Y) \mid P_{X,Y} \circ g = g\} \end{aligned} \quad (2.43)$$

and the isomorphisms in (2.42) act as

$$\phi_{X,Y}^Z(f) = f \circ e_{X,Y}, \quad \bar{\phi}_{X,Y}^Z(g) = r_{X,Y} \circ g. \quad (2.44)$$

The images of the bases (2.38) under the isomorphisms (2.42) are

$$\tilde{\Lambda}_{(x,y)z}^\alpha \in \text{Hom}_{A|C}^{(P_{X_x, X_y})}(X_x \otimes X_y, X_z) \quad \text{and} \quad \bar{\tilde{\Lambda}}_{(x,y)z}^\alpha \in \text{Hom}_{A|C}^{(P_{X_x, X_y})}(X_z, X_x \otimes X_y) \quad (2.45)$$

defined by

$$\tilde{\Lambda}_{(x,y)z}^\alpha = \Lambda_{(x,y)z}^\alpha \circ r_{X_x, X_y} \quad \text{and} \quad \bar{\tilde{\Lambda}}_{(x,y)z}^\alpha = e_{X_x, X_y} \circ \bar{\Lambda}_{(x,y)z}^\alpha. \quad (2.46)$$

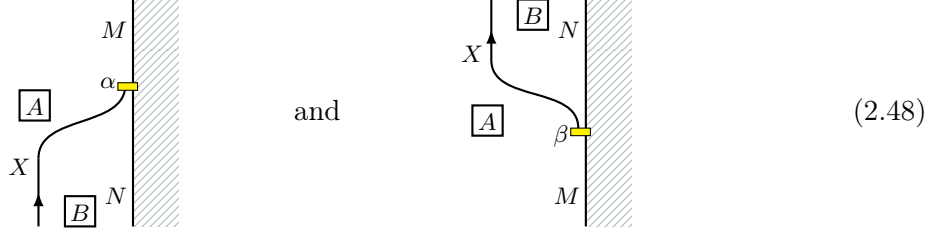
The inverse formula reads

$$\Lambda_{(x,y)z}^\alpha = \tilde{\Lambda}_{(x,y)z}^\alpha \circ e_{X_x, X_y} \quad \text{and} \quad \bar{\Lambda}_{(x,y)z}^\alpha = r_{X_x, X_y} \circ \bar{\tilde{\Lambda}}_{(x,y)z}^\alpha. \quad (2.47)$$

On the diagrams we will depict the $\tilde{\Lambda}$ morphisms and their duals as hollow circles.

Next we consider junctions of topological interfaces with conformal boundaries where an A - B -interface X can start or end on the boundary [16], which we call *open defects*. These

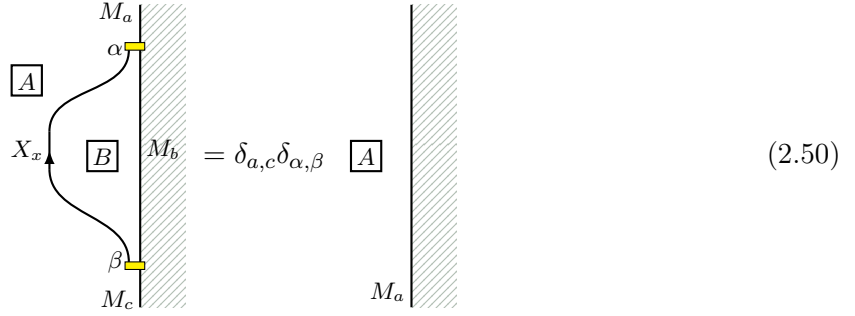
will correspond respectively to morphisms $\alpha \in \text{Hom}_A(M, X \otimes_B N)$ and $\beta \in \text{Hom}_A(X \otimes_B N, M)$ where M is an A -module while N is a B -module. Graphically



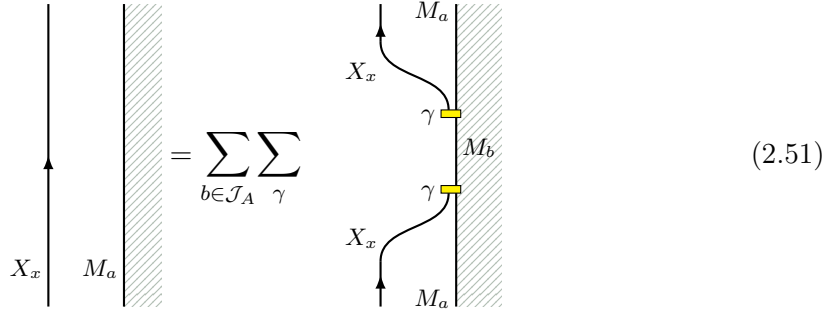
We choose bases for these junction spaces

$$\Omega_{(x,a)b}^\beta \in \text{Hom}_A(X_x \otimes_B M_a, M_b) \quad \text{and} \quad \bar{\Omega}_{(x,a)b}^\alpha \in \text{Hom}_A(M_b, X_x \otimes_B M_a) \quad (2.49)$$

where X_x, M_a, M_b are a simple bimodule and two simple modules respectively. The basis elements satisfy the normalisation condition



The basis morphisms Ω also satisfy the following completeness relation due to the semisimplicity of the category \mathcal{C}_A [5]:



Similarly to the morphisms $\tilde{\Lambda}$ introduced above we introduce morphisms $\tilde{\Omega}$ using the isomorphism (2.42). In more detail, consider an isomorphism

$$\text{Hom}_{A|1}(X_x \otimes_B M_b, M_c) \cong \text{Hom}_{A|1(P_{X_x, M_b})}(X_x \otimes M_b, M_c) \quad (2.52)$$

given by

$$\phi_{x,b}^c : \text{Hom}_{A|1(P_{X_x, M_b})}(X_x \otimes M_b, M_c) \rightarrow \text{Hom}_{A|1}(X_x \otimes_B M_b, M_c) \quad (2.53)$$

as defined in (2.44). Here we have used $\mathbf{1}$ which is the tensor unit of \mathcal{C} thought of as the trivial algebra. This isomorphism introduces a basis in the hom-space on the left of (2.53):

$$\tilde{\Omega}_{(x,b)c}^\alpha = \Omega_{(x,b)c}^\alpha \circ r_{x,b} \quad (2.54)$$

and similarly the dual basis $\tilde{\bar{\Omega}}_{(x,b)c}^\alpha$. On the diagrams we will depict the morphisms $\tilde{\Omega}$ and their duals as hollow rectangles.

The final type of junction that we consider in this paper is a boundary field. As mentioned earlier, these morphisms in general are elements of $\text{Hom}_A(M \otimes U, N)$, where M, N are left A -modules and $U \in \text{Obj}(\mathcal{C})$. We introduce the bases

$$\Psi_{(a,i)b}^\alpha \in \text{Hom}_A(M_a \otimes U_i, M_b) \quad \text{and} \quad \bar{\Psi}_{(a,i)b}^\alpha \in \text{Hom}_A(M_b, M_a \otimes U_i) \quad (2.55)$$

where all the objects involved are simple. We represent these bases of boundary fields by black blobs on the boundary, as on the following picture

$$\Psi_{(a,i)b}^\alpha = \boxed{A} \quad \begin{array}{c} \text{---} \\ | \\ M_a \\ | \\ \bullet \Psi_i^\alpha \\ | \\ M_b \\ | \\ \text{---} \end{array} \quad (2.56)$$

We further choose the normalisation condition

$$\Psi_{(a,i)b}^\alpha \circ \bar{\Psi}_{(a,i)c}^\beta = \delta_{b,c} \delta_{\alpha,\beta} \text{id}_{M_b} \quad (2.57)$$

that graphically looks like

$$\boxed{A} \quad \begin{array}{c} \text{---} \\ | \\ M_c \\ | \\ \bullet \bar{\Psi}_i^\beta \\ | \\ M_a \\ | \\ \bullet \Psi_i^\alpha \\ | \\ M_b \\ | \\ \text{---} \end{array} = \delta_{b,c} \delta_{\alpha,\beta} \quad \begin{array}{c} \text{---} \\ | \\ M_b \\ | \\ \text{---} \end{array} \quad \boxed{A} \quad (2.58)$$

The basis morphisms Ψ satisfy the following completeness relation due to the semisimplicity of \mathcal{C}_A :

$$\text{id}_{M_a \otimes U_i} = \sum_{b \in \mathcal{J}_A} \sum_{\gamma} \bar{\Psi}_{(a,i)b}^\gamma \circ \Psi_{(a,i)b}^\gamma \quad (2.59)$$

2.5 Fusing matrices

In this section we will introduce various fusing matrices related to the tensor structures introduced in the previous sections.

2.5.1 Fusing matrix of \mathcal{C}

Recall that we assume \mathcal{C} to be a strict category with trivial associator morphisms. The fusing matrices of \mathcal{C} arise from two different representations of $\text{Hom}(U_i \otimes U_j \otimes U_k, U_l)$: as

$$\bigoplus_q \text{Hom}(U_i \otimes U_j, U_q) \otimes \text{Hom}(U_q \otimes U_k, U_l)$$

and as

$$\bigoplus_p \text{Hom}(U_j \otimes U_k, U_p) \otimes \text{Hom}(U_i \otimes U_p, U_l).$$

Each representation plus the choice of basis (2.2) gives $\text{Hom}(U_i \otimes U_j \otimes U_k, U_l)$ a distinguished basis. The matrices that perform the transformation between the two bases are the fusion matrices of \mathcal{C} . Their entries are defined by

$$\begin{array}{c}
 U_l \\
 | \\
 \alpha \\
 \swarrow \quad \searrow \\
 U_i \quad U_j \quad U_k
 \end{array}
 \quad
 \begin{array}{c}
 U_l \\
 | \\
 \delta \\
 \swarrow \quad \searrow \\
 U_i \quad U_j \quad U_k
 \end{array}
 = \sum_{q \in \mathcal{I}} \sum_{\gamma, \delta} F_{\alpha p \beta, \gamma q \delta}^{(i j k) l}
 \quad (2.60)$$

The same matrix appears in an analogous relation involving dual morphisms

$$\begin{array}{c}
 U_i \quad U_j \quad U_k \\
 \swarrow \quad \searrow \\
 \gamma \\
 \swarrow \quad \searrow \\
 U_q \quad \delta \\
 | \\
 U_l
 \end{array}
 = \sum_{p \in \mathcal{I}} \sum_{\alpha, \beta} F_{\alpha p \beta, \gamma q \delta}^{(i j k) l}
 \begin{array}{c}
 U_i \quad U_j \quad U_k \\
 \swarrow \quad \searrow \\
 \alpha \\
 \swarrow \quad \searrow \\
 U_i \quad U_j \quad U_k
 \end{array}
 \quad (2.61)$$

The inverse of F is defined as

$$\begin{array}{c}
 U_l \\
 | \\
 \beta \\
 \swarrow \quad \searrow \\
 U_i \quad U_j \quad U_k
 \end{array}
 = \sum_{q, \gamma, \delta} G_{\alpha p \beta, \gamma q \delta}^{(i j k) l}
 \begin{array}{c}
 U_l \\
 | \\
 \gamma \\
 \swarrow \quad \searrow \\
 U_i \quad U_j \quad U_k
 \end{array}
 \quad (2.62)$$

2.5.2 Fusing matrix Y for bimodules

Next we define fusing matrices for the case when all the objects involved are bimodules. More specifically, consider equation (2.60) with all simple objects U_i of \mathcal{C} replaced with

simple objects X_x of bimodule categories. Taking into account the construction of the fusion of bimodules, the most general definition includes three initial simple bimodules: $X_x \in \text{Obj}({}_A\mathcal{C}_B)$, $X_y \in \text{Obj}({}_B\mathcal{C}_C)$, $X_z \in \text{Obj}({}_C\mathcal{C}_D)$ while the simple bimodule at the top of the diagram must be $X_w \in \text{Obj}({}_A\mathcal{C}_D)$. The final ingredient needed for the resulting equation to make sense is the associator

$$\check{\alpha}_{x,y,z} : X_x \otimes_B (X_y \otimes_C X_z) \rightarrow (X_x \otimes_B X_y) \otimes_C X_z \quad (2.63)$$

already introduced in (2.34). In the general case of distinct algebras A, B, C, D it is defined as

$$\check{\alpha}_{x,y,z} = r_{X_x \otimes_B X_y, X_z} \circ (r_{X_x, X_y} \otimes \text{id}_{X_z}) \circ (\text{id}_{X_x} \otimes e_{X_y, X_z}) \circ e_{X_x, X_y \otimes_C X_z}. \quad (2.64)$$

We can now obtain a matrix Y that furnishes the vector space isomorphism

$$\text{Hom}_{A|D}(X_x \otimes_B (X_y \otimes_C X_z), X_w) \cong \text{Hom}_{A|D}((X_x \otimes_B X_y) \otimes_C X_z, X_w) \quad (2.65)$$

induced by the associator (2.64). The entries of this matrix are defined by the equation

$$\begin{array}{c} \begin{array}{c} X_w \\ \uparrow \\ \alpha \\ \swarrow \quad \searrow \\ X_u \quad \beta \\ \swarrow \quad \searrow \quad \swarrow \quad \searrow \\ X_x \quad X_y \quad X_z \end{array} \\ = \sum_{v \in \mathcal{K}_{AC}} \sum_{\gamma, \delta} Y_{\alpha u \beta, \gamma v \delta}^{(x y z) w} \\ \begin{array}{c} X_w \\ \uparrow \\ \delta \\ \swarrow \quad \searrow \\ X_v \quad \gamma \\ \swarrow \quad \searrow \quad \swarrow \quad \searrow \\ X_x \quad X_y \quad X_z \\ \text{--- } \check{\alpha}_{x,y,z} \text{ ---} \end{array} \end{array} \quad (2.66)$$

or in algebraic form

$$\Lambda_{(x,u)w}^\alpha \circ (\text{id}_{X_x} \otimes_B \Lambda_{(y,z)u}^\beta) = \sum_{v \in \mathcal{K}_{AC}} \sum_{\gamma, \delta} Y_{\alpha u \beta, \gamma v \delta}^{(x y z) w} \Lambda_{(v,z)w}^\delta \circ (\Lambda_{(x,y)v}^\gamma \otimes_C \text{id}_{X_z}) \circ \check{\alpha}_{x,y,z}. \quad (2.67)$$

Notice that (2.66) uses the convention of the diagrams flowing from bottom to top. Furthermore, to simplify notation in some places we will just write the labels x, y, z instead of the corresponding bimodules X_x, X_y, X_z . To obtain a simpler expression for the matrix Y we compose (2.66) with the epimorphism $r_{x,y \otimes_C z} \circ (\text{id}_x \otimes r_{y,z})$ which leads to the equivalent

equation

$$= \sum_{v \in \mathcal{K}_{AC}} \sum_{\gamma, \delta} Y_{\alpha u \beta, \gamma v \delta}^{(x y z) w} \quad (2.68)$$

Using (2.32) in the top part of (2.68) as well as the explicit form of $\check{a}_{x,y,z}$ leads to the following equation

$$= \sum_{v \in \mathcal{K}_{AC}} \sum_{\gamma, \delta} Y_{\alpha u \beta, \gamma v \delta}^{(x y z) w} \quad (2.69)$$

where the junctions indicated by hollow black blobs represent morphisms of the form $\tilde{\Lambda}$ as in the first equation in (2.45). For the left-hand side we notice that the morphisms in the top part satisfy

$$\tilde{\Lambda}_{(x,u)w}^\alpha \circ (\text{id}_x \otimes \tilde{\Lambda}_{(y,z)u}^\beta) \in \text{Hom}_{A|D(P_{X_x, X_y \otimes X_z})}((X_x \otimes (X_y \otimes X_z), X_w)) \quad (2.70)$$

while for the right-hand side we see that

$$\tilde{\Lambda}_{(v,z)w}^\delta \circ (\tilde{\Lambda}_{(x,y)v}^\gamma \otimes \text{id}_z) \in \text{Hom}_{A|D(P_{X_x \otimes X_y, X_z})}(((X_x \otimes X_y) \otimes X_z), X_w). \quad (2.71)$$

Using the definition (2.43) of these spaces we find that the projection morphisms can

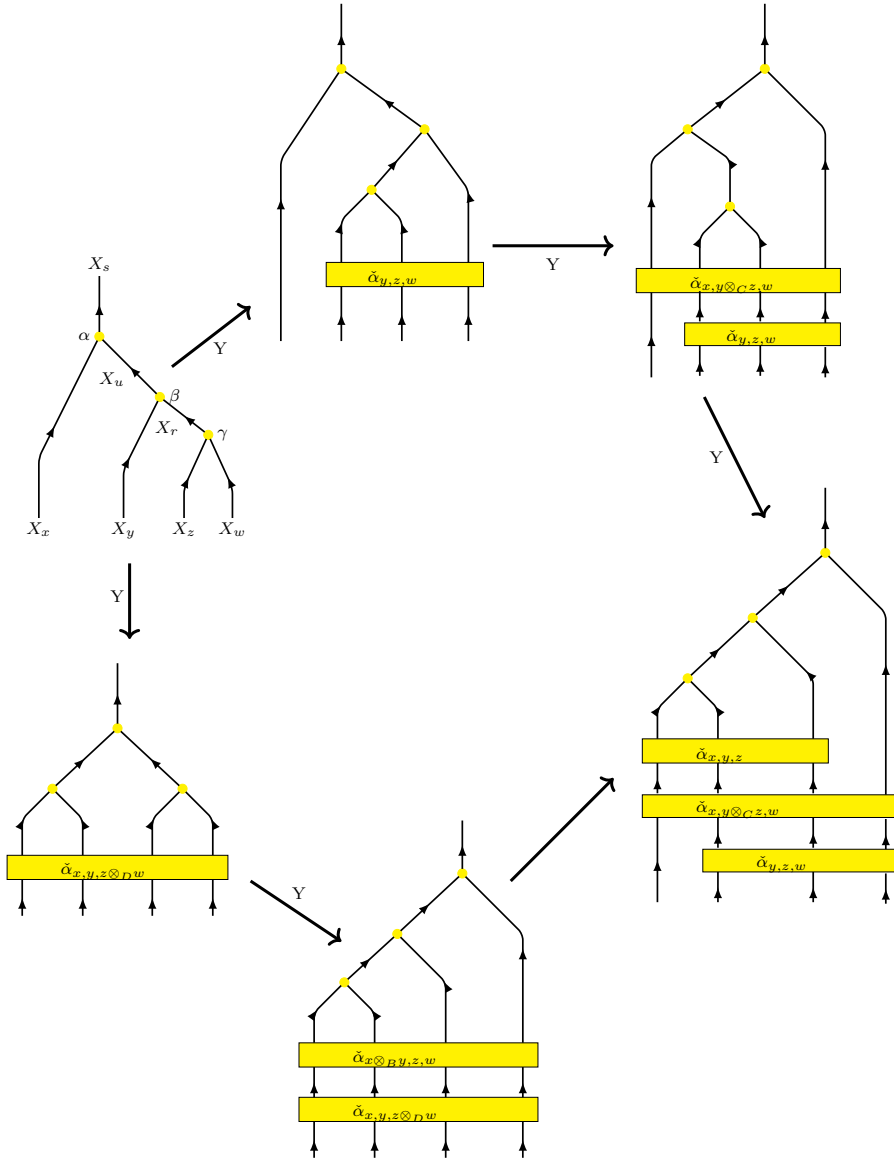


Figure 6. Pentagon identity for the Y-matrices.

be removed yielding an equation in which all tensor products are those of the objects in \mathcal{C} :

$$\begin{array}{c}
 X_w \\
 \downarrow \\
 \alpha \\
 \swarrow \quad \searrow \\
 X_x \quad X_u \quad \beta \\
 \swarrow \quad \searrow \\
 X_x \quad X_y \quad X_z
 \end{array}
 = \sum_{v \in \mathcal{K}_{AC}} \sum_{\gamma, \delta} Y_{\alpha u \beta, \gamma v \delta}^{(x y z) w}
 \begin{array}{c}
 X_w \\
 \downarrow \\
 \delta \\
 \swarrow \quad \searrow \\
 X_v \quad \gamma \\
 \swarrow \quad \searrow \\
 X_x \quad X_y \quad X_z
 \end{array}
 \quad (2.72)$$

The last equation is equivalent to the definition (2.66) of the Y but it is in a form more suitable for calculations which we will later use to construct an explicit expression for Y .

The associator (2.64) obeys the pentagon identity

$$\check{\alpha}_{x \otimes_B y, z, w} \circ \check{\alpha}_{x, y, z \otimes_D w} = (\check{\alpha}_{x, y, z} \otimes_D \text{id}_w) \circ \check{\alpha}_{x, y \otimes_C z, w} \circ (\text{id}_x \otimes_B \check{\alpha}_{y, z, w}) \quad (2.73)$$

which is a generalised version of (A.7). Using this pentagon identity as well as the definition of the Y -matrices (2.66) we obtain a new pentagon identity that the Y -matrices must obey. Graphically the sequence of moves for the new pentagon is represented on figure 6. On that figure between the bottom graph and the one to its right we have used the pentagon equation for the associator $\check{\alpha}$ (2.73). Demanding that these two ways lead to the same result gives the following pentagon identity for the Y -matrices

$$\sum_q \sum_{\delta, \varepsilon, \sigma} Y_{\beta r \gamma, \delta q \varepsilon}^{(y z w) u} Y_{\alpha u \varepsilon, \sigma v \tau}^{(x q w) s} Y_{\sigma q \delta, \theta p \lambda}^{(x y z) v} = \sum_{\eta} Y_{\alpha u \beta, \theta p \eta}^{(x y r) s} Y_{\eta r \gamma, \lambda v \tau}^{(p z w) s}. \quad (2.74)$$

2.5.3 Fusing matrix T for open defects

Next, we would like to define the fusing matrix for open topological interfaces. To this end we consider the associator $\tilde{\alpha} : {}_A \mathcal{C}_B \times {}_B \mathcal{C}_C \times \mathcal{C}_C \rightarrow {}_A \mathcal{C}_B \times {}_B \mathcal{C}_C \times \mathcal{C}_C$ with components

$$\begin{aligned} \tilde{\alpha}_{X, Y, M} &: X \otimes_B (Y \otimes_C M) \rightarrow (X \otimes_B Y) \otimes_C M, \\ \tilde{\alpha}_{X, Y, M} &= r_{X \otimes_B Y, M} \circ (r_{X, Y} \otimes \text{id}_M) \circ (\text{id}_X \otimes e_{Y, M}) \circ e_{X, Y \otimes_C M}. \end{aligned} \quad (2.75)$$

This associator is required to obey a certain mixed pentagon identity the proof of which is presented in appendix A.2. Notice that for the case $A = B = C$ this associator is exactly the module associativity constraint for the left module category \mathcal{C}_A over the tensor category ${}_A \mathcal{C}_A$ (see A.2 for the definition).

Taking X, Y and M to be simple objects in their corresponding categories as well as fixing the bases for the relevant junction spaces we obtain the matrix T that furnishes the vector space isomorphism

$$\text{Hom}_A(X_x \otimes_B (X_y \otimes_C M_a), M_c) \cong \text{Hom}_A((X_x \otimes_B X_y) \otimes_C M_a, M_c) \quad (2.76)$$

induced by the associator (2.75). The entries of this matrix are defined by

$$\begin{aligned} & \begin{array}{c} \text{Diagram 1: } X_x \text{ and } X_y \text{ lines meet at junction } \beta \text{ (yellow box) on interface } M_a. \text{ } X_x \text{ continues down to junction } \alpha \text{ (yellow box) on interface } M_c. \text{ } X_y \text{ continues down to junction } \alpha. \text{ } M_b \text{ is the interface between } M_a \text{ and } M_c. \end{array} \\ &= \sum_{v \in \mathcal{K}_{AC}} \sum_{\gamma=1}^{\tilde{N}_{yx}{}^v} \sum_{\delta=1}^{B_{va}{}^c} T_{\alpha b \beta, \gamma v \delta}^{(x y a) c} \\ & \begin{array}{c} \text{Diagram 2: } X_x \text{ and } X_y \text{ lines meet at junction } \gamma \text{ (yellow box) on interface } M_a. \text{ } X_x \text{ continues down to junction } \delta \text{ (yellow box) on interface } M_c. \text{ } X_y \text{ continues down to junction } \delta. \text{ } M_b \text{ is the interface between } M_a \text{ and } M_c. \text{ } \tilde{\alpha}_{x, y, a} \text{ is a yellow box on interface } M_a. \end{array} \end{aligned} \quad (2.77)$$

where $\tilde{N}_{xy}{}^u := \dim \text{Hom}_{A|C}(X_x \otimes_B X_y, X_u)$ and $B_{va}{}^c := \dim \text{Hom}_A(X_v \otimes_C M_a, M_c)$. To avoid cluttering the morphism graphs we will sometimes omit the algebra labels A, B, C, \dots when they are clear from the context.

To clarify the notation used in (2.77) we also rewrite this equation using the first graphical convention where the diagrams flow from bottom to top

$$\begin{array}{c}
 M_c \\
 | \\
 \alpha \blacksquare \\
 / \quad \backslash \\
 M_b \quad \beta \blacksquare \\
 / \quad \backslash \quad / \quad \backslash \\
 X_x \quad X_y \quad M_a
 \end{array}
 = \sum_{v \in \mathcal{K}_{AC}} \sum_{\gamma=1}^{\check{N}_{yx}{}^v} \sum_{\delta=1}^{B_{va}{}^c} T_{\alpha\beta, \gamma v \delta}^{(xya)c}
 \begin{array}{c}
 M_c \\
 | \\
 X_v \quad \delta \blacksquare \\
 / \quad \backslash \\
 \gamma \circ \quad \quad \quad \\
 / \quad \backslash \quad / \quad \backslash \\
 X_x \quad X_y \quad M_a \\
 \hline
 \tilde{\alpha}_{x,y,a}
 \end{array}
 \quad (2.78)$$

To obtain a simpler expression in which the associator is absent and the tensor products are those in \mathcal{C} we proceed exactly as we did in subsection 2.5.2. We note that the only difference between (2.66) and (2.78) is that X_z is a bimodule while M_a is a module. However, the fact that X_z has a right-module structure was never used in the derivation of the equivalent definition (2.72). Therefore, we arrive at

$$\begin{array}{c}
 M_c \\
 | \\
 \alpha \square \\
 / \quad \backslash \\
 M_b \quad \beta \square \\
 / \quad \backslash \quad / \quad \backslash \\
 X_x \quad X_y \quad M_a
 \end{array}
 = \sum_{v \in \mathcal{K}_{AC}} \sum_{\gamma=1}^{\check{N}_{yx}{}^v} \sum_{\delta=1}^{B_{va}{}^c} T_{\alpha\beta, \gamma v \delta}^{(xya)c}
 \begin{array}{c}
 M_c \\
 | \\
 X_v \quad \delta \square \\
 / \quad \backslash \\
 \gamma \circ \quad \quad \quad \\
 / \quad \backslash \quad / \quad \backslash \\
 X_x \quad X_y \quad M_a
 \end{array}
 \quad (2.79)$$

where the junctions indicated by hollow black squares represent morphisms $\tilde{\Omega}$ defined in (2.54).

The fusing matrix T satisfies a mixed pentagon identity which can be derived either by starting with (2.78) and using the pentagon identity for $\tilde{\alpha}$ or by starting with the equivalent definition (2.79). Proceeding either way we obtain the following mixed pentagon identity for the T -matrices

$$\sum_v \sum_{\varepsilon, \zeta, \xi} T_{\beta\beta\alpha, \varepsilon v \zeta}^{(yza)c} T_{\gamma c \zeta, \xi w \nu}^{(xva)d} Y_{\xi v \varepsilon, \rho u \mu}^{(xyz)w} = \sum_{\sigma} T_{\gamma c \beta, \rho u \sigma}^{(xyb)d} T_{\sigma b \alpha, \mu \nu \nu}^{(uza)d}. \quad (2.80)$$

This identity is illustrated on figure 7 where to avoid clutter we omitted the associators which drop out from the final result as in section 2.5.2.

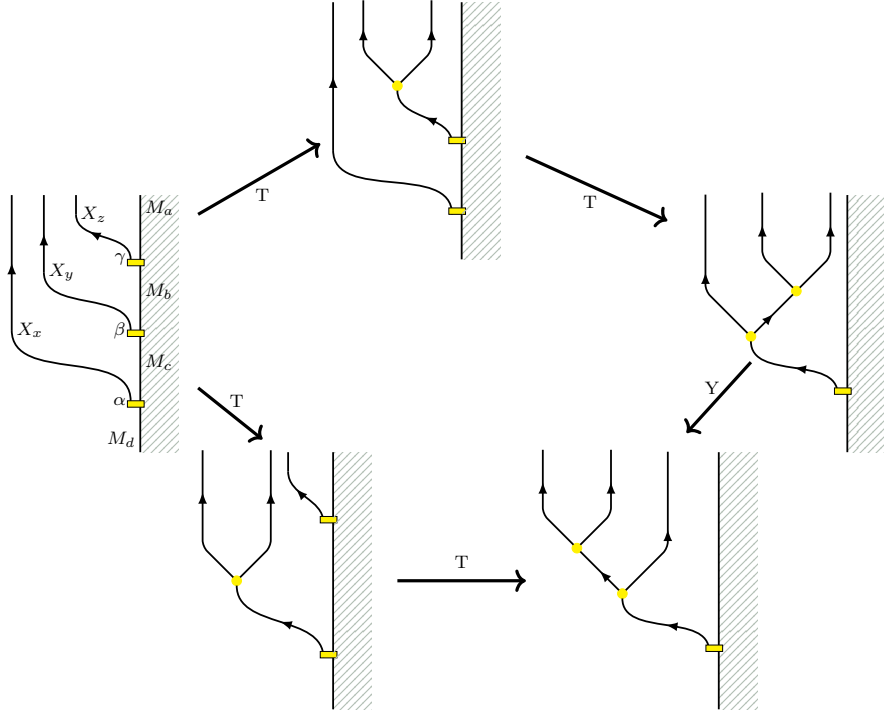


Figure 7. Pentagon identity for the T-matrices.

Finally, we introduce the inverse \bar{T} of the T-matrix

$$\begin{array}{c} \boxed{A} \\ \alpha \\ X_x \\ \boxed{B} \\ \beta \\ X_y \\ \boxed{C} \\ M_c \end{array} \begin{array}{c} M_a \\ M_b \\ M_c \end{array} = \sum_{u \in \mathcal{K}_{AC}} \sum_{\gamma=1}^{\check{N}_u^{xy} B_a^{uc}} \sum_{\delta=1}^{\check{N}_u^{xy} B_a^{uc}} \bar{T}_{\gamma u \delta, \alpha \beta}^{(x y c) a} \begin{array}{c} \boxed{A} \\ \delta \\ X_u \\ \gamma \\ \boxed{B} \\ X_x \\ \boxed{C} \\ X_y \\ \tilde{\alpha}_{x,y,c}^{-1} \\ M_c \end{array} \begin{array}{c} M_a \\ M_c \end{array} \quad (2.81)$$

where

$$\check{N}_u^{xy} := \dim \text{Hom}_{A|C}(X_u, X_x \otimes_B X_y), \quad B_a^{uc} := \dim \text{Hom}_A(M_a, X_u \otimes_C M_c)$$

and $X_x \in \text{Obj}({}_A\mathcal{C}_B)$, $X_y \in \text{Obj}({}_B\mathcal{C}_C)$ while $M_a \in \text{Obj}(\mathcal{C}_A)$, $M_b \in \text{Obj}(\mathcal{C}_B)$, $M_c \in \text{Obj}(\mathcal{C}_C)$. The matrix \bar{T} satisfies a mixed pentagon identity similar to (2.80):

$$\sum_u \sum_{\rho, \sigma, \mu} \bar{T}_{\rho u \sigma, \beta \gamma}^{(y z d) b} \bar{T}_{\mu \nu \omega, \alpha \beta}^{(x u d) a} \bar{Y}_{\tau \nu \varphi, \mu \rho}^{(x y z) w} = \sum_{\zeta} \bar{T}_{\zeta \nu \tau, \alpha \beta}^{(x y c) a} \bar{T}_{\varphi \omega \nu, \zeta \gamma}^{(v z d) a} \quad (2.82)$$

where \bar{Y} is the inverse of the matrix Y.

2.5.4 Fusing matrix \dot{T} involving an open defect and a boundary field

In this subsection we define the fusing matrices for open defects passing through a boundary field. Consider the associator $\dot{\alpha} : {}_A\mathcal{C}_B \times \mathcal{C}_B \times \mathcal{C} \rightarrow {}_A\mathcal{C}_B \times \mathcal{C}_B \times \mathcal{C}$ with components given by

$$\begin{aligned} \dot{\alpha}_{X,M,U} &: X \otimes_B (M \otimes U) \rightarrow (X \otimes_B M) \otimes U, \\ \dot{\alpha}_{X,M,U} &= (r_{X,M} \otimes \text{id}_U) \circ \alpha_{\dot{X},\dot{M},U} \circ e_{X,M \otimes U} \end{aligned} \quad (2.83)$$

where α denotes the associator of the category \mathcal{C} which will be taken to be the identity map since \mathcal{C} is a strict category. To be consistent, the associator (2.83) is required to obey a certain pentagon identity the proof of which can be found in appendix A.3.

Taking X, M and U to be simple objects and fixing the bases for the relevant junction spaces we obtain the matrix \dot{T} that furnishes the vector space isomorphism

$$\text{Hom}_A(X_x \otimes_B (M_a \otimes U_i), M_c) \cong \text{Hom}_A((X_x \otimes_B M_a) \otimes U_i, M_c) \quad (2.84)$$

induced by the associator (2.83). The entries of this matrix are defined by

$$\begin{aligned} & \begin{array}{c} \text{Diagram 1: A vertical line with regions } M_a, M_b, M_c \text{ from top to bottom. A curve } X_x \text{ starts from a box } [A] \text{ on the left, goes up, then curves right to a yellow square vertex } \alpha \text{ on the boundary between } M_b \text{ and } M_c. \text{ A box } [B] \text{ is on the curve. A dot } \Psi_i^\beta \text{ is on the boundary between } M_a \text{ and } M_b. \end{array} \\ &= \sum_{d \in \mathcal{J}_A} \sum_{\gamma=1}^{B_{xa}} \sum_{\delta=1}^{d A_{di}^c} \dot{T}_{\alpha\beta\gamma\delta}^{(xai)c} \\ & \begin{array}{c} \text{Diagram 2: A vertical line with regions } M_a, M_d, M_c \text{ from top to bottom. A curve } X_x \text{ starts from a box } [A] \text{ on the left, goes up, then curves right to a yellow square vertex } \dot{\alpha}_{x,a,i} \text{ on the boundary between } M_a \text{ and } M_d. \text{ A box } [B] \text{ is on the curve. A dot } \Psi_i^\delta \text{ is on the boundary between } M_d \text{ and } M_c. \end{array} \end{aligned} \quad (2.85)$$

where $A_{di}^c := \dim \text{Hom}_A(M_d \otimes U_i, M_c)$. Notice that in (2.85) the diagram flows from top to bottom. For clarity we also rewrite (2.85) using the first graphical convention where the diagrams flow from bottom to top

$$\begin{aligned} & \begin{array}{c} \text{Diagram 3: A tree-like structure with root } M_c \text{ at the top. A yellow square vertex } \alpha \text{ is on the left branch, and a black dot vertex } \beta \text{ is on the right branch. The left branch ends at } X_x \text{ and the right branch ends at } M_a \text{ and } U_i. \end{array} \\ &= \sum_{d \in \mathcal{J}_A} \sum_{\gamma=1}^{B_{xa}} \sum_{\delta=1}^{d A_{di}^c} \dot{T}_{\alpha\beta\gamma\delta}^{(xai)c} \\ & \begin{array}{c} \text{Diagram 4: A tree-like structure with root } M_c \text{ at the top. A black dot vertex } \delta \text{ is on the left branch, and a yellow square vertex } \gamma \text{ is on the right branch. The left branch ends at } X_x \text{ and the right branch ends at } M_a \text{ and } U_i. \text{ A yellow box } \dot{\alpha}_{x,a,i} \text{ is at the bottom.} \end{array} \end{aligned} \quad (2.86)$$

where the yellow square vertices represent morphisms of type (2.48) while the black dot vertices are boundary fields as introduced in (2.55) and (2.56).

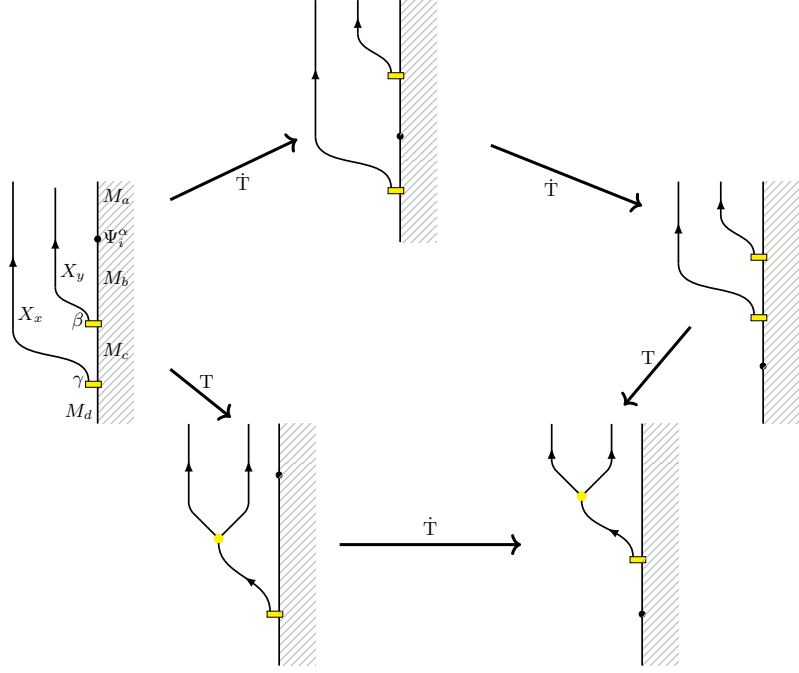


Figure 8. Pentagon identity for the \dot{T} matrices.

To extract more information from this definition, we proceed in a similar way as we did for the Y-matrices. We compose (2.86) with the epimorphism $r_{x,a \otimes i}$ and also use (2.32) on the left-hand side. This leads to the equivalent definition for \dot{T}

$$\begin{array}{c} M_c \\ | \\ \alpha \square \\ / \quad \backslash \\ M_b \quad \beta \bullet \\ / \quad \backslash \\ X_x \quad M_a \quad U_i \end{array} = \sum_{d \in \mathcal{J}_A} \sum_{\gamma, \delta} \dot{T}_{\alpha\beta, \gamma\delta}^{(x a i)c} \begin{array}{c} M_c \\ | \\ \delta \bullet \\ / \quad \backslash \\ M_d \quad \gamma \square \\ / \quad \backslash \\ X_x \quad M_a \quad U_i \end{array} \quad (2.87)$$

Using (2.85) we can derive a mixed pentagon identity

$$\sum_e \sum_{\delta, \varepsilon, \zeta} \dot{T}_{\beta b \alpha, \delta e \varepsilon}^{(y a i)c} \dot{T}_{\gamma c \varepsilon, \zeta f \eta}^{(x e i)d} T_{\zeta e \delta, \mu \nu \sigma}^{(x y a)f} = \sum_{\sigma} T_{\gamma c \beta, \mu \nu \sigma}^{(x y b)d} \dot{T}_{\sigma b \alpha, \nu f \eta}^{(u a i)d}. \quad (2.88)$$

which is illustrated⁴ on figure 8.

⁴To avoid clutter we have omitted the relevant associators on figure 8 as they drop from the final result.

2.5.5 Fusing matrix $F[A]$ related to boundary OPE

Here we introduce the fusing matrices corresponding to the tensor structure on $\mathcal{C}_A \times \mathcal{C} \times \mathcal{C}$. The relevant associator

$$\alpha_{M,U,V} : M \otimes (U \otimes V) \rightarrow (M \otimes U) \otimes V \quad (2.89)$$

is the associator α of the category \mathcal{C} which is assumed to be strict so that $\alpha_{M,U,V}$ is trivial.

Let M_a be a simple object in \mathcal{C}_A and U_j, U_k simple objects in \mathcal{C} . We define the fusing matrices $F[A]$ as the matrices giving the vector space isomorphism

$$\text{Hom}_A(M_a \otimes (U_j \otimes U_k), M_c) \cong \text{Hom}_A((M_a \otimes U_j) \otimes U_k, M_c) \quad (2.90)$$

with the matrix entries defined by

$$\alpha_{M_a, U_j, U_k}^{M_c} = \sum_{b \in \mathcal{J}_A} \sum_{\gamma=1}^{A_{aj}^b} \sum_{\delta=1}^{A_{bk}^c} F[A]_{\alpha p \beta, \gamma b \delta}^{(a j k) c} \delta_{M_b}^{M_c} \quad (2.91)$$

Here the diagrams flow from bottom to top and the black blob vertices denote boundary fields.

We next explain how this fusing matrix is related to the boundary operator product expansion. Using the notation (2.55) we define the boundary OPE coefficients via the following identity⁵ between two basis boundary fields $\Psi_{(j,a)b}^\alpha$ and $\Psi_{(k,b)c}^\beta$

$$\Psi_j^\alpha \Psi_k^\beta = \sum_{p \in \mathcal{I}} \sum_{\gamma=1}^{A_{ap}^c} \sum_{\delta=1}^{N_{jk}^p} C_{j \alpha, k \beta}^{(a b c) p \gamma; \delta} \Psi_p^\gamma \quad (2.92)$$

Here the numbers $C_{j \alpha, k \beta}^{(a b c) p \gamma; \delta}$ are the boundary OPE coefficients. Comparison with (2.91) immediately yields

$$C_{j \alpha, k \beta}^{(a b c) p \gamma; \delta} = G[A]_{\alpha \beta, \gamma p \delta}^{(a j k) c} \quad (2.93)$$

with $G[A]$ being the inverse of the $F[A]$ matrix. The fusing matrices $F[A]$ and $G[A]$ were introduced in [40] where they were denoted as ${}^{(1)}F$ and ${}^{(3)}F$. We use the notation of [10]

⁵As everywhere in the TFT formalism all coordinate dependence is removed and the identities are between morphisms.

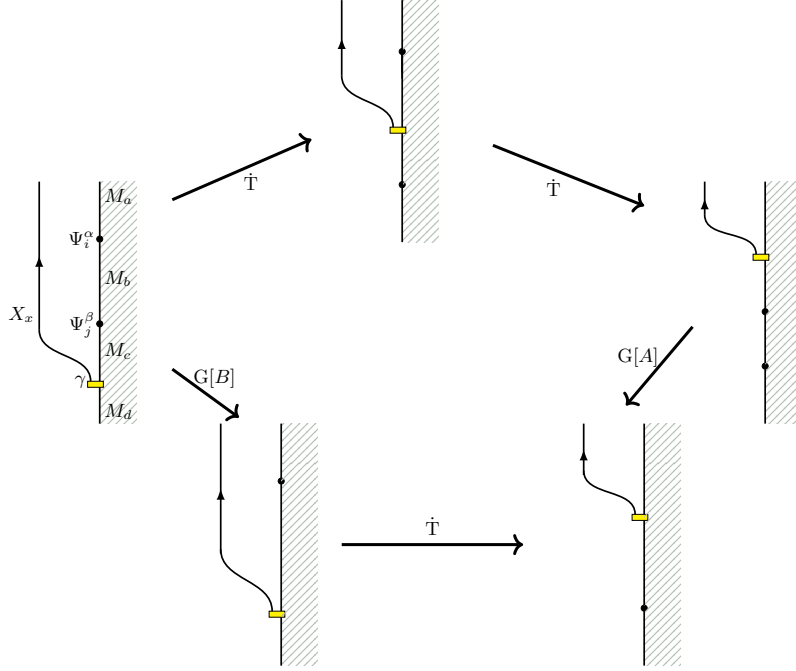


Figure 9. Mixed pentagon identity for $G[A]$, $G[B]$ and \dot{T} matrices.

where these matrices were introduced in a more general categorical setting and the general relation to boundary OPE coefficients was noted.

Given a topological interface between two Frobenius algebras: A and B , its junction with a boundary and an insertion of two boundary operators we can pass the interface through the boundary operators before or after the expansion (2.92). The equivalence of these gives rise to the mixed pentagon identity depicted in Figure 9 between the fusing matrices $G[A]$, $G[B]$ and \dot{T} . In this figure to relief notation we omitted the associators $\dot{\alpha}$ of the form (2.83). They drop from the calculation since they obey the corresponding mixed pentagon:

$$\alpha_{X \otimes_B M, U, V}^{-1} \circ (\dot{\alpha}_{X, M, U} \otimes \text{id}_V) \circ \dot{\alpha}_{X, M \otimes U, V} = \dot{\alpha}_{X, M, U \otimes V} \circ \alpha_{M, U, V}^{-1} \quad (2.94)$$

for any $X \in \text{Obj}(\mathcal{AC}_B)$, $M \in \text{Obj}(\mathcal{CB})$ and $U, V \in \text{Obj}(\mathcal{C})$. In matrix form the pentagon identity reads

$$\sum_f \sum_{\zeta, \eta, \nu} \dot{T}_{\gamma c \beta, \zeta f \eta}^{(x b j) d} \dot{T}_{\zeta b \alpha, \rho e \nu}^{(x a i) f} G[A]_{\nu f \eta, \sigma k \varepsilon}^{(e i j) d} = \sum_{\delta} G[B]_{\alpha b \beta, \delta k \varepsilon}^{(a i j) c} \dot{T}_{\gamma c \delta, \rho e \sigma}^{(x a k) d}. \quad (2.95)$$

2.6 Fusing matrices from module and bimodule categories

In this section we will attempt to bring the various fusing matrices we introduced into some system. To introduce a fusing matrix one has to have a tensor product structure either within a single category or between two or more categories. The tensor product structure comes with an associator which essentially amounts to an isomorphism between certain

morphism spaces from three objects to one. When the categories at hand have a finite number of isomorphism classes of simple objects, the associator data can be encoded into a finite matrix which we call the fusing matrix. We will consider two general classes of examples related to the concepts of a module category and a bimodule category.

Let $(\mathcal{D}, \otimes, \mathbf{1})$ be a tensor category. Consider a right module category \mathcal{M} over \mathcal{D} which comes with a new tensor product

$$\otimes_{\mathcal{M}} : \mathcal{M} \times \mathcal{D} \rightarrow \mathcal{M} \quad (2.96)$$

for which there are associator isomorphisms defined

$$m_{M,U,V} : M \otimes_{\mathcal{M}} (U \otimes V) \rightarrow (M \otimes_{\mathcal{M}} U) \otimes_{\mathcal{M}} V, \quad U, V \in \text{Obj}(\mathcal{D}), M \in \text{Obj}(\mathcal{M}) \quad (2.97)$$

satisfying the mixed pentagon identity (A.6). We choose representatives for the isomorphism classes of simple objects $U_i, i \in \mathcal{I}$ in \mathcal{D} and $M_a, a \in \mathcal{J}$ in \mathcal{M} for some finite index sets \mathcal{I}, \mathcal{J} . The fusing matrices are then the matrices furnishing the vector space isomorphism

$$\text{Hom}_{\mathcal{M}}((M_a \otimes_{\mathcal{M}} U_i) \otimes_{\mathcal{M}} U_j, M_b) \cong \text{Hom}_{\mathcal{M}}(M_a \otimes_{\mathcal{M}} (U_i \otimes U_j), M_b). \quad (2.98)$$

When \mathcal{D} is a modular tensor category encoding the chiral data of a two-dimensional RCFT and $\mathcal{M} = \mathcal{D}_A$ is the category of left modules over a symmetric special Frobenius algebra A in \mathcal{D} the corresponding fusing matrices are the matrices $F[A]$ introduced in section 2.5.5.

The matrix T introduced in section 2.5.3 can be also described as arising from an isomorphism similar to the one given in (2.98). To that end we first note that the construction leading to (2.98) can be easily modified to work for the case of a left module category over a tensor category. In the case when we consider topological junctions with defects for a fixed Frobenius algebra A we obtain the fusing matrix T by choosing $\mathcal{D} = {}_A\mathcal{C}_A$ and $\mathcal{M} = \mathcal{C}_A$ – the category of left A -modules. For the case when we have interfaces between different Frobenius algebras: A, B, C we can replace the tensor category \mathcal{D} by three different abelian categories $\mathcal{D}, \mathcal{E}, \mathcal{F}$ equipped with a bifunctor

$$\otimes_{\mathcal{D}\mathcal{E}}^{\mathcal{F}} : \mathcal{D} \times \mathcal{E} \rightarrow \mathcal{F} \quad (2.99)$$

and replace a single module category \mathcal{M} over \mathcal{D} by three abelian categories $\mathcal{M}, \mathcal{M}', \mathcal{M}''$ and three bifunctors (we work now with left actions)

$$\otimes_1 : \mathcal{E} \times \mathcal{M} \rightarrow \mathcal{M}', \quad \otimes_2 : \mathcal{D} \times \mathcal{M}' \rightarrow \mathcal{M}'', \quad \otimes_3 : \mathcal{F} \times \mathcal{M} \rightarrow \mathcal{M}''. \quad (2.100)$$

The associator is now a functor

$$\tilde{\alpha} : \mathcal{D} \times \mathcal{E} \times \mathcal{M} \rightarrow \mathcal{D} \times \mathcal{E} \times \mathcal{M} \quad (2.101)$$

which on the objects is defined by the morphisms

$$m_{X,Y,M} : (X \otimes_{\mathcal{D}\mathcal{E}}^{\mathcal{F}} Y) \otimes_3 \mathcal{M} \rightarrow X \otimes_2 (Y \otimes_1 \mathcal{M}) \quad (2.102)$$

where

$$X \in \text{Obj}(\mathcal{D}), \quad Y \in \text{Obj}(\mathcal{E}), \quad M \in \text{Obj}(\mathcal{M}). \quad (2.103)$$

To obtain \mathbb{T} we choose $\mathcal{D} = {}_A\mathcal{C}_B$, $\mathcal{E} = {}_B\mathcal{C}_C$, $\mathcal{F} = {}_A\mathcal{C}_C$ and $\mathcal{M} = \mathcal{C}_C$, $\mathcal{M}' = \mathcal{C}_B$, $\mathcal{M}'' = \mathcal{C}_A$ where \mathcal{C} is a modular tensor category encoding the chiral data and A, B, C are symmetric special Frobenius algebras in \mathcal{C} . Furthermore, the tensor product structure $\otimes_{\mathcal{D}\mathcal{E}}^{\mathcal{F}}$ is given by the tensor product \otimes_B (see definition 2.5) and the products $\otimes_1, \otimes_2, \otimes_3$ are given by $\otimes_C, \otimes_B, \otimes_C$ respectively.

We proceed by choosing simple objects in the categories involved. Namely let $X_x, x \in \mathcal{K}_{AB}$, $Y_y, y \in \mathcal{K}_{BC}$ be the complete sets of simple bimodules in ${}_A\mathcal{C}_B$ and ${}_B\mathcal{C}_C$ respectively. Let $M_a, a \in \mathcal{J}_C$ be a complete set of simple modules in \mathcal{C}_C . Then, using the associator maps and the chosen bases in the relevant morphism spaces, the matrix establishing the isomorphism

$$\text{Hom}_A((X_x \otimes_B Y_y) \otimes_C M_a, M_b) \cong \text{Hom}_A(X_x \otimes_B (Y_y \otimes_C M_a), M_b) \quad (2.104)$$

is the fusing matrix \mathbb{T} (or its inverse, depending on the direction of the isomorphism chosen and the conventions).

Another general setting in which new fusing matrices arise involves bimodule categories. Let $(\mathcal{D}, \otimes_{\mathcal{D}})$ and $(\mathcal{E}, \otimes_{\mathcal{E}})$ be two tensor categories. A bimodule category \mathcal{B} is a category equipped with both a left action of \mathcal{D} and a right action of \mathcal{E} ,

$$\otimes_{\mathcal{B}}^l : \mathcal{D} \times \mathcal{B} \rightarrow \mathcal{B} \quad \text{and} \quad \otimes_{\mathcal{B}}^r : \mathcal{B} \times \mathcal{E} \rightarrow \mathcal{B} \quad (2.105)$$

such that \mathcal{B} is a left module category over \mathcal{D} , \mathcal{B} is a right module category over \mathcal{E} and the left and right actions commute. The final condition amounts to the existence of an associator which furnishes the isomorphism

$$\dot{\alpha} : \left(U \otimes_{\mathcal{B}}^l X \right) \otimes_{\mathcal{B}}^r R \rightarrow U \otimes_{\mathcal{B}}^l (X \otimes_{\mathcal{B}}^r R) \quad (2.106)$$

for $U \in \text{Obj}(\mathcal{D})$, $R \in \text{Obj}(\mathcal{E})$ and $X \in \text{Obj}(\mathcal{B})$. To obtain a fusing matrix for this associator $\dot{\alpha}$, one has to choose simple objects in the corresponding categories and then proceed as discussed above. For instance we can choose $\mathcal{D} = \mathcal{C}$, $\mathcal{E} = \bar{\mathcal{C}}$ (the tensor category dual to \mathcal{C}) and $\mathcal{B} = {}_A\mathcal{C}_A$ with (\mathcal{C}, A) being a pair defining a RCFT in the TFT approach. From this data we obtain a fusing matrix $\mathbb{F}[A|A]$ that in a certain basis gives [10] the OPE coefficients of defect fields including in particular the OPE coefficients of the local bulk fields.

To describe the fusing matrices $\dot{\mathbb{T}}$ introduced in section 2.5.4 we first note that in the case when we have defects of a fixed Frobenius algebra A in the symmetry category \mathcal{C} the matrix $\dot{\mathbb{T}}$ corresponds to (2.106) with $\mathcal{B} = \mathcal{C}_A$, $\mathcal{D} = {}_A\mathcal{C}_A$ and $\mathcal{E} = \mathcal{C}$. For the case of interfaces between different Frobenius algebras we generalise the above setup to the case when \mathcal{D} and \mathcal{E} are not tensor but some abelian categories which act on a third abelian category \mathcal{B} by means of two bifunctors: $\otimes_{\mathcal{B}}^l$ and $\otimes_{\mathcal{B}}^r$, as in (2.105). Demanding that the two actions commute up to an isomorphism introduces an associator of the form (2.106) which, expressed in the appropriate bases, gives rise to a fusing matrix.

To obtain $\dot{\mathbb{T}}$ we choose $\mathcal{D} = {}_A\mathcal{C}_B$, $\mathcal{E} = \mathcal{C}$ and $\mathcal{B} = \mathcal{C}_B$ where (\mathcal{C}, \otimes) is the modular tensor category encoding the chiral data of a two-dimensional RCFT while A, B are symmetric

special Frobenius algebras in \mathcal{C} . Furthermore, choose $\otimes_B^l = \otimes_B$ and $\otimes_B^r = \otimes$. Then the associator $\hat{\alpha}$ introduced in (2.83) is of the general form (2.106) for the aforementioned choices and being expressed in bases it gives rise to the fusing matrix \hat{T} .

As we have seen above in the case of a single Frobenius algebra A in the symmetry category \mathcal{C} the five fusing matrices: $F, F[A], Y, T, \hat{T}$ arise from five associativity constraints related to two tensor categories $\mathcal{C}, {}_A\mathcal{C}_A$ and the bimodule category \mathcal{C}_A over them. One can describe this structure more neatly in terms of two-categories [41].

2.7 Compact open defects and their fusion algebras

Let us consider the following composite morphism configuration consisting of two open defect junctions and one boundary field

$$(2.107)$$

considered as an element of $\text{Hom}_A(M_a \otimes U_i, M_d)$ where every object is a simple object in its corresponding category. More specifically $X_x \in {}_A\mathcal{C}_B$, $M_a, M_d \in \mathcal{C}_A$ and $M_b, M_c \in \mathcal{C}_B$. Furthermore, the junctions labelled by α and β each represent a basis element in the corresponding morphism spaces, namely $\tilde{\Omega}_{(x,b)a}^\alpha$ and $\tilde{\Omega}_{(x,c)d}^\beta$ respectively⁶. The sequence of morphisms depicted in (2.107) can be interpreted as a defect acting on a boundary field which is studied for instance in [30]. For a given boundary operator we can calculate this action explicitly by moving the defect past the boundary operator using the matrix \hat{T} and then collapsing the defect bubble using the normalisation equation (2.50):

$$(2.108)$$

At this stage we are not interested in calculating the action on a boundary field but in the case where we have a second defect line attached to the boundary on both ends. This

⁶We can also consider a similar diagram with the junctions taken as morphisms in the hom-spaces with \otimes_B used as in (2.48). Such a diagram requires an associator. Using the isomorphisms (2.53) removes the associator and leads to the diagram in (2.107).

configuration is depicted graphically as the following morphism

$$(2.109)$$

We can represent the last diagram as a linear combination of the diagrams in (2.107) using the T-matrix (2.77) and its inverse (2.81). This is done via the following diagrammatic equations

$$(2.110)$$

where for the final step we used (2.40). As the boundary field in this relation is arbitrary and the coefficients do not depend on it we can interpret this relation as a new kind of fusion of defects attached to a boundary at both ends. To show that this fusion is associative we perform the fusion of three such defects via two distinct ways. This is shown schematically on figure 10.

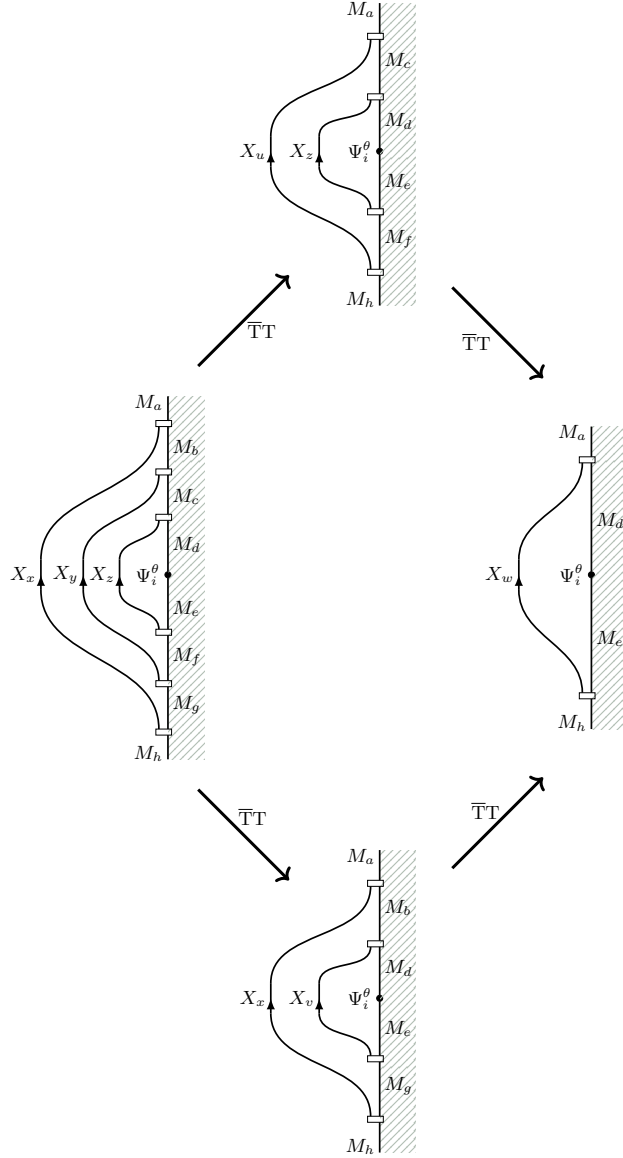


Figure 10. Two distinct ways of calculating the fusion of three compact open defects.

The diagram on figure 10 is commutative provided the following tensor identity holds

$$\sum_u \sum_{\rho, \sigma, \lambda, \varphi} \bar{\mathbb{T}}_{\rho u \sigma, \alpha \beta}^{(x y c) a} \bar{\mathbb{T}}_{\varphi w \xi, \sigma \epsilon \gamma}^{(u z d) a} \mathbb{T}_{\zeta g \epsilon, \rho u \lambda}^{(x y f) h} \mathbb{T}_{\lambda f \delta, \varphi w \omega}^{(u z e) h} = \sum_v \sum_{\mu, \nu, \eta, \kappa} \bar{\mathbb{T}}_{\mu \nu \nu, \beta \epsilon \gamma}^{(y z d) b} \bar{\mathbb{T}}_{\kappa w \xi, \alpha \beta \nu}^{(x v d) a} \mathbb{T}_{\epsilon f \delta, \mu \nu \eta}^{(y z e) g} \mathbb{T}_{\zeta g \eta, \kappa w \omega}^{(x v e) h}. \quad (2.111)$$

Using the two pentagon equations (2.80) and (2.82) on the left-hand side of (2.111) we

obtain

$$\begin{aligned}
& \sum_u \sum_{\rho, \sigma, \lambda, \varphi} \bar{\mathbb{T}}_{\rho\mu\sigma, \alpha\beta}^{(xyca)} \bar{\mathbb{T}}_{\varphi w\xi, \sigma c\gamma}^{(uzda)} \mathbb{T}_{\zeta g\varepsilon, \rho u\lambda}^{(xyfh)} \mathbb{T}_{\lambda f\delta, \varphi w\nu}^{(uzeh)} = \\
& = \sum_{\substack{u, \rho, \varphi \\ q, \alpha_1, \alpha_2, \alpha_3 \\ p, \beta_1, \beta_2, \beta_3}} \bar{\mathbb{T}}_{\beta_1 p \beta_2, \beta c\gamma}^{(yzdb)} \bar{\mathbb{T}}_{\beta_3 w\xi, \alpha b\beta_2}^{(xpd)a} \bar{\mathbb{Y}}_{\rho u\varphi, \beta_3 p \beta_1}^{(xyz)w} \mathbb{T}_{\varepsilon f\delta, \alpha_1 q\alpha_2}^{(yze)g} \mathbb{T}_{\zeta g\alpha_2, \alpha_3 w}^{(xqe)h} \mathbb{Y}_{\alpha_3 q\alpha_1, \rho u\varphi}^{(xyz)w} \\
& = \sum_{\substack{q, \alpha_1, \alpha_2, \alpha_3 \\ p, \beta_1, \beta_2, \beta_3}} \delta_{\alpha_3, \beta_3} \delta_{p, q} \delta_{\alpha_1, \beta_1} \bar{\mathbb{T}}_{\beta_1 p \beta_2, \beta c\gamma}^{(yzdb)} \bar{\mathbb{T}}_{\beta_3 w\xi, \alpha b\beta_2}^{(xpd)a} \mathbb{T}_{\varepsilon f\delta, \alpha_1 q\alpha_2}^{(yze)c} \mathbb{T}_{\zeta g\alpha_2, \alpha_3 w}^{(xqe)h} \\
& = \sum_{\substack{p, \beta_1, \beta_2 \\ \beta_3, \alpha_2}} \bar{\mathbb{T}}_{\beta_1 p \beta_2, \beta c\gamma}^{(yzdb)} \bar{\mathbb{T}}_{\beta_3 w\xi, \alpha b\beta_2}^{(xpd)a} \mathbb{T}_{\varepsilon f\delta, \beta_1 p\alpha_2}^{(yze)g} \mathbb{T}_{\zeta g\alpha_2, \beta_3 w}^{(xpe)h} \tag{2.112}
\end{aligned}$$

which is equal to the right hand side of (2.111) under suitable renaming of the summation indices, namely $p \rightarrow u$, $\beta_1 \rightarrow \mu$, $\beta_2 \rightarrow \nu$, $\beta_3 \rightarrow \kappa$, $\alpha_2 \rightarrow \eta$. In the right-hand side of the first line in (2.112) we used the fact that the matrices \mathbb{Y} , $\bar{\mathbb{Y}}$ are inverses of each other:

$$\sum_q \sum_{\gamma, \delta} \mathbb{Y}_{\alpha p \beta, \gamma q \delta}^{(xyz)w} \bar{\mathbb{Y}}_{\gamma q \delta, p r \sigma}^{(xyz)w} = \delta_{p, r} \delta_{\alpha, \rho} \delta_{\beta, \sigma}. \tag{2.113}$$

To lighten the notation we will assume from now on that we work with bimodules over some fixed Frobenius algebra A so that $B = C = A$ in (2.107) and (2.110). We will later describe how to generalise our considerations to the most general case. To proceed note that the boundary field $\Psi_{(c,i)d}^\theta$ plays no role in the fusion calculation (2.110) or in the proof of associativity. We only needed it to interpret the fusion process as an equation between morphisms. This suggests that we can treat a pair of two open defect junctions

$$\left(\bar{\tilde{\Omega}}_{(x,b)a}^\alpha, \tilde{\Omega}_{(x,c)d}^\beta \right) \tag{2.114}$$

that appears in the configuration represented in (2.107) as a separate object for which, based on (2.110), we define a fusion product $*$ as a formal linear combination

$$\left(\bar{\tilde{\Omega}}_{(x,b'a)}^\alpha, \tilde{\Omega}_{(x,e'f)}^\delta \right) * \left(\bar{\tilde{\Omega}}_{(y,c)b}^\beta, \tilde{\Omega}_{(y,d)e}^\gamma \right) = \delta_{b,b'} \delta_{e,e'} \sum_{u \in \mathcal{K}_{AA\rho, \sigma, \varphi}} \sum \bar{\mathbb{T}}_{\rho\mu\sigma, \alpha\beta}^{(xyc)a} \mathbb{T}_{\delta e\gamma, \rho u\varphi}^{(xyd)f} \left(\bar{\tilde{\Omega}}_{(u,c)a}^\sigma, \tilde{\Omega}_{(u,d)f}^\varphi \right) \tag{2.115}$$

So far we have considered the configurations in which all objects are irreducible. We can replace (2.107) by a more general diagram



in which the interface X and the boundary conditions P, Q, N, M are direct sums of the irreducible ones, the junctions

$$\bar{J} \in \text{Hom}_{A|1_{(P_X, P)}}(Q, X \otimes P), \quad I \in \text{Hom}_{A|1_{(P_X, N)}}(X \otimes N, M) \quad (2.117)$$

and ψ is a generic boundary field. In more detail, let

$$X \cong \bigoplus_{x \in \mathcal{K}_{AA}} n(X, x) X_x \quad (2.118)$$

where $n(X, x) \in \mathbb{Z}$ are the multiplicities of the irreducible components. We fix this isomorphism by choosing the morphisms

$$d_{x, \alpha}^X \in \text{Hom}_{A|A}(X, X_x), \quad d_X^{x, \alpha} \in \text{Hom}_{A|A}(X_x, X), \quad \alpha = 1, \dots, n(X, x) \quad (2.119)$$

that satisfy

$$d_{x, \alpha}^X \circ d_X^{y, \beta} = \delta_{x, y} \delta_{\alpha, \beta} \text{id}_{X_x}, \quad \sum_{x, \alpha} d_X^{x, \alpha} \circ d_{x, \alpha}^X = \text{id}_X. \quad (2.120)$$

The junctions (2.117) are then represented by the components

$$\begin{aligned} \bar{J}_{x, \alpha} &= \bar{J} \circ (d_X^{x, \alpha} \otimes \text{id}_P) \in \text{Hom}_{A|1_{(P_{X_x}, P)}}(Q, X_x \otimes P), \quad \alpha = 1, \dots, n(X, x), \\ I_{x, \alpha} &= (d_{x, \alpha}^X \otimes \text{id}_N) \circ I \in \text{Hom}_{A|1_{(P_{X_x}, N)}}(X_x \otimes N, M), \quad \alpha = 1, \dots, n(X, x). \end{aligned} \quad (2.121)$$

It follows from linearity of the compositions and tensor products that the diagrammatic identity (2.110) extends to the case when we have a composition of two configurations of the type depicted in (2.116). This motivates representing such a configuration by an element

$$\begin{aligned} (\bar{J}, I) &\equiv \sum_x \left(\sum_{\alpha} (\bar{J}_{x, \alpha}, I_{x, \alpha}) \right) \\ &\in \bigoplus_{x \in \mathcal{K}_{AA}} \text{Hom}_{A|1_{(P_{X_x}, P)}}(Q, X_x \otimes P) \otimes \text{Hom}_{A|1_{(P_{X_x}, N)}}(X_x \otimes N, M). \end{aligned} \quad (2.122)$$

We call elements (\bar{J}, I) defined above *compact open defects*. The space on the right hand side of (2.122) is a vector space. Moreover, in the case when the modules Q, P, N, M are direct sums of the irreducible modules M_a with multiplicities 1 or 0 the corresponding space of compact open defects has a basis made of elementary pairs (2.114). Vice versa, the linear combination on the right hand side of (2.115) can be interpreted as a compact open interface. The fusion product $*$ defined in (2.115) extends to the elements of the form (\bar{J}, I) by linearity. The space of all linear combinations of the pairs (2.114) with all values of the indices $x, a, b, c, d, \alpha, \beta$ equipped with the product $*$ thus forms an associative algebra called the *tube algebra* which we denote \mathcal{A}_{MV} . This construction goes back to the work of Ocneanu [32]. In general such an algebra can be associated with a module category \mathcal{M} over a fusion category \mathcal{E} see [31], [33], [34], [35] for a recent discussion. In our case $\mathcal{E} = {}_A\mathcal{C}_A$,

$\mathcal{M} = \mathcal{C}_A$. The tube algebra is finite dimensional and unital. The identity element is given by the linear combination that involves the identity defect

$$\mathbf{1} = \sum_{a,b} \left(\tilde{\Omega}_{(0,a)a}, \tilde{\Omega}_{(0,b)b} \right). \quad (2.123)$$

In the semisimple case relevant for RCFTs, the tube algebra decomposes into a direct sum of its minimal ideals each isomorphic to a complete matrix algebra. Moreover, each such ideal can be associated with an irreducible representation of the tube algebra. The space boundary operators Ψ_i labelled by a fixed object U_j furnish a representation of the tube algebra which is explicitly described in terms of matrices \dot{T} (2.108). The mixed pentagon identity (2.88) ensures the compatibility with associativity in \mathcal{A}_{M^U} . As in the bulk case discussed in [33], [34], the tube algebra \mathcal{A}_{M^U} organises the boundary fields into symmetry multiplets with respect to the topological defects. The fusion of compact open defects was studied in [30] for the theories with simple fusion rules (i.e. fusion numbers are 0 or 1) and the charge conjugation modular invariant ($A = \mathbf{1}$).

In general the tube algebra \mathcal{A}_{M^U} is rather large and contains many subalgebras. One way to construct smaller associative algebras is by fixing the boundary condition. Take $N = P = Q = M$ in (2.116) and assume that

$$M \cong \bigoplus_{a \in \mathcal{J}_A^M} M_a \quad (2.124)$$

where $\mathcal{J}_A^M \subseteq \mathcal{J}_A$. This means that the irreducible modules M_a have no multiplicities in M . A compact open defect attached to M is specified by choosing a defect X and two junctions

$$\bar{J} \in \text{Hom}_{A|\mathbf{1}(P_{X,M})}(M, X \otimes M), \quad I \in \text{Hom}_{A|\mathbf{1}(P_{X,M})}(X \otimes M, M). \quad (2.125)$$

Given this data we consider an element

$$(\bar{J}, I) \in \bigoplus_{x \in \mathcal{K}_{AA}} \text{Hom}_{A|\mathbf{1}(P_{X_x,M})}(M, X_x \otimes M) \otimes \text{Hom}_{A|\mathbf{1}(P_{X_x,M})}(X_x \otimes M, M) \quad (2.126)$$

constructed as in (2.122). For two compact open defects of this type (i.e. both attached to M) the fusion product $*$ is defined by expanding in elementary pairs (2.114) and then using (2.115). The fusion product (2.115) is defined in such a way that only irreducible boundary conditions M_a with $a \in \mathcal{J}_A^M$ arise so that the result of the fusion is again an element of the space on the right hand side of (2.126). We obtain this way an associative algebra we denote \mathcal{A}_M . For the case of minimal models some concrete calculations of such algebras were presented in [29]. In sections 4.2 and 4.3 we give examples of the algebras \mathcal{A}_M for some rational free boson theories.

Note that if we choose in the above construction

$$M^U \cong \bigoplus_{a \in \mathcal{J}_A} M_a \quad (2.127)$$

we obtain the tube algebra \mathcal{A}_{M^U} .

Before we close this section we would like to discuss generalisations of the above constructions. Firstly, to allow modules with non-trivial multiplicities of the irreducible components we consider embedding maps

$$e_M^{a,\gamma} \in \text{Hom}_A(M, M_a), \quad e_{M_a}^M \in \text{Hom}_A(M_a, M) \quad (2.128)$$

that establish isomorphisms

$$M \equiv \bigoplus_{a \in \mathcal{J}_A} n(M, a) M_a. \quad (2.129)$$

Considering for simplicity the case $N = P = Q = M$ in (2.116) we can choose a basis in the space of compact defects of this type labelled by the pairs

$$\left(\left[\bar{\tilde{\Omega}}_{(x,b)a}^\alpha \right]_\gamma^\mu, \left[\tilde{\Omega}_{(x,c)d}^\beta \right]_\sigma^\nu \right) \quad (2.130)$$

where

$$\left[\bar{\tilde{\Omega}}_{(x,b)a}^\alpha \right]_\gamma^\mu = (\text{id}_{X_x} \otimes e_{b,\mu}) \circ \bar{\tilde{\Omega}}_{(x,b)a}^\alpha \circ e_M^{a,\gamma}, \quad \left[\tilde{\Omega}_{(x,c)d}^\beta \right]_\sigma^\nu = e_{d,\nu}^M \circ \tilde{\Omega}_{(x,c)d}^\beta \circ (\text{id}_{X_x} \otimes e_M^{c,\sigma}). \quad (2.131)$$

The multiplication rule (2.115) is modified as

$$\begin{aligned} & \left(\left[\bar{\tilde{\Omega}}_{(x,b')a}^\alpha \right]_{\mu_1}^{\nu_1}, \left[\tilde{\Omega}_{(x,e')f}^\delta \right]_{\mu_2}^{\nu_2} \right) * \left(\left[\bar{\tilde{\Omega}}_{(y,c)b}^\beta \right]_{\mu_3}^{\nu_3}, \left[\tilde{\Omega}_{(y,d)e}^\gamma \right]_{\mu_4}^{\nu_4} \right) \\ &= \delta_{b,b'} \delta_{e,e'} \delta_{\nu_1, \mu_3} \delta_{\mu_2, \nu_4} \sum_{u \in \mathcal{K}_{AA\rho, \sigma, \varphi}} \sum_{\rho} \bar{\text{T}}_{\rho u \sigma, \alpha b \beta}^{(x y c) a} \text{T}_{\delta e \gamma, \rho u \varphi}^{(x y d) f} \left(\left[\bar{\tilde{\Omega}}_{(u,c)a}^\sigma \right]_{\mu_1}^{\nu_3}, \left[\tilde{\Omega}_{(u,d)f}^\varphi \right]_{\mu_4}^{\nu_2} \right) \end{aligned} \quad (2.132)$$

Secondly, we note that the fusion multiplication $*$ and the constructions of the algebras can be extended to bimodules X between different Frobenius algebras. Each interface X and each pair of junctions should be equipped with two more indices labelling the pair of Frobenius algebras. For the pairs representing matching interfaces the multiplication is given by formulae (2.115), (2.132) while in all other cases it should be set to zero.

3 Calculating fusing matrices

In this section we explain the general approach to evaluating the various fusing matrices presented in subsection 2.5. We assume that the fusing matrices of \mathcal{C} , the relevant Frobenius algebras A, B, C and their representations are given. Our goal is to express the fusing matrices Y, T, \dot{T} and $F[A]$ defined in (2.72), (2.79), (2.87) and (2.91) in terms of this data. The construction of those fusing matrices involves 3-object morphisms (vertices) $\tilde{\Lambda}_{(x,y)z}^\alpha$, $\tilde{\Omega}_{(x,a)b}^\beta$ and $\Psi_{(a,i)b}^\gamma$ introduced in (2.45), (2.54) and (2.55). Each of these morphisms can be embedded into the hom-spaces of objects in \mathcal{C} . The embeddings are described by sets of linear equations. Solving these equations gives a representation of those vertices as linear combinations of $\lambda_{(i,j)k}^\alpha$. The 4-object morphisms involved in the definitions of fusion matrices Y, T and \dot{T} can then be expressed in terms of two different bases constructed from $\lambda_{(i,j)k}^\alpha$. As the latter are related by the fusing matrices F of \mathcal{C} we obtain an expression for the new fusing matrices in terms of F and the embedding maps. We are going to explain in detail how this is implemented for the Y -matrix first and then, in lesser detail, for the matrices T, \dot{T} and $F[A]$.

3.1 Y-matrix

The Y-matrices were defined in (2.72) in terms of the junctions (2.45)

$$\tilde{\Lambda}_{(x,y)z}^\alpha \in \text{Hom}_{A|C(P_{x,y})}(X_x \otimes X_y, X_z). \quad (3.1)$$

Here $X_x \in \text{Obj}({}_A\mathcal{C}_B)$, $X_y \in \text{Obj}({}_B\mathcal{C}_C)$, $X_z \in \text{Obj}({}_A\mathcal{C}_C)$ are simple bimodules and

$$\begin{aligned} \text{Hom}_{A|C(P_{x,y})}(X_x \otimes X_y, X_z) &= \{f \in \text{Hom}(\dot{X}_x \otimes \dot{X}_y, \dot{X}_z) \mid f \circ P_{x,y} = f, \\ &f \circ \rho_{x \otimes y} = \rho_z \circ (\text{id}_A \otimes f), f \circ \tilde{\rho}_{x \otimes y} = \tilde{\rho}_z \circ (f \otimes \text{id}_C)\} \end{aligned} \quad (3.2)$$

where P is the projector introduced in (2.29) while $\rho, \tilde{\rho}$ denote the left and right action of an algebra on a bimodule as in definition 2.4. Therefore, $\tilde{\Lambda}_{(x,y)z}^\alpha$ is an element of $\text{Hom}(\dot{X}_x \otimes \dot{X}_y, \dot{X}_z)$ which must satisfy three constraints:

$$\tilde{\Lambda}_{(x,y)z}^\alpha \circ P_{x,y} = \tilde{\Lambda}_{(x,y)z}^\alpha, \quad (3.3a)$$

$$\tilde{\Lambda}_{(x,y)z}^\alpha \circ \rho_{x \otimes y} = \rho_z \circ (\text{id}_A \otimes \tilde{\Lambda}_{(x,y)z}^\alpha), \quad (3.3b)$$

$$\tilde{\Lambda}_{(x,y)z}^\alpha \circ \tilde{\rho}_{x \otimes y} = \tilde{\rho}_z \circ (\tilde{\Lambda}_{(x,y)z}^\alpha \otimes \text{id}_C). \quad (3.3c)$$

To describe the bimodules X_x we introduce as in (2.21) a complete set of embeddings and restrictions

$$b_x^I \in \text{Hom}(\dot{X}_x, U_i), \quad b_I^x \in \text{Hom}(U_i, \dot{X}_x) \quad (3.4)$$

where $I = (i, \alpha)$ is a composite index containing a label i of a simple object in \mathcal{C} and α labels the multiplicities of this object in \dot{X}_x . From now on we will use the notation

$$\mathcal{E}_i^V = \dim \text{Hom}(U_i, V) \quad \text{for any } V \in \text{Obj}(\mathcal{C}). \quad (3.5)$$

Thus $\alpha = 1, \dots, \mathcal{E}_i^{X_x}$. Similarly, we introduce such bases for X_y and X_z . Using these maps we write

$$\tilde{\Lambda}_{(x,y)z}^\alpha = \sum_{I,J,K} \sum_{\beta=1}^{N_{ij}^k} A_{(I,J)K;\alpha\beta}^{(x,y)z} b_K^z \circ \lambda_{(i,j)k}^\beta \circ (b_x^I \otimes b_y^J) \quad (3.6)$$

or graphically

$$= \sum_{I,J,K} \sum_{\beta=1}^{N_{ij}^k} A_{(I,J)K;\alpha\beta}^{(x,y)z} \quad (3.7)$$

Here $I = (i, \rho)$, $J = (j, \sigma)$ and $K = (k, \tau)$ where i, j, k run through the simple objects of \mathcal{C} and ρ, σ and τ are the multiplicity labels $\rho = 1, \dots, \mathcal{E}_i^{X_x}$, $\sigma = 1, \dots, \mathcal{E}_j^{X_y}$, $\tau = 1, \dots, \mathcal{E}_k^{X_z}$. The complex numbers $A_{(I,J)K;\alpha\beta}^{(x,y)z}$ are to be determined by the conditions (3.3).

To proceed we need to introduce more notation. Let $V \in \text{Obj}(\mathcal{C})$. A composite label $I = (i, \rho)$ with $\rho \in \{1, \dots, \mathcal{E}_i^V\}$ labels subobjects of V isomorphic to U_i . We will use the notation

$$I \prec V \quad (3.8)$$

to indicate that U_i is a subobject of V appearing in the direct sum decomposition of V with the specific choice of embedding and restriction ρ . We shall also write $i \prec V$ to indicate that U_i is a subobject of V without any consideration regarding the choice of the embedding.

Using the decomposition (3.7) in the conditions (3.3) we obtain component-wise equations between morphisms which after some manipulations can be used to extract numerical linear equations between the complex numbers $A_{(i,j)k;\alpha\beta}^{(x,y)z}$. From (3.3a) using (2.29) we find a set of linear equations

$$\begin{aligned} & \forall I \prec X_x, \forall J \prec X_y, \forall S \prec X_z, \forall \phi \in \{1, \dots, N_{ij}^s\} \\ & A_{(I,J)S;\alpha\phi}^{(x,y)z} = \\ & \sum_{K \prec B} \sum_{\nu=1}^{\mathcal{E}_k^B} \sum_{P \prec \dot{X}_x} \sum_{\gamma=1}^{N_{pq}^s} \sum_{\delta=1}^{N_{ik}^p} \sum_{\varepsilon=1}^{N_{\bar{k}j}^q} \sum_{\eta=1}^{N_{p\bar{k}}^i} \Delta_0^{(k\mu)(\bar{k}\nu)} \tilde{\rho}_{(I)(K)}^{x(P);\delta} \tilde{\rho}_{(\bar{k}\nu)(J)}^{y(Q);\varepsilon} F_{\gamma q \varepsilon, \eta i \phi}^{(p\bar{k}j)s} G_{\delta p \eta, 0}^{(i k \bar{k})i} A_{(P,Q)S;\alpha\gamma}^{(x,y)z} \end{aligned} \quad (3.9)$$

where Δ are the comultiplication numbers introduced at (2.11). In (3.9) we have used the multi-index notation $I = (i, \rho)$, $J = (j, \sigma)$, $P = (p, \zeta)$, $Q = (q, \xi)$, $S = (s, \eta)$ and $K = (k, \mu)$.

From condition (3.3b) we obtain

$$\begin{aligned} & \forall T \prec A, \forall I \prec X_x, \forall J \prec X_y, \forall q \prec X_x, \forall S \prec X, \\ & \forall \gamma \in \{1, \dots, N_{ti}^q\}, \forall \beta \in \{1, \dots, N_{qj}^s\} \\ & \sum_{\zeta=1}^{\mathcal{E}_q^{X_x}} \rho_{(T)(I)}^{x(Q);\gamma} A_{(Q,J)S;\alpha\beta}^{(x,y)z} = \sum_{K \prec X_z} \sum_{\delta=1}^{N_{ij}^k} \sum_{\varepsilon=1}^{N_{tk}^s} \rho_{(T)(K)}^{z(S);\varepsilon} F_{\varepsilon k \delta, \gamma q \beta}^{(t i j)s} A_{(I,J)K;\alpha\delta}^{(x,y)z}. \end{aligned} \quad (3.10)$$

Finally, from condition (3.3c) we find the equations

$$\begin{aligned} & \forall T \prec C, \forall I \prec X_x, \forall J \prec X_y, \forall q \prec X_z, \forall \delta \in \{1, \dots, N_{ij}^q\}, \\ & \forall S \prec X_z, \forall \varepsilon \in \{1, \dots, N_{qt}^s\} \\ & \sum_{K \prec X_y} \sum_{\gamma=1}^{N_{jt}^k} \sum_{\beta=1}^{N_{ik}^s} \tilde{\rho}_{(J)(T)}^{y(K);\gamma} F_{\beta k \gamma, \delta q \varepsilon}^{(i j t)s} A_{(I,K)S;\alpha\beta}^{(x,y)z} = \sum_{\zeta=1}^{\mathcal{E}_q^{X_z}} \tilde{\rho}_{(Q)(T)}^{z(S);\varepsilon} A_{(I,J)Q;\alpha\delta}^{(x,y)z}. \end{aligned} \quad (3.11)$$

In equations (3.10) and (3.11) we used the multi-index notation $T = (t, \phi)$, $I = (i, \rho)$, $J = (j, \sigma)$, $Q = (q, \zeta)$, $S = (s, \tau)$ and $K = (k, \eta)$.

Suppose now that we have solved the system of equations given in (3.9), (3.10) and (3.11). In order to solve (2.72) for the Y-matrix elements we have to compose that equation

with a morphism dual to one of the diagrams appearing on the right-hand side. To find a suitable dual morphism we introduce a basis

$$\tilde{\bar{\Lambda}}_{(x,y)z}^\gamma = \sum_{I,J,K} \bar{A}_{(I,J)K;\gamma\delta}^{(x,y)z} (b_x^I \otimes b_y^J) \circ \bar{\lambda}_{(i,j)k}^\delta \circ b_z^K \quad (3.12)$$

that is dual to the $\tilde{\Lambda}_{(x,y)z}^\alpha$ introduced in (3.6), in the sense that the following equation is satisfied

$$\tilde{\Lambda}_{(x,y)w}^\alpha \circ \tilde{\bar{\Lambda}}_{(x,y)z}^\gamma = \delta_{\alpha,\gamma} \delta_{z,w} \text{id}_{X_z}. \quad (3.13)$$

Using the two decompositions (3.6) and (3.12) in (3.13) we obtain the normalisation condition in terms of the coefficients A and \bar{A}

$$\sum_{I,J} \sum_{\beta=1}^{N_{ij}^k} \sum_{\varphi=1}^{\mathcal{E}_k^{X_z}} A_{(I,J)(k\tau);\alpha\beta}^{(x,y)w} \bar{A}_{(I,J)(k\varphi);\gamma\beta}^{(x,y)z} = \delta_{\alpha,\gamma} \delta_{z,w} \quad \forall K \prec X_z. \quad (3.14)$$

Considering the numbers $A_{(I,J)K;\alpha\beta}^{(x,y)z}$ known since they can be evaluated by the procedure described earlier in this subsection, we will treat (3.14) as a set of linear equations that one can solve⁷ to obtain the numbers $\bar{A}_{(I,J)K;\gamma\beta}^{(x,y)z}$.

To evaluate the Y-matrices we use the decomposition (3.7) in both sides of equation (2.72), perform the category \mathcal{C} F-move on the left hand side and then compose both sides with the morphism given by the diagram

$$\sum_{I'',J'',K''} \sum_{Q'' \prec X_{v'}} \sum_{S'' \prec X_w} \sum_{\theta'',\xi''} \bar{A}_{(Q'',K'')S'';\delta'\xi''}^{(v',z)w} \bar{A}_{(I'',J'')Q'';\gamma'\theta''}^{(x,y)z} \quad (3.15)$$

where we used the multi-index notation $I'' = (i'', \rho'')$, $J'' = (j'', \sigma'')$, $K'' = (k'', \tau'')$, $Q'' = (q'', \eta'')$ and $S'' = (s'', \phi'')$. Performing the composition and using the normalisation equation (3.14) we obtain the following expression for the Y-matrix elements which holds for all $S \prec X_w$:

$$Y_{\alpha u \beta, \gamma v \delta}^{(x y z) w} = \sum_{\substack{I \prec X_x \\ J \prec X_y \\ K \prec X_z}} \sum_{\substack{P \prec X_u \\ Q \prec X_v}} \sum_{\zeta=1}^{N_{jk}^p} \sum_{\varepsilon=1}^{N_{ij}^s} \sum_{\theta=1}^{N_{ij}^q} \sum_{\xi=1}^{N_{qk}^s} \sum_{\phi''=1}^{\mathcal{E}_s^{X_w}} F_{\varepsilon p \zeta, \theta q \xi}^{(i j k) s} A_{(J,K)P;\beta\zeta}^{(y,z)u} A_{(I,P)S;\alpha\varepsilon}^{(x,u)w} \bar{A}_{(I,J)Q;\gamma\theta}^{(x,y)v} \bar{A}_{(Q,K)s\phi'';\delta\xi}^{(v,z)w} \quad (3.16)$$

where $S = (s, \phi)$.

⁷The existence of solutions is an assumption that is to be checked in any concrete calculation.

This procedure for finding Y simplifies dramatically in the following case which is relevant for the free boson theory that we will encounter in the next section. Consider a modular tensor category \mathcal{C} with the fusion rules between simple objects $U_i \otimes U_j \cong U_k$. In other words, the tensor product of U_i and U_j has a direct sum decomposition in terms of simple objects containing a single simple object U_k where k is uniquely determined by the input labels i, j . Essentially, this means that every object is a simple current. Similarly, let A be a Frobenius algebra in \mathcal{C} and suppose that the tensor product of simple A - A -bimodules satisfies $X_x \otimes_A X_y \cong X_z$. Finally, we assume the further property that $\dim \text{Hom}(U_i, \dot{X}_x) \in \{0, 1\}$. Let us summarize this special case in a set of equations

$$U_i \otimes U_j \cong U_k \quad (3.17a)$$

$$X_x \otimes_A X_y \cong X_z \quad (3.17b)$$

$$\dim \text{Hom}(U_i, \dot{X}_x) \in \{0, 1\} \quad (3.17c)$$

Then, in this case, the definition of the Y -matrix elements reads

$$= Y_{u,v}^{(xyz)w} \quad (3.18)$$

where we restrict to the case where all the bimodules involved are A - A -bimodules, they label topological defects within the same RCFT. The decomposition (3.7) also becomes simpler and takes the form

$$= \sum_{i,j} A_{(i,j)k}^{(x,y)z} \quad (3.19)$$

where recall that k is determined by i and j . Using this decomposition in the definition (3.18) and performing an F-move on the left-hand side we can compare the resulting morphisms component by component and obtain

$$Y_{u,v}^{(xyz)w} = \frac{A_{(j,k)p}^{(y,z)u} A_{(i,p)s}^{(x,u)w}}{A_{(i,j)q}^{(x,y)v} A_{(q,k)s}^{(v,z)w}} F_{p,q}^{(i,j)k} s, \quad \forall i \prec X_x, \forall j \prec X_y, \forall k \prec X_z \quad (3.20)$$

The matrix elements $Y_{u,v}^{(xyz)w}$ are non-zero only if the labels w, u, v are the unique labels that satisfy

$$X_w \cong (X_x \otimes_A X_y) \otimes_A X_z, \quad X_u \cong X_y \otimes_A X_z \quad \text{and} \quad X_v \cong X_x \otimes_A X_y$$

and s, p, q are the unique labels that satisfy

$$U_s \cong U_i \otimes U_j \otimes U_k, \quad U_p \cong U_j \otimes U_k \quad \text{and} \quad U_q \cong U_i \otimes U_j \quad (3.21)$$

These selection rules stem from the fusion rules (3.17) and they demand that none of the junction spaces appearing in the definition (3.18) is zero-dimensional. For these reasons, if we work in the special case of the form (3.17) we will usually omit the labels w, u, v when presenting the non-zero elements $Y_{u,v}^{(xyz)w}$.

3.2 T-matrix

To calculate the matrix elements of \mathbb{T} we are going to use the same procedure as the one described in the previous subsection, hence we will omit some of the details that we have already been through.

The starting point is the definition (2.79) where we notice the first difference from the previous subsection, namely that it involves one junction of type $\tilde{\Omega}$ introduced in (2.54). The second difference is that instead of a C - D simple bimodule X_z we now have a simple C -module M_a . Nevertheless, the fact that X_z has a right module structure was never used in the previous subsection. The first step is to decompose the $\tilde{\Omega}$ morphisms in terms of λ morphisms. Recall that

$$\tilde{\Omega}_{(x,a)b}^\alpha \in \text{Hom}_{A|\mathbf{1}_{(P_{x,a})}}(X_x \otimes M_a, M_b) \quad (3.22)$$

where

$$\text{Hom}_{A|\mathbf{1}_{(P_{x,a})}}(X_x \otimes M_a, M_b) = \{f \in \text{Hom}(\dot{X}_x \otimes \dot{M}_a, \dot{M}_b) \mid f \circ P_{x,a} = f, f \circ \rho_{x \otimes a} = \rho_b \circ (\text{id}_A \otimes f)\}. \quad (3.23)$$

Hence, the basis $\tilde{\Omega}_{(x,a)b}^\alpha$ of $\text{Hom}_{A|\mathbf{1}_{(P_{x,a})}}(X_x \otimes M_a, M_b)$ must satisfy two conditions

$$\tilde{\Omega}_{(x,a)b}^\alpha \circ P_{x,a} = \tilde{\Omega}_{(x,a)b}^\alpha \quad (3.24a)$$

$$\tilde{\Omega}_{(x,a)b}^\alpha \circ \rho_{x \otimes a} = \rho_b \circ (\text{id}_A \otimes \tilde{\Omega}_{(x,a)b}^\alpha). \quad (3.24b)$$

We can express these bases $\tilde{\Omega}_{(x,a)b}^\alpha$ in terms of $\lambda_{(i,j)k}^\beta$ as

$$\begin{array}{c} M_b \\ | \\ \square \alpha \\ / \quad \backslash \\ X_x \quad M_a \end{array} = \sum_{I,J,K} \sum_{\beta=1}^{N_{ij}^k} B_{(I,J)K;\alpha\beta}^{(x,a)b} \begin{array}{c} M_b \\ | \\ \triangle \tau \\ | \\ U_k \beta \\ / \quad \backslash \\ U_i \quad U_j \\ / \quad \backslash \\ \triangle \rho \quad \triangle \sigma \\ | \quad | \\ X_x \quad M_a \end{array} \quad (3.25)$$

for some complex numbers $B_{(I,J)K;\alpha\beta}^{(x,a)b}$. Using this decomposition (3.25) in the two conditions (3.24) we obtain two equations involving $B_{(I,J)K;\alpha\beta}^{(x,a)b}$ which are identical to those in the previous subsection, namely (3.9) and (3.10). This is due to the fact that we never used the right action of C on the bimodule X_y so that all the manipulations we did to arrive at (3.9) and (3.10) are allowed and can be used in (3.24). Note that some adjustments to the notation in (3.9) and (3.10) must be made, namely we have to replace X_y, X_z with M_a, M_b respectively as well as replace the numbers A with B . After doing that, the two equations derived from (3.24) have the exact same form as (3.9) and (3.10). These provide a system of linear equations to determine the coefficients $B_{(I,J)K;\alpha\beta}^{(x,a)b}$.

Suppose now that we have obtained $B_{(I,J)K;\alpha\beta}^{(x,a)b}$. To find the T-matrix elements we first introduce the numbers $\bar{B}_{(I,J)K;\alpha\beta}^{(x,a)b}$ in the same way as the \bar{A} coefficients are introduced in (3.12) as the coefficients in the decomposition of the dual morphism $\tilde{\Omega}_{(x,a)b}^\alpha$ in terms of $\bar{\lambda}_{(i,j)k}^\beta$. The numbers \bar{B} can be obtained from the normalisation condition

$$\tilde{\Omega}_{(x,a)b}^\alpha \circ \bar{\Omega}_{(x,a)b}^\beta = \delta_{\alpha,\beta} \text{id}_{M_b}. \quad (3.26)$$

Furthermore, using the decomposition (3.25) in both sides of (2.79) and composing both sides with a suitable morphism involving the coefficients $\bar{B}_{(I,J)K;\alpha\beta}^{(x,a)b}$ we find the following expression

$$\mathbb{T}_{\alpha b \beta, \gamma v \delta}^{(x y a) c} = \sum_{\substack{I \prec X_x \\ J \prec X_y \\ K \prec M_a}} \sum_{\substack{P \prec M_b \\ Q \prec X_v}} \sum_{\zeta=1}^{N_{jk}^p} \sum_{\varepsilon=1}^{N_{ip}^s} \sum_{\theta=1}^{N_{ij}^q} \sum_{\xi=1}^{N_{qk}^s} \sum_{\phi''=1}^{\varepsilon_s^{M_c}} F_{\varepsilon p \zeta, \theta q \xi}^{(i j k) s} B_{(J,K)P;\beta\zeta}^{(y,a)b} B_{(I,P)S;\alpha\varepsilon}^{(x,b)c} \bar{A}_{(I,J)Q;\gamma\theta}^{(x,y)v} \bar{B}_{(Q,K)S;\phi'';\delta\xi}^{(v,a)c} \quad (3.27)$$

that holds for any $S = (s, \phi) \prec M_c$.

In the special case described in (3.17), with the additional assumptions

$$X_x \otimes_A M_a \cong M_b \quad (3.28a)$$

$$\dim \text{Hom}(U_i, M_a) \in \{0, 1\} \quad (3.28b)$$

where b is uniquely determined by the input labels x and a we obtain

$$\mathbb{T}_{b,v}^{(x y a) c} = \frac{B_{(j,k)p}^{(y,a)b} B_{(i,p)s}^{(x,b)c}}{A_{(i,j)q}^{(x,y)v} B_{(q,k)s}^{(v,a)c}} F_{p,q}^{(i j k) s}, \quad \forall i \prec X_x, \forall j \prec X_y, \forall k \prec M_a. \quad (3.29)$$

The matrix elements $\mathbb{T}_{b,v}^{(x y a) c}$ are non-zero only if the labels c, b, v are the unique labels that satisfy

$$M_c \cong (X_x \otimes_A X_y) \otimes_A M_a, \quad M_b \cong X_y \otimes_A M_a \quad \text{and} \quad X_v \cong X_x \otimes_A X_y$$

and s, p, q are the unique labels that satisfy

$$U_s \cong U_i \otimes U_j \otimes U_k, \quad U_p \cong U_j \otimes U_k \quad \text{and} \quad U_q \cong U_i \otimes U_j.$$

For these reasons, if we work in this special case where (3.17) and (3.28) hold, we will usually omit the labels c, b, v when presenting the non-zero elements $\mathbb{T}_{b,v}^{(x y a) c}$.

3.3 \dot{T} -matrix

To obtain the fusing matrix \dot{T} defined in (2.87) we proceed in the same way as we did in the two previous subsections. We first decompose the junction morphisms of the form $\Psi_{(a,j)b}^\alpha$ introduced in (2.55) in terms of the morphisms $\lambda_{(i,j)k}^\beta$ as

$$= \sum_{I,K} \sum_{\beta=1}^{N_{ij}^k} C_{(I)K;\alpha\beta}^{(a,j)b} \quad (3.30)$$

where $C_{(I)K;\alpha\beta}^{(a,j)b}$ are complex numbers to be determined by the condition of $\Psi_{(a,j)b}^\alpha$ being an A -module intertwiner:

$$\Psi_{(a,j)b}^\alpha \circ \rho_{a \otimes j} = \rho_b \circ (\text{id}_A \otimes \Psi_{(a,j)b}^\alpha) \quad (3.31)$$

Using (3.30) in the last equation leads to a system of linear equations:

$$\forall T \prec A, \forall I \prec M_a, \forall q \prec M_a, \forall S \prec M_b, \\ \forall \gamma \in \{1, \dots, N_{ti}^q\}, \forall \beta \in \{1, \dots, N_{qj}^s\} \quad \text{the following holds:}$$

$$\sum_{\zeta=1}^{\mathcal{E}_q^{M_a}} \rho_{(T)(I)}^{a(Q);\gamma} C_{(Q)S;\alpha\beta}^{(a,j)b} = \sum_{K \prec M_b} \sum_{\delta=1}^{N_{ij}^k} \sum_{\varepsilon=1}^{N_{tk}^s} \rho_{(T)(K)}^{b(S);\varepsilon} F_{\varepsilon k \delta, \gamma q \beta}^{(t i j) s} C_{(I)K;\alpha\delta}^{(a,j)b} \quad (3.32)$$

where $Q = (q, \zeta)$.

Suppose now that we have obtained these numbers $C_{(I)K;\alpha\beta}^{(a,j)b}$. To evaluate the \dot{T} matrix elements we introduce the numbers $\bar{C}_{(I)K;\alpha\beta}^{(a,j)b}$ in the same way as the \bar{A} coefficients are introduced in (3.12) as the coefficients in the decomposition of the dual morphism $\bar{\Psi}_{(a,j)b}^\alpha$ in terms of $\bar{\lambda}_{(i,j)k}^\beta$. The numbers \bar{C} can be obtained from the normalisation condition

$$\Psi_{(a,j)b}^\alpha \circ \bar{\Psi}_{(a,j)b}^\beta = \delta_{\alpha,\beta} \text{id}_{M_b} \quad (3.33)$$

Subsequently, using the decomposition (3.30) in both sides of (2.87) and composing with a suitable morphism we find the following expression

$$\dot{T}_{\alpha\beta\gamma d\delta}^{(x a k)c} = \sum_{\substack{I \prec X_x \\ J \prec M_a}} \sum_{\substack{P \prec M_b \\ Q \prec M_d}} \sum_{\zeta=1}^{N_{jk}^p} \sum_{\varepsilon=1}^{N_{ip}^s} \sum_{\theta=1}^{N_{ij}^q} \sum_{\xi=1}^{N_{qk}^s} \sum_{\phi''=1}^{\mathcal{E}_s^{M_c}} F_{\varepsilon p \zeta, \theta q \xi}^{(i j k) s} C_{(J)P;\beta\zeta}^{(a,k)b} B_{(I,P)S;\alpha\varepsilon}^{(x,b)c} \bar{B}_{(I,J)Q;\gamma\theta}^{(x,a)d} \bar{C}_{(Q)S\phi'';\delta\xi}^{(d,k)c} \quad (3.34)$$

that holds for all $S = (s, \phi) \prec M_c$.

In the special case described by

$$U_i \otimes U_j \cong U_k \quad (3.35a)$$

$$X_x \otimes_A X_y \cong X_z \quad (3.35b)$$

$$\dim \text{Hom}(U_i, \dot{X}_x) \in \{0, 1\} \quad (3.35c)$$

$$X_w \otimes_A M_a \cong M_b \quad (3.35d)$$

$$\dim \text{Hom}(U_i, \dot{M}_a) \in \{0, 1\} \quad (3.35e)$$

$$M_c \otimes U_i \cong M_c \quad (3.35f)$$

we find

$$\dot{T}_{b,d}^{(xak)c} = \frac{C^{(a,k)b} B^{(x,b)c}}{B^{(x,a)d} C^{(d,k)c}} F_{p,q}^{(ijk)s}, \quad \forall i \prec X_x, \forall j \prec M_a \quad (3.36)$$

Here all possible fusion structures between simple objects are group-like. For example, while the tensor product $X_w \otimes_A M_a$ is always an A -module, the restriction (3.35d) means that it should be irreducible. Each irreducible defect thus acts on the set of all irreducible modules.

The matrix elements $\dot{T}_{b,d}^{(xak)c}$ are non-zero only if the labels c, b, d are the unique labels that satisfy

$$M_c \cong (X_x \otimes_B M_a) \otimes U_k, \quad M_b \cong M_a \otimes U_k \quad \text{and} \quad M_d \cong X_x \otimes_B M_a \quad (3.37)$$

and s, p, q are the unique labels that satisfy

$$U_s \cong U_i \otimes U_j \otimes U_k, \quad U_p \cong U_j \otimes U_k \quad \text{and} \quad U_q \cong U_i \otimes U_j.$$

For these reasons, if we work in the special case of the form (3.35) we will usually omit the labels c, b, d when presenting the non-zero elements $\dot{T}_{b,d}^{(xak)c}$.

3.4 $F[A]$ -matrix

To calculate the fusing matrix $F[A]$ we start from the definition (2.91) and use the decomposition (3.30) of the junctions Ψ . Suppose now that we have obtained the complex coefficients $C_{(I,j)K;\alpha\beta}^{(a,j)b}$ as a solution of the system (3.32). Then the entries of the $F[A]$ matrices are given by the following expression which holds for any $S \prec M_c$

$$F[A]_{\alpha p \beta, \gamma b \delta}^{(ajk)c} = \sum_{I \prec M_a} \sum_{Q \prec M_b} \sum_{\varepsilon=1}^{N_{ip}^s} \sum_{\zeta=1}^{N_{ij}^q} \sum_{\eta=1}^{N_{qk}^s} \sum_{\phi''=1}^{\mathcal{E}_s^{M_c}} F_{\varepsilon p \beta, \zeta q \eta}^{(ijk)s} C_{(I)S;\alpha\varepsilon}^{(a,p)c} \bar{C}_{(Q)s\phi'';\delta\eta}^{(b,k)c} \bar{C}_{(I)Q;\gamma\zeta}^{(a,j)b} \quad (3.38)$$

where $S = (s, \phi)$.

In the special case described by (3.35) we find

$$F[A]_{p,b}^{(ajk)c} = \frac{C_{(i)s}^{(a,p)c}}{C_{(i)q}^{(a,j)b} C_{(q)s}^{(b,k)c}} F_{p,q}^{(ijk)s}, \quad \forall i \prec M_a. \quad (3.39)$$

The matrix elements $F[A]_{p,b}^{(a,j,k)c}$ are non-zero only if the labels c, p, b are the unique labels that satisfy

$$M_c \cong (M_a \otimes U_j) \otimes U_k, \quad U_p \cong U_j \otimes U_k \quad \text{and} \quad M_b \cong M_a \otimes U_j \quad (3.40)$$

and s, q are the unique labels that satisfy

$$U_s \cong U_i \otimes U_j \otimes U_k \quad \text{and} \quad U_q \cong U_i \otimes U_j.$$

Therefore, whenever we work in this special case we are going to omit the labels s, p, b when presenting the non-zero elements $F[A]_{p,b}^{(a,j,k)s}$. Moreover, in this case where we have no multiplicities for the relevant junction spaces, the boundary OPE coefficients (2.93) take the form

$$C_{j,k}^{(abc)p} = G[A]_{b,p}^{(a,j,k)c}. \quad (3.41)$$

4 Free boson compactified on a circle

In this section, we apply the techniques described earlier in this paper in order to evaluate the various fusing matrices introduced in section 2.5 for the conformal field theory of a free boson compactified at a radius of rational square.

4.1 Generalities

We will now introduce all the relevant quantities such as the modular tensor category, the symmetric special Frobenius algebras and their representation theory for the free boson theory. The description of these objects will be brief since in this paper we consider them as given data. More details and results are presented in [7, 9, 42].

First, we recall that the chiral symmetry algebra of the free boson $\phi(z)$ is a Heisenberg affine Lie algebra $\hat{\mathfrak{u}}(1)$. For any $N \in \mathbb{Z}_{>0}$ this algebra can be extended by the two vertex operators $W_N^\pm(z) =: e^{\pm 2i\sqrt{2N}\phi(z)} :.$ The resulting extended chiral algebra, denoted by $\hat{\mathfrak{u}}(1)_N$, is rational with $2N$ inequivalent irreducible highest weight representations, labelled $U_0, U_1, \dots, U_{2N-1}$.

We denote by \mathcal{U}_N the modular tensor category formed by these representations. A special feature of this category that will simplify calculations is the fact that the dimensions N_{ij}^k of all coupling spaces $\text{Hom}(U_i \otimes U_j, U_k)$ are either 0 or 1. More specifically the fusion, which furnishes the group \mathbb{Z}_{2N} is found to be

$$U_k \otimes U_l \cong U_{[k+l]} \quad \text{where} \quad [k+l] = k+l \bmod 2N \in \mathcal{I}. \quad (4.1)$$

The dual of k is $\bar{k} = 2N - k$ and all simple objects have quantum dimension $\dim(U_k) = 1$. Under a suitable choice of bases (2.2), the braiding and fusing matrices are given by

$$R^{(kl)[k+l]} = e^{-\pi ikl/2N}, \quad F_{[s+t][r+s]}^{(rst)[r+s+t]} = (-1)^{r\sigma(s+t)} \quad (4.2)$$

where $\sigma(s+t) = 0$ if $s+t < 2N$ and $\sigma(s+t) = 1$ otherwise. We denote the bases of $\text{Hom}(U_i \otimes U_j, U_k)$ for which those equalities hold by $\lambda_{(i,j)k}$. Notice that the fusing matrices

in (4.2) only depend on the first three upper indices. Hence, in the following we will usually denote them as $F^{(rst)}$ with the understanding that this stands for the only non-zero matrix element of $F^{(rst)}$. Furthermore, it follows from the explicit form (4.2) that the F-matrices coincide with their inverse

$$F^{(rst)} = G^{(rst)}. \quad (4.3)$$

Now we turn to describing the Frobenius algebras in \mathcal{U}_N . For this free boson theory, we will consider haploid special symmetric Frobenius algebras in \mathcal{U}_N . The additional property of haplidity corresponds to the uniqueness of the boundary vacuum state. Every boundary condition of a full CFT gives rise to a special symmetric Frobenius algebra and all such algebra objects are Morita equivalent. It turns out that there is always a haploid representative of each Morita equivalence class. Furthermore, due to the fact that the quantum dimensions of the simple objects of \mathcal{U}_N are all 1, the algebra object is additionally of the simple current type. Frobenius algebras which have all of these properties are called *Schellekens algebras* and they are studied in [9].

Every haploid special symmetric Frobenius algebra in \mathcal{U}_N is isomorphic to one of the algebras A_r defined as follows (see [9, Section 3.3]). As an object in \mathcal{U}_N we have

$$A_r = \bigoplus_{a=0}^{r-1} U_{2aN/r} \quad \text{where } r \in \mathbb{Z}_{>0} \text{ divides } N. \quad (4.4)$$

For $a \in \mathbb{Z}_r$ we denote by $\iota_a \in \text{Hom}(U_{2aN/r}, A_r)$ and $j_a \in \text{Hom}(A_r, U_{2aN/r})$ embedding and restriction morphisms for the subobject $U_{2aN/r}$ of A_r with $j_a \circ \iota_a = \text{id}_{U_{2aN/r}}$. We can choose the multiplication and the unit morphism of A_r to be

$$m = \sum_{a,b=0}^{r-1} \iota_{a+b} \circ \lambda_{(2aN/r, 2bN/r)[2(a+b)N/r]} \circ (j_a \otimes j_b) \quad \text{and} \quad \eta = \iota_0. \quad (4.5)$$

The compactification radius is related to r and N by

$$R = \frac{r}{\sqrt{2N}} \quad (4.6)$$

so that different algebra objects correspond to different compactification radii. A rational free boson model is thus specified by the two numbers: N and r which completely characterise the modular tensor category and the Frobenius algebra respectively.

For the left A_r -modules one finds that every simple module is isomorphic to an induced module $\text{Ind}_{A_r}(U_k)$, and that the induced modules $\text{Ind}_{A_r}(U_k)$ and $\text{Ind}_{A_r}(U_l)$ are isomorphic if and only if $k \equiv l \pmod{2N/r}$. Hence, there are $2N/r$ distinct simple left A_r -modules which we denote $M_f^{(r)}$, $f \in \mathcal{J}_{A_r}$ where $\mathcal{J}_{A_r} = \{0, 1, \dots, \frac{2N}{r} - 1\}$. Furthermore, there is an additional simplification for this model: the dimensions of the hom-spaces $\text{Hom}(U_i, A_r \otimes U_k)$ for the subobjects of the induced modules are either 0 or 1. The representation numbers (2.24) are found to be

$$\rho_{(a)(i)}^{M_f^{(r)[a+i]}} = 1 \quad (4.7)$$

where $a \prec A_r$ and $i \prec M_f$.

Regarding A_r - A_r -bimodules, the simple A_r -bimodules are labelled by elements of the abelian group

$$G^{(r,N)} = H^* \times_H \text{Pic}(\mathcal{U}_N) \quad (4.8)$$

where $\text{Pic}(\mathcal{U}_N) = \mathbb{Z}_{2N}$ and $H = \mathbb{Z}_r$ is embedded in $\text{Pic}(\mathcal{U}_N)$ via $\tilde{i}(a) = 2aN/r$ (see [16, Section 5]). We will label elements of H^* by $x \in \mathbb{Z}_r$ via

$$\psi_x(a) = e^{-2\pi i x a / r}. \quad (4.9)$$

The action of $h \in H$ on $k \in \text{Pic}(\mathcal{U}_N)$ is $h.k = k + \tilde{i}(h)$. Thus we have

$$G^{(r,N)} = \mathbb{Z}_r \times_{\mathbb{Z}_r} \mathbb{Z}_{2N} \quad (4.10)$$

where the product over \mathbb{Z}_r implies the identification $(a, k + 2N/r) = (a + N/r, k)$.

Now for each $\psi \in H^*$ it turns out [16, Section 5.1] that we can construct an automorphism of A_r as

$$t_\psi := \bigoplus_{h \in H} \psi(h) \text{id}_{U_{2hN/r}}. \quad (4.11)$$

Then, a simple bimodule corresponding to an element $(\psi, k) \in G^{(r,N)}$ is given by $\alpha_{A_r}^+(U_k)_{t_\psi}$, that is an alpha-induced bimodule for which the right action of A_r is twisted by the automorphism t_ψ . More specifically, the underlying object is $A_r \otimes U_k$ while the left and right actions are

$$\rho_{A_r}^{\alpha^+(U_k)_{t_\psi}} = m \otimes \text{id}_{U_k}, \quad \tilde{\rho}_{A_r}^{\alpha^+(U_k)_{t_\psi}} = (m \otimes \text{id}_{U_k}) \circ (\text{id}_{A_r} \otimes c_{U_k, A_r}) \circ (\text{id}_{A_r \otimes U_k} \otimes t_\psi). \quad (4.12)$$

The representation numbers for the left action are of the same form as (4.7) while for the right action we have $\forall i \prec A_r \otimes U_k$:

$$\tilde{\rho}_{(i)(a)}^{M_f [i+a]} = R^{(ka)[k+a]} \tau_\psi(a) \quad (4.13)$$

where M_f denotes a right A_r -module with underlying object $A_r \otimes U_k$ and τ is a number depending on the twist t_ψ and the subobject $a \prec A$. The fusion of two such bimodules is given by the group operation in $G^{(r,N)}$.

It is useful to label the bimodules by another group which is isomorphic to $G^{(r,N)}$, namely

$$\tilde{G}^{(r,N)} = \left(\mathbb{Z}_r \times \mathbb{Z}_{\frac{N}{r}} \times \mathbb{Z} \right) / \langle (1, 1, -2) \rangle \quad (4.14)$$

where $\langle (1, 1, -2) \rangle$ denotes the subgroup generated by the element $(1, 1, -2)$. Notice that every element of $\tilde{G}^{(r,N)}$ can be written either as $(a, b, 0)$ or $(a, b, 1)$ for suitable a, b , hence the order of the group is $2N$. The simple A_r -bimodules labelled by this group will be denoted $B_{(a,b,\rho)}^{(r)}$ for $(a, b, \rho) \in \tilde{G}^{(r,N)}$. Let us note that for arbitrary $N, r \in \mathbb{Z}_{>0}$ with r dividing N we find that

$$\left(\mathbb{Z}_r \times \mathbb{Z}_{\frac{N}{r}} \times \mathbb{Z} \right) / \langle (1, 1, -2) \rangle \cong \mathbb{Z}_{\text{gcd}(r, \frac{N}{r})} \times \mathbb{Z}_{2\text{lcm}(r, \frac{N}{r})}. \quad (4.15)$$

The fusion of topological defects corresponds to the tensor product over A_r which is given by the group operation in $\tilde{G}^{(r,N)}$:

$$B_{(a,b,\rho)}^{(r)} \otimes_{A_r} B_{(c,d,\sigma)}^{(r)} \cong B_{(a+c, b+d, \rho+\sigma)}^{(r)} \quad (4.16)$$

while the fusion of a topological defect to a conformal boundary is found to be

$$B_{(a,b,\rho)}^{(r)} \otimes_{A_r} M_f^{(r)} \cong M_{f+2b+\rho}^{(r)}. \quad (4.17)$$

Notice that the free boson theory described here is a simple current theory [9] and in particular has the properties of the special case described in (3.35). This implies that we can use the simple formulae (3.20), (3.29), (3.36) and (3.39) for the fusing matrices. Furthermore, the equations (3.9), (3.10) and (3.11) for calculating the coefficients $A_{(I,J)K;\alpha\beta}^{(x,y)z}$ greatly simplify in this special case. The same can be said for the corresponding equations for calculating the numbers $B_{(I,J)K;\alpha\beta}^{(x,a)b}$ and $C_{(I)K;\alpha\beta}^{(a,j)b}$.

In fact, we can derive a general result for the numbers $C_{(I)K;\alpha\beta}^{(a,j)b}$ as well as the related $F[A]$ matrices that holds for any choice of parameters N and r . These coefficients are required to satisfy (3.32) which in our free boson theory takes the simple form

$$C_{([t+i][t+i+j])}^{(a,j)b} = C_{(i)[i+j]}^{(a,j)b}, \quad \forall i \prec M_a, \forall t \prec A. \quad (4.18)$$

This equation is the result of the explicit form of the Frobenius algebras (4.4), the triviality of the representation numbers (4.7) as well as the F fusing matrices (4.2). Recall that (4.18) provides a linear system of equations for each admissible triple (a, j, b) which satisfy $\dim \text{Hom}(M_a \otimes U_j, M_b) \neq 0$. For each such triple, we find that the solution of this system is

$$C_{(i)[i+j]}^{(a,j)b} = \begin{cases} \tilde{C}^{(a,j)b} & \text{if } U_i \text{ is a subobject of } M_a \\ 0 & \text{otherwise.} \end{cases} \quad (4.19)$$

for any $\tilde{C}^{(a,j)b} \in \mathbb{C}$. In the following, we shall always use the choice of normalisation

$$\tilde{C}^{(a,j)b} = 1, \quad \text{for all admissible triples } (a, j, b). \quad (4.20)$$

Using this result in (3.39), we find that the fusing matrices $F[A]$ coincide with F for any choice of N and r :

$$F[A]^{(ajk)} = F^{(ijk)} = (-1)^{i\sigma(j+k)}, \quad \forall i \prec M_a. \quad (4.21)$$

Let us briefly discuss the boundary operators in these free boson theories which will be important when we consider boundary RG flows. Firstly, we would like to know which boundary operators can live on a single irreducible conformal boundary. In other words, we want to find the non-trivial morphisms

$$\Psi_{(f,i)f} \in \text{Hom}_{A_r}(M_f \otimes U_i, M_f), \quad i \neq 0 \quad (4.22)$$

where M_f is the left A_r -module labelling an irreducible conformal boundary condition. Using the fusion rules for the free boson theory we can see that

$$M_f \otimes U_i \cong M_{f+i \bmod 2N/r}, \quad (4.23)$$

hence the hom-space in (4.22) has non-zero dimension if

$$i = 0 \bmod 2N/r. \quad (4.24)$$

Secondly, we are interested in the relevant boundary operators, that is, operators with conformal dimension $\Delta < 1$ that can trigger an RG flow. In the free boson theory discussed above, the conformal weight of a boundary operator labelled by $i \in \mathcal{I}$ is

$$\Delta(i) = \begin{cases} \frac{1}{4N}i^2 & \text{for } i \leq N \\ \frac{1}{4N}(2N-i)^2 & \text{for } i > N \end{cases} \quad (4.25)$$

from which we conclude that a boundary operator $\Psi_{(f,i)f}$ is relevant if i satisfies

$$\begin{aligned} i &< 2\sqrt{N} && \text{for } i \leq N \\ i &> 2N - 2\sqrt{N} && \text{for } i > N. \end{aligned} \quad (4.26)$$

The two lines in the above equation correspond to charge conjugation which does not change the dimension. The only self-conjugate boundary operator is the one with $i = N$.

Finally, we remind the reader of our convention for the indices in the fusing matrices. Since the fusion rules for the free boson theory are simple, some indices can be omitted. For example, as explained at the end of section 3.1 the matrix elements $Y_{u,v}^{(xyz)w}$ will be denoted $Y^{(xyz)}$. Similar considerations apply to the other fusing matrices (3.29), (3.36) and (3.39). Namely, we will omit the final upper index as well as both lower indices when presenting the non-zero matrix elements of T , \mathring{T} and ${}^{(1)}F$.

4.2 Fusing matrices of the $N = 2, r = 2$ model

In this model, there are four distinct simple objects of the category \mathcal{U}_2 denoted $\{U_i, i = 0, \dots, 3\}$ and satisfying fusion rules corresponding to the addition in \mathbb{Z}_4 . The algebra object with $r = 2$ is found to be

$$A_2 = U_0 \oplus U_2 \quad (4.27)$$

with the multiplication given by (4.5) for $N = 2 = r$.

There are two distinct simple left A_2 -modules

$$M_0 = (A_2 \otimes U_0, m \otimes \text{id}_{U_0}), \quad M_1 = (A_2 \otimes U_1, m \otimes \text{id}_{U_1}) \quad (4.28)$$

where for the underlying objects we find the following decompositions into simple objects of \mathcal{U}_2

$$\mathring{M}_0 = A_2 \otimes U_0 \cong U_0 \oplus U_2 = A_2 \quad \text{and} \quad \mathring{M}_1 = A_2 \otimes U_1 \cong U_1 \oplus U_3. \quad (4.29)$$

For the twist automorphisms we have two possible values of $x \in \mathbb{Z}_2$ which lead to

$$\psi_0(a) = 1 \quad \text{and} \quad \psi_1(a) = e^{-\pi ia}. \quad (4.30)$$

Thus, using (4.11) we find

$$t_0 = \text{id}_{U_0} \oplus \text{id}_{U_2} \quad \text{and} \quad t_1 = \text{id}_{U_0} \oplus (-\text{id}_{U_2}). \quad (4.31)$$

The t_0 is trivial so that there are four distinct simple A_2 - A_2 -bimodules with their corresponding labels in $G^{(2,2)}$:

$$\begin{aligned} X_0 &:= \alpha_{A_2}^+(U_0) \longleftrightarrow (0,0) & X_1 &:= \alpha_{A_2}^+(U_1) \longleftrightarrow (0,1) \\ X_2 &:= \alpha_{A_2}^+(U_0)_{t_1} \longleftrightarrow (1,0) & X_3 &:= \alpha_{A_2}^+(U_1)_{t_1} \longleftrightarrow (1,1). \end{aligned} \quad (4.32)$$

These bimodules can be labeled by elements of the group

$$\tilde{G}^{(2,2)} = (\mathbb{Z}_2 \times \mathbb{Z}_1 \times \mathbb{Z}) \Big/ \langle (1,1,-2) \rangle = (\mathbb{Z}_2 \times \mathbb{Z}) \Big/ \langle (1,-2) \rangle \cong \mathbb{Z}_4. \quad (4.33)$$

To make contact with the notation introduced in the previous section that uses $\tilde{G}^{(2,2)}$ as the labelling group we note that

$$X_0 \equiv B_{(0,0,0)}^{(2)}, \quad X_1 \equiv B_{(0,0,1)}^{(2)}, \quad X_2 \equiv B_{(1,0,0)}^{(2)}, \quad X_3 \equiv B_{(1,0,1)}^{(2)}. \quad (4.34)$$

The fusion of topological defects corresponds to the group operation in \mathbb{Z}_4 . The element X_1 is the generator, so that

$$X_x \otimes_{A_2} X_y \cong X_{[x+y]} \quad \text{where } x, y \in \mathbb{Z}_4. \quad (4.35)$$

We note in passing that this generalises to the case of $N = r$ for which

$$\tilde{G}^{(N,N)} \cong \mathbb{Z}_{2N}. \quad (4.36)$$

This implies that the number of simple topological defects is equal to the number of irreducible representations of the chiral algebra and they both obey the same fusion rules.

The fusion of a topological defect with a conformal boundary can be written compactly as

$$X_x \otimes_{A_2} M_a \cong M_{x+a \bmod 2}. \quad (4.37)$$

The possible junctions that can occur in our model are restricted by these fusion rules. Namely, the fusion of two bimodules describes the allowed triple defect junctions (2.37), while the fusion of a bimodule with a module encodes the allowed open defect junctions (2.48).

Now that we have described all the necessary ingredients of this model, we can proceed with the evaluation of the fusing matrices. To this end, we first need to obtain the complex numbers $A_{(i,j)k}^{(x,y)z}$, $B_{(i,j)k}^{(x,a)b}$ and $C_{(i,j)k}^{(a,j)b}$ introduced in sections 3.1, 3.2 and 3.3 respectively. Since there are no multiplicity labels equation (3.9) simplifies to

$$A_{(i,j)[i+j]}^{(x,y)z} = \sum_{k \prec A_2} \Delta_0^{(k)\bar{k}} \tilde{\rho}_{(i)(k)}^{x[i+k]} \mathbb{F}_{[\bar{k}+j],i}^{([i+k]\bar{k}j)[i+j]} G_{[i+k],0}^{(i\ k\ \bar{k})i} A_{([i+k],[\bar{k}+j])[i+j]}^{(x,y)z}. \quad (4.38)$$

that holds $\forall i \prec X_x, \forall j \prec X_y$. Furthermore, equation (3.10) simplifies to

$$A_{([t+i],j)[t+i+j]}^{(x,y)z} = \mathbb{F}_{[i+j],[t+i]}^{(t\ i\ j)[t+i+j]} A_{(i,j)[i+j]}^{(x,y)z} \quad \forall t \prec A_2, \forall i \prec X_x, \forall j \prec X_y \quad (4.39)$$

while (3.11) becomes

$$\tilde{\rho}_{(j)(t)}^{y[j+t]} \mathbb{F}_{[j+t],[i+j]}^{(i\ j\ t)[i+j+t]} A_{(i,[j+t])[i+j+t]}^{(x,y)z} = \tilde{\rho}_{([i+j])(t)}^{z[i+j+t]} A_{(i,j)[i+j]}^{(x,y)z} \quad (4.40)$$

that holds $\forall t \prec A_2, \forall i \prec X_x, \forall j \prec X_y$.

The functions τ_ψ introduced in (4.13) can be derived by using the explicit form of the twists (4.11):

$$\begin{aligned} \tau_0(a) &= 1, & \forall a \prec A_2 \\ \tau_1(a) &= \begin{cases} 1, & a = 0 \\ -1, & a = 2. \end{cases} \end{aligned} \quad (4.41)$$

Using (2.13), (4.5), (4.2) in (4.38), (4.39) and (4.40) we obtain a system of linear equations for the complex numbers $A_{(i,j)[i+j]}^{(x,y)z}$. We present the solution of this system in (B.1).

We can now directly use (3.20) to find the Y-matrices for this model. To this end, consider the $Y^{(xyz)}$ matrix as a 3-cochain $Y : (\mathbb{Z}_4)^3 \rightarrow \mathbb{C}^\times$. Recall that Y and F satisfy the pentagon identities which can be rewritten as $dY = 0$ and $dF = 0$ where d is the coboundary homomorphism. Hence, Y and F are 3-cocycles and then (3.20) is equivalent to the statement that they are in the same cohomology class:

$$Y = FdA \quad \text{where} \quad A : (\mathbb{Z}_4)^2 \rightarrow \mathbb{C}^\times. \quad (4.42)$$

This implies that Y/F must be a coboundary. In [43] it was shown that for any cyclic group \mathbb{Z}_n the 3-cocycles $\omega \in H^3(\mathbb{Z}_n, \mathbb{C}^\times)$ can be explicitly written as

$$\omega(a, b, c) = \exp \left[\frac{2\pi i l}{n^2} a(b + c - [b + c]) \right] \quad (4.43)$$

for some $l \in \mathbb{Z}_n$, where $[b + c] = b + c \bmod n$. In particular we find that the fusing matrices of \mathcal{U}_2 given in (4.2) are obtained from formula (4.43) with $n = 4, l = 2$.

Note that the system of equations (4.38), (4.39) and (4.40) admits a large freedom in choosing the solution. The general solution we give in (B.1) is parameterised by complex numbers $\tilde{A}^{(x,y)}$. Since Y and F are in the same cohomology class we can choose the solution for A to be a closed 2-cochain so that $Y^{(xyz)} = F^{(xyz)}$. We find that this fixes the normalisation constants $\tilde{A}^{(x,y)}$ up to four free parameters. We fix the remaining parameters by imposing an additional constraint

$$\tilde{A}^{(x,x)} = 1, \quad \forall x \in \mathbb{Z}_4. \quad (4.44)$$

that leads to

$$\tilde{A} = \begin{bmatrix} 1 & 1 & 1 & 1 \\ 1 & 1 & -\xi^3 & \xi \\ 1 & -\xi & 1 & \xi^3 \\ 1 & -\xi^3 & -\xi & 1 \end{bmatrix} \quad (4.45)$$

where $\xi = e^{i\pi/4}$ and the matrix labels run through the simple bimodule labels x and y . With this choice we have

$$Y^{(xyz)} = F^{(xyz)} = (-1)^{x\sigma(y+z)}. \quad (4.46)$$

To find the other two fusing matrices T and \hat{T} we follow a similar procedure. The general solution of the equations for the coefficients $B_{(i,j)k}^{(x,a)b}$ introduced in 3.2 is given in (B.2). It is parameterised by the constants $\tilde{B}^{(x,a)}$ which we fix by imposing

$$\tilde{B}^{(x,a)} = 1, \quad \forall x \in \mathbb{Z}_4, \forall a \in \{0, 1\}. \quad (4.47)$$

Using (3.29) we find the T -matrices for this model. With the solutions for the A - and B -coefficients chosen as above some of the entries of the T -matrices are presented graphically below⁸

(4.48)

Note that the defect labelled by the bimodule X_2 together with X_0 forms a \mathbb{Z}_2 subgroup of the defect fusion ring. It has the following T -matrix values:

(4.49)

The remaining values for the fusing matrix T are presented in (B.3) and (B.4).

We now turn to the \hat{T} -matrices. The general solution to the system of equations (3.32) for the constants $C_{(i)k}^{(a,j)b}$ is given in (B.5). It is parameterised by the coefficients $\tilde{C}^{(a,j)}$ which we fix by imposing

$$\tilde{C}^{(a,j)} = 1, \quad \forall a \in \{0, 1\}, \forall j \in \mathbb{Z}_{\neq}^4. \quad (4.50)$$

We are ready to use (3.36) to find the \hat{T} -matrices. The selection rules (3.37) imply that there are 32 non-zero \hat{T} -matrix elements. When $x = 0$ or $k = 0$ the corresponding \hat{T} -matrix element is equal to 1 which leaves 18 non-zero \hat{T} -matrix elements. Some of these

⁸The hollow junctions appearing in these diagrams are the ones introduced in (2.79).

coefficients are presented on the following diagrams which hold $\forall a \in \{0, 1\}, \forall j \in \{2, 3\}$:

$$(4.51)$$

The rest of the non-trivial \dot{T} matrix elements can be found in (B.6).

As explained before the fusing matrices $F[A_2]$ coincide with F :

$$F[A_2]^{(a j k)} = (-1)^{a\sigma(j+k)} \quad (4.52)$$

where we used the normalisation (4.50).

Finally, let us consider the compact open defects introduced in section 2.7 and the corresponding associative fusion algebras. The two smallest algebras correspond to the two simple A_2 -modules:

$$\mathcal{A}_{M_0} = \langle \omega_0^{(0)}, \omega_2^{(0)} \rangle_{\mathbb{C}} \quad \text{and} \quad \mathcal{A}_{M_1} = \langle \omega_0^{(1)}, \omega_2^{(1)} \rangle_{\mathbb{C}} \quad (4.53)$$

where we introduced the generators

$$\omega_0^{(0)} = \left(\bar{\bar{\Omega}}_{(0,0)}, \tilde{\Omega}_{(0,0)} \right), \quad \omega_2^{(0)} = \left(\bar{\bar{\Omega}}_{(2,0)}, \tilde{\Omega}_{(2,0)} \right), \quad \omega_0^{(1)} = \left(\bar{\bar{\Omega}}_{(0,1)}, \tilde{\Omega}_{(0,1)} \right), \quad \omega_2^{(1)} = \left(\bar{\bar{\Omega}}_{(2,1)}, \tilde{\Omega}_{(2,1)} \right). \quad (4.54)$$

Here for brevity we omit the third label of the $\bar{\bar{\Omega}}$ and $\tilde{\Omega}$ since it is uniquely determined by the other two labels. The product (2.115) between the compact open defects takes the simple form

$$\left(\bar{\bar{\Omega}}_{(x,a)}, \tilde{\Omega}_{(x,b)} \right) * \left(\bar{\bar{\Omega}}_{(y,c)}, \tilde{\Omega}_{(y,d)} \right) = \delta_{a,y+c \bmod 2} \delta_{b,y+d \bmod 2} \bar{\bar{T}}^{(x y c)} \mathbf{T}^{(x y d)} \left(\bar{\bar{\Omega}}_{([x+y],c)}, \tilde{\Omega}_{([x+y],d)} \right). \quad (4.55)$$

Using this we can see that both of these algebras are isomorphic to the group algebra $\mathbb{C}[\mathbb{Z}_2] \cong \mathbb{C} \oplus \mathbb{C}$.

Let us now turn to the tube algebra \mathcal{A}_{M^U} . It is the complex algebra with a basis consisting of all of the sixteen elementary compact open defects. In addition to the generators given in (4.54) we also have

$$\begin{aligned} \omega_1^{(0)} &= \left(\bar{\bar{\Omega}}_{(1,1)}, \tilde{\Omega}_{(1,1)} \right), \quad \omega_3^{(0)} = \left(\bar{\bar{\Omega}}_{(3,1)}, \tilde{\Omega}_{(3,1)} \right), \quad \omega_1^{(1)} = \left(\bar{\bar{\Omega}}_{(1,0)}, \tilde{\Omega}_{(1,0)} \right), \quad \omega_3^{(1)} = \left(\bar{\bar{\Omega}}_{(3,0)}, \tilde{\Omega}_{(3,0)} \right), \\ \gamma_0^{(1)} &= \left(\bar{\bar{\Omega}}_{(0,0)}, \tilde{\Omega}_{(0,1)} \right), \quad \gamma_2^{(1)} = \left(\bar{\bar{\Omega}}_{(2,0)}, \tilde{\Omega}_{(2,1)} \right), \quad \gamma_0^{(0)} = \left(\bar{\bar{\Omega}}_{(0,1)}, \tilde{\Omega}_{(0,0)} \right), \quad \gamma_2^{(0)} = \left(\bar{\bar{\Omega}}_{(2,1)}, \tilde{\Omega}_{(2,0)} \right), \\ \gamma_1^{(1)} &= \left(\bar{\bar{\Omega}}_{(1,1)}, \tilde{\Omega}_{(1,0)} \right), \quad \gamma_3^{(1)} = \left(\bar{\bar{\Omega}}_{(3,1)}, \tilde{\Omega}_{(3,0)} \right), \quad \gamma_1^{(0)} = \left(\bar{\bar{\Omega}}_{(1,0)}, \tilde{\Omega}_{(1,1)} \right), \quad \gamma_3^{(0)} = \left(\bar{\bar{\Omega}}_{(3,0)}, \tilde{\Omega}_{(3,1)} \right). \end{aligned} \quad (4.56)$$

The rationale behind the notation is as follows. All compact defects denoted by $\omega_i^{(j)}$ have the same boundary condition on the outside (of the attached arc) while those denoted by $\gamma_i^{(j)}$ have different boundary conditions on the outside. The bottom index is the index of the defect while the top index gives the boundary condition which on the diagrams is below the defect arc. It is clear from the notational rule that the algebra splits into two ideals

$$\mathcal{A}_{M^U} = \omega \oplus \gamma \quad (4.57)$$

where

$$\omega = \langle \omega_0^{(0)}, \omega_0^{(1)}, \omega_2^{(0)}, \omega_2^{(1)}, \omega_1^{(0)}, \omega_3^{(0)}, \omega_1^{(1)}, \omega_3^{(1)} \rangle_{\mathbb{C}}, \quad (4.58)$$

$$\gamma = \langle \gamma_0^{(1)}, \gamma_2^{(1)}, \gamma_0^{(0)}, \gamma_2^{(0)}, \gamma_1^{(1)}, \gamma_3^{(1)}, \gamma_1^{(0)}, \gamma_3^{(0)} \rangle_{\mathbb{C}}. \quad (4.59)$$

Each pair of boundary fields: $(\Psi_{(0,0)0}, \Psi_{(1,0)1})$, $(\Psi_{(0,2)0}, \Psi_{(1,2)1})$ spans a two-dimensional representation of the subalgebra ω . The kernels of these representations are two-sided ideals which are easy to find using the \dot{T} matrices. They give a decomposition $\omega = \omega_+ \oplus \omega_-$ with

$$\omega_+ = \langle \omega_0^{(0)} + \omega_2^{(0)}, \omega_0^{(1)} + \omega_2^{(1)}, \omega_1^{(0)} + \omega_3^{(0)}, \omega_1^{(1)} + \omega_3^{(1)} \rangle_{\mathbb{C}} \quad (4.60)$$

$$\omega_- = \langle \omega_0^{(0)} - \omega_2^{(0)}, \omega_0^{(1)} - \omega_2^{(1)}, \omega_1^{(0)} - \omega_3^{(0)}, \omega_1^{(1)} - \omega_3^{(1)} \rangle_{\mathbb{C}}. \quad (4.61)$$

Each of the subalgebras ω_+ and ω_- is isomorphic to the matrix algebra $\text{Mat}_2(\mathbb{C})$. Similarly the second ideal γ has two two-dimensional representations spanned by the pairs of boundary fields $(\Psi_{(0,1)1}, \Psi_{(1,1)0})$, $(\Psi_{(0,3)1}, \Psi_{(1,3)0})$. Using these representations we find a decomposition $\gamma = \gamma_+ \oplus \gamma_-$ with

$$\gamma_+ = \langle \gamma_0^{(1)} + \gamma_2^{(1)}, \gamma_0^{(0)} - \gamma_2^{(0)}, \gamma_1^{(1)} - \gamma_3^{(1)}, \gamma_1^{(0)} + \gamma_3^{(0)} \rangle_{\mathbb{C}}, \quad (4.62)$$

$$\gamma_- = \langle \gamma_0^{(1)} - \gamma_2^{(1)}, \gamma_0^{(0)} + \gamma_2^{(0)}, \gamma_1^{(1)} + \gamma_3^{(1)}, \gamma_1^{(0)} - \gamma_3^{(0)} \rangle_{\mathbb{C}} \quad (4.63)$$

where each of γ_{\pm} is isomorphic to $\text{Mat}_2(\mathbb{C})$. The above gives an explicit decomposition of the tube algebra into a direct sum of 4 matrix algebras

$$\mathcal{A}_{M^U} = \omega_+ \oplus \omega_- \oplus \gamma_+ \oplus \gamma_- \cong \text{Mat}_2(\mathbb{C}) \oplus \text{Mat}_2(\mathbb{C}) \oplus \text{Mat}_2(\mathbb{C}) \oplus \text{Mat}_2(\mathbb{C}) \quad (4.64)$$

as expected from semi-simplicity.

4.3 Fusing matrices of the $N = 4, r = 2$ model

In this model, there are eight distinct simple objects of the category \mathcal{U}_4 denoted $\{U_i, i = 0, \dots, 7\}$ and satisfying fusion rules corresponding to the addition in \mathbb{Z}_8 . The algebra object with $r = 2$ is found to be

$$\tilde{A}_2 = U_0 \oplus U_4. \quad (4.65)$$

This algebra has four simple left modules $\{M_a, a = 0, 1, 2, 3\}$ with $\dot{M}_a = \tilde{A}_2 \otimes U_a$. The labelling group for the \tilde{A}_2 - \tilde{A}_2 -bimodules is

$$\tilde{G}^{(2,4)} = (\mathbb{Z}_2 \times \mathbb{Z}_2 \times \mathbb{Z}) / \langle (1, 1, -2) \rangle \cong \mathbb{Z}_2 \times \mathbb{Z}_4. \quad (4.66)$$

We notice that again the number of simple topological defects is equal to the number of irreducible representations of the chiral algebra. However, in this model the fusion rules for the two aforementioned objects do not coincide, unlike in the $N = 2 = r$ case. We denote these bimodules as X_x where the labels x correspond to the labels (a, b, ρ) according to⁹

$$\begin{aligned} X_0 &\equiv B_{(0,0,0)}^{(2)}, & X_1 &\equiv B_{(0,0,1)}^{(2)}, & X_2 &\equiv B_{(0,1,0)}^{(2)}, & X_3 &\equiv B_{(0,1,1)}^{(2)} \\ X_4 &\equiv B_{(1,0,0)}^{(2)}, & X_5 &\equiv B_{(1,0,1)}^{(2)}, & X_6 &\equiv B_{(1,1,0)}^{(2)}, & X_7 &\equiv B_{(1,1,1)}^{(2)}. \end{aligned} \quad (4.67)$$

The fusion of these bimodules is given by (4.16) which for this model coincides with the group operation in $\mathbb{Z}_2 \times \mathbb{Z}_4$. The fusion of a bimodule with a module M_a takes the form

$$X_x \otimes_{\tilde{A}_2} M_a \cong M_{a+x \bmod 4}. \quad (4.68)$$

We can now proceed in the same way as in 4.2 to obtain the complex numbers $A_{(i,j)}^{(x,y)}$, $B_{(i,j)}^{(x,a)}$ and $C_{(i)}^{(a,j)}$ which we present in Appendix B.2. Using (3.20) we obtain

$$Y^{(xyz)} = 1 \quad \text{if any } x, y, z \text{ is } 0. \quad (4.69)$$

The remaining values of the Y fusing matrices are given in (B.10).

Furthermore, using (3.29) we find the values for the T fusing matrix. We present some of its entries graphically:

$$= -i \quad (4.70)$$

$\forall (a, b, \rho) \in \tilde{G}^{(2,4)} \setminus \{(0, 0, 0), (1, 0, 0)\}$. The defect labelled by the bimodule X_4 which together with X_0 form a \mathbb{Z}_2 subgroup of the fusion has the following T-matrix values:

$$\forall a \in \{0, 1, 2, 3\} \quad (4.71)$$

⁹Here, the labels x are introduced only for notational convenience and they do not satisfy the \mathbb{Z}_8 fusion rules.

The remaining values are presented in (B.13) and (B.14).

Next, we use (3.36) to find the \dot{T} fusing matrix. According to the selection rules, there are 256 non-zero \dot{T} matrix elements. Those with $x = 0$ or $k = 0$ are equal to 1. Among the pairs of open defects and boundary operators we find an anticommuting pair: $B_{(1,0,0)}^{(2)}$, $\Psi_{(4,a)a}$ inserted on the same conformal boundary condition:

$$B_{(1,0,0)}^{(2)} \Psi_4 = - \Psi_4 B_{(1,0,0)}^{(2)} \quad \forall a \in \{0, 1, 2, 3\} \quad (4.72)$$

Some of the other values of \dot{T} are given below

$$B_{(0,0,1)}^{(2)} \Psi_j = -i \Psi_j B_{(0,0,1)}^{(2)} \quad \forall j \in \{3, 4, 5, 6\}$$

$$B_{(1,0,1)}^{(2)} \Psi_j = - \Psi_j B_{(1,0,1)}^{(2)} \quad \forall j \in \{5, 6, 7\} \quad (4.73)$$

while the rest are given in (B.17). Here we have used the normalisation given by (4.47) and (4.50) for all the possible pairs of labels.

The fusing matrix $F[\tilde{A}_2]$ is obtained from (4.21):

$$F[\tilde{A}_2]^{(a j k)} = (-1)^{a\sigma(j+k)}. \quad (4.74)$$

Finally, the tube algebra \mathcal{A}_{M^U} with $M^U = M_0 \oplus M_1 \oplus M_2 \oplus M_3$ is found to be a 128-dimensional associative complex algebra that splits into a direct sum of 8 full matrix algebras $\text{Mat}_4(\mathbb{C})$ that correspond to the 8 boundary representations spanned by the boundary fields with a fixed object U_j , $j = 0, \dots, 7$.

4.4 Boundary RG flows

In this section we discuss how our calculations can be used to impose constraints on boundary RG flows in the free boson theory. All conformal boundary conditions for the compact free boson theory have been classified [44], [45], [46]. For a generic radius the only conformal boundary conditions with finite boundary entropy are the Dirichlet and Neumann ones while for the radius being a rational number times the self-dual radius there are exceptional boundary conditions which preserve only Virasoro algebra. The Dirichlet boundary conditions can be pictured as D0 branes located at points on the circle while the Neumann ones correspond to D1 branes with Wilson lines (or alternatively as D0 branes localised on the T-dual circle). In the rational case the exceptional boundary conditions appear for the theories with N being a square. Since they break the extended chiral algebra we do not see them in the TFT formalism. We first discuss the simplest case when the conformal boundary condition in the UV is a single irreducible boundary condition M_a in a rational theory. As we already discussed in section 4.1 the non-trivial relevant boundary operators on M_a are $\Psi_{(a,j)a}$ with

$$j = 0 \pmod{\frac{2N}{r}} \tag{4.75}$$

$$j < 2\sqrt{N} \text{ or } j > 2(N - \sqrt{N}). \tag{4.76}$$

We are interested in RG flows triggered by perturbing M_a by a boundary action perturbation of the form

$$\Delta S = \int dt (\lambda \Psi_{(a,j)a}(t) + \lambda^* \Psi_{(a,j)a}^\dagger(t)) \tag{4.77}$$

where λ is a complex coupling constant with the asterisk standing for complex conjugation and $\Psi_{(a,j)a}^\dagger$ is the Hermitian conjugate field that is proportional to $\Psi_{(a,2N-j)a}$.

Since we preserve unitarity the strongest constraint on such flows comes from the g -theorem [47], [48], [49]. The g -factor g_N for a Neumann boundary condition and g_D for a Dirichlet one are

$$g_N = \sqrt{R}, \quad g_D = \frac{1}{\sqrt{2R}} \tag{4.78}$$

where R is the radius of the free boson normalised so that the self-dual radius is $R_{\text{s.d.}} = \frac{1}{\sqrt{2}}$. We observe that when $R \leq \sqrt{2}$ we have $2g_D \geq g_N$. Since in the UV our flows start from a single Neumann boundary condition (as all the boundary conditions preserving the extended chiral algebra are Neumann) we see that when $r \leq 2\sqrt{N}$ the only possible end point of the flow is a single Dirichlet boundary condition. Each Dirichlet boundary condition has the same spectrum so if we just observe the flow of the spectrum putting the same perturbed boundary condition on both ends of an interval we cannot distinguish the different Dirichlet boundary conditions at the end point. If, however, we put different perturbed boundary conditions on both ends – those corresponding to different couplings λ_1 and λ_2 , we can discern from the resulting spectrum the *relative* positions of the D0 branes. Information about these relative positions can be obtained from topological defects.

It follows from the fusion rule (4.17) that the only rational topological defects which can end topologically on M_b are $B_{(a,0,0)}^{(r)}$. The fusion of these defects generates a subring

isomorphic to the group ring of \mathbb{Z}_r . In the language of [15] each boundary condition M_b is strongly symmetric with respect to the action of this subring. By looking at the action of the defects $B_{(a,0,0)}^{(r)}$ on the $U(1)$ bulk primaries we can identify them with rotations of the circle by the angle $\frac{2\pi a}{r}$ that act on the D0 branes by shifting their positions by the same angle. For any boundary field $\Psi_{(b,j)b}$ passing a junction with $B_{(a,0,0)}^{(r)}$ through it results in multiplying the field by a number

$$= \xi_{a,b,j} \quad (4.79)$$

which we can call a charge. The mixed pentagon equation (2.88) implies that these charges are all r -th roots of unity and that $\xi_{a,b,j} = (\xi_{1,b,j})^a$ so that it suffices to know the charges $\xi_{1,b,j}$. Our calculations give the values

$$\xi_{1,b,j} = e^{-\frac{\pi ij}{N}}. \quad (4.80)$$

We further observe that a general relation

$$\xi_{1,b,2N-j} = \xi_{1,b,j}^* \quad (4.81)$$

takes place. It is easy to derive this from the consistency condition between the \mathring{T} -matrix and the boundary OPE discussed in section 2.5.5. This means that passing the defect junction of M_b with $B_{(a,0,0)}^{(r)}$ through the perturbation (4.77) results in rotating the complex coupling

$$\lambda \rightarrow \lambda(\xi_{1,b,j})^a. \quad (4.82)$$

General considerations of [29] imply that there exists a topological junction with $B_{(a,0,0)}^{(r)}$ between the endpoints of the boundary RG flows for which the couplings differ by the rotation (4.82). In the situation when the end points are D0 branes they must be spaced accordingly on the circle. When g -theorem allows superpositions of two or more D0 branes as the end-points they must be again related by the corresponding rotations.

A more interesting situation arises when the starting point of the flow is described by a superposition of irreducible modules M_a . We are going to look at a single example that arises for the $r = N = 2$ rational free boson theory we discussed in section 4.2. Let us consider the direct sum $M = M_0 \oplus M_1$. The relevant boundary fields are $\Psi_{(0,j)1}$, $\Psi_{(1,j)0}$ for $j = 1, 3$ and $\Psi_{(0,2)0}$, $\Psi_{(1,2)1}$ so that there is a two-dimensional space of fields for each object U_j , $j = 0, 1, 2, 3$. We introduce coordinates in the corresponding subspaces as

$$\begin{bmatrix} \alpha \\ \beta \end{bmatrix} = \alpha \Psi_{(0,j)1} + \beta \Psi_{(1,j)0}, \quad j = 1, 3, \quad (4.83)$$

$$\begin{bmatrix} \alpha \\ \beta \end{bmatrix} = \alpha \Psi_{(0,2)0} + \beta \Psi_{(1,2)1}. \quad (4.84)$$

The elementary topological defects are X_j , $j = 0, 1, 2, 3$. Their fusion ring is isomorphic to \mathbb{Z}_4 . Each defect can be attached to M . Moreover the space of junctions for each X_j is two-dimensional. We introduce coordinates in each such subspace for fixed j according to

$$\Omega_j^{[\gamma, \delta]} \equiv \gamma \tilde{\Omega}_{(j,1)_{j+1 \bmod 2}} + \delta \tilde{\Omega}_{(j,0)_{j \bmod 2}}, \quad \gamma, \delta \in \mathbb{C}. \quad (4.85)$$

Using our results from section 4.2 it is straightforward to calculate the matrices that give the action of junctions in the two-dimensional subspaces of boundary fields with fixed i . We denote the matrices that give the passing of $\Omega_j^{[\gamma, \delta]}$ through the subspace corresponding to U_i as $\hat{X}_j^{(i)}$. Explicitly we obtain

$$\hat{X}_1^{(1)} = \begin{bmatrix} 0 & -i\frac{\gamma}{\delta} \\ \frac{\delta}{\gamma} & 0 \end{bmatrix}, \quad \hat{X}_2^{(1)} = \begin{bmatrix} \frac{\gamma}{\delta} & 0 \\ 0 & -\frac{\delta}{\gamma} \end{bmatrix}, \quad \hat{X}_3^{(1)} = \begin{bmatrix} 0 & i\frac{\gamma}{\delta} \\ \frac{\delta}{\gamma} & 0 \end{bmatrix}, \quad (4.86)$$

$$\hat{X}_1^{(2)} = \begin{bmatrix} 0 & -i \\ -i & 0 \end{bmatrix}, \quad \hat{X}_2^{(2)} = \begin{bmatrix} -1 & 0 \\ 0 & -1 \end{bmatrix}, \quad \hat{X}_3^{(2)} = \begin{bmatrix} 0 & i \\ i & 0 \end{bmatrix}, \quad (4.87)$$

$$\hat{X}_1^{(3)} = \begin{bmatrix} 0 & -\frac{\gamma}{\delta} \\ -i\frac{\delta}{\gamma} & 0 \end{bmatrix}, \quad \hat{X}_2^{(3)} = \begin{bmatrix} -\frac{\gamma}{\delta} & 0 \\ 0 & \frac{\delta}{\gamma} \end{bmatrix}, \quad \hat{X}_3^{(3)} = \begin{bmatrix} 0 & -\frac{\gamma}{\delta} \\ i\frac{\delta}{\gamma} & 0 \end{bmatrix} \quad (4.88)$$

where we assume that $\gamma \neq 0$, $\delta \neq 0$. The fields with $j = 1, 2, 3$ are all relevant. We can draw consequences from the topological junctions for the RG flows provided we construct junctions that preserve the subspace of Hermitian boundary fields in the vector space spanned by the relevant fields. To describe this subspace we need to know the boundary two-point functions. The complete two-point functions contain the OPE coefficient at the identity field and a factor from the two-point conformal blocks. The two point functions on a circle with insertions at the opposite points are

$$\langle \Psi_{(0,1)1}(1) \Psi_{(1,3)0}(-1) \rangle = C_{1,3}^{(010)0} B_{13} \langle 1 \rangle_0 = C_{3,1}^{(101)0} B_{31} \langle 1 \rangle_1, \quad (4.89)$$

$$\langle \Psi_{(0,3)1}(1) \Psi_{(1,1)0}(-1) \rangle = C_{3,1}^{(010)0} B_{31} \langle 1 \rangle_0 = C_{1,3}^{(101)0} B_{13} \langle 1 \rangle_1, \quad (4.90)$$

$$\langle \Psi_{(1,2)1}(1) \Psi_{(1,2)1}(-1) \rangle = C_{2,2}^{(111)0} B_{22} \langle 1 \rangle_1, \quad (4.91)$$

$$\langle \Psi_{(0,2)0}(1) \Psi_{(0,2)0}(-1) \rangle = C_{2,2}^{(000)0} B_{22} \langle 1 \rangle_0 \quad (4.92)$$

where $C_{i,j}^{(abc)k}$ are the boundary OPE coefficients (2.92), $\langle 1 \rangle_a$ are the disk partition functions for the boundary labelled by a , and B_{ij} are the normalisation constants for two-point conformal blocks. The latter are defined as follows. Let

$$V_{ij}^k : \mathcal{H}_j \rightarrow \mathcal{H}_k \quad (4.93)$$

be the vertex operators corresponding to the primaries of the extended chiral algebra. The two-point conformal block can be written as

$$\langle 0|V_{\bar{k}k}^0(z_2)V_{k0}^k(z_1)|0\rangle = (z_2 - z_1)^{-2\Delta_k} B_{\bar{k}k}. \quad (4.94)$$

Note that in (4.89), (4.90) there are two expressions for each two point function. Those equalities should hold due to the continuity of the two-point functions [50], [51]. Using the braiding matrix (4.2) and the conformal dimension $\Delta_1 = \Delta_3 = \frac{1}{8}$ we obtain the relation $B_{13} = -B_{31}$. Furthermore as noted in (4.21) the values of the boundary OPE coefficients are given by the F-matrix elements. In particular we find

$$C_{1,3}^{(010)0} = -C_{3,1}^{(101)0} = 1, \quad C_{3,1}^{(010)0} = -C_{1,3}^{(101)0} = 1, \quad C_{2,2}^{(000)0} = -C_{2,2}^{(111)0} = 1. \quad (4.95)$$

Without loss of generality we assume that our fields are normalised so that $B_{13} = 1$ and $B_{22} = 1$. The Hermitian conjugation is then given by

$$\begin{aligned} \Psi_{(0,1)1}^\dagger &= \Psi_{(1,3)0}, & \Psi_{(1,1)0}^\dagger &= -\Psi_{(0,3)1}, \\ \Psi_{(0,2)0}^\dagger &= \Psi_{(0,2)0}, & \Psi_{(1,2)1}^\dagger &= -\Psi_{(1,2)1}. \end{aligned} \quad (4.96)$$

Next we introduce a basis of Hermitian operators

$$\begin{aligned} v_1 &= \Psi_{(0,1)1} + \Psi_{(1,3)0}, & v_2 &= \Psi_{(1,1)0} - \Psi_{(0,3)1}, \\ v_3 &= i(\Psi_{(0,1)1} - \Psi_{(1,3)0}), & v_4 &= i(\Psi_{(1,1)0} + \Psi_{(0,3)1}), \\ v_5 &= \Psi_{(0,2)0}, & v_6 &= i\Psi_{(1,2)1}. \end{aligned} \quad (4.97)$$

There are two real subspaces

$$W^{(1,3)} = \langle v_1, v_2, v_3, v_4 \rangle_{\mathbb{R}}, \quad W^{(2)} = \langle v_5, v_6 \rangle_{\mathbb{R}}. \quad (4.98)$$

Choosing $\gamma = i\delta$ in (4.85) for each junction¹⁰ with X_j we find from (4.86), (4.87), (4.88) that on the subspace $W^{(1,3)}$ the corresponding junctions are represented by the matrices

$$\hat{X}_1^{(1,3)} = \begin{bmatrix} 0 & 1 & 0 & 0 \\ 0 & 0 & 1 & 0 \\ 0 & 0 & 0 & 1 \\ -1 & 0 & 0 & 0 \end{bmatrix}, \quad \hat{X}_2^{(1,3)} = \begin{bmatrix} 0 & 0 & -1 & 0 \\ 0 & 0 & 0 & -1 \\ 1 & 0 & 0 & 0 \\ 0 & 1 & 0 & 0 \end{bmatrix}, \quad \hat{X}_3^{(1,3)} = \begin{bmatrix} 0 & -1 & 0 & 0 \\ 0 & 0 & 1 & 0 \\ 0 & 0 & 0 & -1 \\ -1 & 0 & 0 & 0 \end{bmatrix}. \quad (4.99)$$

We see that the matrix elements are all real and hence the chosen junctions preserve the real subspace. Consider now a boundary perturbation given by

$$\Delta S = \sum_{i=1}^4 \lambda^i \int dt v_i(t) \quad (4.100)$$

where λ_i are four real coupling constants which form a vector space with a fixed basis. The junctions we consider act on this vector space by the transpose of the matrices given in

¹⁰In principle one can choose γ and δ separately for each j . Moreover the choice we give is not the only solution. Here however we are not after an exhaustive classification but after a proof of concept example.

(4.99). Each orbit of this action is finite. The neighbouring points on the orbit give two deformations for which the IR fixed point boundary conditions must admit a topological junction with the corresponding defect X_j .

Similarly, in the second real subspace $W^{(2)}$ each junction (4.85) with any $\gamma \neq 0$, $\delta \neq 0$ acts by the matrices

$$\tilde{X}_1^{(2)} = \begin{bmatrix} 0 & 1 \\ -1 & 0 \end{bmatrix}, \quad \tilde{X}_2^{(2)} = \begin{bmatrix} -1 & 0 \\ 0 & -1 \end{bmatrix}, \quad \tilde{X}_3^{(2)} = \begin{bmatrix} 0 & -1 \\ 1 & 0 \end{bmatrix}. \quad (4.101)$$

These matrices are real so that the subspace W_2 is preserved by these junctions. Considering the deformations

$$\Delta S = \lambda^5 \int dt v_5(t) + \lambda^6 \int dt v_6(t), \quad \lambda^5 \in \mathbb{R}, \quad \lambda^6 \in \mathbb{R} \quad (4.102)$$

the junctions act on the couplings vector (λ^5, λ^6) by the transpose of the matrices in (4.101). The corresponding orbits have only two elements so that the IR fixed points at the ends of the corresponding flows must have topological junctions with the corresponding defects.

Notice that there are no real eigenvectors for the above matrices in $W^{(1,3)}$ and $W^{(2)}$ so that we do not obtain any constraints on individual flows but rather a collection of relative constraints between them. It would be interesting to explore systematically what all of these constraints say about the possible set of IR end points.

5 Future directions

We conclude by mentioning some open problems. In this paper we have worked out the details of the linear algebra problems that allow to compute the fusing matrices Y , T , \dot{T} from the RCFT representation theoretic data related to a pair (\mathcal{C}, A) . For concrete models like the free boson or the WZW models with non-trivial modular invariants it would be desirable to obtain general analytic expressions for these quantities. We hope this can be done in the future. Although a different approach is needed for this kind of task our method can be always used to check the results.

In section 4.4 we outlined possible applications of the fusing matrices we discussed to boundary RG flows. One can approach these applications more systematically and try to classify all pairs of junctions with boundary conditions and their Hermitian boundary field eigenvectors or subspaces. We hope to address such classification tasks for direct sums of boundary conditions in concrete models in future work. It would be also interesting to explore how restrictive these constraints are in concrete examples of multi-coupling families of flows.

Another interesting direction would be to understand better the associative fusion algebras of compact open defects we discussed in section 2.7. Their applications to boundary and bulk RG flows should be further explored.

Acknowledgments

We are grateful to Ingo Runkel for stimulating discussions, in particular for explaining the construction of associators relevant to the fusing matrices we consider in this paper.

A Associators

For reference a tensor category is defined as follows

Definition A.1. A *tensor category* $\mathcal{C} = (\text{Obj}(\mathcal{C}), \otimes, \mathbf{1}, \alpha, \lambda, \rho)$ is a category \mathcal{C} , a bifunctor $\otimes : \mathcal{C} \times \mathcal{C} \rightarrow \mathcal{C}$, an object $\mathbf{1} \in \text{Obj}(\mathcal{C})$ called the *tensor unit*, and three natural isomorphisms α, λ, ρ . Explicitly, the natural isomorphism

$$\alpha = \alpha_{U,V,W} : U \otimes (V \otimes W) \rightarrow (U \otimes V) \otimes W \quad (\text{A.1})$$

called the *associator* is such that the following pentagon diagram commutes

$$\begin{array}{ccc} U \otimes (V \otimes (W \otimes Z)) & \xrightarrow{\alpha} & (U \otimes V) \otimes (W \otimes Z) \xrightarrow{\alpha} ((U \otimes V) \otimes W) \otimes Z \\ \downarrow \text{id}_U \otimes \alpha & & \downarrow \alpha \otimes \text{id}_Z \\ U \otimes ((V \otimes W) \otimes Z) & \xrightarrow{\alpha} & (U \otimes (V \otimes W)) \otimes Z \end{array} \quad (\text{A.2})$$

Furthermore, the natural isomorphisms

$$\lambda_U : \mathbf{1} \otimes U \rightarrow U, \quad \rho_U : U \otimes \mathbf{1} \rightarrow U \quad (\text{A.3})$$

called the *left* and *right unitor* respectively, are such that the following triangle diagram commutes

$$\begin{array}{ccc} U \otimes (\mathbf{1} \otimes W) & \xrightarrow{\alpha} & (U \otimes \mathbf{1}) \otimes W \\ \searrow \text{id}_U \otimes \lambda_W & & \swarrow \rho_U \otimes \text{id}_W \\ & U \otimes W & \end{array} \quad (\text{A.4})$$

Based on coherence theorems [52, Chapter VII.2], we will assume without loss of generality that our tensor category is *strict* which means that all the isomorphisms α, λ, ρ are identities.

A module category is defined as

Definition A.2. Let \mathcal{C} be a tensor category. A *right module category* over \mathcal{C} is a category \mathcal{M} equipped with a *module product bifunctor* $\otimes : \mathcal{M} \times \mathcal{C} \rightarrow \mathcal{M}$ and a natural isomorphism with components

$$m_{M,U,V} : M \otimes (U \otimes V) \rightarrow (M \otimes U) \otimes V, \quad U, V \in \text{Obj}(\mathcal{C}), M \in \text{Obj}(\mathcal{M}) \quad (\text{A.5})$$

called *module associativity constraint* such that the functor $M \mapsto M \otimes \mathbf{1}$ is an autoequivalence and the following *module pentagon diagram* commutes

$$\begin{array}{ccccc} M \otimes (U \otimes (V \otimes W)) & \xrightarrow{m_{M,U,V \otimes W}} & (M \otimes U) \otimes (V \otimes W) & \xrightarrow{m_{M \otimes U,V,W}} & ((M \otimes U) \otimes V) \otimes W \\ \downarrow \text{id}_M \otimes \alpha_{U,V,W} & & & & \downarrow m_{M,U,V} \otimes \text{id}_W \\ M \otimes ((U \otimes V) \otimes W) & \xrightarrow{m_{M,U \otimes V,W}} & & & (M \otimes (U \otimes V)) \otimes W \end{array} \quad (\text{A.6})$$

where α is the associator of \mathcal{C} introduced in (A.1). There is also a similar definition for a left module category.

A.1 Associator of ${}_A\mathcal{C}_A$

Here we prove the pentagon identity for the associator (2.36) which can be written as

$$\check{\alpha}_{X \otimes_A Y, Z, W} \circ \check{\alpha}_{X, Y, Z \otimes_A W} = (\check{\alpha}_{X, Y, Z} \otimes_A \text{id}_W) \circ \check{\alpha}_{X, Y \otimes_A Z, W} \circ (\text{id}_X \otimes_A \check{\alpha}_{Y, Z, W}) \quad (\text{A.7})$$

We will proceed by calculating both sides of the last equation and showing that they are identical. Using (2.36) we find the left-hand side of (A.7) to have the following graphical form

$$\quad (\text{A.8})$$

It will prove useful to manipulate the three morphisms in the middle of this expression. To this end, we can use the fact that $r_{X, Y}$ and $e_{Z, W}$ are bimodule intertwiners so they satisfy in particular

$$\begin{aligned} e_{Z, W} \circ \rho_{Z \otimes_A W} &= \rho_{Z \otimes W} \circ (\text{id}_A \otimes e_{Z, W}) & \text{and} \\ r_{X, Y} \circ \tilde{\rho}_{X \otimes Y} &= \tilde{\rho}_{X \otimes_A Y} \circ (r_{X, Y} \otimes \text{id}_A) \end{aligned} \quad (\text{A.9})$$

Now using the definition of the projectors (2.29) and (A.9) we can show that for any three A - A bimodules X, Y, Z we have

$$\begin{aligned} P_{X \otimes_A Y, Z} \circ (r_{X, Y} \otimes \text{id}_Z) &= (r_{X, Y} \otimes \text{id}_Z) \circ P_{X \otimes Y, Z} & \text{and} \\ (\text{id}_X \otimes e_{Y, Z}) \circ P_{X, Y \otimes_A Z} &= P_{X, Y \otimes Z} \circ (\text{id}_X \otimes e_{Y, Z}) \end{aligned} \quad (\text{A.10})$$

Using (A.10) into (A.8) leads to

(A.11)

Using the definition (2.36), the right-hand side of (A.7) reads

(A.12)

To manipulate this expression we proceed in a similar way as the one described in (A.9) and (A.10), namely we use the fact that $e_{X, Y \otimes_A Z}$ and $e_{Y \otimes_A Z, W}$ are bimodule intertwiners.

Combining this with the explicit form of the relevant projectors we can show that

$$\begin{aligned} (e_{X,Y \otimes_A Z} \otimes \text{id}_W) \circ P_{X \otimes_A (Y \otimes_A Z), W} &= P_{X \otimes (Y \otimes_A Z), W} \circ (e_{X,Y \otimes_A Z} \otimes \text{id}_W) && \text{and} \\ (\text{id}_X \otimes e_{Y \otimes_A Z, W}) \circ P_{X, (Y \otimes_A Z) \otimes_A W} &= P_{X, (Y \otimes_A Z) \otimes W} \circ (\text{id}_X \otimes e_{Y \otimes_A Z, W}) \end{aligned} \quad (\text{A.13})$$

Next we use (2.30) and also notice that for any three bimodules X, Y, Z we have

$$P_{X \otimes Y, Z} = \text{id}_X \otimes P_{Y, Z} \quad \text{and} \quad P_{X, Y \otimes Z} = P_{X, Y} \otimes \text{id}_Z \quad (\text{A.14})$$

which follows from the explicit form of the projector (2.29) and from the definition of the right and left action of A on the bimodule $X \otimes Y$ and $Y \otimes Z$ respectively, that is, $\tilde{\rho}_{X \otimes Y} = \text{id}_X \otimes \tilde{\rho}^Y$ and $\rho_{Y \otimes Z} = \rho^Y \otimes \text{id}_Z$. Finally, we use the fact that for any A - A -bimodules X, Y the projector $P_{X, Y}$ is an idempotent. Combining all the above, we put (A.12) into the following form

$$(\text{A.15})$$

Now, recalling that $e_{Y, Z}$ is a bimodule intertwiner, we pull it down through the two projectors in the middle of the last diagram and then use $P_{Y, Z} = e_{Y, Z} \circ r_{Y, Z}$. Doing this we

rewrite (A.15) as

$$\begin{array}{c}
 \begin{array}{cccc}
 X & Y & Z & W \\
 \downarrow & \downarrow & \downarrow & \downarrow \\
 r_{(X \otimes_A Y) \otimes_A Z, W} \\
 r_{X \otimes_A Y, Z} \\
 r_{X, Y} \\
 P_{X, Y \otimes Z} \\
 P_{Y \otimes Z, W} \\
 P_{Y, Z} \\
 e_{Z, W} \\
 e_{Y, Z \otimes_A W} \\
 e_{X, Y \otimes_A (Z \otimes_A W)} \\
 \downarrow & \downarrow & \downarrow & \downarrow \\
 X & Y & Z & W
 \end{array} \\
 \end{array} \tag{A.16}$$

Now recall that $P_{Y \otimes Z, W} = \text{id}_Y \otimes P_{Z, W}$ and that Z is an A - A -bimodule satisfying in particular $\rho_Z \circ (\text{id}_A \otimes \tilde{\rho}_Z) = \tilde{\rho}_Z \circ (\rho_Z \otimes \text{id}_A)$. Using this and the explicit form of $P_{Z, W}$ and $P_{Y, Z}$ we see that

$$(\text{id}_Y \otimes P_{Z, W}) \circ (P_{Y, Z} \otimes \text{id}_W) = (P_{Y, Z} \otimes \text{id}_W) \circ (\text{id}_Y \otimes P_{Z, W}) \tag{A.17}$$

After using (A.17) into (A.16), the factor $P_{Z, W} \circ e_{Z, W}$ appears at the bottom part of the diagram (A.16). We find that

$$P_{Z, W} \circ e_{Z, W} = e_{Z, W} \circ r_{Z, W} \circ e_{Z, W} = e_{Z, W} \tag{A.18}$$

since $r_{Z, W} \circ e_{Z, W} = \text{id}_{Z \otimes_A W}$. Similarly, at the top of the diagram (A.16) after using $P_{X, Y \otimes Z} = P_{X, Y} \otimes \text{id}_Z$, the factor $r_{X, Y} \circ P_{X, Y}$ appears which we find similarly to be equal to $r_{X, Y}$. In the end, we managed to “eliminate” the projectors $P_{X, Y \otimes Z}$ and $P_{Y \otimes Z, W}$ from

the middle part of diagram (A.16) and we are only left with $P_{Y,Z}$ in the middle part:

$$\begin{array}{c}
X \quad Y \quad Z \quad W \\
\hline
r_{(X \otimes_A Y) \otimes_A Z, W} \\
\hline
r_{X \otimes_A Y, Z} \\
\hline
r_{X, Y} \\
\hline
P_{Y, Z} \\
\hline
e_{Z, W} \\
\hline
e_{Y, Z \otimes_A W} \\
\hline
e_{X, Y \otimes_A (Z \otimes_A W)} \\
\hline
X \quad Y \quad Z \quad W
\end{array} \tag{A.19}$$

Now we can compare the left and right side of our initial pentagon equation (A.7), namely compare (A.11) with (A.19). Using (A.14) twice for $P_{X \otimes Y, Z \otimes W}$ we see that the two expressions are identically equal, proving the pentagon identity for the tensor category ${}_A\mathcal{C}_A$ with associator given by (2.36).

A.2 Associator of ${}_A\mathcal{C}_B \times {}_B\mathcal{C}_C \times \mathcal{C}_C$

Considering that in our applications we are mainly interested in the situation where all the Frobenius algebras are the same $A = B = C$, we will restrict to this case. Nevertheless, the considerations presented here can be straightforwardly generalised.

The mixed pentagon identity that the associator (2.75) must satisfy is

$$\tilde{\alpha}_{X \otimes_A Y, Z, M} \circ \tilde{\alpha}_{X, Y, Z \otimes_A M} = (\tilde{\alpha}_{X, Y, Z} \otimes_A \text{id}_M) \circ \tilde{\alpha}_{X, Y \otimes_A Z, M} \circ (\text{id}_X \otimes_A \tilde{\alpha}_{Y, Z, M}) \tag{A.20}$$

where $\tilde{\alpha}$ is defined in (2.36), X, Y, Z are A - A -bimodules while M is a left A -module. The only difference between the two pentagons (A.7) and (A.20) is that in the latter we have M which is an A -module instead of W which is an A - A -bimodule. However, the same proof presented in appendix A.1 still holds, since all the steps used are valid. This stems from the fact that there was no point in the proof where the right action of A on W was used, treating it essentially as a left A -module.

More explicitly, (A.13) can be used as is, since $e_{X, Y \otimes_A Z}$ and $e_{Y \otimes_A Z, W}$ are again bimodule intertwiners. Furthermore, formulas like (A.14) still hold even if Z is only a left A -module. Next, $e_{Y, Z}$ is still a bimodule intertwiner, thus the steps leading to (A.16) can be repeated in our current case of proving (A.20). Finally, it is clear that the remaining steps used in appendix A.1 are also valid here.

A.3 Associator of ${}_A\mathcal{C}_B \times \mathcal{C}_B \times \mathcal{C}$

We restrict ourselves to the case $A = B$ noting that all considerations can be easily extended to the general case. The mixed pentagon identity that the associator (2.83) must satisfy is

$$\tilde{\alpha}_{X \otimes_A Y, M, U} \circ \tilde{\alpha}_{X, Y, M \otimes U} = (\tilde{\alpha}_{X, Y, M} \otimes \text{id}_U) \circ \alpha_{X, Y \otimes_A M, U} \circ (\text{id}_X \otimes_A \alpha_{Y, M, U}) \tag{A.21}$$

where $\tilde{\alpha}$ is defined in (2.75), X, Y are A - A -bimodules, M is a left A -module and $U \in \text{Obj}(\mathcal{C})$. We will proceed by calculating both sides of (A.21) and showing that they are identical. Using the definitions of the relevant associators we find that the left-hand side of (A.21) is represented graphically as

$$(A.22)$$

Next we use $P_{X \otimes_A Y, M \otimes U} = P_{X \otimes_A Y, M} \otimes \text{id}_U$ yielding the term $r_{X \otimes_A Y, M} \circ P_{X \otimes_A Y, M}$ on the top part of (A.22). Using the definition (2.30) we find that

$$r_{X \otimes_A Y, M} \circ P_{X \otimes_A Y, M} = r_{X \otimes_A Y, M} \circ e_{X \otimes_A Y, M} \circ r_{X \otimes_A Y, M} = r_{X \otimes_A Y, M} \quad (A.23)$$

since

$$r_{X \otimes_A Y, M} \circ e_{X \otimes_A Y, M} = \text{id}_{(X \otimes_A Y) \otimes_A M} \quad (A.24)$$

Therefore, the left-hand side of (A.21) becomes

$$(A.25)$$

We proceed with the right-hand side of (A.21) which takes the form

$$(A.26)$$

We next use the identity $P_{X, (Y \otimes_A M) \otimes U} = P_{X, Y \otimes_A M} \otimes \text{id}_U$ and the fact that the projector is an idempotent $P_{X, Y \otimes_A M} \circ P_{X, Y \otimes_A M} = P_{X, Y \otimes_A M}$ in the middle part of the diagram (A.26). Then we recall that $e_{Y, M}$ is a left A -module intertwiner between the A -modules $Y \otimes_A M$ and $Y \otimes M$ satisfying

$$e_{Y, M} \circ \rho_{Y \otimes_A M} = \rho_{Y \otimes M} \circ (\text{id}_A \otimes e_{Y, M}) \quad (A.27)$$

Using this and the explicit form of the projector $P_{X, Y \otimes_A M}$ we show that

$$(\text{id}_X \otimes e_{Y, M} \otimes \text{id}_U) \circ (P_{X, Y \otimes_A M} \otimes \text{id}_U) = (P_{X, Y \otimes M} \otimes \text{id}_U) \circ (\text{id}_X \otimes e_{Y, M} \otimes \text{id}_U) \quad (A.28)$$

to pull $e_{Y, M}$ below $P_{X, Y \otimes_A M}$ in the middle part of (A.26). In the end, (A.26) becomes

$$(A.29)$$

Now we can use $P_{X,Y \otimes M} = P_{X,Y} \otimes \text{id}_M$ and then the term $r_{X,Y} \circ P_{X,Y}$ appears at the middle left part of (A.29). We find that

$$r_{X,Y} \circ P_{X,Y} = r_{X,Y} \circ e_{X,Y} \circ r_{X,Y} = r_{X,Y} \quad (\text{A.30})$$

Similarly, in the middle right part of (A.29) we use $P_{Y,M} \otimes \text{id}_U = P_{Y,M \otimes U}$ so that the term $P_{Y,M \otimes U} \circ e_{Y,M \otimes U}$ appears. We calculate that term as

$$P_{Y,M \otimes U} \circ e_{Y,M \otimes U} = e_{Y,M \otimes U} \circ r_{Y,M \otimes U} \circ e_{Y,M \otimes U} = e_{Y,M \otimes U} \quad (\text{A.31})$$

In the end, (A.29) becomes

$$(\text{A.32})$$

which is identical to the left-hand side shown in (A.25), proving the pentagon identity (A.21).

B Matrices A, B, C and fusing matrices for rational free boson

B.1 $N = 2, r = 2$

Let us first introduce a convenient notational convention regarding the three sets of coefficients A, B, C in (3.19), (3.25) and (3.30) respectively. Consider for instance $A_{(i,j)k}^{(x,y)z}$ as in (3.19). Due to the structure of the free boson theory which is summarized in (3.35), the labels z and k are uniquely determined by the remaining four labels. More specifically, the coefficients $A_{(i,j)k}^{(x,y)z}$ are non zero only if z and k are the unique labels that satisfy $X_z \cong X_x \otimes_B X_y$ and $U_k \cong U_i \otimes U_j$. Therefore, we will omit these labels when working in the free boson setting. A similar argument holds for the last upper and last lower indices of $B_{(i,j)k}^{(x,a)b}$ and $C_{(i)k}^{(a,j)b}$.

At this point we note the following index sets for the model with $N = 2, r = 2$. The index set for the simple objects of the category \mathcal{U}_2 is $\mathcal{I} = \{0, 1, 2, 3\}$, the index set for the A_2 -modules is $\mathcal{J}_{A_2} = \{0, 1\}$ while for the A_2 - A_2 -bimodules we have $\mathcal{K}_{A_2 A_2} = \{0, 1, 2, 3\}$. Using the results from section 4.1 we can construct the system of linear equations from (4.38), (4.39) and (4.40) in order to find the complex numbers $A_{(i,j)}^{(x,y)}$. This system is solved

by the following set of $|\mathcal{K}_{A_2 A_2}|^2$ matrices of dimension $|\mathcal{I}| \times |\mathcal{I}|$:

$$\begin{aligned}
A^{(0,0)} &= \tilde{A}^{(0,0)} \begin{bmatrix} 1 & 0 & 1 & 0 \\ 0 & 0 & 0 & 0 \\ 1 & 0 & 1 & 0 \\ 0 & 0 & 0 & 0 \end{bmatrix}, & A^{(0,1)} &= \tilde{A}^{(0,1)} \begin{bmatrix} 0 & 1 & 0 & 1 \\ 0 & 0 & 0 & 0 \\ 0 & 1 & 0 & 1 \\ 0 & 0 & 0 & 0 \end{bmatrix}, & A^{(0,2)} &= \tilde{A}^{(0,2)} \begin{bmatrix} 1 & 0 & 1 & 0 \\ 0 & 0 & 0 & 0 \\ 1 & 0 & 1 & 0 \\ 0 & 0 & 0 & 0 \end{bmatrix}, \\
A^{(0,3)} &= \tilde{A}^{(0,3)} \begin{bmatrix} 0 & 1 & 0 & 1 \\ 0 & 0 & 0 & 0 \\ 0 & 1 & 0 & 1 \\ 0 & 0 & 0 & 0 \end{bmatrix}, & A^{(1,0)} &= \tilde{A}^{(1,0)} \begin{bmatrix} 0 & 0 & 0 & 0 \\ 1 & 0 & -i & 0 \\ 0 & 0 & 0 & 0 \\ 1 & 0 & -i & 0 \end{bmatrix}, & A^{(1,1)} &= \tilde{A}^{(1,1)} \begin{bmatrix} 0 & 0 & 0 & 0 \\ 0 & 1 & 0 & -i \\ 0 & 0 & 0 & 0 \\ 0 & 1 & 0 & -i \end{bmatrix}, \\
A^{(1,2)} &= \tilde{A}^{(1,2)} \begin{bmatrix} 0 & 0 & 0 & 0 \\ 1 & 0 & -i & 0 \\ 0 & 0 & 0 & 0 \\ 1 & 0 & -i & 0 \end{bmatrix}, & A^{(1,3)} &= \tilde{A}^{(1,3)} \begin{bmatrix} 0 & 0 & 0 & 0 \\ 0 & 1 & 0 & -i \\ 0 & 0 & 0 & 0 \\ 0 & 1 & 0 & -i \end{bmatrix}, & A^{(2,0)} &= \tilde{A}^{(2,0)} \begin{bmatrix} 1 & 0 & -1 & 0 \\ 0 & 0 & 0 & 0 \\ 1 & 0 & -1 & 0 \\ 0 & 0 & 0 & 0 \end{bmatrix}, \\
A^{(2,1)} &= \tilde{A}^{(2,1)} \begin{bmatrix} 0 & 1 & 0 & -1 \\ 0 & 0 & 0 & 0 \\ 0 & 1 & 0 & -1 \\ 0 & 0 & 0 & 0 \end{bmatrix}, & A^{(2,2)} &= \tilde{A}^{(2,2)} \begin{bmatrix} 1 & 0 & -1 & 0 \\ 0 & 0 & 0 & 0 \\ 1 & 0 & -1 & 0 \\ 0 & 0 & 0 & 0 \end{bmatrix}, & A^{(2,3)} &= \tilde{A}^{(2,3)} \begin{bmatrix} 0 & 1 & 0 & -1 \\ 0 & 0 & 0 & 0 \\ 0 & 1 & 0 & -1 \\ 0 & 0 & 0 & 0 \end{bmatrix}, \\
A^{(3,0)} &= \tilde{A}^{(3,0)} \begin{bmatrix} 0 & 0 & 0 & 0 \\ 1 & 0 & i & 0 \\ 0 & 0 & 0 & 0 \\ 1 & 0 & i & 0 \end{bmatrix}, & A^{(3,1)} &= \tilde{A}^{(3,1)} \begin{bmatrix} 0 & 0 & 0 & 0 \\ 0 & 1 & 0 & i \\ 0 & 0 & 0 & 0 \\ 0 & 1 & 0 & i \end{bmatrix}, & A^{(3,2)} &= \tilde{A}^{(3,2)} \begin{bmatrix} 0 & 0 & 0 & 0 \\ 1 & 0 & i & 0 \\ 0 & 0 & 0 & 0 \\ 1 & 0 & i & 0 \end{bmatrix}, \\
A^{(3,3)} &= \tilde{A}^{(3,3)} \begin{bmatrix} 0 & 0 & 0 & 0 \\ 0 & 1 & 0 & i \\ 0 & 0 & 0 & 0 \\ 0 & 1 & 0 & i \end{bmatrix}
\end{aligned} \tag{B.1}$$

for any complex numbers $\tilde{A}^{(x,y)}$. Here we have used the matrix notation with matrix entries $A_{(i,j)}^{(x,y)} = \tilde{A}^{(x,y)} \tilde{A}_{(i,j)}^{(x,y)}$ where the row label i and the column label j run through the index set \mathcal{I} .

Next, we present the solution for the coefficients $B_{(i,j)}^{(x,a)}$. The solution consists of $|\mathcal{K}_{A_2 A_2}| |\mathcal{J}_{A_2}|$ matrices of dimension $|\mathcal{I}| \times |\mathcal{I}|$ with matrix elements

$$\begin{aligned}
B^{(0,0)} &= \tilde{B}^{(0,0)} \begin{bmatrix} 1 & 0 & 1 & 0 \\ 0 & 0 & 0 & 0 \\ 1 & 0 & 1 & 0 \\ 0 & 0 & 0 & 0 \end{bmatrix}, & B^{(0,1)} &= \tilde{B}^{(0,1)} \begin{bmatrix} 0 & 1 & 0 & 1 \\ 0 & 0 & 0 & 0 \\ 0 & 1 & 0 & 1 \\ 0 & 0 & 0 & 0 \end{bmatrix}, & B^{(1,0)} &= \tilde{B}^{(1,0)} \begin{bmatrix} 0 & 0 & 0 & 0 \\ i & 0 & 1 & 0 \\ 0 & 0 & 0 & 0 \\ i & 0 & 1 & 0 \end{bmatrix}, \\
B^{(1,1)} &= \tilde{B}^{(1,1)} \begin{bmatrix} 0 & 0 & 0 & 0 \\ 0 & i & 0 & 1 \\ 0 & 0 & 0 & 0 \\ 0 & i & 0 & 1 \end{bmatrix}, & B^{(2,0)} &= \tilde{B}^{(2,0)} \begin{bmatrix} -1 & 0 & 1 & 0 \\ 0 & 0 & 0 & 0 \\ -1 & 0 & 1 & 0 \\ 0 & 0 & 0 & 0 \end{bmatrix}, & B^{(2,1)} &= \tilde{B}^{(2,1)} \begin{bmatrix} 0 & -1 & 0 & 1 \\ 0 & 0 & 0 & 0 \\ 0 & -1 & 0 & 1 \\ 0 & 0 & 0 & 0 \end{bmatrix},
\end{aligned}$$

$$B^{(3,0)} = \tilde{B}^{(3,0)} \begin{bmatrix} 0 & 0 & 0 & 0 \\ -i & 0 & 1 & 0 \\ 0 & 0 & 0 & 0 \\ -i & 0 & 1 & 0 \end{bmatrix}, \quad B^{(3,1)} = \tilde{B}^{(3,1)} \begin{bmatrix} 0 & 0 & 0 & 0 \\ 0 & -i & 0 & 1 \\ 0 & 0 & 0 & 0 \\ 0 & -i & 0 & 1 \end{bmatrix} \quad (\text{B.2})$$

where $\tilde{B}^{(x,a)} \in \mathbb{C}$ are arbitrary and the row and column labels run through the simple objects of the category \mathcal{U}_2 . Using these results in (3.29) we obtain the following for the T-matrices:

$$\mathbb{T}^{(xya)} = 1 \quad \text{if any } x, y \text{ is } 0. \quad (\text{B.3})$$

Some of the remaining values are

$$\begin{aligned} \mathbb{T}^{(111)} &= -i, & \mathbb{T}^{(331)} &= i \\ \mathbb{T}^{(110)} &= \mathbb{T}^{(220)} = \mathbb{T}^{(330)} = \mathbb{T}^{(221)} = 1 \\ \mathbb{T}^{(120)} &= \mathbb{T}^{(121)} = \mathbb{T}^{(310)} = \mathbb{T}^{(231)} = \xi \\ \mathbb{T}^{(131)} &= \mathbb{T}^{(230)} = -\xi \\ \mathbb{T}^{(210)} &= \mathbb{T}^{(320)} = \mathbb{T}^{(321)} = \mathbb{T}^{(311)} = \xi^3 \\ \mathbb{T}^{(211)} &= \mathbb{T}^{(130)} = -\xi^3 \end{aligned} \quad (\text{B.4})$$

while the remaining of the non-zero values are equal to 1. Here, we used the normalisation (4.47) for the constants $\tilde{B}^{(x,a)}$.

We now present the results for the coefficients $C_{(i)}^{(a,j)}$. The solution of system (3.32) consists of the following $|\mathcal{J}_{A_2}||\mathcal{I}|$ vectors of dimension $|\mathcal{I}|$:

$$\begin{aligned} C^{(0,0)} &= \tilde{C}^{(0,0)} \begin{bmatrix} 1 \\ 0 \\ 1 \\ 0 \end{bmatrix}, & C^{(0,1)} &= \tilde{C}^{(0,1)} \begin{bmatrix} 1 \\ 0 \\ 1 \\ 0 \end{bmatrix}, & C^{(0,2)} &= \tilde{C}^{(0,2)} \begin{bmatrix} 1 \\ 0 \\ 1 \\ 0 \end{bmatrix}, & C^{(0,3)} &= \tilde{C}^{(0,3)} \begin{bmatrix} 1 \\ 0 \\ 1 \\ 0 \end{bmatrix} \\ C^{(1,0)} &= \tilde{C}^{(1,0)} \begin{bmatrix} 0 \\ 1 \\ 0 \\ 1 \end{bmatrix}, & C^{(1,1)} &= \tilde{C}^{(1,1)} \begin{bmatrix} 0 \\ 1 \\ 0 \\ 1 \end{bmatrix}, & C^{(1,2)} &= \tilde{C}^{(1,2)} \begin{bmatrix} 0 \\ 1 \\ 0 \\ 1 \end{bmatrix}, & C^{(1,3)} &= \tilde{C}^{(1,3)} \begin{bmatrix} 0 \\ 1 \\ 0 \\ 1 \end{bmatrix} \end{aligned} \quad (\text{B.5})$$

where $\tilde{C}^{(a,j)} \in \mathbb{C}$ are arbitrary. They were obtained by using (4.19) as well as the normalisation (4.20). Here, the row label i is running through the simple objects of \mathcal{U}_2 . Finally, we obtain the following results for the $\dot{\mathbb{T}}$ -matrices

$$\begin{aligned} \dot{\mathbb{T}}^{(102)} &= \dot{\mathbb{T}}^{(103)} = \dot{\mathbb{T}}^{(111)} = \dot{\mathbb{T}}^{(112)} = -i \\ \dot{\mathbb{T}}^{(113)} &= \dot{\mathbb{T}}^{(203)} = \dot{\mathbb{T}}^{(211)} = \dot{\mathbb{T}}^{(313)} = -1 \\ \dot{\mathbb{T}}^{(302)} &= \dot{\mathbb{T}}^{(303)} = \dot{\mathbb{T}}^{(311)} = \dot{\mathbb{T}}^{(312)} = i \end{aligned} \quad (\text{B.6})$$

while the remaining of the non-zero values are equal to 1. Here we used the normalisation (4.50) for the boundary field junctions.

B.2 $N = 4, r = 2$

In this appendix, since the dimensions of the matrices $A_{(i,j)}^{(x,y)}$, $B_{(i,j)}^{(x,a)}$ and $C_{(i)}^{(a,j)}$ are quite large, we present only the non-zero matrix elements. Recall that for $N = 4, r = 2$, the index set of simple objects of \mathcal{U}_4 is $\tilde{\mathcal{I}} = \{0, 1, \dots, 7\}$ while the index set for \tilde{A}_2 -modules is $\mathcal{J}_{\tilde{A}_2} = \{0, 1, 2, 3\}$ and the one for \tilde{A}_2 - \tilde{A}_2 -bimodules is $\mathcal{K}_{\tilde{A}_2\tilde{A}_2} = \{0, 1, \dots, 7\}$.

We first present the solution to the linear system constructed from (4.38), (4.39) and (4.40). The solution consists of $|\mathcal{K}_{\tilde{A}_2\tilde{A}_2}|^2$ matrices of dimension $|\tilde{\mathcal{I}}| \times |\tilde{\mathcal{I}}|$ with matrix elements

$$A_{(i,j)}^{(x,y)} = \tilde{A}^{(x,y)} \tilde{A}_{(i,j)}^{(x,y)} \quad (\text{B.7})$$

for any complex numbers $\tilde{A}^{(x,y)}$. The non-zero matrix elements $\tilde{A}_{(i,j)}^{(x,y)}$ are found to be

$$\begin{aligned} \tilde{A}_{(0,0)}^{(0,0)} &= \tilde{A}_{(4,0)}^{(0,0)} = \tilde{A}_{(0,4)}^{(0,0)} = \tilde{A}_{(4,4)}^{(0,0)} = \tilde{A}_{(0,1)}^{(0,1)} = \tilde{A}_{(4,1)}^{(0,1)} = \tilde{A}_{(0,5)}^{(0,1)} = \tilde{A}_{(4,5)}^{(0,1)} = 1, \\ \tilde{A}_{(0,2)}^{(0,2)} &= \tilde{A}_{(4,2)}^{(0,2)} = \tilde{A}_{(0,6)}^{(0,2)} = \tilde{A}_{(4,6)}^{(0,2)} = \tilde{A}_{(0,3)}^{(0,3)} = \tilde{A}_{(4,3)}^{(0,3)} = \tilde{A}_{(0,7)}^{(0,3)} = \tilde{A}_{(4,7)}^{(0,3)} = 1, \\ \tilde{A}_{(1,0)}^{(1,0)} &= \tilde{A}_{(5,0)}^{(1,0)} = \tilde{A}_{(1,1)}^{(1,1)} = \tilde{A}_{(5,1)}^{(1,1)} = 1, \quad \tilde{A}_{(1,4)}^{(1,0)} = \tilde{A}_{(5,4)}^{(1,0)} = \tilde{A}_{(1,5)}^{(1,1)} = \tilde{A}_{(5,5)}^{(1,1)} = -i, \\ \tilde{A}_{(1,2)}^{(1,2)} &= \tilde{A}_{(5,2)}^{(1,2)} = \tilde{A}_{(1,3)}^{(1,3)} = \tilde{A}_{(5,3)}^{(1,3)} = 1, \quad \tilde{A}_{(1,6)}^{(1,2)} = \tilde{A}_{(5,6)}^{(1,2)} = \tilde{A}_{(1,7)}^{(1,3)} = \tilde{A}_{(5,7)}^{(1,3)} = -i, \\ \tilde{A}_{(0,0)}^{(2,0)} &= \tilde{A}_{(4,0)}^{(2,0)} = \tilde{A}_{(0,1)}^{(2,1)} = \tilde{A}_{(4,1)}^{(2,1)} = 1, \quad \tilde{A}_{(0,4)}^{(2,0)} = \tilde{A}_{(4,4)}^{(2,0)} = \tilde{A}_{(0,5)}^{(2,1)} = \tilde{A}_{(4,5)}^{(2,1)} = -1, \\ \tilde{A}_{(0,2)}^{(2,2)} &= \tilde{A}_{(4,2)}^{(2,2)} = \tilde{A}_{(0,3)}^{(2,3)} = \tilde{A}_{(4,3)}^{(2,3)} = 1, \quad \tilde{A}_{(0,6)}^{(2,2)} = \tilde{A}_{(4,6)}^{(2,2)} = \tilde{A}_{(0,7)}^{(2,3)} = \tilde{A}_{(4,7)}^{(2,3)} = -1, \\ \tilde{A}_{(1,0)}^{(3,0)} &= \tilde{A}_{(5,0)}^{(3,0)} = \tilde{A}_{(1,1)}^{(3,1)} = \tilde{A}_{(5,1)}^{(3,1)} = 1, \quad \tilde{A}_{(1,4)}^{(3,0)} = \tilde{A}_{(5,4)}^{(3,0)} = \tilde{A}_{(1,5)}^{(3,1)} = \tilde{A}_{(5,5)}^{(3,1)} = i, \\ \tilde{A}_{(1,2)}^{(3,2)} &= \tilde{A}_{(5,2)}^{(3,2)} = \tilde{A}_{(1,3)}^{(3,3)} = \tilde{A}_{(5,3)}^{(3,3)} = 1, \quad \tilde{A}_{(1,6)}^{(3,2)} = \tilde{A}_{(5,6)}^{(3,2)} = \tilde{A}_{(1,7)}^{(3,3)} = \tilde{A}_{(5,7)}^{(3,3)} = i, \\ \tilde{A}_{(2,0)}^{(4,0)} &= \tilde{A}_{(6,0)}^{(4,0)} = \tilde{A}_{(2,4)}^{(4,0)} = \tilde{A}_{(6,4)}^{(4,0)} = \tilde{A}_{(2,1)}^{(4,1)} = \tilde{A}_{(6,1)}^{(4,1)} = \tilde{A}_{(2,5)}^{(4,1)} = \tilde{A}_{(6,5)}^{(4,1)} = 1, \\ \tilde{A}_{(2,2)}^{(4,2)} &= \tilde{A}_{(6,2)}^{(4,2)} = \tilde{A}_{(2,6)}^{(4,2)} = \tilde{A}_{(6,6)}^{(4,2)} = \tilde{A}_{(2,3)}^{(4,3)} = \tilde{A}_{(6,3)}^{(4,3)} = \tilde{A}_{(2,7)}^{(4,3)} = \tilde{A}_{(6,7)}^{(4,3)} = 1, \\ \tilde{A}_{(3,0)}^{(5,0)} &= \tilde{A}_{(7,0)}^{(5,0)} = \tilde{A}_{(3,1)}^{(5,1)} = \tilde{A}_{(7,1)}^{(5,1)} = 1, \quad \tilde{A}_{(3,4)}^{(5,0)} = \tilde{A}_{(7,4)}^{(5,0)} = \tilde{A}_{(3,5)}^{(5,1)} = \tilde{A}_{(7,5)}^{(5,1)} = -i, \\ \tilde{A}_{(3,2)}^{(5,2)} &= \tilde{A}_{(7,2)}^{(5,2)} = \tilde{A}_{(3,3)}^{(5,3)} = \tilde{A}_{(7,3)}^{(5,3)} = 1, \quad \tilde{A}_{(3,6)}^{(5,2)} = \tilde{A}_{(7,6)}^{(5,2)} = \tilde{A}_{(3,7)}^{(5,3)} = \tilde{A}_{(7,7)}^{(5,3)} = -i, \\ \tilde{A}_{(2,0)}^{(6,0)} &= \tilde{A}_{(6,0)}^{(6,0)} = \tilde{A}_{(2,1)}^{(6,1)} = \tilde{A}_{(6,1)}^{(6,1)} = 1, \quad \tilde{A}_{(2,4)}^{(6,0)} = \tilde{A}_{(6,4)}^{(6,0)} = \tilde{A}_{(2,5)}^{(6,1)} = \tilde{A}_{(6,5)}^{(6,1)} = -1, \\ \tilde{A}_{(2,2)}^{(6,2)} &= \tilde{A}_{(6,2)}^{(6,2)} = \tilde{A}_{(2,3)}^{(6,3)} = \tilde{A}_{(6,3)}^{(6,3)} = 1, \quad \tilde{A}_{(2,6)}^{(6,2)} = \tilde{A}_{(6,6)}^{(6,2)} = \tilde{A}_{(2,7)}^{(6,3)} = \tilde{A}_{(6,7)}^{(6,3)} = -1, \\ \tilde{A}_{(3,0)}^{(7,0)} &= \tilde{A}_{(7,0)}^{(7,0)} = \tilde{A}_{(3,1)}^{(7,1)} = \tilde{A}_{(7,1)}^{(7,1)} = 1, \quad \tilde{A}_{(3,4)}^{(7,0)} = \tilde{A}_{(7,4)}^{(7,0)} = \tilde{A}_{(3,5)}^{(7,1)} = \tilde{A}_{(7,5)}^{(7,1)} = i, \\ \tilde{A}_{(3,2)}^{(7,2)} &= \tilde{A}_{(7,2)}^{(7,2)} = \tilde{A}_{(3,3)}^{(7,3)} = \tilde{A}_{(7,3)}^{(7,3)} = 1, \quad \tilde{A}_{(3,6)}^{(7,2)} = \tilde{A}_{(7,6)}^{(7,2)} = \tilde{A}_{(3,7)}^{(7,3)} = \tilde{A}_{(7,7)}^{(7,3)} = i. \end{aligned} \quad (\text{B.8})$$

Notice that these are only 32 out of the 64 matrices $\tilde{A}_{(i,j)}^{(x,y)}$ that appear on (B.7). The remaining matrices are obtained by

$$\tilde{A}_{(i,j)}^{(x,y)} = \tilde{A}_{(i,j)}^{(x,y \bmod 4)}, \quad \forall x, y, i, j \quad (\text{B.9})$$

Using these we can compute the Y fusing matrices from (3.20) and obtain

$$\begin{aligned}
Y^{(113)} &= Y^{(117)} = Y^{(153)} = Y^{(157)} = Y^{(122)} = Y^{(123)} = Y^{(126)} = Y^{(127)} = -i \\
Y^{(131)} &= Y^{(135)} = Y^{(132)} = Y^{(133)} = Y^{(136)} = Y^{(137)} = Y^{(162)} = Y^{(163)} = -i \\
Y^{(166)} &= Y^{(167)} = Y^{(171)} = Y^{(175)} = Y^{(172)} = Y^{(173)} = Y^{(176)} = Y^{(177)} = -i \\
Y^{(313)} &= Y^{(317)} = Y^{(353)} = Y^{(357)} = Y^{(322)} = Y^{(323)} = Y^{(326)} = Y^{(327)} = -i \\
Y^{(331)} &= Y^{(335)} = Y^{(332)} = Y^{(333)} = Y^{(336)} = Y^{(337)} = Y^{(362)} = Y^{(363)} = -i \\
Y^{(366)} &= Y^{(367)} = Y^{(371)} = Y^{(375)} = Y^{(372)} = Y^{(373)} = Y^{(376)} = Y^{(377)} = -i \\
Y^{(413)} &= Y^{(417)} = Y^{(453)} = Y^{(457)} = Y^{(422)} = Y^{(423)} = Y^{(426)} = Y^{(427)} = -1 \\
Y^{(431)} &= Y^{(435)} = Y^{(432)} = Y^{(433)} = Y^{(436)} = Y^{(437)} = Y^{(462)} = Y^{(463)} = -1 \\
Y^{(466)} &= Y^{(467)} = Y^{(471)} = Y^{(475)} = Y^{(472)} = Y^{(473)} = Y^{(476)} = Y^{(477)} = -1 \\
Y^{(613)} &= Y^{(617)} = Y^{(653)} = Y^{(657)} = Y^{(622)} = Y^{(623)} = Y^{(626)} = Y^{(627)} = -1 \\
Y^{(631)} &= Y^{(635)} = Y^{(632)} = Y^{(633)} = Y^{(636)} = Y^{(637)} = Y^{(662)} = Y^{(663)} = -1 \\
Y^{(666)} &= Y^{(667)} = Y^{(671)} = Y^{(675)} = Y^{(672)} = Y^{(673)} = Y^{(676)} = Y^{(677)} = -1 \\
Y^{(513)} &= Y^{(517)} = Y^{(553)} = Y^{(557)} = Y^{(522)} = Y^{(523)} = Y^{(526)} = Y^{(527)} = i \\
Y^{(531)} &= Y^{(535)} = Y^{(532)} = Y^{(533)} = Y^{(536)} = Y^{(537)} = Y^{(562)} = Y^{(563)} = i \\
Y^{(566)} &= Y^{(567)} = Y^{(571)} = Y^{(575)} = Y^{(572)} = Y^{(573)} = Y^{(576)} = Y^{(577)} = i \\
Y^{(713)} &= Y^{(717)} = Y^{(753)} = Y^{(757)} = Y^{(722)} = Y^{(723)} = Y^{(726)} = Y^{(727)} = i \\
Y^{(731)} &= Y^{(735)} = Y^{(732)} = Y^{(733)} = Y^{(736)} = Y^{(737)} = Y^{(762)} = Y^{(763)} = i \\
Y^{(766)} &= Y^{(767)} = Y^{(771)} = Y^{(775)} = Y^{(772)} = Y^{(773)} = Y^{(776)} = Y^{(777)} = i \quad (\text{B.10})
\end{aligned}$$

while the remaining of the non-zero values are equal to 1. Here we used the normalisation $\tilde{A}^{(x,y)} = 1$ in (B.7) for all pairs of bimodule labels x, y .

To find the complex numbers $B_{(i,j)}^{(x,a)}$ we proceed in the way described in 3.2 and construct a system of linear equations for these numbers. The solution consists of $|\mathcal{K}_{\tilde{A}_2\tilde{A}_2}| |\mathcal{J}_{\tilde{A}_2}|$ matrices of dimension $|\tilde{\mathcal{I}}| \times |\tilde{\mathcal{I}}|$ with matrix elements

$$B_{(i,j)}^{(x,a)} = \tilde{B}^{(x,a)} \tilde{B}_{(i,j)}^{(x,a)} \quad (\text{B.11})$$

for any complex numbers $\tilde{B}^{(x,a)}$. The non-zero matrix elements $\tilde{B}_{(i,j)}^{(x,y)}$ are found to be

$$\begin{aligned}
\tilde{B}_{(0,0)}^{(0,0)} &= \tilde{B}_{(4,0)}^{(0,0)} = \tilde{B}_{(0,4)}^{(0,0)} = \tilde{B}_{(4,4)}^{(0,0)} = \tilde{B}_{(0,1)}^{(0,1)} = \tilde{B}_{(4,1)}^{(0,1)} = \tilde{B}_{(0,5)}^{(0,1)} = \tilde{B}_{(4,5)}^{(0,1)} = 1, \\
\tilde{B}_{(0,2)}^{(0,2)} &= \tilde{B}_{(4,2)}^{(0,2)} = \tilde{B}_{(0,6)}^{(0,2)} = \tilde{B}_{(4,6)}^{(0,2)} = \tilde{B}_{(0,3)}^{(0,3)} = \tilde{B}_{(4,3)}^{(0,3)} = \tilde{B}_{(0,7)}^{(0,3)} = \tilde{B}_{(4,7)}^{(0,3)} = 1, \\
\tilde{B}_{(1,0)}^{(1,0)} &= \tilde{B}_{(5,0)}^{(1,0)} = \tilde{B}_{(1,1)}^{(1,1)} = \tilde{B}_{(5,1)}^{(1,1)} = 1, \quad \tilde{B}_{(1,4)}^{(1,0)} = \tilde{B}_{(5,4)}^{(1,0)} = \tilde{B}_{(1,5)}^{(1,1)} = \tilde{B}_{(5,5)}^{(1,1)} = -i, \\
\tilde{B}_{(1,2)}^{(1,2)} &= \tilde{B}_{(5,2)}^{(1,2)} = \tilde{B}_{(1,3)}^{(1,3)} = \tilde{B}_{(5,3)}^{(1,3)} = 1, \quad \tilde{B}_{(1,6)}^{(1,2)} = \tilde{B}_{(5,6)}^{(1,2)} = \tilde{B}_{(1,7)}^{(1,3)} = \tilde{B}_{(5,7)}^{(1,3)} = -i, \\
\tilde{B}_{(0,0)}^{(4,0)} &= \tilde{B}_{(4,0)}^{(4,0)} = \tilde{B}_{(0,1)}^{(4,1)} = \tilde{B}_{(4,1)}^{(4,1)} = 1, \quad \tilde{B}_{(0,4)}^{(4,0)} = \tilde{B}_{(4,4)}^{(4,0)} = \tilde{B}_{(0,5)}^{(4,1)} = \tilde{B}_{(4,5)}^{(4,1)} = -1, \\
\tilde{B}_{(0,2)}^{(4,2)} &= \tilde{B}_{(4,2)}^{(4,2)} = \tilde{B}_{(0,3)}^{(4,3)} = \tilde{B}_{(4,3)}^{(4,3)} = 1, \quad \tilde{B}_{(0,6)}^{(4,2)} = \tilde{B}_{(4,6)}^{(4,2)} = \tilde{B}_{(0,7)}^{(4,3)} = \tilde{B}_{(4,7)}^{(4,3)} = -1, \\
\tilde{B}_{(1,0)}^{(5,0)} &= \tilde{B}_{(5,0)}^{(5,0)} = \tilde{B}_{(1,1)}^{(5,1)} = \tilde{B}_{(5,1)}^{(5,1)} = 1, \quad \tilde{B}_{(1,4)}^{(5,0)} = \tilde{B}_{(5,4)}^{(5,0)} = \tilde{B}_{(1,5)}^{(5,1)} = \tilde{B}_{(5,5)}^{(5,1)} = i, \\
\tilde{B}_{(1,2)}^{(5,2)} &= \tilde{B}_{(5,2)}^{(5,2)} = \tilde{B}_{(1,3)}^{(5,3)} = \tilde{B}_{(5,3)}^{(5,3)} = 1, \quad \tilde{B}_{(1,6)}^{(5,2)} = \tilde{B}_{(5,6)}^{(5,2)} = \tilde{B}_{(1,7)}^{(5,3)} = \tilde{B}_{(5,7)}^{(5,3)} = i, \\
\tilde{B}_{(2,0)}^{(2,0)} &= \tilde{B}_{(6,0)}^{(2,0)} = \tilde{B}_{(2,4)}^{(2,0)} = \tilde{B}_{(6,4)}^{(2,0)} = \tilde{B}_{(2,1)}^{(2,1)} = \tilde{B}_{(6,1)}^{(2,1)} = \tilde{B}_{(2,5)}^{(2,1)} = \tilde{B}_{(6,5)}^{(2,1)} = 1, \\
\tilde{B}_{(2,2)}^{(2,2)} &= \tilde{B}_{(6,2)}^{(2,2)} = \tilde{B}_{(2,6)}^{(2,2)} = \tilde{B}_{(6,6)}^{(2,2)} = \tilde{B}_{(2,3)}^{(2,3)} = \tilde{B}_{(6,3)}^{(2,3)} = \tilde{B}_{(2,7)}^{(2,3)} = \tilde{B}_{(6,7)}^{(2,3)} = 1, \\
\tilde{B}_{(3,0)}^{(3,0)} &= \tilde{B}_{(7,0)}^{(3,0)} = \tilde{B}_{(3,1)}^{(3,1)} = \tilde{B}_{(7,1)}^{(3,1)} = 1, \quad \tilde{B}_{(3,4)}^{(3,0)} = \tilde{B}_{(7,4)}^{(3,0)} = \tilde{B}_{(3,5)}^{(3,1)} = \tilde{B}_{(7,5)}^{(3,1)} = -i, \\
\tilde{B}_{(3,2)}^{(3,2)} &= \tilde{B}_{(7,2)}^{(3,2)} = \tilde{B}_{(3,3)}^{(3,3)} = \tilde{B}_{(7,3)}^{(3,3)} = 1, \quad \tilde{B}_{(3,6)}^{(3,2)} = \tilde{B}_{(7,6)}^{(3,2)} = \tilde{B}_{(3,7)}^{(3,3)} = \tilde{B}_{(7,7)}^{(3,3)} = -i, \\
\tilde{B}_{(2,0)}^{(6,0)} &= \tilde{B}_{(6,0)}^{(6,0)} = \tilde{B}_{(2,1)}^{(6,1)} = \tilde{B}_{(6,1)}^{(6,1)} = 1, \quad \tilde{B}_{(2,4)}^{(6,0)} = \tilde{B}_{(6,4)}^{(6,0)} = \tilde{B}_{(2,5)}^{(6,1)} = \tilde{B}_{(6,5)}^{(6,1)} = -1, \\
\tilde{B}_{(2,2)}^{(6,2)} &= \tilde{B}_{(6,2)}^{(6,2)} = \tilde{B}_{(2,3)}^{(6,3)} = \tilde{B}_{(6,3)}^{(6,3)} = 1, \quad \tilde{B}_{(2,6)}^{(6,2)} = \tilde{B}_{(6,6)}^{(6,2)} = \tilde{B}_{(2,7)}^{(6,3)} = \tilde{B}_{(6,7)}^{(6,3)} = -1, \\
\tilde{B}_{(3,0)}^{(7,0)} &= \tilde{B}_{(7,0)}^{(7,0)} = \tilde{B}_{(3,1)}^{(7,1)} = \tilde{B}_{(7,1)}^{(7,1)} = 1, \quad \tilde{B}_{(3,4)}^{(7,0)} = \tilde{B}_{(7,4)}^{(7,0)} = \tilde{B}_{(3,5)}^{(7,1)} = \tilde{B}_{(7,5)}^{(7,1)} = i, \\
\tilde{B}_{(3,2)}^{(7,2)} &= \tilde{B}_{(7,2)}^{(7,2)} = \tilde{B}_{(3,3)}^{(7,3)} = \tilde{B}_{(7,3)}^{(7,3)} = 1, \quad \tilde{B}_{(3,6)}^{(7,2)} = \tilde{B}_{(7,6)}^{(7,2)} = \tilde{B}_{(3,7)}^{(7,3)} = \tilde{B}_{(7,7)}^{(7,3)} = i. \tag{B.12}
\end{aligned}$$

Now we can use (3.29) to obtain the T-matrices:

$$\mathbb{T}^{(xya)} = 1 \quad \text{if any } x, y, a \text{ is } 0. \tag{B.13}$$

Some of the remaining values are

$$\begin{aligned}
\mathbb{T}^{(113)} &= \mathbb{T}^{(153)} = \mathbb{T}^{(122)} = \mathbb{T}^{(123)} = \mathbb{T}^{(131)} = \mathbb{T}^{(132)} = \mathbb{T}^{(133)} = \mathbb{T}^{(162)} = -i \\
\mathbb{T}^{(163)} &= \mathbb{T}^{(171)} = \mathbb{T}^{(172)} = \mathbb{T}^{(173)} = \mathbb{T}^{(313)} = \mathbb{T}^{(353)} = \mathbb{T}^{(322)} = \mathbb{T}^{(323)} = -i \\
\mathbb{T}^{(331)} &= \mathbb{T}^{(332)} = \mathbb{T}^{(333)} = \mathbb{T}^{(362)} = \mathbb{T}^{(363)} = \mathbb{T}^{(371)} = \mathbb{T}^{(372)} = \mathbb{T}^{(373)} = -i \\
\mathbb{T}^{(413)} &= \mathbb{T}^{(453)} = \mathbb{T}^{(422)} = \mathbb{T}^{(423)} = \mathbb{T}^{(431)} = \mathbb{T}^{(432)} = \mathbb{T}^{(433)} = \mathbb{T}^{(462)} = -1 \\
\mathbb{T}^{(463)} &= \mathbb{T}^{(471)} = \mathbb{T}^{(472)} = \mathbb{T}^{(473)} = \mathbb{T}^{(613)} = \mathbb{T}^{(653)} = \mathbb{T}^{(622)} = \mathbb{T}^{(623)} = -1 \\
\mathbb{T}^{(631)} &= \mathbb{T}^{(632)} = \mathbb{T}^{(633)} = \mathbb{T}^{(662)} = \mathbb{T}^{(663)} = \mathbb{T}^{(671)} = \mathbb{T}^{(672)} = \mathbb{T}^{(673)} = -1 \\
\mathbb{T}^{(513)} &= \mathbb{T}^{(553)} = \mathbb{T}^{(522)} = \mathbb{T}^{(523)} = \mathbb{T}^{(531)} = \mathbb{T}^{(532)} = \mathbb{T}^{(533)} = \mathbb{T}^{(562)} = i \\
\mathbb{T}^{(563)} &= \mathbb{T}^{(571)} = \mathbb{T}^{(572)} = \mathbb{T}^{(573)} = \mathbb{T}^{(713)} = \mathbb{T}^{(753)} = \mathbb{T}^{(722)} = \mathbb{T}^{(723)} = i \\
\mathbb{T}^{(731)} &= \mathbb{T}^{(732)} = \mathbb{T}^{(733)} = \mathbb{T}^{(762)} = \mathbb{T}^{(763)} = \mathbb{T}^{(771)} = \mathbb{T}^{(772)} = \mathbb{T}^{(773)} = i \tag{B.14}
\end{aligned}$$

while the remaining of the non-zero values are equal to 1. Here, we used the normalisation $\tilde{B}^{(x,a)} = 1, \forall x, a$ for the open defect junctions.

To find the complex numbers $C_{(i)}^{(a,j)}$ we proceed in the way described in 3.3 and construct a system of linear equations for these numbers. The solution consists of $|\mathcal{J}_{\tilde{A}_2}||\mathcal{I}|$ vectors of dimension $|\tilde{\mathcal{I}}|$ of the form

$$C_{(i)}^{(a,j)} = \tilde{C}^{(a,j)} \tilde{C}_{(i)}^{(a,j)} \quad (\text{B.15})$$

for any complex numbers $\tilde{C}^{(a,j)}$. The entries $\tilde{C}_{(i)}^{(a,j)}$ are obtained by (4.19):

$$\tilde{C}_{(i)}^{(a,j)} = \begin{cases} 1 & \text{if } U_i \text{ is a subobject of } M_a \\ 0 & \text{otherwise.} \end{cases} \quad (\text{B.16})$$

We use these results in (3.36) to obtain the following values for the $\dot{\mathsf{T}}$ -matrices:

$$\begin{aligned} \dot{\mathsf{T}}^{(004)} &= \dot{\mathsf{T}}^{(005)} = \dot{\mathsf{T}}^{(006)} = \dot{\mathsf{T}}^{(007)} = \dot{\mathsf{T}}^{(113)} = \dot{\mathsf{T}}^{(114)} = \dot{\mathsf{T}}^{(115)} = \dot{\mathsf{T}}^{(116)} = -i \\ \dot{\mathsf{T}}^{(122)} &= \dot{\mathsf{T}}^{(123)} = \dot{\mathsf{T}}^{(124)} = \dot{\mathsf{T}}^{(125)} = \dot{\mathsf{T}}^{(131)} = \dot{\mathsf{T}}^{(132)} = \dot{\mathsf{T}}^{(133)} = \dot{\mathsf{T}}^{(134)} = -i \\ \dot{\mathsf{T}}^{(304)} &= \dot{\mathsf{T}}^{(305)} = \dot{\mathsf{T}}^{(306)} = \dot{\mathsf{T}}^{(307)} = \dot{\mathsf{T}}^{(313)} = \dot{\mathsf{T}}^{(314)} = \dot{\mathsf{T}}^{(315)} = \dot{\mathsf{T}}^{(316)} = -i \\ \dot{\mathsf{T}}^{(322)} &= \dot{\mathsf{T}}^{(323)} = \dot{\mathsf{T}}^{(324)} = \dot{\mathsf{T}}^{(325)} = \dot{\mathsf{T}}^{(331)} = \dot{\mathsf{T}}^{(332)} = \dot{\mathsf{T}}^{(333)} = \dot{\mathsf{T}}^{(334)} = -i \\ \dot{\mathsf{T}}^{(117)} &= \dot{\mathsf{T}}^{(126)} = \dot{\mathsf{T}}^{(127)} = \dot{\mathsf{T}}^{(135)} = \dot{\mathsf{T}}^{(136)} = \dot{\mathsf{T}}^{(137)} = \dot{\mathsf{T}}^{(404)} = \dot{\mathsf{T}}^{(405)} = -1 \\ \dot{\mathsf{T}}^{(406)} &= \dot{\mathsf{T}}^{(407)} = \dot{\mathsf{T}}^{(413)} = \dot{\mathsf{T}}^{(414)} = \dot{\mathsf{T}}^{(415)} = \dot{\mathsf{T}}^{(416)} = \dot{\mathsf{T}}^{(422)} = \dot{\mathsf{T}}^{(423)} = -1 \\ \dot{\mathsf{T}}^{(424)} &= \dot{\mathsf{T}}^{(425)} = \dot{\mathsf{T}}^{(431)} = \dot{\mathsf{T}}^{(432)} = \dot{\mathsf{T}}^{(433)} = \dot{\mathsf{T}}^{(434)} = \dot{\mathsf{T}}^{(517)} = \dot{\mathsf{T}}^{(526)} = -1 \\ \dot{\mathsf{T}}^{(527)} &= \dot{\mathsf{T}}^{(535)} = \dot{\mathsf{T}}^{(536)} = \dot{\mathsf{T}}^{(537)} = \dot{\mathsf{T}}^{(317)} = \dot{\mathsf{T}}^{(326)} = \dot{\mathsf{T}}^{(327)} = \dot{\mathsf{T}}^{(335)} = -1 \\ \dot{\mathsf{T}}^{(336)} &= \dot{\mathsf{T}}^{(337)} = \dot{\mathsf{T}}^{(604)} = \dot{\mathsf{T}}^{(605)} = \dot{\mathsf{T}}^{(606)} = \dot{\mathsf{T}}^{(607)} = \dot{\mathsf{T}}^{(613)} = \dot{\mathsf{T}}^{(614)} = -1 \\ \dot{\mathsf{T}}^{(615)} &= \dot{\mathsf{T}}^{(616)} = \dot{\mathsf{T}}^{(622)} = \dot{\mathsf{T}}^{(623)} = \dot{\mathsf{T}}^{(624)} = \dot{\mathsf{T}}^{(625)} = \dot{\mathsf{T}}^{(631)} = \dot{\mathsf{T}}^{(632)} = -1 \\ \dot{\mathsf{T}}^{(633)} &= \dot{\mathsf{T}}^{(634)} = \dot{\mathsf{T}}^{(717)} = \dot{\mathsf{T}}^{(726)} = \dot{\mathsf{T}}^{(727)} = \dot{\mathsf{T}}^{(735)} = \dot{\mathsf{T}}^{(736)} = \dot{\mathsf{T}}^{(737)} = -1 \\ \dot{\mathsf{T}}^{(504)} &= \dot{\mathsf{T}}^{(505)} = \dot{\mathsf{T}}^{(506)} = \dot{\mathsf{T}}^{(507)} = \dot{\mathsf{T}}^{(513)} = \dot{\mathsf{T}}^{(514)} = \dot{\mathsf{T}}^{(515)} = \dot{\mathsf{T}}^{(516)} = i \\ \dot{\mathsf{T}}^{(522)} &= \dot{\mathsf{T}}^{(523)} = \dot{\mathsf{T}}^{(524)} = \dot{\mathsf{T}}^{(525)} = \dot{\mathsf{T}}^{(531)} = \dot{\mathsf{T}}^{(532)} = \dot{\mathsf{T}}^{(533)} = \dot{\mathsf{T}}^{(534)} = i \\ \dot{\mathsf{T}}^{(704)} &= \dot{\mathsf{T}}^{(705)} = \dot{\mathsf{T}}^{(706)} = \dot{\mathsf{T}}^{(707)} = \dot{\mathsf{T}}^{(713)} = \dot{\mathsf{T}}^{(714)} = \dot{\mathsf{T}}^{(715)} = \dot{\mathsf{T}}^{(716)} = i \\ \dot{\mathsf{T}}^{(722)} &= \dot{\mathsf{T}}^{(723)} = \dot{\mathsf{T}}^{(724)} = \dot{\mathsf{T}}^{(725)} = \dot{\mathsf{T}}^{(731)} = \dot{\mathsf{T}}^{(732)} = \dot{\mathsf{T}}^{(733)} = \dot{\mathsf{T}}^{(734)} = i \end{aligned} \quad (\text{B.17})$$

while the rest of the non-zero values are equal to 1. Here, we used the normalisation (4.20).

References

- [1] G. Moore and N. Seiberg *Classical and quantum conformal field theory*, Comm. Math. Phys. **123(2)** (1989) 177.
- [2] G. Moore and N. Seiberg, *Lectures on RCFT, Physics, Geometry, and Topology*, Plenum Press, New York, 1990.
- [3] G. Felder, J. Fröhlich, J. Fuchs, C. Schweigert, *Conformal boundary conditions and three-dimensional topological field theory*, Phys. Rev. Lett. **84** (2000) 1659; arXiv:hep-th/9909140.

- [4] G. Felder, J. Fröhlich, J. Fuchs, C. Schweigert, *Correlation functions and boundary conditions in RCFT and three-dimensional topology*, Compos. Math. **131** (2002) 189; arXiv:hep-th/9912239.
- [5] J. Fuchs and C. Schweigert, *Category theory for conformal boundary conditions*, Fields Inst. Commun. **39** (2003) 25, arXiv:math/0106050.
- [6] J. Fuchs, I. Runkel and C. Schweigert, *Conformal correlation functions, Frobenius algebras and triangulations*, Nuclear Physics B **624** (2002) 452; arXiv:hep-th/0110133.
- [7] J. Fuchs, I. Runkel and C. Schweigert, *TFT construction of RCFT correlators I: partition functions*, Nuclear Physics B **646** (2002) 353; arXiv:hep-th/0204148.
- [8] J. Fuchs, I. Runkel and C. Schweigert, *TFT construction of RCFT correlators II: unoriented world sheets*, Nuclear Physics B **678** (2004) 511; arXiv:hep-th/0306164.
- [9] J. Fuchs, I. Runkel and C. Schweigert, *TFT construction of RCFT correlators III: Simple currents*, Nuclear Physics B **694** (2004) 277; arXiv:hep-th/0403157.
- [10] J. Fuchs, I. Runkel and C. Schweigert, *TFT construction of RCFT correlators IV: Structure constants and correlation functions*, Nuclear Physics B **715** (2005) 539; arXiv:hep-th/0412290.
- [11] J. Fjelstad, J. Fuchs, I. Runkel and C. Schweigert, *TFT construction of RCFT correlators V: Proof of modular invariance and factorisation*, Theor. Appl. Categor. **16** (2006) 342; arXiv:hep-th/0503194.
- [12] I. Runkel, J. Fuchs, and C. Schweigert *Categorification and correlation functions in conformal field theory*, arXiv:math/0602079.
- [13] J. Fuchs, C. Schweigert, S. Wood, and Y. Yang, *Algebraic structures in two-dimensional conformal field theory*, arXiv:2305.02773.
- [14] J. Fuchs, I. Runkel, and C. Schweigert, *Twenty-five years of two-dimensional rational conformal field theory*, arXiv:0910.3145.
- [15] Y. Choi, B. C. Rayhaun, Y. Sanghavi, S.-H. Shao, *Remarks on boundaries, anomalies, and noninvertible symmetries*, Phys. Rev. **D108** (2023) 12, 125005; arXiv:2305.09713.
- [16] J. Fröhlich, J. Fuchs, I. Runkel and C. Schweigert, *Duality and defects in rational conformal field theory*, Nuclear Physics B **763** (2007) 354; arXiv:hep-th/0607247.
- [17] J. Fröhlich, J. Fuchs, I. Runkel and C. Schweigert, *Kramers-Wannier duality from conformal defects*, Phys. Rev. Lett. **93** (2004) 070601; arXiv:cond-mat/0404051.
- [18] C.-M. Chang, Y.-H. Lin, S.-H. Shao, Y. Wang and X. Yin, *Topological defect lines and renormalization group flows in two dimensions*, Journal of High Energy Physics **2019** (2019) 26; arXiv:1802.04445.
- [19] A. Konechny, *RG boundaries and interfaces in Ising field theory*, J. Phys. **A50** (2017) 145403; arXiv:1610.07489.
- [20] J. Cardy, *Bulk renormalization group flows and boundary states in conformal field theories*, SciPost Phys. **3** (2017) 011; arXiv:1706.01568.
- [21] S. Schafer-Nameki, *ICTP Lectures on (Non-)Invertible Generalized Symmetries*, arXiv:2305.18296.
- [22] S.-H. Shao, *What's Done Cannot Be Undone: TASI Lectures on Non-Invertible Symmetry*, arXiv:2308.00747.

- [23] T. D. Brennan and S. Hong, *Introduction to Generalized Global Symmetries in QFT and Particle Physics*, arXiv:2306.00912.
- [24] L. Bhardwaj, L. E. Bottini, D. Pajer, S. Schafer-Nameki, *Gapped Phases with Non-Invertible Symmetries: $(1+1)d$* , arXiv:2310.03784.
- [25] L. Bhardwaj, L. E. Bottini, D. Pajer, S. Schafer-Nameki, *Categorical Landau Paradigm for Gapped Phases*, arXiv:2310.03786.
- [26] L. Bhardwaj, L. E. Bottini, D. Pajer, S. Schafer-Nameki, *The Club Sandwich: Gapless Phases and Phase Transitions with Non-Invertible Symmetries*, arXiv:2312.17322.
- [27] F. Baume, J.J. Heckman, M. Hübner, E. Torres, A.P. Turner, *SymTrees and Multi-Sector QFTs*, Phys. Rev. D **109** (2024) 10, 106013; arXiv:2310.12980.
- [28] K. Graham and G. M. T. Watts, *Defect Lines and Boundary Flows*, JHEP **04** (2004) 019; arXiv:hep-th/0306167.
- [29] A. Konechny, *Open topological defects and boundary RG flows*, J. Phys. **A53** (2020) 155401; arXiv:1911.06041.
- [30] T. Kojita, C. Maccaferri, T. Masuda and M. Schnabl, *Topological defects in open string field theory*, Journal of High Energy Physics **04** (2018) 57; arXiv:1612.01997.
- [31] D. Barter, J. C. Bridgeman and R. Wolf, *Computing associators of endomorphism fusion categories*, SciPost Physics **13** (2022) 029; arXiv:2110.03644.
- [32] A. Ocneanu *Chirality for operator algebras*, in *Subfactors: Proceedings of the Taniguchi symposium on operator algebras* (Kyuzeso, Japan, 6–10 July 1993), Edited by H. Araki, H. Kosaki, and Y. Kawahigashi. World Scientific (Singapore), 1994.
- [33] Y.-H. Lin, M. Okada, S. Seifnashri and Y. Tachikawa, *Asymptotic density of states in 2d CFTs with non-invertible symmetries*, JHEP **03** (2023) 094; arXiv:2208.05495.
- [34] T. Bartsch, M. Bullimore and A. Grigoletto, *Representation theory for categorical symmetries*, arXiv:2305.17165.
- [35] Z. Jia, S. Tan, D. Kaszlikowski, *Weak Hopf symmetry and tube algebra of the generalized multifusion string-net model*, arXiv:2403.04446.
- [36] D.-C. Lu and Z. Sun, *On Triality Defects in 2d CFT*, JHEP **02** (2023) 173; arXiv:2208.06077.
- [37] B. Bakalov and A.A. Kirillov, *Lectures on Tensor Categories and Modular Functors*, American Mathematical Society, Providence, Rhode Island (2001).
- [38] Pavel Etingof, Shlomo Gelaki, Dmitri Nikshych, Victor Ostrik, *Tensor Categories*, American Mathematical Society (2015).
- [39] V.B. Petkova and J.-B. Zuber, *Generalised twisted partition functions*, Physics Letters **B504** (2001) 157; arXiv:hep-th/0011021.
- [40] R. E. Behrend, P. A. Pearce, V. B. Petkova, J.-B. Zuber, *Boundary Conditions in Rational Conformal Field Theories*, Nucl. Phys. **B579** (2000) 07; arXiv:hep-th/9908036.
- [41] J. Fröhlich, J. Fuchs, I. Runkel and Christoph Schweigert, *Picard groups in rational conformal field theory*, Contemp. Math. **391** (2005) 85; arXiv:math/0411507.
- [42] J. Fuchs, M. R. Gaberdiel, I. Runkel and C. Schweigert, *Topological defects for the free boson CFT*, Journal of Physics A: Mathematical and Theoretical **40** (2007) 11403; arXiv:0705.3129.

- [43] Hua-Lin Huang, Gongxiang Liu and Yu Ye, *The braided monoidal structures on a class of linear Gr-categories*, arXiv:1206.5402.
- [44] M.R. Gaberdiel, A. Recknagel, G.M.T. Watts, *The conformal boundary states for $SU(2)$ at level 1*, Nucl. Phys. **B626** (2002) 344; arXiv:hep-th/0108102.
- [45] M.R. Gaberdiel, A. Recknagel, *Conformal boundary states for free bosons and fermions*, JHEP **011** (2001) 016; arXiv:hep-th/0108238.
- [46] R. Janik, *Exceptional boundary states at $c = 1$* , Nucl. Phys. **B618** (2001) 675; arXiv:hep-th/0109021.
- [47] I. Affleck and A. W. W. Ludwig, *Universal noninteger 'ground state degeneracy' in critical quantum systems*, Phys. Rev. Lett. **67** (1991) 161.
- [48] D. Friedan and A. Konechny, *On the boundary entropy of one-dimensional quantum systems at low temperature*, Phys. Rev. Lett. **93** (2004) 030402; arXiv:hep-th/0312197.
- [49] H. Casini, I. Salazar Landea and G. Torroba, *The g -theorem and quantum information theory*, JHEP **10** (2016) 140; arXiv:1607.00390.
- [50] I. Runkel, *Boundary structure constants for the A-series Virasoro minimal models*, Nucl. Phys. **B549** (1999) 563; arXiv:hep-th/9811178.
- [51] D. Lewellen, *Sewing constraints for conformal field theories on surfaces with boundaries*, Nucl. Phys. **B372** (1992) 654.
- [52] S. MacLane, *Categories for the working mathematician*, Springer Verlag, New York (1971).