

Multiwavelength Radiation from the Interaction between Magnetar Bursts and Companion Star in a Binary System

Yu-Jia Wei (魏煜佳)^{1,2}, Yuan-Pei Yang (杨元培)^{3,4}, Da-Ming Wei (韦大明)^{1,2}, and Zi-Gao Dai (戴子高)⁵

¹ Key Laboratory of Dark Matter and Space Astronomy, Purple Mountain Observatory, Chinese Academy of Sciences, Nanjing 210023, China

e-mail: dmwei@pmo.ac.cn

² School of Astronomy and Space Science, University of Science and Technology of China, Hefei 230026, China

³ South-Western Institute for Astronomy Research, Yunnan University, Kunming 650504, China

e-mail: ypyang@ynu.edu.cn

⁴ Purple Mountain Observatory, Chinese Academy of Sciences, Nanjing 210023, China

⁵ Department of Astronomy, School of Physical Sciences, University of Science and Technology of China, Hefei 230026, China;

e-mail: dai.zg@ustc.edu.cn

Received XX, XXXX; accepted XX, XXXX

ABSTRACT

Magnetars are young, highly magnetized neutron stars that are associated with magnetar short bursts (MSBs), magnetar giant flares (MGFs), and at least a part of fast radio bursts (FRBs). In this work, we consider that a magnetar and a main sequence star are in a binary system and analyze the properties of the electromagnetic signals generated by the interaction between the magnetar bursts and the companion star. During the pre-burst period, the persistent radiation could be generated by the interaction between the e^+e^- pair wind from the magnetar and the companion or its stellar wind. We find that for a newborn magnetar, the pre-burst persistent radiation from the strong magnetar wind can be dominant, and it is mainly at the optical and ultraviolet (UV) bands. For relatively older magnetars, the reemission from a burst interacting with the companion is larger than the pre-burst persistent radiation and the luminosity of the companion itself. The transient reemission produced by the heating process has a duration of $0.1-10^5$ s at the optical, UV, and X-ray bands. Additionally, we find that if these phenomena occur in nearby galaxies within a few hundred kiloparsecs, they could be detected by current or future optical telescopes.

Key words. stars: magnetars – (stars:) binaries: general – X-rays: bursts

1. Introduction

Magnetars are a type of young neutron stars (NS) with extremely high magnetic fields which may attain up to $\sim 10^{15}$ G (e.g., Mereghetti 2008; Kaspi & Beloborodov 2017, for a review). The decay of the strong magnetic field can power strong emission, which are typically at X-ray and soft γ -ray bands with a duration from a few milliseconds to several months. The concept of magnetars was first postulated for the pulsating gamma-ray burst observed on March 9, 1979, in the Large Magellanic Cloud (LMC) (e.g., Daugherty & Harding 1983; Usov 1984; Dermer 1990). This event was later considered as soft gamma repeaters (SGRs), being different from gamma-ray bursts, with more observations (e.g., Mereghetti 2008; Kaspi & Beloborodov 2017, for a review). Additionally, magnetars were then unified with anomalous X-ray pulsars (AXPs) by Thompson and Duncan (Thompson & Duncan 1993, 1996). Past observations have revealed many similarities between AXPs and SGRs (Mereghetti 2008). Currently, there are nearly 30 candidate magnetars discovered in the Milky Way, as summarized in Kaspi & Beloborodov (2017).

Evidence for the existence of younger magnetars has been found in recent years (e.g., Kaspi & Beloborodov 2017). A very young radio-loud magnetar Swift J1818.0-1607 with a spin period of 1.36 s and characteristic age of 240 yr was discovered in 2020 (Esposito et al. 2020), which is the currently known

youngest magnetar in the Milky Way. Hu et al. (2020) further revised the age of Swift J1818.0-1607 to be ~ 470 yr based on the observation by the NICER team. Recently, some high-energy outbursts from extragalactic magnetars have been observed. Several “gamma-ray-burst-like (GRB-like)” events have been proposed to be actually magnetar giant flares (MGFs) after estimating their distances. They are characterized by a typical duration of ~ 0.1 s and an isotropic energy of $\sim 10^{45} - 10^{46}$ erg at the hard X-ray and soft γ -ray bands (e.g., Burns et al. 2021). For example, GRB 200415A is considered to be an extragalactic MGF with an isotropic energy of $\simeq 1.36 \times 10^{46}$ erg and a distance of $\simeq 3.5$ Mpc (e.g., Minaev & Pozanenko 2020; Yang et al. 2020; Roberts et al. 2021; Svinkin et al. 2021). Zhang et al. (2022) proposed that the age of this magnetar is constrained to be only a few weeks by interpreting the period in the decaying light curves as the rotation period. Recently, GRB 231115A detected by INTEGRAL in M 82 has also been considered to be another possible extragalactic MGF (Wang et al. 2023; Mereghetti et al. 2023). Besides, extremely young magnetars have been suggested to be the central engines of GRBs and supernovae. The prolonged plateaus in the X-ray afterglows of some GRBs have been suggested to be mainly contributed by the energy injection from extremely young magnetars (e.g., Kouveliotou et al. 1998; Stratta et al. 2018). A similar mechanism involving extremely young magnetars can also explain the supernova light curves, in which the radiation from the radioactive decay of Ni is not

enough to provide the observed luminosity (e.g., Kasen & Bildsten 2010).

Magnetars have also been confirmed to be the central engines of at least a part of fast radio bursts (FRBs). In 2020, a Galactic FRB 200428 with an isotropic energy of $\sim 10^{35}$ erg (Pavlović et al. 2013; Zhong et al. 2020; Zhou et al. 2020; Yang & Zhang 2021) detected by CHIME (CHIME/FRB Collaboration et al. 2020) and STARE2 (Bochenek et al. 2020) was confirmed to be related to a magnetar SGR 1935+2154 with a characteristic age of about 3.6 kyr (Israel et al. 2016), which indicates that magnetars are at least one of the physical origins of FRBs. Besides, FRB 200428 was also detected to be associated with an magnetar short burst (MSB) with a duration of ~ 0.5 s and an isotropic energy of $\sim 10^{40}$ erg (Tavani et al. 2021), which shows magnetars can produce both MSBs and FRB-like radio bursts simultaneously. SGR 1935+2154 is regarded as one of the most burst-active SGRs (Hess et al. 2022), emitting 127 bursts from 2014 to 2016 (Lin et al. 2020). In late April and May 2020, SGR 1935+2154 re-entered the active phase, and more than 217 bursts were detected (Younes et al. 2020). Many more bursts have been observed from this source since then, including a large episode in October, 2022 (Younes et al. 2022; Maan et al. 2022; Palmer & Swift/BAT Team 2022).

Additionally, young magnetars with strong magnetic field and fast rotation spin can produce an ultrarelativistic e^+e^- -pair wind (e.g., Rees & Gunn 1974; Kennel & Coroniti 1984a; Coroniti 1990; Kirk & Skjæraasen 2003), which could produce various observable features. Some studies have predicted the possible radiation associated with such a pair wind. For example, Dai (2004) and Geng et al. (2016) studied the afterglow emission generated by the interaction of such a wind with a fireball from the GRB. If the magnetar is in a binary system, the radiation can be generated by the bow shock from the interaction between a magnetar e^+e^- -pair wind and a stellar wind (e.g., Cantó et al. 1996; Wilkin 1996; Bucciantini et al. 2005; Wadiasingh et al. 2017). In addition to the ultrarelativistic pair wind, Yang (2021) proposed that FRBs from a magnetar can heat the companion in a binary system and produce the reemission at the optical band with a duration of a few hundred seconds. Some previous works have also studied the interaction process between the ejecta and the companion if a catastrophic event occurs in a binary system. The companion star can also have a shielding effect on the radiation from the burst (Zou et al. 2021), and MacFadyen et al. (2005) studied the X-ray flares generated by the interaction between the GRB outflow and a stellar companion with a relatively small distance. Furthermore, the radiation from the interaction of supernova ejecta and companion star also has been studied (e.g., Kasen 2010).

It is common for stars to be in binary or even multiple star systems in literature (e.g., Duchêne & Kraus 2013; Badenes et al. 2018). Several previous works studied the possibility that magnetars are in the binary system (Chrimes et al. 2022; Bozzo et al. 2022; Xu et al. 2022). According to the simulation of Xu et al. (2022), there are probably magnetars in high-mass X-ray binaries. Observationally, Bozzo et al. (2022) proposed that the X-ray binary 3A 1954+319 is likely a system with a magnetar and an M supergiant. Also, Beniamini et al. (2023) studied a list of magnetar candidates in binaries. For the binary evolution process, several papers have studied the effects of supernova ejecta on binary star systems, and they found the binary system can remain bound (Hirai et al. 2018). Observationally, Chen et al. (2024) reported a 12.4-day periodicity in SN 2022jli which indicates the orbital period of a close binary system after a supernova. In addition to the classical binary evolution process, the formation of

binary systems also includes the dynamic capture process. Lee et al. (2010) proposed that the binary system including compact objects can also be generated by the dynamic capture in dense stellar environments. In this way, the prior activity from the magnetar including the supernova ejecta will not destroy the binary system.

In this work, we consider that the magnetar is in a close binary system with a main sequence star as the companion. Once a burst (e.g., FRBs, MSBs, and MGFs) occurs on a magnetar, it will interact with a companion star due to its high radiation pressure. Here we mainly analyze three types of bursts, including FRBs, MSBs, and MGFs. The blackbody radiation can be generated via bursts heating the companion star due to the optical-thick companion surface. The ultrarelativistic e^+e^- -pair wind from the magnetar interacts with the companion star or its stellar wind and generates sustained radiation that we call the pre-burst persistent radiation. Bhardwaj et al. (2021) reported a repeating FRB 20200120E associated with a globular cluster with an age of ~ 9.13 Gyr in M 81 which is a spiral galaxy at 3.63 ± 0.34 Mpc, where the number of the main sequence star and the NS might be large $\geq 10^2$ (Kremer et al. 2021). Therefore, it is natural to consider the possible electromagnetic radiation in a binary system with a magnetar, as Yang (2021) analyzed for the case of FRBs, and it is crucial for better understanding the observation features of FRBs and/or other various bursts (e.g., MSB and MGF) and their progenitor, considering the scarcity of confirmed observations for electromagnetic signals associated with FRBs.

We calculate the pre-burst persistent radiation produced by the magnetar wind, and the reemission from bursts interacting with the companion in Sect. 2.1 and Sect. 2.2. We then calculate the spectra and the light curves for such radiation and consider the detectability for the optical (the Vera C. Rubin Observatory) and X-ray telescopes (*Einstein Probe*, *Chandra* and *XMM-Newton*) in Sect. 3.1. Finally, in Sect. 3.2, we scan the parameter space to determine whether the radiation might be obscured by the companion star's own radiation, and find the parameter space in which the reemission from bursts dominates.

We use notations as $Q_x = Q/10^x$ in the CGS unit except $t_{\text{yr}} \equiv t/1 \text{ yr}$, $M_{c,1M_\odot} = M_c/1M_\odot$, $R_{c,1R_\odot} = R_c/1R_\odot$ and $L_{c,1L_\odot} = L_c/1L_\odot$.

2. Model

In this section, we will discuss the physical processes of (1) the pre-burst persistent radiation from the interaction between the ultrarelativistic e^+e^- -pair wind from the magnetar and the companion or its stellar wind; (2) the reemission from the interaction between the magnetar bursts and the companion, which appears to be a transient relative to the pre-burst persistent radiation, as shown in Fig. 1. In this case, the pre-burst persistent radiation is considered as the background before/after the generation of the reemission from bursts, as shown in the bottom panel of Fig. 1. A magnetar is in a binary system with a main sequence star with $M_c \sim 0.1 - 20 M_\odot$. This radiation could be observable as long as the line of sight is not obstructed by the companion.

2.1. Pre-burst persistent radiation

The pre-burst persistent radiation can be divided into two cases based on the luminosity of the magnetar wind L_w , as shown in Fig. 2. We call the scenario where the magnetar wind directly interacts with the companion star as Case I, while we refer to the

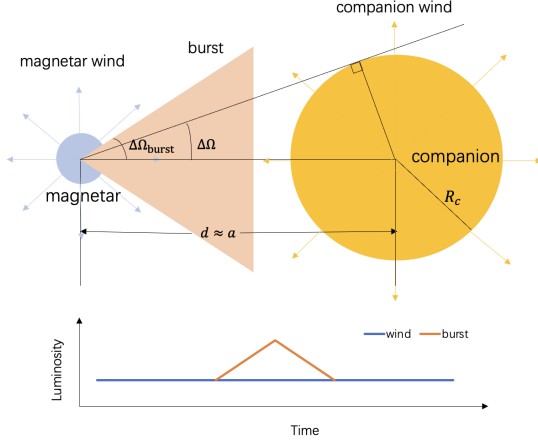


Fig. 1. A schematic picture of radiation generated by a burst and/or a wind from a magnetar interacting with a main sequence star in a binary system. The pre-burst persistent radiation is generated by a strong magnetar wind heating a companion star, or generated by the bow shock from a weak magnetar wind interacting with a stellar wind from a companion star. The radiation from the transient is generated by the reemission process from the companion star heated by a magnetar burst (e.g., an FRB, an MSB, and/or an MGF).

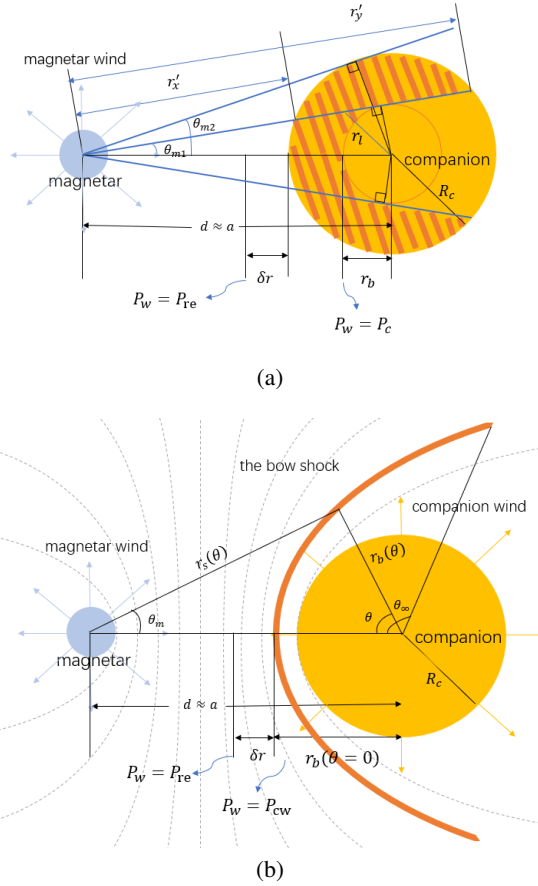


Fig. 2. A schematic picture of the pre-burst persistent radiation. In the top panel, we show the scenario (Case I) that the magnetar wind would directly interact with the companion star. In the bottom panel, we indicate the scenario (Case II) that the bow shock would be generated by the interaction between the magnetar wind and the possible strong companion wind.

scenario in which the magnetar wind interacts with the companion wind to produce a bow shock as Case II.

For a strong magnetar wind, it would directly interact with the companion star, as shown in Fig. 2a. In this process, the bow shock will not be generated since the pressure of the magnetar wind is so high that the pressure equilibrium position of the two winds (i.e., the magnetar wind and the companion wind) would be inside the companion star. The magnetar wind will penetrate the companion and stop at r_b , where the pressure of the magnetar wind P_w is equal to the internal pressure P_c of the companion star. The energy from the magnetar wind will then be transferred to the swept medium of the companion star. We approximate that the pressure of the magnetar wind inside the companion star is a constant since $d \gg R_c$, where d is the distance between the magnetar and the companion star, and R_c is the radius of the companion star. Therefore, the heated region of the companion is the shaded orange area in Fig. 2a, and the reemission then can be generated considering the black-body radiation.

For a relatively weak magnetar wind, the bow shock will be generated by the interaction between the magnetar wind and the companion wind at r_b , where the momentum conservation is satisfied. In Fig. 2b, the dashed gray line shows the geometry of the bow shock with different L_w . The main radiation is contributed by the shock head considering the synchrotron process, and we assume the radiation region is a cone surface with a width of Δ_{bow} .

2.1.1. Criteria for distinguishing Case I and Case II

In the following part, we will provide a detailed explanation of how to differentiate between Case I and Case II. For an extremely young magnetar with the millisecond spin period, the luminosity of a highly relativistic wind dominated by the energy flux of e^+e^- pairs is

$$L_w = L_{w,0} \left(1 + \frac{T_{\text{age}}}{T_{\text{sd}}} \right)^{-2}, \quad (1)$$

where $L_{w,0} \approx 9.6 \times 10^{44} \text{ erg s}^{-1} B_{\perp,15}^2 R_{M,6}^6 P_{0,-2}^{-4}$ is the initial spin-down luminosity, $T_{\text{sd}} \approx 2.3 \times 10^5 \text{ s } B_{\perp,15}^{-2} I_{45} R_{M,6}^{-6} P_{0,-2}^2$ is the initial spin-down timescale of the magnetar, B_{\perp} is the surface dipolar magnetic field of the magnetar, $I = 2/5 (M_m R_m^2)$ is the moment of inertia of the magnetar, R_m is the radius of the magnetar, M_m is the mass of the magnetar, and T_{age} is the age of the magnetar. P_0 is the initial rotation period of the magnetar. The theoretical value of P_0 can be as low as $\sim 0.3 - 0.5 \text{ ms}$ (Cook et al. 1994; Koranda et al. 1997). We should notice that the observed rotation period of the Galactic magnetar ranges from $0.32 - 12 \text{ s}$ (Archibald et al. 2015; Kaspi & Beloborodov 2017; Kuiper et al. 2018), and the reason is that due to the magnetar spindown, most Galactic magnetars with ages of a few hundred years to tens of thousand years will have relatively long periods. To be consistent with the observed persistent X-ray luminosity for galactic magnetar (Olausen & Kaspi 2014), here we use $P_0 = 10^{-2} \text{ s}$, $B_{\perp} = 10^{15} \text{ G}$, $M_m = 1.4 M_{\odot}$ and $R_m = 10^6 \text{ cm}$ if not emphasized.

The pressure of relativistic wind should be

$$P_w \approx \frac{1}{3} U_w = \frac{L_w}{12\pi(d-r)^2 c}, \quad (2)$$

where r is the distance between the area we studied and the companion, as shown in Fig. 2. We use the semimajor axis a of the

binary system to approximate d (which applies to binary systems with a relatively small eccentricity), that is

$$a = \left(\frac{GM_{\text{tot}} P_{\text{orb}}^2}{4\pi^2} \right)^{1/3}, \quad (3)$$

where $M_{\text{tot}} = M_c + M_m$ is the total mass of the binary system, M_c is the mass of the companion and P_{orb} is the orbital period of the binary system.

The pressure of the companion wind is

$$P_{\text{cw}} = \rho_{\text{cw}} v_{\text{cw}}^2 = \frac{\dot{M} v_{\text{cw}}}{4\pi r^2}, \quad (4)$$

where \dot{M} is the mass loss rate which depends on the companion type, and v_{cw} is the velocity of the companion wind. Based on Vink et al. (2000), we estimate the mass loss rate for O star, B star, and solar-like star

$$\log \dot{M} \approx \begin{cases} -12.21, & T_{c,\text{eff}} \leq 12500 \text{ K}, \\ -6.688 + 2.210 \log \left(\frac{L_c}{10^5 L_\odot} \right) \\ -1.339 \log \left(\frac{M_c}{30 M_\odot} \right) - 1.601 \log \left(\frac{v_{\text{esc}}}{v_{\text{cw},\infty}} \right) \\ + 1.07 \log \left(\frac{T_{c,\text{eff}}}{2 \times 10^4 \text{ K}} \right), & 12500 \text{ K} < T_{c,\text{eff}} \leq 22500 \text{ K}, \\ -6.697 + 2.194 \log \left(\frac{L_c}{10^5 L_\odot} \right) - 1.313 \log \left(\frac{M_c}{30 M_\odot} \right) \\ -1.226 \log \left(\frac{v_{\text{esc}}}{v_{\text{cw},\infty}} \right) + 0.933 \log \left(\frac{T_{c,\text{eff}}}{4 \times 10^4 \text{ K}} \right) \\ -10.92 \left[\log \left(\frac{T_{c,\text{eff}}}{4 \times 10^4 \text{ K}} \right) \right]^2, & 22500 \text{ K} < T_{c,\text{eff}} \leq 100000 \text{ K}, \end{cases} \quad (5)$$

where \dot{M} is in $M_\odot \text{ yr}^{-1}$, L_c is the luminosity of the companion, $v_{\text{cw},\infty}$ is the velocity of the stellar wind at an infinite distance from the companion, $v_{\text{esc}} = (2GM_c/R_c)^{1/2}$ is the escaping velocity from the companion star and $T_{c,\text{eff}}$ is the effective temperature of the companion. Note that for solar-like star, we set $\dot{M} \approx 6.17 \times 10^{-13} M_\odot \text{ yr}^{-1}$, which is consistent with the range mentioned in Wood et al. (2002). We use following mass-luminosity relation and mass-radius relation to calculate L_c and R_c from M_c (Iben 2012; Salaris & Cassisi 2005)

$$L_{c,1L_\odot} \approx \begin{cases} 0.23 M_{c,1M_\odot}^{2.3} & M_c \leq 0.43 M_\odot \\ M_{c,1M_\odot}^4 & 0.43 M_\odot < M_c \leq 2 M_\odot \\ 1.4 M_{c,1M_\odot}^{3.5} & 2 M_\odot < M_c \leq 55 M_\odot \\ 32000 M_{c,1M_\odot} & 55 M_\odot < M_c \end{cases}, \quad (6)$$

$$R_{c,1R_\odot} \approx \begin{cases} M_{c,1M_\odot}^{0.8} & M_c \leq 1 M_\odot \\ M_{c,1M_\odot}^{0.57} & 1 M_\odot < M_c \end{cases}. \quad (7)$$

Furthermore, we obtain the effective temperature $T_{c,\text{eff}}$ using $4\pi R_c^2 \sigma T_{c,\text{eff}}^4 = L_c$. In real observation, one can measure the effective temperature $T_{c,\text{eff}}$ via the spectrum of the companion star assuming that it satisfies the black-body radiation.

Based on Vink et al. (2000), we use $v_{\text{esc}}/v_{\text{cw},\infty} = 0.7$ for solar-like star, $v_{\text{esc}}/v_{\text{cw},\infty} = 1.3$ for B star, and $v_{\text{esc}}/v_{\text{cw},\infty} = 2.6$ for O star. We can then get \dot{M} at a given M_c . Besides, the velocity of the stellar wind v_{cw} at r is

$$v_{\text{cw}} = v_{\text{cw},\infty} \left(1 - \frac{R_c}{r} \right)^{1/2}. \quad (8)$$

We approximate that $v_{\text{cw}} \approx v_{\text{cw},\infty}$ when $r \gtrsim R_c$. We derive the pressure of the companion wind P_{cw} at a given M_c and a given r using Eqs. 4-8.

Assuming $P_w = P_{\text{cw}}$ and combining with Eqs. 1-8, we can derive the location of bow shock r_b at the line connecting the two stars by numerically solving the following equation

$$\frac{r_b^4}{(d - r_b)^4} = \beta_b^2 \left(1 - \frac{R_c}{r_b} \right), \quad (9)$$

where $\beta_b = L_w / (3\dot{M} v_{\text{cw},\infty} c)$ is the ratio of the pressure for the magnetar wind and the companion wind. When $r_b \gtrsim R_c$, we can get it in an approximate equation

$$r_b \approx \frac{1}{1 + \sqrt{\beta_b}} a. \quad (10)$$

According to Eq. 4 and Eq. 8, we know that $P_{\text{cw}} \leq P_{\text{cw},\infty}$, where $P_{\text{cw},\infty}$ is the pressure of the companion wind with $v_{\text{cw}} = v_{\text{cw},\infty}$. Therefore, we use Eq. 10 to approximately determine Case I and Case II. Only when r_b is larger than R_c (corresponding to the lower limit of T_{age}) and $d - r_b$ is larger than R_{LC} (corresponding to the upper limit of T_{age}) can a bow shock be generated between a magnetar and a companion star, where $R_{\text{LC}} = P_m c / (2\pi)$ is the light cylinder of the magnetar and $P_m = P_0 \left(1 + T_{\text{age}} / T_{\text{sd}} \right)^{1/2}$ is the rotation period of the magnetar. We can then get the limitation of L_w and T_{age} for a given P_{orb} and M_c at which the bow shock would exist, as shown in the colored region in Fig. 3. We find that the larger the value of P_{orb} , the larger the upper limit of L_w and the smaller the lower limit of T_{age} for the bow shock. We also find that for $P_{\text{orb}} = 10 \text{ d}$, the generation of the bow shock requires $2.6 \times 10^{30} \text{ erg s}^{-1} \lesssim L_w \lesssim 9.6 \times 10^{34} \text{ erg s}^{-1}$ ($4.8 \times 10^{32} \text{ erg s}^{-1} \lesssim L_w \lesssim 1.6 \times 10^{38} \text{ erg s}^{-1}$) with $M_c = 1 M_\odot$ ($M_c = 10 M_\odot$). For $P_{\text{orb}} = 100 \text{ d}$, it requires $3.0 \times 10^{29} \text{ erg s}^{-1} \lesssim L_w \lesssim 2.2 \times 10^{36} \text{ erg s}^{-1}$ ($6.1 \times 10^{31} \text{ erg s}^{-1} \lesssim L_w \lesssim 4.0 \times 10^{39} \text{ erg s}^{-1}$) with $M_c = 1 M_\odot$ ($M_c = 10 M_\odot$). In this way, we can divide our calculation for the pre-burst persistent radiation into two cases including Case I and Case II, as described above. Note that here we focus on Case I and Case II, and neglect the condition $d - r_b < R_{\text{LC}}$, in which the companion wind directly interacts with the magnetar.

2.1.2. Effects of magnetar winds on companion stars

Next, we consider whether a magnetar has enough energy to evaporate its main-sequence companion in a binary system (also see Bhattacharya & van den Heuvel 1991). The energy reservoirs of a magnetar include the rotation energy

$$E_{\text{rot}} = \frac{1}{2} I \Omega_{\text{rot}}^2, \quad (11)$$

and the magnetic energy

$$E_B \lesssim \frac{1}{6} B_\perp^2 R_m^3, \quad (12)$$

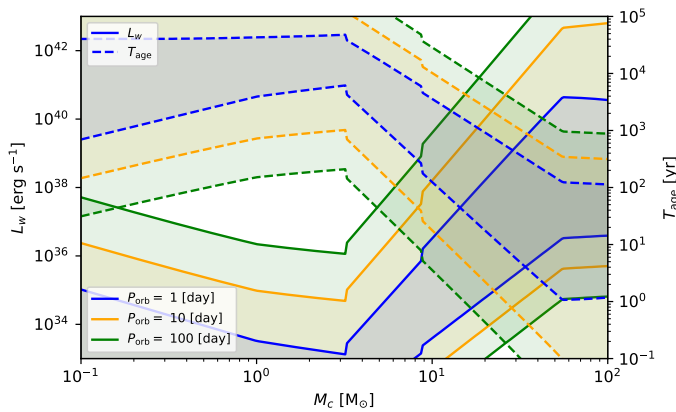


Fig. 3. The permitted luminosity of the magnetar wind and the corresponding age of the magnetar for a given M_c which varied from $0.1 M_\odot$ to $100 M_\odot$, at which the magnetar wind will interact with the companion wind with the generation of the bow shock. Different colors represent different values of P_{orb} , as indicated in the caption. The solid lines show the luminosity of the magnetar wind, while the dashed lines indicate the age of the magnetar. The colored areas show the permitted parameter for the scenario that the bow shock will generated from the interaction between the magnetar wind and the companion wind.

where $P = 2\pi/\Omega$ is the spin period of the magnetar, B_\perp is the perpendicular component of the surface dipolar magnetic field of the magnetar, and R_m is the radius of the magnetar. We define the efficiency $g = f(R_c/2a)^2$ as the fraction of the magnetar's rotation energy and/or magnetic energy that actually contributes to the evaporation of the companion, where $(R_c/2a)^2$ is the geometric factor, and f means the "real" efficiency of the evaporation process (Bhattacharya & van den Heuvel 1991). The gravitational binding energy of the companion is

$$E_b \simeq \frac{GM_c^2}{R_c}. \quad (13)$$

The condition under which the magnetar can completely evaporate its companion is

$$\frac{g \max(E_{\text{rot}}, E_B)}{E_b} \geq 1. \quad (14)$$

For the magnetar's typical values we choose including $P_0 = 10^{-2}$ s, $B_\perp = 10^{15}$ G, $M_m = 1.4 M_\odot$, and $R_m = 10^6$ cm, a companion with a mass of $M_c = 0.1 - 20 M_\odot$ in a binary system with a orbital period of $P_{\text{orb}} = 1 - 1000$ d can not be completely evaporated by a magnetar even with $f = 1$.

We then consider the effects of partial evaporation on our model. The evaporation timescale of the companion τ_{evap} can be estimated by

$$\tau_{\text{evap}} \simeq \frac{g_{\text{par}} E_b}{gL_{w,0}}, \quad (15)$$

where $g_{\text{par}} \sim m_{\text{evap}}/M_c$ indicates the fraction of partial evaporation compared to complete evaporation, and m_{evap} is the mass of the companion's outer layers that may be evaporated. If the value of τ_{evap} is larger than the spin-down timescale of magnetar T_{sd} , the companion can survive and keep its structure since the luminosity of the magnetar wind will drop sharply after T_{sd} . For the magnetar's typical values we choose, the evaporation timescale of a companion with $M_c = 0.1 - 20 M_\odot$ and $P_{\text{orb}} = 1 - 1000$ d is 5.1×10^5 s $- 2.8 \times 10^{10}$ s with $g_{\text{par}} \gtrsim 0.01$ and $f = 0.01$ (Bhattacharya & van den Heuvel 1991),

which is larger than $T_{\text{sd}} \approx 2.3 \times 10^5$ s. Besides, for a smaller value of $g_{\text{par}} (\lesssim 0.01)$, we consider the hydrostatic equilibrium timescale of the companion, which is $\tau_{\text{hyd}} \approx 3 \times 10^3 \text{ s} \sqrt{\bar{\rho}_c/\bar{\rho}_\odot}$ (where $\bar{\rho}_\odot = 1.4 \text{ g cm}^{-3}$ is the average density of the sun, and $\bar{\rho}_c = 3M_c/(4\pi R_c^3)$ is the average density of the companion). This timescale means how long it takes for the companion to become spherical again after its spherical shape is destroyed. We can see that the value of $\tau_{\text{hyd}} \approx 1.3 \times 10^3 \text{ s} - 1.5 \times 10^4 \text{ s}$ is much smaller than P_{orb} and τ_{evap} (unless the value of g_{par} is extremely small where the evaporation process can be neglected) so that the companion can remain spherical in our model even if a small part of it is evaporated with $g_{\text{par}} \lesssim 0.01$.

Therefore, we believe that, at least within the confines of the model we study, the companion star can remain spherical and its evaporation process can be neglected. In the following part, for simplicity, we use the Lane-Emden model with $n = 3$ to simulate the internal structure of the companion star. It is associated with a fully radiative star assuming the ratio between the gas pressure and the total pressure is a constant throughout the star, which fits well with the internal structure of the Sun (Guenther et al. 1992) and very massive stars (Nadyozhin & Razinkova 2005). The Lane-Emden equation is

$$\frac{1}{\xi^2} \frac{d}{d\xi} \left(\xi^2 \frac{d\theta_{\text{LE}}}{d\xi} \right) = -\theta_{\text{LE}}^n, \quad (16)$$

where θ_{LE} and $\xi = r/r_n$ is the dimensionless parameter, $r_n = [(n+1)K\rho_{\text{ce}}^{1/n-1}/(4\pi G)]^{1/2}$ is a typical radius, K is a constant and $\rho_{\text{ce}} = M_c / [4\pi R_c^3 (-\frac{1}{\xi} \frac{d\theta_{\text{LE}}}{d\xi})_{\xi=\xi_1}]$ is the density at center of the companion star. Note that $\xi_1 = R_c/r_n$ indicates the surface of the companion star where $\theta_{\text{LE}}(\xi_1) = 0$. The internal density of the companion is $\rho_c = \rho_{\text{ce}} \theta_{\text{LE}}^n$, and the internal pressure of the companion is $P_c = K\rho_c^{1+\frac{1}{n}}$. Numerically solving Eq. 16, we can get the internal structure of the companion for a given M_c , including P_c and ρ_c at each radius $r = \xi r_n$.

2.1.3. Radiation from the direct interaction between magnetar wind and companion star

In Case I, the luminosity of the magnetar wind is high enough that it will directly interact with the companion star, and heat the companion star. Following Yang (2021) that analyzed the process that an FRB heats the companion surface, we consider that the magnetar wind terminates at r_b . The value of r_b is determined by numerically solving the equation $P_w(r) = P_c(r)$, using Eq. 2 and Eq. 16. The thickness of the shocked medium at $\theta_m = 0$ is $l = R_c - r_b$. Note that for $M_c = 0.1 - 20 M_\odot$ and $P_{\text{orb}} = 1 - 1000$ d, the value of l/R_c is smaller than 0.1 so that the spherical shape of the companion star is not significantly affected, and we can still use Lane-Emden equation to approximate the structure of the companion.

We construct a spherical coordinate system with the center of the magnetar as the origin and the vector from the magnetar to the companion star as the z -axis. We divide the heating region into two parts that are $\theta_m \in (0, \theta_{m1})$ (region I) and $\theta_m \in (\theta_{m1}, \theta_{m2})$ (region II), where $\theta_{m1} = \arcsin \frac{r_b}{a}$ and $\theta_{m2} = \arcsin \frac{R_c}{a}$, as shown in Fig. 2a. The volume of the heating region of the companion

star is

$$V_{\text{sw}} = 2\pi \int_0^{\theta_{m1}} \int_{r'_{x1}}^{r'_{y1}} r'^2 \sin \theta_m dr' d\theta_m \\ + 2\pi \int_{\theta_{m1}}^{\theta_{m2}} \int_{r'_{x2}}^{r'_{y2}} r'^2 \sin \theta_m dr' d\theta_m, \quad (17)$$

where $r'_{x1} = r'_{x2} = a \cos \theta_m - \sqrt{a^2(\cos^2 \theta_m - 1) + R_c^2}$ and $r'_{y1} = a \cos \theta_m - \sqrt{a^2(\cos^2 \theta_m - 1) + r_b^2}$ are the boundary of region I, and $r'_{x1} = r'_{x2}$ and $r'_{y2} = a \cos \theta_m + \sqrt{a^2(\cos^2 \theta_m - 1) + R_c^2}$ are the boundary of region II. The mass of the heating region is

$$m_{\text{sw}} = 2\pi \int_0^{\theta_{m1}} \int_{r'_{x1}}^{r'_{y1}} \rho_c r'^2 \sin \theta_m dr' d\theta_m \\ + 2\pi \int_{\theta_{m1}}^{\theta_{m2}} \int_{r'_{x2}}^{r'_{y2}} \rho_c r'^2 \sin \theta_m dr' d\theta_m. \quad (18)$$

Note that the distance between the point in the heating region and the center of the companion is $r_l = \sqrt{r'^2 - 2dr \cos \theta_m + a^2}$, and we then can derive the density $\rho_c = \rho_c(r_l)$ for a given r' . In this way, the mass of the heating region can be calculated. The injection energy is

$$\mathcal{E} = 2\pi \int_0^{\theta_{m1}} \int_{r'_{x1}}^{r'_{y1}} \frac{L_w}{4\pi r'^2 c} r'^2 \sin \theta_m dr' d\theta_m \\ + 2\pi \int_{\theta_{m1}}^{\theta_{m2}} \int_{r'_{x2}}^{r'_{y2}} \frac{L_w}{4\pi r'^2 c} r'^2 \sin \theta_m dr' d\theta_m \\ = \frac{L_w}{2c} \int_0^{\theta_{m1}} \int_{r'_{x1}}^{r'_{y1}} \sin \theta_m dr' d\theta_m + \frac{L_w}{2c} \int_{\theta_{m1}}^{\theta_{m2}} \int_{r'_{x2}}^{r'_{y2}} \sin \theta_m dr' d\theta_m. \quad (19)$$

This energy will transfer to particles of the heating region. The number of these particles and the temperature of the heating region should be (Yang 2021)

$$N = \frac{f_b m_{\text{sw}}}{m_p}, \quad (20) \\ T = \frac{\eta \mathcal{E}}{Nk},$$

where $\eta \sim 0.01 - 0.1$ is the factor accounting for energy losses during the energy transformation process, and $f_b \sim 0.1 - 1$ is a corrected fraction for the mass of the companion swept by the magnetar wind since the above mass is an overestimated approximation. Here we use $\eta = 0.01$ and $f_b = 0.1$ for an example.

Considering the radiative transfer process, the optical depth for the Thomson scattering at $\theta_m = 0$ can be estimated as

$$\tau \simeq \int_0^l \kappa \rho_c (r_b + l_r) dl_r, \quad (21)$$

where $\kappa \sim 0.4 \text{ cm}^2 \text{ g}^{-1}$ is the Thomson scattering opacity of fully ionized hydrogen, and $\rho_c(r_b + l_r)$ is the internal density of the companion at $r_b + l_r$ (l_r is from 0 to l). We use this optical depth to approximately calculate the effective temperature of the heating region based on the theory of radiative transfer (Yang 2021)

$$T_{\text{eff}} = T \left(\frac{1}{2} + \frac{3}{4} \tau \right)^{-1/4}. \quad (22)$$

Based on the above equations and the black-body radiation theory, the total luminosity of reemission generated by the magnetar wind heating the companion can be estimated as

$$L_{\text{re}} \simeq 2\pi R_c^2 \sigma_{\text{SB}} T_{\text{eff}}^4, \quad (23)$$

where σ_{SB} is the Stefan-Boltzmann constant. The specific luminosity is

$$L_v = 2\pi^2 R_c^2 \frac{2h\nu^3}{c^2} \frac{1}{e^{h\nu/(kT_{\text{eff}})} - 1}. \quad (24)$$

In addition, we compare the gravitational binding energy of the swept mass of the companion $g_{\text{par}} E_b \simeq G m_{\text{sw}} (M_c - m_{\text{sw}}) / r_b$ and the injection energy $\eta \mathcal{E}$. We find that in typical parameter spaces we choose, the value of $\eta \mathcal{E}$ is much smaller than $g_{\text{par}} E_b$, and their ratio is $\lesssim 10^{-3}$. Therefore, we neglect the evaporation process of the companion caused by the magnetar wind in our work.

2.1.4. Radiation from the interaction between magnetar wind and companion wind

In Case II, the interaction between the magnetar wind and the companion wind generates a bow shock at r_b when L_w is small enough, as shown in Fig. 3. Following the analytical calculations in Wadiasingh et al. (2017) and Kong et al. (2011), we calculate the synchrotron radiation from the bow shock. We use the geometry of the bow shock proposed in Cantó et al. (1996). For more complex cases, hydrodynamic simulation was performed to study this issue (Zabalza et al. 2013) and 2-region models of two shocks were involved (Usov 1992). It is noteworthy that the structure of the bow shock calculated by the analytical method and numerical method is approximately consistent (Zabalza et al. 2013). Also, many previous studies (e.g., Wadiasingh et al. 2017; Chen et al. 2019, 2021) that use similar methods with us can model the observations of gamma-ray binaries and millisecond pulsar binaries very well. In this way, as a part of the analysis work, we use the above model to calculate the radiation. For $\beta_b > 1$, the magnetar wind is stronger so that the bow shock bends toward the companion. The shape of the bow shock by using the linear and angular momentum conservation is

$$r_b(\theta) = d \sin \theta_m \csc(\theta + \theta_m), \\ r_s(\theta) = d \sin \theta \csc(\theta + \theta_m), \quad (25) \\ \theta_m \cot \theta_m = 1 + \beta_b (\theta \cot \theta - 1),$$

where θ is the angle measured from the line between two stars with the companion as the origin, θ_m is the angle with the magnetar as the origin, and r_s is the distance between the bow shock and the magnetar, as shown in Fig. 2b. When $\theta = 0$, the location of the bow shock can be derived using Eq. 10. The asymmetric angle θ_∞ of the bow shock wing which is corresponding to $r_b \rightarrow \infty$ can be calculated by using

$$\theta_\infty - \tan \theta_\infty = \frac{\pi}{1 - \beta_b}. \quad (26)$$

We estimate the volume of the radiation region to be

$$V_{\text{bow}} = 2\pi \Delta_{\text{bow}} \int_0^{\theta_\infty} \int_0^{r_b(\theta)} r^2 \sin \theta dr d\theta, \quad (27)$$

where $\Delta_{\text{bow}} = \frac{1}{8} \min [r_b(\theta = 0), r_s(\theta = 0)]$ is the estimated thickness of the shocked shell (Luo et al. 1990). Conversely, for $\beta_b < 1$, the companion wind is stronger, and the bow shock bends

toward the magnetar. For Eqs. 25- 27, we need to replace r_b with r_s and θ_m with θ for $\beta_b < 1$. We estimate the equatorial upstream wind magnetic field to be (e.g., Kong et al. 2011)

$$B_w^2 = \frac{\sigma L_w}{r_s^2 c (1 + \sigma)}. \quad (28)$$

Note that for different θ and/or θ_m , we have different values of B_w . Kennel & Coroniti (1984a) and Kennel & Coroniti (1984b) suggested the pulsar wind magnetization σ , the ratio of the magnetic energy flux to particle energy flux upstream of the shock, is ~ 0.003 for the Crab pulsar wind nebula (PWN) based on the observations, while Shibata et al. (2003) proposed a modified model considering magnetic-field turbulence which gives $\sigma \sim 0.05$. Here we use $\sigma = B_w^2 / (4\pi n_{e,w} \langle \gamma_w \rangle m_e c^2) = 0.01$ to get the estimation of the mean Lorentz factor of the radiation region $\langle \gamma_w \rangle$ (Wadiasingh et al. 2017; van der Merwe et al. 2020)

$$\langle \gamma_w \rangle \approx \left(\frac{L_w}{c} \right)^{1/2} \frac{5e}{M_{\pm} m_e c^2}, \quad (29)$$

where e is the electron charge, $n_{e,w} \approx M_{\pm} \sqrt{6cL_w} / (4\pi e c r_s^2)$ is the total number density of electrons in the radiation region which is contributed by the magnetar wind, and M_{\pm} is the pair multiplicity of the Goldreich-Julian rate. The value of M_{\pm} for a magnetar could be very different since it highly depends on parameters (such as P and B_{\perp}) due to the photon splitting and pair creation (e.g., Thompson 2008; Chen & Beloborodov 2017). The theoretical estimation of multiplicity for magnetar is $\sim 10^2 - 10^4$ (Medin & Lai 2010; Beloborodov 2013), while the young pulsar wind nebula and double pulsar studies (e.g., Sefako & de Jager 2003; Breton et al. 2012) suggest $M_{\pm} \sim 10^3 - 10^5$ (Wadiasingh et al. 2017). Here we use $M_{\pm} = 10^4$ as the typical value. Based on the shock jump condition for a small σ in Kennel & Coroniti (1984b), the magnetic field of the shocked region is $B_{\text{bow}} = 3(1 - 4\sigma)B_w \approx 3B_w$, and the Lorentz factor of the shocked region is $\gamma_f \approx \sqrt{(9 + 9\sigma)/8} \approx 1$ which means that the Doppler effect is not important. Based on the results in Wadiasingh et al. (2017), the orbital changes with the period and the direction of the line of sight affect the luminosity by about one order of magnitude at most. We ignore the influence of these factors here since our later studies find that the luminosity of bow shock is relatively weak.

We assume the differential electron number density distribution in the fast cooling case ($\gamma_m > \gamma_c$) is

$$\begin{aligned} N_e(\gamma, \theta) d\theta &= \frac{dN_e d\theta}{d\gamma} \\ &= N_{e,0}(\theta) d\theta \left(\frac{1}{\gamma_c} - \frac{1}{\gamma_m} + \frac{\gamma_m^{-p} - \gamma_M^{-p}}{p} \gamma_m^{p-1} \right)^{-1} \\ &\times \begin{cases} \gamma^{-2} & \gamma_c \leq \gamma < \gamma_m \\ \gamma_m^{p-1} \gamma^{-(p+1)} & \gamma_m \leq \gamma < \gamma_M. \end{cases} \end{aligned} \quad (30)$$

and in the slow cooling case ($\gamma_m < \gamma_c$), it should be

$$\begin{aligned} N_e(\gamma, \theta) d\theta &= N_{e,0}(\theta) d\theta \left(\frac{\gamma_c^{-p+1} - \gamma_m^{-p+1}}{1-p} + \frac{\gamma_c^{-p} - \gamma_M^{-p}}{p} \gamma_c \right)^{-1} \\ &\times \begin{cases} \gamma^{-p} & \gamma_m \leq \gamma < \gamma_c \\ \gamma_c \gamma^{-(p+1)} & \gamma_c \leq \gamma < \gamma_M, \end{cases} \end{aligned} \quad (31)$$

where $N_{e,0}(\theta) d\theta = n_{e,w} \Delta_{\text{bow}} r_b^2 \sin \theta d\theta$ is the number of electrons in the radiation region at a given θ , $\gamma_m \approx \langle \gamma_w \rangle (p-2)/(p-1)$ and

$\gamma_M \approx \sqrt{6\pi e / (\sigma_T B_{\text{bow}})}$ is the minimum and maximum Lorentz factor of accelerated electrons, σ_T is the Thompson scattering cross-section, $\gamma_c \approx 6\pi m_e c / (\sigma_T t_{\text{dyn}} B_{\text{bow}}^2)$ is the synchrotron cooling Lorentz factor, and $t_{\text{dyn}} \approx \xi_f R_{\text{bow}} / v_f$ with $R_{\text{bow}} = \min(r_b, r_s)$ is the estimated dynamic flow time of electrons in radiation region (Kong et al. 2011). Based on Tavani & Arons (1997) and Kennel & Coroniti (1984b), we use $v_f = c/3$ which can be derived by the shock jump condition for a small σ , and we use the coefficient $\xi_f = 3$ considering the non-spherical shape of the shocked region. Note that when $\gamma_c > \gamma_M$, the differential electron number density distribution is

$$N_e(\gamma, \theta) d\theta = N_{e,0}(\theta) d\theta \frac{1-p}{(\gamma_M^{-p+1} - \gamma_m^{-p+1})} \gamma^{-p}, \quad \gamma_m \leq \gamma < \gamma_M. \quad (32)$$

The synchrotron luminosity in the observer frame should be (e.g., Rybicki & Lightman 1985)

$$\begin{aligned} L_{\text{bow}} &= \nu \int_0^{\theta_{\infty}} \int_{\gamma_n}^{\gamma_M} P(\gamma, \nu, \theta) N_e(\gamma, \theta) d\gamma d\theta \quad \text{with} \\ P(\gamma, \nu, \theta) &= \frac{\sqrt{3} e^3 B_{\text{bow}}}{m_e c^2} F(\nu/\nu_{\text{ch}}), \\ F(\nu/\nu_{\text{ch}}) &\equiv x \int_x^{\infty} K_{5/3}(\zeta) d\zeta, \end{aligned} \quad (33)$$

where $P(\gamma, \nu)$ is the emitted power per unit frequency, $\nu_{\text{ch}} = 3\gamma^2 e B_{\text{bow}} / (4\pi m_e c)$ is the characteristic emission frequency, and $\gamma_n = \min(\gamma_m, \gamma_c)$. We use $L_{\text{re}} \sim L_{\text{bow}}^{\text{max}}$ to approximate the total luminosity, where $L_{\text{bow}}^{\text{max}}$ is the peak value of L_{bow} .

2.2. Radiation from bursts heating companion star

In addition to the magnetar wind, the magnetar can generate different kinds of bursts during the active phases. We consider three kinds of bursts, including MSBs with $\Delta t_{\text{burst}} \sim 0.1$ s and $\mathcal{E}_{\text{burst}} \sim 10^{41}$ erg (Mereghetti 2008), MGFs with $\Delta t_{\text{burst}} \sim 0.1$ s and $\mathcal{E}_{\text{burst}} \sim 10^{46}$ erg (Burns et al. 2021) and FRBs with $\Delta t_{\text{burst}} \sim 10^{-3}$ s and $\mathcal{E}_{\text{burst}} \sim 10^{39}$ erg (Luo et al. 2020). Here we take the typical value of these bursts, and Δt_{burst} is the duration of bursts and $\mathcal{E}_{\text{burst}}$ is the isotropic energy of bursts. Note that MGFs are expected to involve baryonic matter in their outflows (e.g., Granot et al. 2006). However, in our model, we consider that bursts heat the surface of the companion, where the released energy is transformed into thermal energy, leading to the emission of black-body radiation. Therefore, considering the thermalized process on the companion's surface, the heating process of MGF is similar to the other types of bursts except for their larger energy.

2.2.1. Effects of bow shock on bursts

We set the typical frequency for FRBs to be $\nu_{\text{burst}} = 1$ GHz, and that for MSBs and MGFs to be $\nu_{\text{burst}} = 2.4 \times 10^{17}$ Hz corresponding to 1 keV. If the age of the magnetar is relatively older, due to the weaker magnetar wind, the bow shock will generate instead of the direct interaction with the companion surface. We are interested in whether the bursts could be absorbed by the bow shock medium via the synchrotron self-absorption (SSA) process. The optical depth of SSA contributed by the relativistic

electrons in the bow shock region is

$$\tau_{\text{ssa}} \approx \alpha_{\text{ssa}} \Delta_{\text{bow}} \quad \text{with} \quad (34)$$

$$\alpha_{\text{ssa}} = -\frac{1}{8\pi\nu^2 m_e} \int_{\gamma_n}^{\gamma_M} P(\gamma, \nu) \gamma^2 \frac{\partial}{\partial \gamma} \left[\frac{N_e(\gamma)}{\gamma^2} \right] d\gamma.$$

We find for FRBs, MSBs and MGFs, they all have $\tau_{\text{ssa}} \gg 1$. However, we should notice that if the internal pressure of the bow shock is less than the pressure of the burst, the bursts would break through the bow shock and still directly heat the companion surface even if $\tau_{\text{ssa}} \gg 1$. Based on the jump conditions for a small σ assuming the upstream is highly relativistic (Kennel & Coroniti 1984b), the pressure of the bow shock region can be estimated to be

$$P_{\text{bow}} \approx \frac{2}{3} (1 - 7\sigma) n_{e,w} m_e c^2 \langle \gamma_w \rangle. \quad (35)$$

The radiation pressure of the burst is

$$P_{\text{burst}} \approx \frac{\mathcal{E}_{\text{burst}}}{4\pi c (d-r)^2 \Delta t_{\text{burst}}}. \quad (36)$$

We find for FRBs, MSBs and MGFs, they all have $P_{\text{burst}} \gg P_{\text{bow}}$ for typical parameters we choose, implying that the bursts will destroy the bow shock and then interact with the companion. Therefore, similar to the model of Case I, We consider the burst will directly interact with the companion star even if the bow shock is generated, and the energy of the burst will be transferred to the swept medium generating the reemission with a reemission timescale of Δt_{re} .

2.2.2. Absorption processes when bursts heating companion

Here we discuss how a burst from the magnetar heats the companion star. We consider two types of absorption processes for the process of a burst interacting with the companion, including plasma absorption and free-free (FF) absorption. The plasma frequency of the companion surface's medium is (Tonks & Langmuir 1929)

$$\nu_{\text{pe}} = \left(\frac{n_{e,c} e^2}{\pi m_e} \right)^{1/2}, \quad (37)$$

where $n_{e,c} \approx \rho_c / m_p$ is the number density of the electrons in companion. The photons in bursts with $\nu_{\text{burst}} > \nu_{\text{pe}}$ can penetrate the plasma. We find that for FRBs, they are almost impenetrable. For MSBs and MGFs, they can penetrate into very inner layers $r_{\text{ph}} \lesssim 0.01 R_c$. For the FF absorption, we use (Lang 1999; Murase et al. 2017)

$$\tau_{\text{ff}} \approx \int_0^{R_c - r_{\text{ph}}} \alpha_{\text{ff}} dl_r \quad \text{with} \quad (38)$$

$$\alpha_{\text{ff}} \approx 8.5 \times 10^{-28} \bar{Z}^2 \left(\frac{\nu}{10^{10} \text{ Hz}} \right)^{-2.1} n_{e,c} n_{i,c}$$

$$\times \left(\frac{T_{c,\text{eff}}}{10^4 \text{ K}} \right)^{-1.35} \left(\frac{1 - e^{-h\nu/kT_{\text{eff},c}}}{h\nu/kT_{\text{ext}}} \right),$$

where $\bar{Z} = 1$ is the charge number assuming that hydrogen is dominated, $T_{c,\text{eff}}$ is the effective temperature of the companion, and $n_{i,c}$ is the ion number density in the companion. We take $n_{i,c} = n_{e,c}$ for the assumption that hydrogen is dominated at the companion envelope. Combining with the internal structure of the companion, we can then get the location of the photosphere

for the FF absorption by using $\tau_{\text{ff}} = 1$. We find that for FRBs, MSBs and MGFs, the location of the photosphere is all on the surface of the companion star $r_{\text{ph}} \approx R_c$. Considering both absorption processes, FRBs, MSBs and MGFs are all absorbed at the surface of the companion star. However, due to dynamic compression, the shock generated from the bursts interacting with the companion will still sweep the companion star and stop at $P_{\text{burst}} = P_c$.

2.2.3. Reemission generated by bursts heating companion

Based on the above calculations, similar to the calculation in Sect. 2.1.3, assuming $\Delta t_{\text{burst}} \ll \Delta t_{\text{re}}$, the injection energy should be

$$\mathcal{E} = \left(\frac{\Delta \Omega}{4\pi} \right) \mathcal{E}_{\text{burst}}, \quad (39)$$

where $\Delta \Omega \sim \pi R_c^2 / d^2$ is the solid angle of the companion star opened to the magnetar. We assume the solid angle of bursts $\Delta \Omega_{\text{burst}}$ is larger than $\Delta \Omega$ for all kinds of bursts we considered. We can also calculate r_b by numerically solve $P_{\text{burst}}(r) = P_c(r)$. Combining with Eqs.18-24 and substituting Eq. 39 for Eq. 19, we can then derive the reemission luminosity for this process. Unlike the radiation from the magnetar wind heating the companion, this process is a transient process with the reemission timescale Δt_{re}

$$\Delta t_{\text{re}} \approx \frac{\eta \mathcal{E}}{L_{\text{re}}}. \quad (40)$$

The temperature evolution of the heating region due to radiation cooling is (Yang 2021)

$$t = \frac{Nk}{6\pi R_c^2 \sigma} \left(\frac{1}{T_{\text{eff}}} - \frac{1}{T_{\text{eff},0}^3} \right), \quad (41)$$

where $T_{\text{eff},0}$ is the initial temperature that we can get from Eq. 22. We can then use Eq. 23 and Eq. 24 to get the light curve of the reemission since the reemission is the black-body radiation.

However, in our calculation, we find in some cases $\Delta t_{\text{re}} \ll \Delta t_{\text{burst}}$ where the process cannot be thought of as an instantaneous injection of energy, but as a stable process. Therefore, in these cases, we still have to use Eq. 19 to calculate the injection energy \mathcal{E} by substituting $L_{\text{burst}} = \mathcal{E}_{\text{burst}} / \Delta t_{\text{burst}}$ for L_w . Note that when calculating \mathcal{E} , we need to add an extra limitation which is $r'_y - r'_x \leq c \Delta t_{\text{burst}}$ for each θ since this is actually still a short process. When $r'_y - r'_x > c \Delta t_{\text{burst}}$, r'_y should be $r'_x + c \Delta t_{\text{burst}}$. For the calculation of the light curve, we assume that L_{re} is a constant when $t < \Delta t_{\text{burst}}$. When $t \gtrsim \Delta t_{\text{burst}}$, we still use Eq. 41 to calculate the cooling process.

In addition, we compare the gravitational binding energy of the swept mass of the companion $g_{\text{par}} E_b \approx G m_{\text{sw}} (M_c - m_{\text{sw}}) / r_b$ and the injection energy of the bursts $\eta \mathcal{E}$. We find that in typical parameter spaces we choose, the value of $\eta \mathcal{E}$ is much smaller than $g_{\text{par}} E_b$, and their ratio is $\lesssim 10^{-2}$. Therefore, we neglect the evaporation process of the outer layers of the companion caused by magnetar bursts in our work.

3. Results

3.1. Spectra and light curves

We show the spectra and light curves with $P_{\text{orb}} = 1$ d for a companion with $M_c = 1 M_\odot$ and $10 M_\odot$. Both kinds of pre-burst

persistent radiation are considered. For Case I (blue lines), we set $L_w \approx 9.6 \times 10^{44} \text{ erg s}^{-1}$ corresponding to a newborn magnetar in which the magnetar wind would directly interact with the companion. For Case II (light blue lines), we set $L_w \approx 5.0 \times 10^{34} \text{ erg s}^{-1}$ corresponding to a magnetar with $T_{\text{age}} = 10^3 \text{ yr}$ in which the bow shock will be generated.

In Fig. 4a and Fig. 4b, we show the light curves of the pre-burst persistent radiation and the reemission from bursts with $M_c = 1 M_\odot$ and $10 M_\odot$, where we use the peak luminosity from the spectra to estimate the total luminosity for each radiation mechanism. We can see that the peak luminosity of pre-burst persistent radiation with $L_w \approx 9.6 \times 10^{44} \text{ erg s}^{-1}$ is dominant all the time except for the very early time $\lesssim 0.01 \text{ s}$ where the reemission from MSBs is dominant, while that with $L_w \approx 5.0 \times 10^{34} \text{ erg s}^{-1}$ is outshined by the radiation from the companion itself all the time. In Fig. 4a with $M_c = 1 M_\odot$, we can see that the reemission from MGFs (MSBs) is larger than the luminosity of the companion with $t \lesssim 1.2 \times 10^5 \text{ s}$ (0.06 s), and the reemission from FRBs is outshined by L_c all the time. In Fig. 4b with $M_c = 10 M_\odot$, the reemission from MSBs is larger than L_c with $t \lesssim 0.09 \text{ s}$, and that from FRBs and MGFs is outshined by L_c all the time. Note that the reemission from FRBs still has the possibility to be observed due to the uncertainty of its transformation efficiency.

In Fig. 4c and Fig. 4d, we show the spectra at $d_L = 100 \text{ kpc}$ with $M_c = 1 M_\odot$ and $10 M_\odot$ for $P_{\text{orb}} = 10 \text{ d}$, where d_L is the distance between the source and the observer. The pre-burst persistent radiation for Case I is mainly at the optical and ultraviolet (UV) bands, and that for Case II is mainly at the X-ray band and higher energy band. The reemission from bursts is mainly at the optical, UV, and X-ray bands. Note that the reemission from MSBs is a short process with $\Delta t_{\text{re}} \sim 0.1$ in the parameter we choose, while the exposure times for the sensitivity curves shown in Fig. 4c and Fig. 4d are 30 s and 10^3 s . The sensitivity for detectors with shorter exposure time would be lower so that the reemission from MSBs is difficult to detect. For optical band, the Vera C. Rubin Observatory has the possibility to detect the pre-burst persistent radiation with $L_w \approx 9.6 \times 10^{44} \text{ erg s}^{-1}$ (for $M_c = 1 M_\odot$ and $10 M_\odot$) and the reemission from MGFs (for $M_c = 1 M_\odot$). For X-ray band, *Einstein Probe*, *Chandra* and *XMM-Newton* can not detect those radiations with $d_L \gtrsim 100 \text{ kpc}$. However, if the distance is very close, e.g., $\sim 1 \text{ kpc}$, the pre-burst persistent radiation produced by bow shock might become dominant and has a chance of being detected by X-ray telescopes.

3.2. Radiation properties for different parameters

In this work, we consider that a magnetar and a main sequence star are in a binary system, and analyze the radiation from the interaction between magnetar bursts and the companion star. Such binary systems are not too rare in the universe due to the following reasons: 1) The fraction of magnetars in young neutron stars could be about 40% based on the Galactic observations (Beniamini et al. 2019), although the magnetic fields of magnetars would significantly decay after $\sim (10^3 - 10^4) \text{ yr}$. 2) According to the catalog of Galactic X-ray binaries (Avakyan et al. 2023; Fortin et al. 2023) (see also in Table. 1 of Xia et al. (2023)), for a binary star system that contains a neutron star (likely as the central engines of FRBs) and a high-mass companion with $M_c \sim 10 - 100 M_\odot$ (a low-mass companion $M_c \sim 0.1 - 7 M_\odot$), the range of its orbital period is $1 - 10^3 \text{ d}$ ($0.01 - 10 \text{ d}$). Such parameter ranges are consistent with the above discussions.

We discuss the parameter dependence of the radiation from different mechanisms including the pre-burst persistent radiation (blue lines and light blue lines), the reemission from FRBs (yel-

low lines), MSBs (green lines), and MGFs (red lines), and the radiation from the companion itself (purple lines), as shown in Fig. 5 and Fig. 6. We show their peak luminosity in figures, and the colored region shows the parameter space where the luminosity is larger than L_c . The blue lines show the pre-burst persistent radiation from the magnetar wind directly interacting with the companion (Case I), and the light blue lines represent that produced by the bow shock (Case II). The break between the blue line and the light blue line is due to the transition from Case I to Case II. Note that here $d > R_c$ and $d - R_c > d_{\text{Roche}}$ is satisfied for all the parameter we choose, where $d_{\text{Roche}} \approx R_c (2M_m/M_c)^{1/3}$ is the distance of the Roche limit.

3.2.1. Radiation properties for different M_c and P_{orb}

In Fig. 5, we set $L_w = 9.6 \times 10^{44} \text{ erg s}^{-1}$ for the typical parameters corresponding to a newborn magnetar, and set $L_w = 5.0 \times 10^{34} \text{ erg s}^{-1}$ corresponding to a relatively older magnetar with $T_{\text{age}} = 10^3 \text{ yr}$ for an example. We scan the parameter space of $M_c = 0.1 - 20 M_\odot$ and $P_{\text{orb}} = 1 - 1000 \text{ d}$.

In Fig. 5a and Fig. 5b, we show the peak luminosity of the radiation for $M_c = 0.1 - 20 M_\odot$ with $P_{\text{orb}} = 1, 10 \text{ d}$. Note that the discontinuity of the solid green line represents the transition point after which the extra limitation $r'_y - r'_x < c\Delta t_{\text{burst}}$ is not satisfied and we use $r'_y = r'_x + c\Delta t_{\text{burst}}$. We can see that for the companion with a small $M_c \lesssim 0.6 M_\odot$, the reemission from MGFs and MSBs can be larger than L_c . Only with $M_c \lesssim 0.21 M_\odot$ and $P_{\text{orb}} = 10 \text{ d}$, the reemission from FRBs can be larger than L_c . In Fig. 5a, we set $L_w = 9.6 \times 10^{44} \text{ erg s}^{-1}$ corresponding to Case I. For $P_{\text{orb}} = 1 \text{ d}$ (10 d), the reemission from MSBs can be larger than the pre-burst persistent radiation with $0.25 M_\odot \lesssim M_c \lesssim 9.8 M_\odot$ ($M_c \lesssim 2.5 M_\odot$), and that from MGFs can be larger than the pre-burst persistent radiation with $M_c \lesssim 0.16 M_\odot$ ($0.29 M_\odot$). In Fig. 5b, we use $L_w = 5.0 \times 10^{34} \text{ erg s}^{-1}$, and the pre-burst persistent radiation would be outshined by the radiation from the companion itself.

In Fig. 5c and Fig. 5d, we show the peak luminosity for $P_{\text{orb}} = 1 - 1000 \text{ d}$ with $M_c = 1, 10 M_\odot$. We can see that νL_ν converges as P_{orb} increases, and the reemission from MGFs and MSBs is larger than that from FRBs for all the selected values of P_{orb} . The reemission from MGFs is larger than that from MSBs only with a relative large P_{orb} for $M_c = 1 - 10 M_\odot$. For the reemission from FRBs (MGFs), it will be outshined by L_c with $M_c = 1 - 10 M_\odot$ ($10 M_\odot$). Note that our results do not imply that the reemission from FRBs must be outshined since if the transformation efficiency is higher, it has the possibility to be higher than the radiation of the companion star itself. In Fig. 5c, similar to Fig. 5a, we set $L_w = 9.6 \times 10^{44} \text{ erg s}^{-1}$. For the companion with $M_c = 1 M_\odot$, the reemission from MGFs (MSBs) is dominant for $P_{\text{orb}} \gtrsim 440 \text{ d}$ ($\lesssim 60 \text{ d}$). For the companion with $M_c = 10 M_\odot$, the pre-burst persistent radiation would be dominant for all the P_{orb} we choose, except for $5.2 \text{ d} \lesssim P_{\text{orb}} \lesssim 9.2 \text{ d}$ where the reemission from MSBs is dominant. In Fig. 5d, similar to Fig. 5b, the reemission from MSBs and MGFs would be larger than the pre-burst persistent radiation with all the P_{orb} we choose.

The light blue lines in Fig. 5d show the pre-burst persistent radiation from the bow shock. We find that the radiation of the bow shock will change from the fast cooling case to the slow cooling case with increasing distance d corresponding to increasing orbital period P_{orb} , and the peak flux in the slow cooling case is inversely proportional to the distance d . As d continues to increase, there will be $\gamma_c > \gamma_M$, where the cooling will no longer be important so that the radiation from the bow shock is weak.

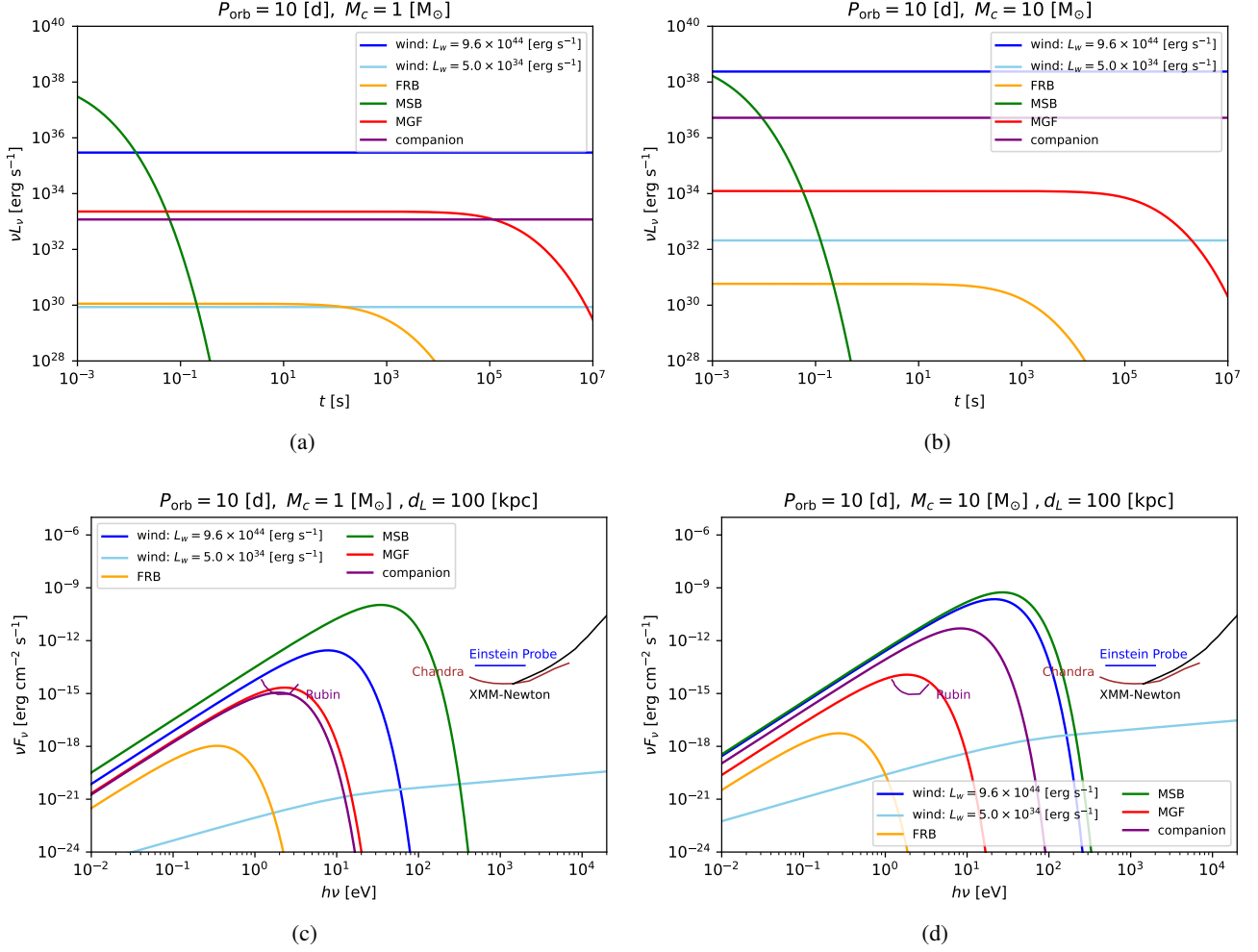


Fig. 4. The spectra and light curves with $M_c = 1 M_\odot$ (left panels) and $10 M_\odot$ (right panels) in a binary system with $P_{\text{orb}} = 10$ d. Different colored lines represent different mechanisms, as indicated in the legends. The blue line shows the pre-burst persistent radiation for $L_w = 9.6 \times 10^{44} \text{ erg s}^{-1}$ corresponding to Case I, and the light blue line indicates that for $L_w = 5.0 \times 10^{34} \text{ erg s}^{-1}$ corresponding to Case II. In the top panels, we show the light curves. In the bottom panels, we show the spectra for different mechanisms at a distance $d = 100$ kpc. The sensitivity curves of *Einstein Probe* (blue line), *Chandra* (pink line) and *XMM-Newton* (black line) are calculated with an exposure time of 10^3 s which can be derived from sensitivity proportional to the $-1/2$ power of the exposure time (Lucchetta et al. 2022; Yuan et al. 2022), and the r-band sensitivity of the Vera C. Rubin Observatory (purple line) is calculated with a point source exposure time of 30 s (Yuan et al. 2021).

3.2.2. Radiation properties for different L_w

According to Sect. 2, we know only the pre-burst persistent radiation is varied with the luminosity of the magnetar wind L_w . Therefore, in Fig. 6, we show the pre-burst persistent radiation varied with L_w , and compare it with the reemission from bursts and companion itself. For $M_c = 1 M_\odot$, we find the pre-burst persistent radiation would be larger than L_c with $T_{\text{age}} \lesssim 36$ yr (8.9 yr) for $P_{\text{orb}} = 1$ d (10 d). The pre-burst persistent radiation would be smaller than that of the reemission from MSBs with all the values of T_{age} we choose for $P_{\text{orb}} = 1 - 10$ d. The reemission from MGFs can be larger than the pre-burst persistent radiation with $T_{\text{age}} \gtrsim 5.6$ yr for $P_{\text{orb}} = 10$ d, and the other reemission would be outshined by L_c . For $M_c = 10 M_\odot$, the pre-burst persistent radiation will be larger than L_c with $T_{\text{age}} \lesssim 8.9$ yr (2.8 yr) for $P_{\text{orb}} = 1$ d (10 d). The reemission from MSBs will be larger than the pre-burst persistent radiation with all the values of T_{age} we choose for $P_{\text{orb}} = 10$ d, and the other reemission is outshined by L_c .

4. Summary and discussion

In this work, we studied the radiation processes from the interaction between magnetar bursts and the main sequence star (the companion) in a binary system. We considered the possible radiation generated by the magnetar wind interacting with the companion or the companion wind as the background of the reemission from bursts (including FRBs, MSBs, and MGFs) interacting with the companion. For the pre-burst persistent radiation, we considered two possible scenarios based on L_w . For a magnetar wind with a relatively small L_w , it will interact with the companion wind generating the bow shock. For a magnetar wind with a large L_w , it will directly interact with the companion itself.

We calculated the spectra and light curves for the companion with $M_c = 1 M_\odot$ and $10 M_\odot$ in a binary system with $P_{\text{orb}} = 10$ d. We found only when the luminosity of the magnetar wind is relatively large, e.g., $9.6 \times 10^{44} \text{ erg s}^{-1}$ corresponding to a newborn magnetar with $P_0 = 10^{-2}$ s and $B_\perp = 10^{15}$ G, the pre-burst persistent radiation could not be outshined by L_c , and it is mainly at optical and UV bands. The reemission from MGFs with $M_c = 1 M_\odot$ is slightly larger than that of L_c , the reemission

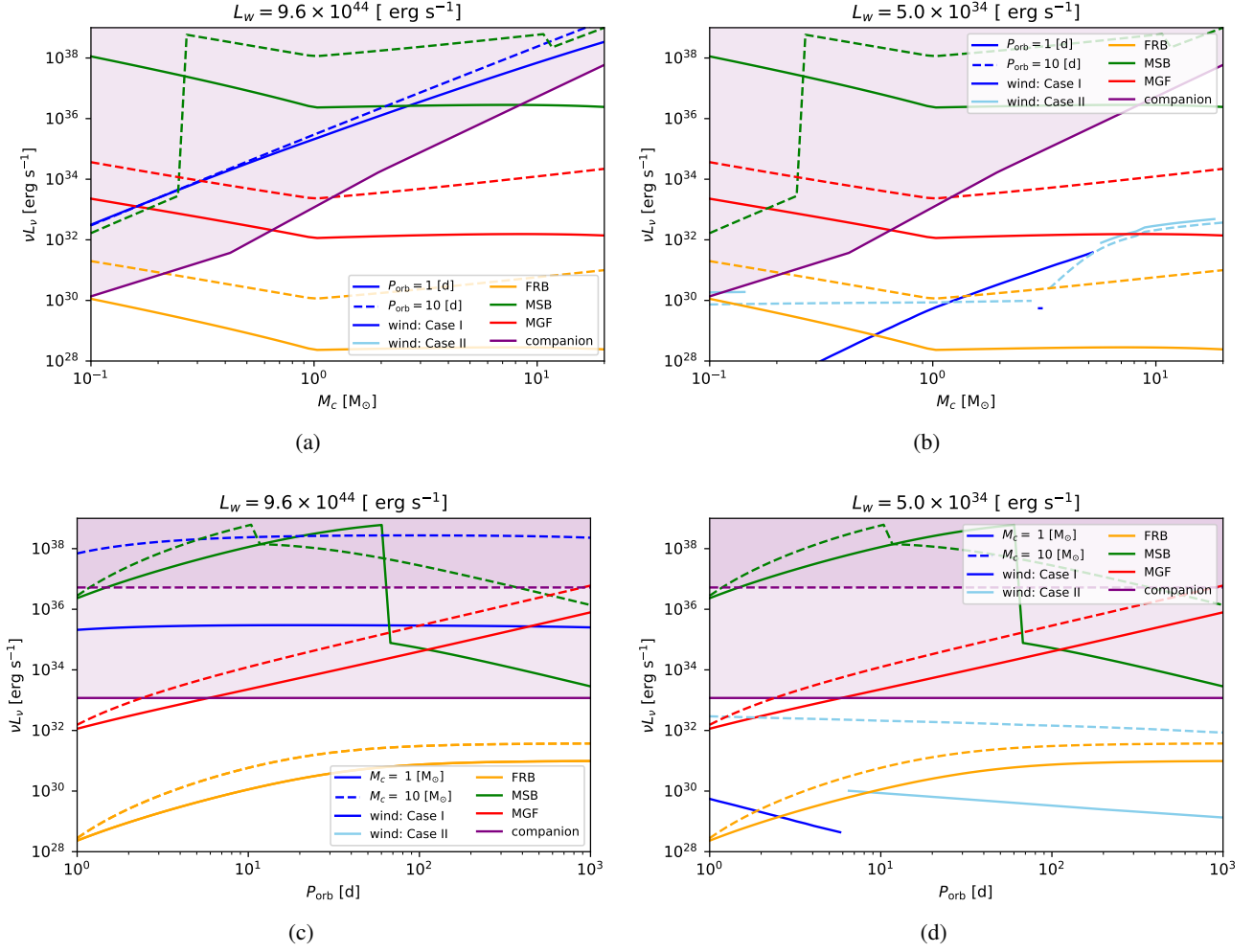


Fig. 5. The comparison of the reemission from bursts and the pre-burst persistent radiation with $L_w = 9.6 \times 10^{44}$ erg s⁻¹ (left panels) and $L_w = 5.0 \times 10^{34}$ erg s⁻¹ (right panels) for different P_{orb} and different M_c . Different colors represent different mechanisms, as indicated in the caption. Note that we show both Case I (blue lines) and Case II (light blue lines) for the pre-burst persistent radiation. The colored region means $\nu L_\nu > L_c$, where the radiation will not be outshined by L_c . In the top panel, we show the peak luminosity νL_ν varied with M_c for a given $P_{\text{orb}} = 1$ and 10 d. In the bottom panel, we show νL_ν varied with P_{orb} for a given $M_c = 1$ and 10 M_⊙.

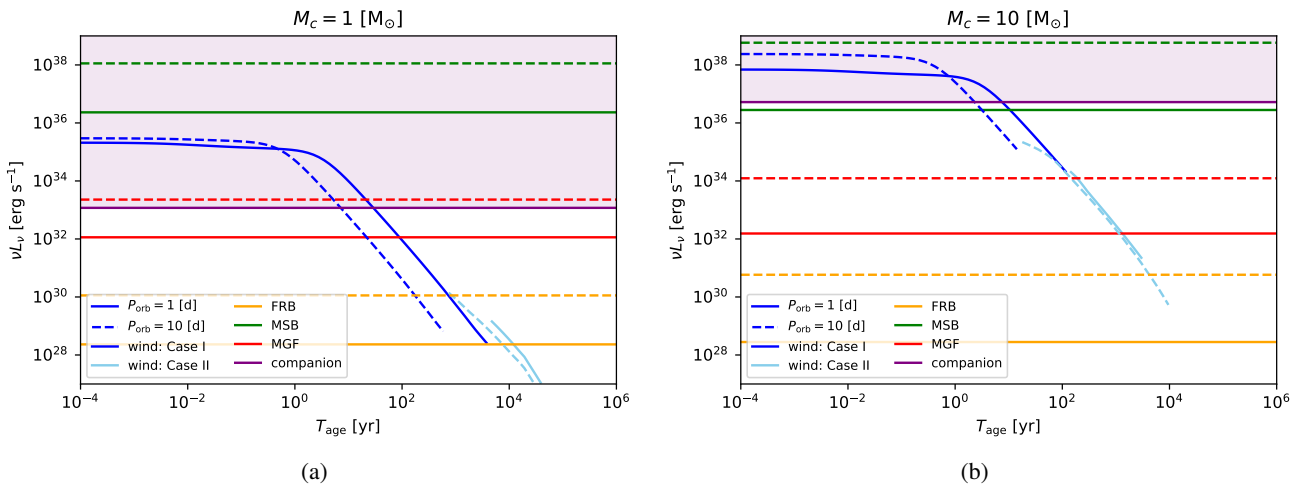


Fig. 6. The pre-burst persistent radiation varied with the age of the magnetar corresponding to the luminosity of the magnetar wind L_w for $M_c = 1$ M_⊙ (the left panel) and 10 M_⊙ (the right panel). Similar to Fig. 5, the colored region means $\nu L_\nu > L_c$, and different colors of lines show different mechanisms. The solid lines show the peak luminosity for $P_{\text{orb}} = 1$ d, while the dashed line show that for $P_{\text{orb}} = 10$ d.

from MSBs with $M_c = 1 - 10 M_\odot$ is $\sim 1 - 4$ orders of magnitude larger than that of L_c , and that from FRBs with $M_c = 1 - 10 M_\odot$ is outshined by L_c . Note that the reemission from FRBs with a larger transformation efficiency η still has the possibility to be observed. The reemission from the bursts is mainly at the optical, UV, and X-ray bands, with a duration of $\sim 0.1 - 10^5$ s. For the optical band, we found the Vera C. Rubin Observatory can detect the pre-burst persistent radiation with $M_c = 1 - 10 M_\odot$ and the reemission from MGFs with $M_c = 1 M_\odot$. For the X-ray band, *Einstein Probe*, *Chandra* and *XMM-Newton* can not detect the radiations we studied with $d_L \gtrsim 100$ kpc. However, in the high energy band $\gtrsim 10^{17}$ Hz, the pre-burst persistent radiation produced by bow shock can become dominant, and have a chance of being detected when the distance is very close ~ 1 kpc.

We also scanned the parameter space of M_c , P_{orb} and L_w to find which mechanism is dominant, and we found the pre-burst persistent radiation and the reemission from bursts can be larger than the radiation from the companion itself with a suitable parameter. Also, the reemission from FRBs, MSBs, and MGFs can be larger than the pre-burst persistent radiation for a relatively old magnetar. For FRBs, when $M_c \lesssim 0.2 M_\odot$, its reemission can be larger than L_c and the pre-burst persistent radiation of $L_w \approx 5.0 \times 10^{34}$ erg s^{-1} with $P_{\text{orb}} = 10$ d. For MSBs and MGFs, their reemission can be larger than L_c and the pre-burst persistent radiation of $L_w \approx 5.0 \times 10^{34}$ erg s^{-1} with $M_c \lesssim 0.6 M_\odot$. For the pre-burst persistent radiation with $L_w \approx 9.6 \times 10^{44}$ erg s^{-1} corresponding to a newborn magnetar with $P_0 = 10^{-2}$ s and $B_\perp = 10^{15}$ G, it would be dominant with a relatively large M_c ($\gtrsim 1 - 10 M_\odot$) and a moderate P_{orb} ($\sim 10 - 100$ d). Note that here we compare the peak luminosity for each radiation mechanism, and in addition to the pre-burst persistent radiation produced by bow shock (Case II), the other radiation mechanism is the blackbody radiation. Therefore, in the high energy band, such as X-ray and γ -ray bands, the pre-burst persistent radiation produced by bow shock might become dominant.

In the above calculations, we focused on the two main radiations, including the pre-burst persistent radiation from the magnetar wind and the reemission from bursts. In addition, there are some other mechanisms including the IC scattering process between the electrons in the magnetar wind and the photons from the reemission, and the pair annihilation from the electrons in the companion and the positrons in the magnetar wind (see the details discussed in the appendix). We found the peak luminosity from the reemission can be scattered to a larger frequency with the IC scattering process. We also found that the pair annihilation would exist, but the photons generated by this process would be scattered by the particles in the companion star due to the optical-thick companion surface, which cannot be detected.

Acknowledgements. We thank the anonymous referee for helpful comments to improve this paper. We thank the helpful discussions with Bing Zhang, Jia Ren, and Fa-Yin Wang, and we thank the useful information given by Xin-Lian Luo, Yue Wu, Bo-Yang Liu, Zhen-Yin Zhao, Qian-Qian Zhang, and Lu-yao Jiang. D.M.W is supported by the National Natural Science Foundation of China (No. 11933010, 11921003, 12073080, 12233011) and the Strategic Priority Research Program of the Chinese Academy of Sciences (grant No. XDB0550400). Z.G.D is supported by the National SKA Program of China (grant No. 2020SKA0120300) and National Natural Science Foundation of China (grant No. 12393812). Y.P.Y is supported by the National Natural Science Foundation of China grant No.12003028 and the National SKA Program of China (2022SKA0130100).

References

Archibald, R. F., Kaspi, V. M., Beardmore, A. P., Gehrels, N., & Kennea, J. A. 2015, *ApJ*, 810, 67

- Avakyan, A., Neumann, M., Zainab, A., et al. 2023, *A&A*, 675, A199
- Badenes, C., Mazzola, C., Thompson, T. A., et al. 2018, *ApJ*, 854, 147
- Beloborodov, A. M. 2013, *ApJ*, 762, 13
- Beniamini, P., Hotokezaka, K., van der Horst, A., & Kouveliotou, C. 2019, *MNRAS*, 487, 1426
- Beniamini, P., Wadiasingh, Z., Hare, J., et al. 2023, *MNRAS*, 520, 1872
- Bhardwaj, M., Gaensler, B. M., Kaspi, V. M., et al. 2021, *ApJ*, 910, L18
- Bhattacharya, D. & van den Heuvel, E. 1991, *Physics Reports*, 203, 1
- Blumenthal, G. R. & Gould, R. J. 1970, *Reviews of Modern Physics*, 42, 237
- Bochenek, C. D., Ravi, V., Belov, K. V., et al. 2020, *Nature*, 587, 59
- Bozzo, E., Ferrigno, C., Oskinova, L., & Ducci, L. 2022, *MNRAS*, 510, 4645
- Breton, R. P., Kaspi, V. M., McLaughlin, M. A., et al. 2012, *ApJ*, 747, 89
- Bucciantini, N., Amato, E., & Del Zanna, L. 2005, *A&A*, 434, 189
- Burns, E., Svinikin, D., Hurley, K., et al. 2021, *ApJ*, 907, L28
- Cantó, J., Raga, A. C., & Wilkin, F. P. 1996, *ApJ*, 469, 729
- Chen, A. M., Guo, Y. D., Yu, Y. W., & Takata, J. 2021, *A&A*, 652, A39
- Chen, A. M., Takata, J., Yi, S. X., Yu, Y. W., & Cheng, K. S. 2019, *A&A*, 627, A87
- Chen, A. Y. & Beloborodov, A. M. 2017, *ApJ*, 844, 133
- Chen, P., Gal-Yam, A., Sollerman, J., et al. 2024, *Nature*, 625, 253
- CHIME/FRB Collaboration, Andersen, B. C., Bandura, K. M., et al. 2020, *Nature*, 587, 54
- Chrimes, A. A., Levan, A. J., Fruchter, A. S., et al. 2022, *MNRAS*, 513, 3550
- Cook, G. B., Shapiro, S. L., & Teukolsky, S. A. 1994, *ApJ*, 422, 227
- Coroniti, F. V. 1990, *ApJ*, 349, 538
- Dai, Z. G. 2004, *ApJ*, 606, 1000
- Daugherty, J. K. & Harding, A. K. 1983, *ApJ*, 273, 761
- Dermer, C. D. 1990, *ApJ*, 360, 197
- Duchêne, G. & Kraus, A. 2013, *ARA&A*, 51, 269
- Esposito, P., Rea, N., Borghese, A., et al. 2020, *ApJ*, 896, L30
- Fortin, F., García, F., Simaz Bunzel, A., & Chaty, S. 2023, *A&A*, 671, A149
- Geng, J. J., Wu, X. F., Huang, Y. F., Li, L., & Dai, Z. G. 2016, *ApJ*, 825, 107
- Granot, J., Ramirez-Ruiz, E., Taylor, G. B., et al. 2006, *ApJ*, 638, 391
- Guenther, D. B., Demarque, P., Kim, Y. C., & Pinsonneault, M. H. 1992, *ApJ*, 387, 372
- Hess, Abdalla, H., Aharonian, F., et al. 2022, in 37th International Cosmic Ray Conference, 777
- Hirai, R., Podsiadlowski, P., & Yamada, S. 2018, *ApJ*, 864, 119
- Hu, C.-P., Begičarslan, B., Güver, T., et al. 2020, *ApJ*, 902, 1
- Iben, I. 2012, *Stellar Evolution Physics, Volume 1: Physical Processes in Stellar Interiors*
- Israel, G. L., Esposito, P., Rea, N., et al. 2016, *MNRAS*, 457, 3448
- Jauch, J. M. & Rohrlich, F. 1976, *The theory of photons and electrons. The relativistic quantum field theory of charged particles with spin one-half*
- Kasen, D. 2010, *ApJ*, 708, 1025
- Kasen, D. & Bildsten, L. 2010, *ApJ*, 717, 245
- Kaspi, V. M. & Beloborodov, A. M. 2017, *ARA&A*, 55, 261
- Kennel, C. F. & Coroniti, F. V. 1984a, *ApJ*, 283, 694
- Kennel, C. F. & Coroniti, F. V. 1984b, *ApJ*, 283, 710
- Kirk, J. G. & Skjæraasen, O. 2003, *ApJ*, 591, 366
- Kong, S. W., Yu, Y. W., Huang, Y. F., & Cheng, K. S. 2011, *MNRAS*, 416, 1067
- Koranda, S., Stergioulas, N., & Friedman, J. L. 1997, *ApJ*, 488, 799
- Kouveliotou, C., Dieters, S., Strohmayer, T., et al. 1998, *Nature*, 393, 235
- Kremer, K., Piro, A. L., & Li, D. 2021, *ApJ*, 917, L11
- Kuiper, L., Hermsen, W., & Dekker, A. 2018, *MNRAS*, 475, 1238
- Lang, K. R. 1999, *Astrophysical formulae*
- Lee, W. H., Ramirez-Ruiz, E., & van de Ven, G. 2010, *ApJ*, 720, 953
- Lin, L., Göğüş, E., Roberts, O. J., et al. 2020, *ApJ*, 893, 156
- Lucchetta, G., Ackermann, M., Berge, D., & Bühler, R. 2022, *Journal of Cosmology and Astroparticle Physics*, 2022, 013
- Luo, D., McCray, R., & Mac Low, M.-M. 1990, *ApJ*, 362, 267
- Luo, R., Men, Y., Lee, K., et al. 2020, *MNRAS*, 494, 665
- Maan, Y., Leeuwen, J. v., Straal, S., & Pastor-Marazuela, I. 2022, *The Astronomer's Telegram*, 15697, 1
- MacFadyen, A. I., Ramirez-Ruiz, E., & Zhang, W. 2005, *arXiv e-prints*, astro/0505001
- Medin, Z. & Lai, D. 2010, *MNRAS*, 406, 1379
- Mereghetti, S. 2008, *A&A Rev.*, 15, 225
- Mereghetti, S., Rigoselli, M., Salvaterra, R., et al. 2023, *arXiv e-prints*, arXiv:2312.14645
- Minaev, P. Y. & Pozanenko, A. S. 2020, *Astronomy Letters*, 46, 573
- Murase, K., Mészáros, P., & Fox, D. B. 2017, *ApJ*, 836, L6
- Nadyozhin, D. K. & Razinkova, T. L. 2005, *Astronomy Letters*, 31, 695
- Olausen, S. A. & Kaspi, V. M. 2014, *ApJS*, 212, 6
- Palmer, D. M. & Swift/BAT Team. 2022, *The Astronomer's Telegram*, 15752, 1
- Pavlović, M. Z., Urošević, D., Vukotić, B., Arbutina, B., & Göker, Ü. D. 2013, *ApJS*, 204, 4
- Rees, M. J. & Gunn, J. E. 1974, *MNRAS*, 167, 1
- Roberts, O. J., Veres, P., Baring, M. G., et al. 2021, *Nature*, 589, 207
- Rybicki, G. B. & Lightman, A. P. 1985, *Radiative processes in astrophysics*.
- Salaris, M. & Cassisi, S. 2005, *Evolution of Stars and Stellar Populations*

- Sefako, R. R. & de Jager, O. C. 2003, *ApJ*, 593, 1013
- Shibata, S., Tomatsuri, H., Shimanuki, M., Saito, K., & Mori, K. 2003, *MNRAS*, 346, 841
- Stratta, G., Dainotti, M. G., Dall’Osso, S., Hernandez, X., & De Cesare, G. 2018, *ApJ*, 869, 155
- Svinkin, D., Frederiks, D., Hurley, K., et al. 2021, *Nature*, 589, 211
- Tavani, M. & Arons, J. 1997, *ApJ*, 477, 439
- Tavani, M., Casentini, C., Ursi, A., et al. 2021, *Nature Astronomy*, 5, 401
- Thompson, C. 2008, *ApJ*, 688, 499
- Thompson, C. & Duncan, R. C. 1993, *ApJ*, 408, 194
- Thompson, C. & Duncan, R. C. 1996, *ApJ*, 473, 322
- Tonks, L. & Langmuir, I. 1929, *Physical Review*, 33, 195
- Usov, V. V. 1984, *Ap&SS*, 107, 191
- Usov, V. V. 1992, *ApJ*, 389, 635
- van der Merwe, C. J. T., Wadiasingh, Z., Venter, C., Harding, A. K., & Baring, M. G. 2020, *ApJ*, 904, 91
- Vink, J. S., de Koter, A., & Lamers, H. J. G. L. M. 2000, *A&A*, 362, 295
- Wadiasingh, Z., Harding, A. K., Venter, C., Böttcher, M., & Baring, M. G. 2017, *ApJ*, 839, 80
- Wang, Y., Wei, Y.-J., Zhou, H., et al. 2023, arXiv e-prints, arXiv:2312.02848
- Wilkin, F. P. 1996, *ApJ*, 459, L31
- Wood, B. E., Müller, H.-R., Zank, G. P., & Linsky, J. L. 2002, *ApJ*, 574, 412
- Xia, Z.-Y., Yang, Y.-P., Li, Q.-C., et al. 2023, *ApJ*, 957, 1
- Xu, K., Li, X.-D., Cui, Z., et al. 2022, *Research in Astronomy and Astrophysics*, 22, 015005
- Yang, J., Chand, V., Zhang, B.-B., et al. 2020, *ApJ*, 899, 106
- Yang, Y.-P. 2021, *ApJ*, 920, 34
- Yang, Y.-P. & Zhang, B. 2021, *ApJ*, 919, 89
- Younes, G., Enoto, T., Hu, C.-P., et al. 2022, *The Astronomer’s Telegram*, 15674, 1
- Younes, G., Güver, T., Kouveliotou, C., et al. 2020, *ApJ*, 904, L21
- Yuan, C., Murase, K., Zhang, B. T., Kimura, S. S., & Mészáros, P. 2021, *ApJ*, 911, L15
- Yuan, W., Zhang, C., Chen, Y., & Ling, Z. 2022, in *Handbook of X-ray and Gamma-ray Astrophysics*, 86
- Zabalza, V., Bosch-Ramon, V., Aharonian, F., & Khangulyan, D. 2013, *A&A*, 551, A17
- Zhang, B. B., Zhang, Z. J., Zou, J. H., et al. 2022, arXiv e-prints, arXiv:2205.07670
- Zhong, S.-Q., Dai, Z.-G., Zhang, H.-M., & Deng, C.-M. 2020, *ApJ*, 898, L5
- Zhou, P., Zhou, X., Chen, Y., et al. 2020, *ApJ*, 905, 99
- Zou, Z.-C., Zhang, B.-B., Huang, Y.-F., & Zhao, X.-H. 2021, *ApJ*, 921, 2

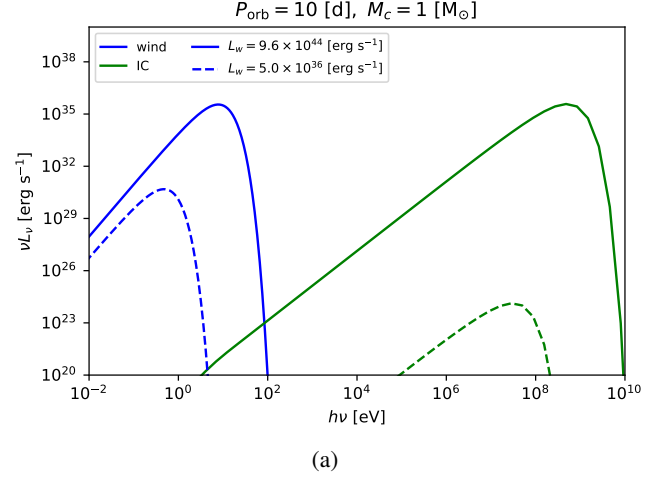
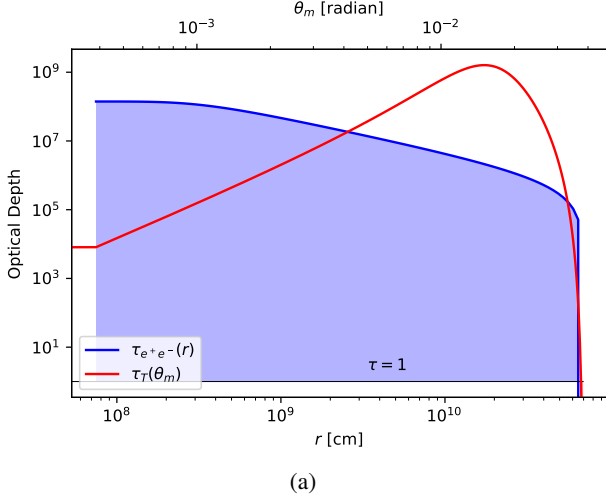


Fig. A.1. The optical depth for a solar-like companion with $M_c = 1 M_\odot$. The blue line shows the optical depth for the pair annihilation at different radii, and the colored region means $\tau_{e^+e^-} > 1$. The red line represents the optical depth of absorption at various viewing angles $\theta_m \in (0, \theta_{m2})$. The corresponding parameters we used are $\gamma_w = 10^4$ and $P_{\text{orb}} = 10$ d.

Appendix A: Pair annihilation between electrons in companion and positrons in relativistic wind

The pair annihilation is one of the possible heating mechanisms due to the very high density of the electrons in the companion, in which an electron (from the companion) and a positron (from the magnetar wind) annihilate, resulting in the creation of two photons. The cross section for this process is (Jauch & Rohrlich 1976)

$$\sigma_{e^+e^-} = \frac{\pi r_0^2}{\gamma_w + 1} \left[\frac{\gamma_w^2 + 4\gamma_w + 1}{\gamma_w^2 - 1} \ln \left(\gamma_w + \sqrt{\gamma_w^2 - 1} \right) - \frac{\gamma_w + 3}{\sqrt{\gamma_w^2 - 1}} \right], \quad (\text{A.1})$$

The corresponding optical depth $\tau_{e^+e^-} \sim n_c \sigma_{e^+e^-} r_b$ can be calculated, where $n_c \simeq \rho_c / m_p$ is the number density of electrons in the companion. The optical depth can be much larger than 1 due to the large n_c , as shown in the blue line in Fig. A.1, which means that the possibility of the pair annihilation would be large and the radiation from this process can not be neglected. However, the emitting photons might be scattered by the particles in the companion star due to the optical-thick companion surface. We then calculate the corresponding optical depth $\tau_T \sim \kappa \rho_c l(\theta)$ considering the Thomson scattering, where $l(\theta)$ is the length of the companion star at a given θ_m (θ_m is the angle between the line connecting the two stars and the line connecting the magnetar and the point we studied). The descriptions of θ_m and θ_{m2} are presented in Fig. 2. According to the red line in Fig. A.1, we can see that only with θ_m around $\theta_{m2} \approx 0.038$ rad, the radiation has the possibility to be observed where $\tau_T < 1$. Therefore, the radiation from the pair annihilation can be neglected, and it contributes to the heating of the companion star by the magnetar wind.

Appendix B: Inverse Compton between electrons in relativistic wind and photons from reemission

The Inverse Compton (IC) scattering process between the electrons in the relativistic wind and the photons from the reemission is also possible. The IC spectrum for isotropic electrons and

Fig. B.1. The spectra of the pre-burst persistent radiation for Case I involving the IC process with $T_{\text{age}} = 10^2$ yr corresponding to $L_w \simeq 5.0 \times 10^{36}$ erg s $^{-1}$ (the dashed line) and $T_{\text{age}} = 0$ yr corresponding to $L_w \simeq 9.6 \times 10^{44}$ erg s $^{-1}$ (the solid line). We set $P_{\text{orb}} = 10$ day corresponding to $a \approx 3.9 \times 10^{11}$ cm, and $M_c = 1 M_\odot$. The blue lines show the pre-burst radiation spectrum of Case I. The green line indicates the IC spectrum. The corresponding parameters we used are $p = 2.2$, $\gamma_m = 10^4$, and $\gamma_M = 10^6$.

isotropic photons at $a_1 = h\nu_1 / (m_e c^2)$ (where ν_1 is the emitting photon frequency) should be (Blumenthal & Gould 1970)

$$L_{\text{IC}} \sim \nu_1 L_{\nu_1} = V_{\text{IC}} h \nu_1^2 \int \int n_e(\gamma) n_{\text{ph}}(\nu) \frac{dN_{\gamma,\nu}}{dtdv_1} d\nu d\gamma, \quad (\text{B.1})$$

$$\frac{dN_{\gamma,\nu}}{dtdv_1} = \frac{2\pi r_0^2 c}{\nu \gamma^2} \left[2q \ln q + (1 + 2q)(1 - q) + \frac{1 - q}{2} \frac{(4a_1 \gamma q)^2}{1 + 4a_1 \gamma q} \right],$$

where $q = \frac{(a_1/\gamma)^2}{4a_1(1-a_1/\gamma)}$ is a dimensionless parameter, $r_0 = e^2 / (m_e c^2)$ is the classical electron radius, and $n_e(\gamma) = n_{e,0} (1 - p) \frac{\gamma^{-p}}{\gamma_M^{-p+1} - \gamma^{-p+1}}$, $\gamma_m < \gamma < \gamma_M$ is the differential number density of the power-law distribution electrons contributed by the magnetar wind. We take the photons produced by the pre-burst persistent radiation for Case I as the seed photon for an example. We use $P_w = P_{\text{re}}$ to estimate the width of the interaction region (where $P_{\text{re}} \simeq L_{\text{re}} / (12\pi \delta r^2 c)$ is the radiation pressure), which is $\delta r \sim (a - R_c) / (1 + \sqrt{L_w / L_{\text{re}}})$, as shown in Fig. 2a. We then approximate that the volume of the interaction region is $V_{\text{IC}} \sim \pi \delta r R_c^2$, and the number density of the photons is $n_{\text{ph}}(\nu) = L_\nu / (4\pi h \nu (R_c + \delta r)^2 c)$. Note that $n_{e,0} \simeq \dot{N} / (4\pi (a - R_c)^2 c)$ is the number density for power-law distribution electrons, where $\dot{N} \simeq \frac{L_w}{m_e c^2} \frac{2-p}{1-p} \frac{\gamma_M^{-p+1} - \gamma_m^{-p+1}}{\gamma_M^{-p+2} - \gamma_m^{-p+2}}$ is the number of electrons per second at $a - R_c$.

In Fig. B.1, we consider the seed photon for the IC process is mainly from the pre-burst persistent radiation generated by Case I. Here we take the solar-like companion with $M_c = 1 M_\odot$ and the newborn magnetar corresponding to $L_w \simeq 9.6 \times 10^{44}$ erg s $^{-1}$ (the magnetar with $T_{\text{age}} = 10^2$ yr corresponding to $L_w \simeq 5.0 \times 10^{36}$ erg s $^{-1}$) for an example. We can find that the peak luminosity for the pre-burst persistent radiation can be scattered to a large frequency. For $T_{\text{age}} = 10^2$ yr, the peak luminosity for the IC spectrum is $\approx 1.3 \times 10^{24}$ erg s $^{-1}$ at $\nu \approx 6.9 \times 10^{21}$ Hz. For a newborn magnetar, the peak luminosity for IC is $\approx 3.8 \times 10^{35}$ erg s $^{-1}$ at $\nu \approx 1.2 \times 10^{23}$ Hz, which is similar to that for the pre-burst persistent radiation due

to the large number density of electrons. Considering the possible two-photon pair production process between the photons from IC scattering process (ν_{IC}) and the lower energy photons (ν_{seed}), the frequency of the lower energy photons should satisfy $\nu_{\text{seed}} \geq (m_e c^2 / h)^2 \nu_{\text{IC}}^{-1} \approx 1.3 \times 10^{17} \text{ Hz } \nu_{\text{IC},24}^{-1}$, which is much larger than the peak frequency of the radiation from the solar-like companion itself $\approx 3.4 \times 10^{14} \text{ Hz}$ with $T_{c,\text{eff}} \approx 5770 \text{ K}$. In this way, here we neglect this effect. For Case II of the pre-burst persistent radiation, the IC scattering process also can scatter the seed photons to a relatively high frequency $\sim 10^{24} \text{ Hz}$.

In addition, we investigate the impact of the repeated scatterings involving relativistic electrons in purely scattering scenarios, by calculating the Compton Y parameter (Rybicki & Lightman 1985)

$$Y \approx \frac{64}{3} \langle \gamma^2 \rangle \max(\tau_{\text{es}}, \tau_{\text{es}}^2), \quad (\text{B.2})$$

where $\tau_{\text{es}} = \rho_e \kappa \delta r$ is the scattering optical depth, and $\rho_e = m_e n_e$ is the density of the electrons. We find that the value of Y is about 4.8×10^{-5} (4.1×10^{-3}) for the magnetar with $T_{\text{age}} = 10^3 \text{ yr}$ (the newborn magnetar), which is smaller than 1 indicating that the repeated scattering process is not important.