

# Generalized regenerating codes and node repair on graphs

Adway Patra

Alexander Barg

## Abstract

We consider regenerating codes in distributed storage systems where connections between the nodes are constrained by a graph. In this problem, the failed node downloads the information stored at a subset of vertices of the graph for the purpose of recovering the lost data. Compared to the standard setting, regenerating codes on graphs address two additional features. The repair information is moved across the network, and the cost of node repair is determined by the graphical distance from the helper nodes to the failed node. Accordingly, the helpers far away from the failed node may be expected to contribute less data for repair than the nodes in the neighborhood of that node. We analyze regenerating codes with nonuniform download for repair on graphs. Moreover, in the process of repair, the information moved from the helpers to the failed node may be combined through intermediate processing, reducing the repair bandwidth. We derive lower bounds for communication complexity of node repair on graphs, including repair schemes with nonuniform download and intermediate processing, and construct codes that attain these bounds.

Additionally, some of the nodes may act as adversaries, introducing errors into the data moved in the network. For repair on graphs in the presence of adversarial nodes, we construct codes that support node repair and error correction in systematic nodes.

## I. INTRODUCTION

Regenerating codes are designed to correct single or multiple erasures from the information obtained from the nonerased coordinates of the codeword. Using the terminology inspired by distributed storage systems, a regenerating code recovers a failed node (coordinate) by downloading data from the surviving nodes of the encoding. Suppose that the code used to protect the data has length  $n$  and that every coordinate is placed on a separate storage node. To repair a failed node, the system uses a subset of  $d \leq n - 1$  *helper nodes* that transmit information comprising some functions of their contents to be used to recover the lost data. One of the goals of the code design is to minimize the amount of data downloaded to complete the repair. Following their introduction in [8], regenerating codes have been the subject of voluminous literature devoted both to constructions and impossibility bounds for the code parameters; see [26] for a very readable and detailed overview of this area.

A distributed storage system is formed of a number of nodes connected by communication links which carry information to accomplish the two basic tasks performed in the system, namely data recovery and node repair. The amount of information sent over the links is a key metric of the system efficiency. The problem of node repair has been widely studied in the literature in the last decade. The system is modeled as  $n$  storage nodes each with capacity of  $l$  units, used to store a file  $\mathcal{F}$  of size  $M$ , such that the following two properties are met [8]:

- (*Data retrieval*) The entire file can be recovered by accessing any  $k < n$  nodes.

---

The results of this paper were presented in part at ISIT 2022 and ISIT 2023.

The authors are with Dept. of ECE and ISR, University of Maryland, College Park, MD 20742. Emails: {apatra,abarg}@umd.edu. This research was supported by NSF grants CCF2110113 (NSF-BSF), CCF2104489, and CCF2330909.

- (*Repair*) If a single node fails, data from any  $d$  surviving, or helper nodes is used to restore the lost data. We assume that each of the helper nodes contributes  $\beta \leq l$  units of data, and that  $k \leq d \leq n-1$ . The parameter  $\beta$  is called the *per-node repair bandwidth*.

The fundamental tradeoff between the file size and the repair bandwidth is expressed by the bound of [8] which has the form

$$M \leq \sum_{i=1}^k \min\{l, (d-i+1)\beta\}. \quad (1)$$

The repair problem has been studied in two versions, called functional and exact repair. Under exact repair, the contents of the failed node is recovered in the exact form, while for functional repair the node can be restored to a different value as long as it continues to support the two properties above.

#### A. Heterogeneous and graph-constrained storage systems

Most earlier works on regenerating codes, with a few exceptions mentioned below, assume that any  $d$  of the surviving  $n-1$  nodes can serve as helpers, and the choice of a particular helper set is not addressed in the code design. Existing code constructions typically also assume that downloading the same amount of data from each of the helpers minimizes the communication complexity of repair, and in many cases (e.g., for MSR codes) one can show that this is indeed true. Constructions with nonuniform download are considered when the transmission cost from different helpers to the failed node is not the same, giving rise to *heterogeneous regenerating codes*. Different versions of such systems include models with two subsets of nodes assigned different communication costs [1], systems with different link capacities [35], rack-aware storage [5], [6], [12], [13], [32], [33], general models of clustered systems [25], [31], systems with varying amounts of data downloaded from the helper nodes [34], [16], and general systems with topology-aware repair [36].

In [21], [22], [24] we considered a related but different problem when the nodes of the storage system are placed on the vertices of a graph  $G = (V, E)$ , and the repair information is downloaded along the edges of the graph. In this model, the cost of sending a unit of information from  $v_i$  to  $v_j$  is determined by the graphical distance  $\rho(v_i, v_j)$  in  $G$ . This constraint introduces two new features. First, there is a natural bias in the information cost of node repair in favor of the helper nodes closer to the failed node  $v_f$ , suggesting that coding schemes should rely on heterogeneous codes. Secondly, since the information from remote helpers passes through the helpers close to  $v_f$ , the closer nodes have the option of combining the information received from the outer extremes of the helper set before transferring it to the failed node. We call this approach *Intermediate Processing*, or IP, as opposed to direct relaying, which we term *Accumulate-and-Forward* (AF) strategy. The general IP procedure applies to linear regenerating codes, although using it for specific code families requires further analysis of their structure. In this paper we closely examine both questions.

Prior to our works, repair on graphs using MSR codes was considered in [11], [18] for particular examples of graphs. These papers relied on AF repair and did not consider incorporating IP repair in the node recovery procedure. Another related communication problem is that of network coding [39] wherein (in its simplest version) the data is transmitted from a single fixed source to multiple destinations, and where it is assumed that the intermediate nodes combine the chunks of data on their incoming edges. A repair-tree model of node recovery was previously considered in [41] in the context of network coding. While intermediate processing is a shared feature between node repair on graphs and network codes, they address different objectives. Specifically, while in network coding, the message of the source needs to be reproduced at the receiver, the repair task is to compute a function of the cumulative contents of the helpers at the failed node. Nevertheless, some tools from network coding prove useful in the problem of node repair with errors, introduced below in Section I-C.

## B. Generalized regenerating codes

Motivated by the graph model of the system discussed above, we analyze the problems of optimizing the repair bandwidth through nonuniform download, varying the repair degree, IP repair, and repair in the presence of an adversary. In graphical networks, sending the repair data along a path from the helper to the failed node incurs the cost proportional to the path length, which naturally introduces heterogeneity based on the graphical distance. Accordingly, we extend the definition of regenerating codes as follows.

*Definition I.1* (Generalized regenerating codes (GRCs)). Let  $\mathcal{B} = \{\beta_i\}_{i=1}^d$  be a set of  $d$  positive integers. An  $[n, k, d, l, \mathcal{B}, M]$  GRC encodes a file  $\mathcal{F}$  of size  $M$  symbols over a finite field  $F$  by storing  $l$  symbols in each of the  $n$  nodes such that

- 1) (reconstruction) the original file can be recovered by accessing any  $k$  out of  $n$  nodes;
- 2) (repair) the contents of any node  $f \in [n]$  can be recovered by contacting a set  $D \subseteq [n] \setminus \{f\}$ ,  $|D| = d$  of nodes and downloading  $\beta_i$  symbols from node  $\tau^{-1}(i)$ , for any bijective mapping  $\tau : D \rightarrow [d]$ .

The parameter  $d$  is called the *repair degree*.

The mapping  $\tau$  corresponds to the allocation of contributions for repair to the set of the helpers, and it highlights the fact that the assignments can be arbitrary as long they form the set  $\mathcal{B}$ . Specifically, the amount of data downloaded from a given helper node may change from one repair round to another depending on its distance to the failed node. If all the  $\beta_i$ 's are equal, we call such a repair procedure a *uniform download* scheme.

## C. Repair in the presence of adversarial nodes

The simplest model of errors in a graphical storage system arises from assuming unreliable links across the network. This problem has been widely analyzed in network coding literature; see [2] and references therein. For regenerating codes, a straightforward way of handling noise edges, if one assumes that a given edge does not introduce more than a fixed number of errors, is to simply encode each transmission using a local error correcting code with sufficient minimum distance and placing a decoder on every node.

The error process is more difficult to handle if the network includes adversarial nodes that try to interfere with the repair by introducing errors that can affect its outcome. If the information residing on a node is corrupted, it can spread through the network if this faulty node is chosen to be a helper. Previous works on error control during repair ([28], [37], [30] and others all focus on the traditional model of direct connectivity. These schemes still work in the graph scenario if the nodes rely upon standard relaying of data, i.e., the AF strategy. At the same time, if the nodes perform intermediate processing, error amplification can happen, similar to what happens in network coding with errors. This is because even a single corrupted symbol can potentially affect all the linear combinations evaluated at the node. If left unchecked, data corruption can quickly spread through the network in the course of multiple failures.

Our main results for repair with errors are related to the model of a *limited-power adversary*. We assume that the adversary may alter the contents of a subset of nodes  $\Delta \subset D$  (not known to the system), but has no access to the computations performed at any of the nodes. In other words, in this model the helper nodes perform valid transformations of the data, but their own contents may be corrupted without their knowledge.

It is also possible to consider an *all-powerful adversary* that actively controls a vertex and can alter both the stored data and data that is relayed through that vertex. Coding in the presence of such an adversary appears to be a more difficult problem [14], [15], and we do not consider it here.

## D. Overview of the results

In Section II we derive a bound for the repair bandwidth (the cutset bound), which includes previously derived results [1], [22] as special cases. We also present a *stacking code construction*, similar to one

in [16], showing that it attains the cutset bound at the MSR point. These codes also support flexible download assignment mentioned above. Note that, while the results of [21], [22] show that it is possible to perform repair on graphs with download cost smaller than direct relaying, they do not support the varying download property.

In Sec. III we turn our attention to IP repair under the GRC framework. We prove a lower bound on the amount of information sent by any subset of helpers for repair, which serves as a benchmark for IP repair in the network. This bound also extends previous results established for the case of uniform download [21], [22]. We also show that the stacking construction proposed in Sec. II attains the mentioned lower bound with equality. Next, we present a simple linear-algebraic argument showing that any family of linear GRCs supports IP repair. The final result of Sec. III quantifies savings in repair bandwidth that result from using the IP repair scheme.

In Sec. IV we turn to the problem of optimizing the download amounts from different helpers based on their distance to the failed node. An application of the result of [16] shows that, under both IP and AF strategies, if the number of helpers can be dynamically adjusted once we know the identity of the failed node, there always exists a uniform download scheme that minimizes the overall download. With this insight, we show that achieving the optimal download cost amounts to a combination of choosing the optimal repair degree while also carefully maximizing the benefits of IP. We further show that for codes with high rate, the best AF strategy is to involve all the remaining nodes in the repair process.

In Section V we present realizations of IP repair under the uniform download assumption for the family of product-matrix codes of [27] and their generalization given in [9].

In Sec. VI, we consider the repair task under the possible presence of adversaries where the main goal is to counter the spreading of errors while performing IP repair on the graph. Extending the Singleton bound from network coding, we derive a bound on the repair bandwidth in the presence of errors for IP repair. We also present a construction that supports repair of systematic nodes in the presence of a limited-power adversary in the network.

## II. BOUNDS ON THE REPAIR BANDWIDTH

### A. The cutset bound

In this section, we present a general form of the communication complexity bounds for the nonuniform download case. Previously this question was discussed in [40] based on the information flow graph approach, but the bound we obtain here is easier to interpret and use. For a finite field  $F = \mathbb{F}_q$ , we consider a code  $\mathcal{C} \subset F^{nl}$  whose codewords  $(C_i, i = 1, \dots, n)$  are represented by  $l \times n$  matrices over  $F$ . We assume that each coordinate (a vector in  $F^l$ ) is written on a single storage node, and that a failed node amounts to having its coordinate erased.

Suppose that the information stored at the nodes is described by random variables  $W_i, i \in [n]$  that have some joint distribution on  $(F^l)^n$  and satisfy  $H(W_i) = l$  for all  $i$ , where  $H(\cdot)$  is the entropy. For a subset  $A \subset [n]$  we write  $W_A = \{W_i, i \in A\}$ . We assume that  $H(\mathcal{F}|W_A) = 0$  for any  $A \subset [n], |A| = k$ , which supports the data retrieval property. Let  $f \in [n]$  be the failed node and let  $D \subseteq [n] \setminus \{f\}, |D| = d$  be the set of helper nodes. Let  $S_i^f$  be the information provided to the failed node  $f$  by the  $i$ th helper node in the traditional fully connected repair scheme, and let  $S_A^f = \{S_i^f : i \in A\}$  for any  $A \subseteq D$ . By definition we have  $H(S_i^f) = \beta_{\tau(i)}$ , and

$$\begin{aligned} H(W_K) &= M, K \subset [n], |K| = k \\ H(S_i^f|W_i) &= 0, i \in D; \quad H(W_f|S_D^f) = 0. \end{aligned} \tag{2}$$

Let  $\Delta_r(\mathcal{B}) = \min_{R \subseteq [d], |R|=r} \sum_{i \in R} \beta_i$  denote the sum of  $r$  smallest elements from  $\mathcal{B}$ .

The following statement gives a general bound for information transmission during repair, extending the results in [29] and [22].

**Theorem II.1.** For an  $[n, k, d, l, \mathcal{B}, M]$  GRC,

$$M \leq \sum_{i=0}^{k-1} \min\{l, \Delta_{d-i}(\mathcal{B})\}. \quad (3)$$

*Proof.* For any  $f \in [n]$ , any  $D \subseteq [n] \setminus \{f\}$ ,  $|D| = d$  and any set  $A \subset D$ , we have

$$H(W_f | S_A^f, S_{D \setminus A}^f) = 0,$$

which implies

$$\begin{aligned} H(W_f | S_A^f) &= I(W_f; S_{D \setminus A}^f | S_A^f) \leq H(S_{D \setminus A}^f | S_A^f) \\ &\leq H(S_{D \setminus A}^f) \leq \sum_{i \in D \setminus A} H(S_i^f) \\ &= \sum_{i \in D \setminus A} \beta_{\tau(i)}. \end{aligned}$$

Since this is true for any bijective mapping  $\tau$ , we conclude that

$$H(W_f | W_A) \leq H(W_f | S_A^f) \leq \min\{l, \Delta_{d-|A|}(\mathcal{B})\}. \quad (4)$$

Finally,

$$M = H(W_{[k]}) = \sum_{i=1}^k H(W_i | W_{[i-1]}) \leq \sum_{i=0}^{k-1} \min\{l, \Delta_{d-i}(\mathcal{B})\}.$$

*Remark 1.* For the case of uniform download, the bound of this theorem reduces to the inequality  $H(W_i | W_A) \leq \min(l, (d - |A|)\beta)$ , where  $A \subset [n]$ ,  $|A| \leq d$ ,  $i \notin A$ , proved in [29]. If the set  $\mathcal{B}$  contains only two distinct values, then (3) recovers the main result of [1], obtained here with a much shorter proof.

As in the case of homogeneous systems [8], we define the following corner points of the above trade-off curve.

*Definition II.1.* The *Minimum Storage* (MSR) point of the bound (3), is defined by  $l = \Delta_{d-k+1}(\mathcal{B})$ , and any code that achieves these parameters for a given set  $\mathcal{B}$  is called an MSR code. Similarly, the *Minimum Bandwidth* (MBR) point is defined by  $l = \Delta_d(\mathcal{B}) = \sum_{i=1}^d \beta_i$ .

### B. Code construction

In this section, we describe a construction of an  $[n, k, d, l, \mathcal{B}, M]$  GRC that meets the bound of Theorem II.1 at the MSR point. This construction generalizes the construction of [16], and is reminiscent of multilevel concatenated codes of [3]. We further show here that for any set  $\mathcal{B} = \{\beta_j\}_{j=1}^d$  the constructed code family achieves the minimal possible per-node storage parameter  $l$  and hence is MSR-optimal in the sense of Definition II.1. In the next section we prove that this construction is also optimal for IP repair.

Given a repair degree  $d$  and a set of integers  $\mathcal{B} = \{\beta_j\}_{j=1}^d$ , we aim to construct a regenerating code that repairs any failed node  $f$  by downloading at most  $\beta_j$  symbols from node  $\tau^{-1}(j)$  for any subset of helper nodes  $D \subseteq [n] \setminus \{f\}$  and any permutation  $\tau : D \rightarrow [d]$ . By relabeling the nodes, we can always assume that the set  $\{\beta_j\}$  is sorted in nondecreasing order. Let  $\mu = (\mu_1, \dots, \mu_{d-k+1})$  be the binary vector with  $\mu_j = \mathbb{1}_{(\beta_j > \beta_{j-1})}$ ,  $j = 1, \dots, d - k + 1$ , where  $\beta_0 := 0$ .

**Construction II.1.** Suppose that  $\mathcal{B} = \{\beta_j\}_{j=1}^d$  and  $\mu$  are as defined above, and let  $S = \{j : \mu_j \neq 0\}$ . For every  $j \in S$  take an MSR code  $\mathcal{C}_j$  with parameters

$$[n, k, d - j + 1, l_j = (d - j - k + 2)(\beta_j - \beta_{j-1}), \beta_j - \beta_{j-1}, M_j = kl_j].$$

The  $[n, k, d, l, \mathcal{B}, M]$  GRC code is formed by stacking the codes  $\{\mathcal{C}_j\}_{j \in S}$ , where  $l = \sum_{j \in S} l_j$  and  $M = \sum_{j \in S} M_j$ .

The intuition behind the construction is as follows. Upon arranging the  $\beta_j$ s in nondecreasing order, for every  $j$  such that  $\beta_j > \beta_{j-1}$ , we add to the stack an MSR code with per node download equal to the gap  $\beta_j - \beta_{j-1}$  and repair degree  $d - j + 1$ .

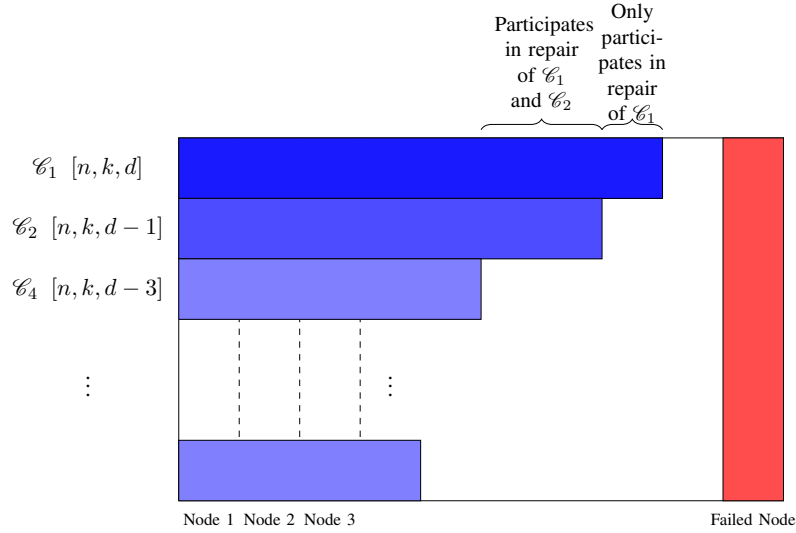


Fig. 1: Example: Stacked MSR construction for  $S = \{1, 2, 4, \dots\}$ .

**Proposition II.2.** The code in Construction II.1 is an  $[n, k, d]$  regenerating code that supports repair of any node  $f$  from a helper set  $D \subseteq [n] \setminus \{f\}$ ,  $|D| = d$  by downloading at most  $\beta_j$  symbols of  $F$  from node  $\tau^{-1}(j)$  for any permutation  $\tau : D \rightarrow [d]$ .

*Proof.* The length  $n$  and the data reconstruction parameter  $k$  are the same for all the component codes and hence inherited directly. To prove the repair property, fix a helper set  $D$  and a permutation  $\tau$  such that  $\{\beta_j\}$  are in nondecreasing order. Node  $\tau^{-1}(j)$  participates in the recovery of node  $f$  only in the component codes  $\{\mathcal{C}_p : p \leq j\}$  and hence it sends a total of  $\sum_{p=1}^j (\beta_p - \beta_{p-1}) = \beta_j$  symbols.  $\square$

The component codes can be chosen from a variety of known MSR constructions. Since the parameters of these outer codes depend on the given set  $\{\beta_j\}$ , a convenient choice is the product-matrix codes [27], which in their basic version work by downloading a single symbol from every helper. By stacking several codewords of these codes we can obtain any of the component codes  $\mathcal{C}_j$  as in Fig. 1, thereby matching any set of per-node download values as required by the construction.

Next, we show that this construction attains the MSR point as per Definition II.1.

**Proposition II.3.** Codes of Construction II.1 meet the bound (3) with equality at the MSR point.

*Proof.* The node size for the code of this construction equals

$$\begin{aligned} l &= \sum_{j=1}^{d-k+1} (d-j-k+2)(\beta_j - \beta_{j-1}) \\ &= \sum_{i=1}^{d-k+1} i(\beta_{d-i-k+2} - \beta_{d-i-k+1}) = \sum_{i=1}^{d-k+1} \beta_i. \end{aligned}$$

Since  $\beta_j \geq \beta_{j-1}$  for all  $j$ , summing the first  $d$  of the  $\beta_j$ s gives the minimum value over all permutations  $\tau$ . Thus, the sum on the last line equals  $\Delta_{d-k+1}(\mathcal{B})$ , matching (3).  $\square$

### III. IP REPAIR

In the previous section we considered regenerating codes with nonuniform download in general, without associating them with repair on graphs. In the first part of this section, we continue this line of thought, deriving a lower bound on the minimum required transmission for a set of helper nodes for the repair of a failed node. Then we turn to repair on graphs, showing that linear regenerating codes support IP repair on graphs, and that the stacking code family attains this lower bound.

#### A. Lower bound

In the next theorem, we prove a generalized version of the IP bound, extending the results of [22].

**Theorem III.1.** *Let  $f \in [n]$  be the failed node. For a subset of helper nodes  $E \subset D$ , let  $R_E^f$  be a function of  $S_E^f$  such that  $H(W_f | R_E^f, S_{D \setminus E}^f) = 0$ . Then if  $|E| \geq d - k + 1$ ,*

$$H(R_E^f) \geq M - \sum_{i=0}^{k-2} \min\{l, \Delta_{d-i}(\mathcal{B})\}. \quad (5)$$

*Proof.* Since we assumed that  $H(W_f | R_E^f, S_{D \setminus E}^f) = 0$ , all the more it is true that

$$H(W_f | R_E^f, W_{D \setminus E}) = 0. \quad (6)$$

We have  $|D \setminus E| \leq k - 1$ . Consider a set  $A \subset E$  with  $|A| = k - 1 - |D \setminus E|$ . Now,

$$H(R_E^f, W_{D \setminus E}, W_A) = H(R_E^f, W_{D \setminus E}, W_f, W_A) \geq M, \quad (7)$$

where the equality in (7) follows from (6) and the chain rule, and the inequality follows from the reconstruction property because  $|D \setminus E| + |A| + 1 = k$ . Next, observe that

$$H(R_E^f, W_{D \setminus E}, W_A) \leq H(R_E^f) + H(W_{D \setminus E}, W_A),$$

and so

$$\begin{aligned} H(R_E^f) &\geq M - H(W_{D \setminus E}, W_A) \\ &\geq M - \sum_{i=0}^{k-2} \min\{l, \Delta_{d-i}(\mathcal{B})\}, \end{aligned}$$

where the last inequality follows from (4).  $\square$

**Corollary III.2.** (a) *Assume that  $\beta_i = \beta$  for all  $i \in [d]$ , then we have*

$$H(R_E^f) \geq M - \sum_{i=0}^{k-2} \min\{l, (d-i)\beta\}. \quad (8)$$

(b) For MSR codes, we have

$$H(R_E^f) \geq l = \Delta_{d-k+1}(\mathcal{B}) \quad (9)$$

(c) Assuming in addition uniform download with  $\beta_i = \beta$  for all  $i \in [d]$  at the MSR point, we have

$$H(R_E^f) \geq (d - k + 1)\beta. \quad (10)$$

*Proof.* Part (a) follows directly from (5). To prove part (b), recall from (3) that at the MSR point, we have  $l = \Delta_{d-k+1}(\mathcal{B})$  and  $M = kl$ , and use (5). Part (c) is immediate from (9).  $\square$

Theorem III.1 bounds below the amount of data necessarily obtained from a subset  $E \subset D$  irrespective of the processing performed by the nodes in  $E$ , including the IP repair on graphs, discussed in the next section. Eq. (10) in Corollary III.2 is a restatement of Lemma II.1 from [22]. In that work we also showed that  $H(R_E^f) = l$  is achievable at the MSR point for the uniform download case. Below in this paper we show that the value  $H(R_E^f) = l$  can be achieved by some code families in the non-uniform download case as well. Note that, in general, for all other non-MSR points of the tradeoff curve,  $\Delta_{d-k+1}(\mathcal{B}) < l$ .

The above information-theoretic formulation of the repair problem is also valid for functional repair with a slight modification: for functional repair we only focus on the repair cycle of a single node from  $d$  helpers whose repair has already been completed (See Section VI of [29]). Hence the random variable  $W_f$  now denotes the data to be reconstructed at the failed node (which can be different from the data lost prior to this moment.). The next proposition forms an extension of Lemma II.1 in [22], generalizing it to all functional and exact regenerating codes at all points of the trade-off curve.

**Proposition III.3.** *For an optimal functional repair code that meets the cutset bound of Eq. (3) with equality, we have  $H(R_E^f) \geq \Delta_{d-k+1}(\mathcal{B})$ . Assuming in addition uniform download with  $\beta_i = \beta$  for all  $i \in [d]$ , we have  $H(R_E^f) \geq (d - k + 1)\beta$ .*

The proof follows straightforwardly by replacing  $M$  in (5) with the maximum value of  $M$ , given by the right-hand side of (3).

### B. Nonuniform download and regenerating codes on graphs

Limited connectivity of the network is modeled as placing each node on a vertex of a graph  $G(V, E)$  with  $|V| = n$ , where each node has direct access only to its immediate neighbors in  $G$ . Suppose further that the coordinate  $C_f$  for some  $f \in [n]$  is erased, i.e., that the node  $f \in [n]$  has failed. Below we denote the vertex in  $V$  that corresponds to  $f$  by  $v_f$  and use  $f$  and  $v_f$  interchangeably. Suppose further that the set  $D \subset [n]$  of helper nodes is fixed and consists of the immediate neighbors of  $f$  as well as of some other nodes. To accomplish the repair, the helper nodes provide information which is communicated to  $f$  over the edges in  $E_{f,D}$ . Each helper node in the graph, starting from the nodes farthest from the failed node, sends data to the next node along the shortest path towards  $f$ . These nodes can be found by a simple breadth-first search on  $G$  starting at  $f$ . Denote by  $G_{f,D} = (V_{f,D}, E_{f,D})$  the subgraph spanned by  $\{f\} \cup D$ , and let  $T_{f,D}$  be a spanning tree of this subgraph with  $f$  as the root. Let  $t = \max_{v \in D} \rho(v, f)$  be the height of this tree. We will use the following notation for spheres and balls around  $f$  in  $G_{f,D}$ :

$$\Gamma_j(f) = \{v \in V_{f,D} : \rho(v, f) = j\}, \quad N_i(f) = \cup_{j=1}^i \Gamma_j(f),$$

and we refer to the vertices in  $\Gamma_j(f)$  as the helper nodes in *layer*  $j$ . We have  $V(T_{f,D}) = \sqcup_i \Gamma_i(f)$ , where we denote  $d_i := |\Gamma_i(f)| = d_i$ , with  $\sum_i d_i = d$ . To accomplish the repair, the helper nodes provide information which is communicated to  $f$  over the edges in  $E_{f,D}$ . The overall repair bandwidth for the repair of  $f$  is the total amount of transmitted data across all edges.

Note that there can be multiple possible choices of  $G_{f,D}$  and  $T_{f,D}$  and the communication complexity of repair depends on this choice. The analysis can be made more concrete if we assume that  $G$  satisfies certain regularity assumptions.



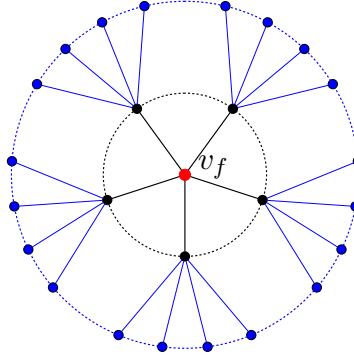


Fig. 2: Node repair on a graph: The failed node  $v_f$  and the set  $D$  of helper nodes, forming the repair tree  $T_{f,D}$ .

*Example III.1.* As an example, suppose  $G(V, E)$  is a connected  $t$ -regular graph. One way to guarantee the existence of a convenient repair tree is to consider graphs with girth  $g$ , in which case a ball of radius  $\lfloor g/2 \rfloor - 1$  around any vertex is a tree with  $t$  immediate neighbors of the center and  $t(t-1)^{i-1}$  vertices in layer  $i$ . A line of work starting with Margulis's paper [20] yielded constructions of such graph families with  $g \geq C(n, t) \log_{t-1} n$ , where  $n$  is the number of vertices and  $C(n, t)$  is a constant. We give concrete examples of repair on these graphs below.

### C. IP repair for linear regenerating codes

In this section we present a general framework for IP repair for any linear GRC, establishing the following result. The *repair tree* of the failed node  $f$  is a spanning tree of  $G_{f,D}$  with the root at  $f$ .

**Theorem III.4.** (a) (Existence of IP repair procedure) *Suppose that we are given an  $F$ -linear regenerating code, a failed node  $f$ , and a helper node  $h$  that is on a path from a subset  $B \subset D$  to  $f$  in the repair tree  $T_{f,D}$ . There exists an  $F$ -linear map that enables one to combine the information from the nodes in  $B \cup \{h\}$ , resulting in an  $l$ -dimensional vector sent to  $f$  to complete the repair.*

(b) (Optimality of the stacking construction) *The IP repair procedure for codes of Construction II.1 meets the lower bound (9) with equality.*

*Proof.* (a) Fix the permutation  $\tau : D \rightarrow [d]$ . Referring to the notation of the previous section, our task is to recover the contents of  $W_f$  by downloading  $\beta_{\tau(h)}$  symbols from the helper node  $h$ . Denote by  $S_{h,f}^\tau \in F^{\beta_{\tau(h)}}$  the symbols of  $F$  provided by  $h$  for repair, and suppose that  $S_{h,f}^\tau = \mathcal{G}_{h,f}^\tau(W_h)$ , where  $\mathcal{G}_{h,f}^\tau : F^l \rightarrow F^{\beta_{\tau(h)}}$  is an  $F$ -linear map determined by the code. By the definition of the repair property, we know that if the symbols  $S_{h,f}^\tau$  are available to  $f$  (say, if  $G$  is a complete graph) then there exists an  $F$ -linear map  $\mathcal{F}_{f,D}^\tau : F^{\sum_{j=1}^d \beta_j} \rightarrow F^l$  such that

$$W_f = \mathcal{F}_{f,D}^\tau(\mathcal{G}_{h_1,f}^\tau(W_{h_1}), \mathcal{G}_{h_2,f}^\tau(W_{h_2}), \dots, \mathcal{G}_{h_d,f}^\tau(W_{h_d})).$$

For notational simplicity, from now on we suppress the dependence of the maps and the random variables on the permutation  $\tau$ . The above equation implies that there exists a matrix  $U_{f,D} \in F^{l \times \sum_{j=1}^d \beta_j}$  such that

$$W_f = U_{f,D} \cdot [(S_{h_1,f})^\top \mid (S_{h_2,f})^\top \mid \dots \mid (S_{h_d,f})^\top]^\top. \quad (11)$$

Writing the matrix  $U_{f,D}$  in block form as  $[U_{h_1,f} \ U_{h_2,f} \ \dots \ U_{h_d,f}]$ , we can rewrite (11) as

$$W_f = \sum_{h \in D} U_{h,f} S_{h,f} \quad (12)$$

where  $U_{h,f} \in F^{l \times \beta_{\tau(h)}}$  and  $S_{h,f} \in F^{\beta_{\tau(h)}}$ . Thus, there exist linear maps  $I_{h,f} : F^{\beta_{\tau(h)}} \xrightarrow{U_{h,f}} F^l, h \in D$ . Since the matrices  $U_{h,f}$  do not depend on the codeword, the value  $U_{h,f}S_{h,f}$  can be computed at any part of the network by any node with access to  $S_{h,f}$ . This shows that any set of helper nodes  $A \subseteq D$ , instead of sending  $\{S_{h,f} : h \in A\}$ , which requires  $\sum_{h \in A} \beta_{\tau(h)}$  transmissions, can pass along  $\sum_{h \in A} U_{h,f}S_{h,f}$ , which requires  $l$  transmissions. Starting from the leaf nodes in  $G_{f,D}$ , the data is moved toward  $f$ , and as the set  $A$  of the already involved helpers increases in size, switching to the latter mode involves savings in the repair bandwidth.

(b) Observe that codes of Construction II.1 are formed of  $F$ -linear MSR codes, so they are themselves  $F$ -linear, and therefore support IP repair. Clearly, they also minimize the amount of data sent by any subset of  $d - k + 1$  nodes at the MSR point.

For a given  $j$  and a code  $\mathcal{C}_j$  it is possible to perform IP repair. Specifically, any subset of at least  $d - j - k + 2$  nodes can perform intermediate processing for  $\mathcal{C}_j$  to compress their repair data to  $l_j$  symbols of  $F$ . Therefore overall, the subset of nodes of size  $d - k + 1$  or more can perform IP repair, compressing their data to  $\sum_{j \in S} l_j = l$  symbols.  $\square$

In Sec. V we give an example of implementing this procedure for two related families of regenerating codes. More examples of this kind are given in [21], [23].

#### D. Repair bandwidth gains with nonuniform download

The repair procedure for MSR codes that optimizes the overall communication complexity of repair with uniform download was presented in [22]. It involves transporting the helper data towards the failed node, i.e., the root of the tree, along the edges of the tree, whereby nodes having more than  $d - k + 1$  children process the information and send  $l$  symbols relying on the IP technique. Let  $J$  be the set of nodes in  $T_{f,D}$  with at least  $d - k + 1$  children and let  $J_i = \Gamma_i(f) \cap J$  be the set of nodes in  $J$  at distance  $i$  from the root. For an  $i \notin J$ , let  $\mathcal{P}(i)$  denote the nearest parent of node  $i$  in  $J$ , and if no such parent exists, then let  $\mathcal{P}(i) = f$ .

Clearly, the set  $J$  does not change when we switch from the uniform download model to the nonuniform one and vice versa. Furthermore, every node in  $J$  keeps transmitting  $l$  symbols by relying on the IP procedure. Indeed, if a node has  $d - k + 1$  or more children in the tree, they jointly must transmit at least  $l$  symbols for repair because of the bound (9), irrespective of whether the  $\beta_i$ 's are equal or different.

Assume now that nodes in layer  $i$  each contribute  $\beta_i$  symbols for repair with  $\beta_1 \geq \beta_2 \geq \dots \geq \beta_t$ . This can be accomplished by using an  $[n, k, d, l, \mathcal{B}, M]$  MSR code from Construction II.1 with the set  $\mathcal{B}$  formed of  $\beta_i$ 's, each appearing  $d_i$  times, for all  $i \in [t]$ . Let  $\delta_i = \beta - \beta_i$  where  $\beta = \frac{l}{d-k+1}$  is the uniform download value at the MSR point for the same per-node storage  $l$ . Furthermore, let

$$t' := \max \left( s \in [t] : \sum_{i=s}^t d_i \geq d - k + 1 \right).$$

It can be checked that the vector  $\mu$  of Construction II.1 in this case is given by

$$\mu = e_1 + \sum_{i=t'}^t e_{x_i},$$

where  $x_i = \sum_{j=i}^t d_j + 1$  and  $e_x \in \{0, 1\}^{d-k+1}$  is a vector with a single 1 in position  $x$ .

We denote by  $\Lambda(T_{f,D})$  the total communication complexity of repairing node  $f$  using the repair tree  $T_{f,D}$ . Additionally, we use superscripts IP and AF for repair with the IP and AF schemes, and subscripts U and NU for uniform and nonuniform download. For instance,  $\Lambda_{\text{U}}^{\text{IP}}$  refers to the communication complexity of repair with IP and uniform download.

The next theorem states conditions under which the nonuniform download model attains bandwidth gains over the uniform one.

**Theorem III.5.** For a fixed  $\mathcal{B} = \{\beta_i\}$  and  $\tau : D \rightarrow [d]$ , suppose that a codeword of an  $[n, k, d, l, \mathcal{B}, M]$  GRC at the MSR point is encoded on the vertices of a graph  $G$ . There exists an explicit scheme that has the following communication complexity of repair for the node  $f$  with repair tree  $T_{f,D}$ :

$$\Lambda_{\text{NU}}^{\text{IP}}(T_{f,D}) = \sum_{i \in J \setminus \{f\}} l + \sum_{i=1}^t \sum_{j \in \Gamma_i \setminus J_i} \rho(j, \mathcal{P}(j)) \beta_i. \quad (13)$$

Furthermore, the nonuniform contribution model attains savings over the uniform one whenever

$$\sum_{i=1}^t \sum_{j \in \Gamma_i \setminus J_i} \rho(j, \mathcal{P}(j)) \delta_i > 0 \quad (14)$$

subject to

$$\sum_{i=t}^{t'+1} d_i \delta_i + \left( d - k + 1 - \sum_{i=t}^{t'+1} d_i \right) \delta_{t'} = 0. \quad (15)$$

*Proof.* By Theorem III.4(a), every node in  $J$  may transmit only  $l$  symbols. Expression (13) is obtained simply by accounting for the number of symbols transmitted by each node. The condition in Eq. (14) is obtained by comparing the expressions for uniform and nonuniform download. To obtain (15), recall our notation  $\Delta_{d-k+1}$  defined before Theorem II.1. For the graph case considered, it has the following form:

$$\Delta_{d-k+1} = \sum_{i=t'+1}^t d_i \beta_i + \left( d - k + 1 - \sum_{i=t'+1}^t d_i \right) \beta_{t'} = l,$$

where the last equality follows from Theorem II.1. Rewriting this using the  $\delta_i$ 's, we obtain Eq. (15).  $\square$

*Remark 2.* Note that the set  $J$  may not include all the nodes capable of performing IP. Indeed, for a choice of  $\mathcal{B} = \{\beta_i\}$ , any node in the repair tree that accumulates the repair data of a set  $A$  such that  $\sum_{i \in A} \beta_i \geq l$  can gainfully perform IP. Hence, the minimum communication complexity of repair can potentially be even lower than Eq. (13).

Ways of applying Theorem III.5 depend on the structure of the specific graph family. One such example is given next.

*Example III.2.* Consider the  $t$ -regular Cayley graphs mentioned in Example III.1. Suppose that the repair tree  $T_{f,D}$  is formed of  $a$  layers, where  $a < g/2$ , then

$$d_i = t(t-1)^{i-1}, i \leq a-1 \text{ and } d_a = d - \sum_{i=1}^{a-1} t(t-1)^{i-1}.$$

Suppose further that  $d_a + d_{a-1} \geq d - k + 1$ . To simplify the analysis, we are not including IP since it is somewhat independent of the current discussion and can be easily incorporated into it. The overall repair bandwidth for a uniform contribution repair scheme for an  $[n, k, d, l, \beta = \frac{l}{d-k+1}, M]$  MSR code is  $\Lambda_{\text{U}}^{\text{AF}}(T_{f,D}) = \beta \sum_{i=1}^a i d_i$ . Now let us switch to the nonuniform scheme with helper nodes in layer  $i$  contributing  $\beta_i$  symbols each, with  $\beta_i$ 's nonincreasing. From (15), we have that  $d_a \delta_a + (d - k + 1 - d_a) \delta_{a-1} = 0$ , with  $\delta_i = \beta - \beta_i$ , and the repair bandwidth under this scheme is  $\Lambda_{\text{NU}}^{\text{AF}}(T_{f,D}) = \sum_{i=1}^a i d_i \beta_i$ . Note that if  $\delta_a > 0$  then  $\delta_{a-1} < 0$  and  $\delta_i \leq \delta_{a-1}$  for all  $i \leq a-2$ , so we let  $\delta_i = -\frac{d_a}{d-k+1-d_a} \delta_a$  for all  $i \leq a-1$  and observe that the savings in the nonuniform setting are

$$\begin{aligned} \Lambda_{\text{U}}^{\text{AF}}(T_{f,D}) - \Lambda_{\text{NU}}^{\text{AF}}(T_{f,D}) &= \sum_{i=1}^a i d_i \delta_i \\ &= \frac{d_a \delta_a}{d - k + 1 - d_a} \left( \sum_{i=1}^{a-1} (a-i) d_i - a(k-1) \right). \end{aligned} \quad (16)$$

In summary, using the nonuniform scheme results in savings whenever the expression in the parentheses is positive, which is possible for small  $k$ .

We end this section with a remark on the generalization of some of the results. Using other interior point exact-repair code families as component codes in the stacking construction of Section II-B, one can get non-MSR GRCs. Existence of IP repair for such codes still follows from Part (a) of Theorem III.4, however, optimality, i.e., Part (b) of Theorem III.4 might not hold anymore. Conditions for the advantage of the nonuniform download scheme over the uniform one for such interior point GRCs can be stated similarly to Theorem III.5.

#### IV. OPTIMIZING THE HELPER DATA AND THE REPAIR DEGREE

In the analysis up until now, we have focused on the problem of repair on graphs with a fixed repair degree  $d$ . We showed that the framework of GRCs along with the IP technique give nontrivial ways to minimize the overall communication complexity of node repair in the graph constrained setting by lowering the contribution of the farthest away nodes at the expense of increasing the contributions from the nearer nodes. This gives rise to the question of the limits of this exchange. In the limiting case, one might stop accessing data from the farthest nodes altogether, effectively *decreasing* the repair degree  $d$  of the repair process. Indeed, the repair degree need not be a fixed parameter and may be dynamically adjusted if necessary. Universal constructions of regenerating codes proposed in [37], [17] support the option of such dynamical adjustment.

At the same time, the original work on regenerating codes [8] showed that (in the fully connected setting), the repair bandwidth is a decreasing function of the repair degree. This implies that *increasing* the repair degree reduces the communication complexity. Based on these contrasting observations, a natural question to ask is what is the optimal choice of the repair degree under the communication constraints described by a graph.

In this section we find the minimum repair bandwidth obtained by optimizing the repair degree and the download amounts with GRCs introduced in Construction II.1 above. We also show that under the AF repair scheme (i.e., with no intermediate processing), for certain parameter regimes, the overall repair bandwidth decreases as more and more helper nodes are involved and hence the optimal choice of  $d$  is  $n - 1$ . This result is established for both deterministic and random graphs.

*Example IV.1.* To motivate the discussion, let us return to Example III.2, showing that the idea of adjusting the repair degree naturally arises from GRCs. We will show that the maximum savings can be attained by adjusting the repair degree and switching to the uniform assignment. Expression (16) implies that, as we increase  $\delta_a = \beta - \beta_a$  above, the advantage of the nonuniform assignment  $\Lambda_U^{\text{AF}}(T_{f,D}) - \Lambda_{\text{NU}}^{\text{AF}}(T_{f,D})$  increases, attaining the maximum when  $\delta_a = \beta$  or  $\beta_a = 0$ . At this point,

$$\begin{aligned} \beta_i &= \beta - \delta_{a-1} = \beta + \frac{d_a \delta_a}{d - k + 1 - d_a} \\ &= \frac{l}{d - d_a - k + 1} = \frac{l}{d' - k + 1}, 1 \leq i \leq a - 1, \end{aligned}$$

where  $d' = d - d_a$  is the new repair degree upon discarding the nodes in layer  $a$ . Note also that every helper node in layers  $a - 1$  and below contributes equally. In summary, the maximum savings are obtained with a uniform assignment, but with a smaller repair degree.

In the remainder of this section we address the question of the optimal choice of the repair degree using the already established framework of GRCs with IP. First, note that for a fixed repair tree, finding the minimum bandwidth can be formulated as a linear programming (LP) problem. It was shown in [16] that such a problem for GRCs always has an optimal solution that supports uniform contribution from a possibly smaller set of helper nodes. Leveraging this result, we incorporate the IP repair technique into

the optimization, which becomes feasible because we need to consider only the uniform contribution schemes.

To form the optimization problem, without loss of generality, we start with  $D = [n - 1]$  and assume that node  $i \in D$  contributes  $\beta_i \geq 0$  symbols for the repair of  $f$ , where  $\beta_i = 0$  accounts for the variation of the repair degree. By Theorem II.1, we have that  $l = \Delta_{n-k}(\mathcal{B})$ , which imposes constraints on our choice of  $\beta_i$ 's. Recalling Theorem III.5, given a specific choice of the repair tree  $T_{f,D}$ , our goal is to minimize

$$\Lambda_{\text{NU}}^{\text{IP}}(T_{f,D}) = \sum_{i \in J \setminus \{f\}} l + \sum_{j=1}^t \sum_{i \in \Gamma_j \setminus J_j} \rho(i, \mathcal{P}(i)) \beta_i \quad (17)$$

over the choices of  $\mathcal{B} = \{\beta_i\}_{i \in D}$  such that  $\Delta_{n-k}(\mathcal{B}) \geq l$  and  $0 \leq \beta_i \leq l$  for all  $i \in D$ . Note that letting some  $\beta_i$ 's to be 0 does not change the set  $J$ , since due to the constraint  $l \leq \Delta_{n-k}(\mathcal{B})$ , each node in  $J$  can still perform IP<sup>1</sup>. Since the first term on the right in (17) depends only on the set  $J$ , the minimization is restricted only to the second term. Setting the weights in the linear program to  $b_i = \rho(i, \mathcal{P}(i))$ , we obtain the following linear program:

$$\begin{aligned} & \min_{\{\beta_i\}} \sum_{i \in D \setminus J} b_i \beta_i \\ & \text{subject to } \sum_{i \in A} \beta_i \geq l, \quad \forall A \subseteq D, |A| = n - k \\ & \quad 0 \leq \beta_i \leq l, \quad i \in D. \end{aligned} \quad (18)$$

Below we assume that the costs  $b_i$ 's are in nonincreasing order relative to  $i$ , which is always possible by relabeling the nodes in  $D$ . This LP problem has been studied in [16] where the authors claimed that the optimal solution takes the form given in the next theorem. The proof does not seem to appear in the published literature, so we have included it in the Appendix.

**Theorem IV.1.** ([16], Theorem 1) *There exists an optimal solution of the above LP such that*

$$\beta_i^* = \begin{cases} 0 & 1 \leq i \leq n - d - 1 \\ \frac{l}{d-k+1} & n - d \leq i \leq n - 1 \end{cases} \quad (19)$$

for some  $d$  in the range  $k \leq d \leq n - 1$ .

This implies that among the uniform download schemes, there exists an assignment of  $\beta_i$ 's that minimizes the repair bandwidth. Let  $\mathcal{T}_f$  denote the set of all spanning trees of  $G$  rooted at  $f$ . Any rooted spanning tree  $T_{f,D}$  with  $D \subset [n] \setminus \{f\}$  is a subtree of some element  $T_f \in \mathcal{T}_f$ . Let  $\sigma(v)$  be the number of descendants of  $v \in D$  in the tree  $T_{f,D}$ . Then the minimum repair bandwidth is given as follows:

**Corollary IV.2.** *Using the stacking construction of codes and the repair (transmission) scheme found in Theorem III.5, the minimum total communication complexity of repairing the failed node  $f$  is*

$$\min_{T_f \in \mathcal{T}_f} \min_{\substack{T_{f,D} \subseteq T_f \\ D: k \leq |D| \leq n-1}} \Lambda_U^{\text{IP}}(T_{f,D})$$

where

$$\Lambda_U^{\text{IP}}(T_{f,D}) = \sum_{h \in D} \min\{\sigma(h) + 1, (d - k + 1)\} \frac{l}{(d - k + 1)}.$$

This implies that for every failed node, there exists at least one *optimal* repair tree and a corresponding *optimal* set of helpers such that the uniform contribution from them, combined with IP, gives the minimum

<sup>1</sup>This observation shows that the savings from IP do not depend on the chosen value of the repair degree.

complexity of repair across all GRC-IP schemes. Furthermore, this optimal choice of helpers can be found in time polynomial in the number of vertices.

### A. Optimizing the repair degree

Sometimes using IP repair may be too complicated for the storage system. In this case the nodes rely only on the AF strategy and do not perform intermediate processing. This assumption enables us to further simplify the minimization in Cor. IV.2, as shown below. In the following analysis, we will use the notation

$$\Gamma_j^G(f) = \{v \in V : \rho(v, f) = j\}, \quad N_i^G(f) = \cup_{j=1}^i \Gamma_j^G(f),$$

to denote spheres and balls around  $f$  in the graph  $G$ , with the superscript denoting the difference with the notation used in Section III-B.

1) DETERMINISTIC GRAPHS: With the above assumption, the repair bandwidth does not depend on the choice of the repair tree, and the weights in the linear program are simply the distances to the failed node. We obtain the following LP problem:

$$\begin{aligned} & \min_{\beta_1, \dots, \beta_{n-1}} \sum_{i \neq f} \rho(i, f) \beta_i \\ & \text{subject to } \sum_{i \in A} \beta_i \geq l, \quad \forall A \subseteq \{1, \dots, n-1\}, |A| = n-k \\ & \quad \quad \quad 0 \leq \beta_i \leq l, \quad i \in \{1, \dots, n-1\}. \end{aligned} \quad (20)$$

By Theorem IV.1, for some repair degree  $d_{\text{AF}}^*$  there exists an optimal solution with uniform node contributions. For a given  $d \in \{k, k+1, \dots, n-1\}$ , define

$$\Lambda_{\text{U}}^{\text{AF}}(d) = \sum_{i=1}^t i d_i \frac{l}{d-k+1},$$

where  $t$  is such that  $|N_t^G(f)| \geq d > |N_{t-1}^G(f)|$ , and  $d_i = |\Gamma_i^G(f)|$  for  $1 \leq i \leq t-1$ ,  $d_t = d - |N_{t-1}^G(f)|$ . Then, the optimal repair degree is given by

$$d_{\text{AF}}^* = \arg \min_{d \in \{k, k+1, \dots, n-1\}} \Lambda_{\text{U}}^{\text{AF}}(d).$$

As mentioned before, for complete graphs, the quantity  $\Lambda_{\text{U}}^{\text{AF}}(d)$  is a decreasing function of the repair degree and so  $d_{\text{AF}}^* = n-1$ . We will show that this is also true in general for arbitrary graphs provided that the code rate is large enough. As the first step, we prove that involving more than  $k$  nearest nodes in the repair process entails saving of the repair bandwidth.

**Proposition IV.3.** *For a repair graph, if  $k \in \Gamma_a^G(f)$ , then*

$$\Lambda_{\text{U}}^{\text{AF}}(k) \geq \Lambda_{\text{U}}^{\text{AF}}(|N_a^G(f)|).$$

*Proof.* If  $k = |N_a^G(f)|$ , then the claim is trivially true, so assume that  $|N_a^G(f)| \geq k+1$ . Let  $p = k - |N_{a-1}^G(f)|$ . For  $d \in \{k, k+1, \dots, |N_a^G(f)|\}$ , we have

$$\Lambda_{\text{U}}^{\text{AF}}(d) = \sum_{i=1}^a i d_i \frac{l}{d-k+1}.$$

For any  $m \in \{1, 2, \dots, |N_a^G(f)| - k\}$ ,

$$\Lambda_{\text{U}}^{\text{AF}}(k) - \Lambda_{\text{U}}^{\text{AF}}(k+m) = \sum_{i=1}^{a-1} i d_i l \left(1 - \frac{1}{1+m}\right) + a l \left(p - \frac{p+m}{1+m}\right) > 0$$

for  $p, m \geq 1$ . □

This claim can be further specified if the underlying graph is regular. We will show that for codes of sufficiently high rate, the repair bandwidth decreases with the increase of the repair degree.

**Theorem IV.4.** *Consider repair on a  $t$ -regular graph. Let  $m = \max_{h \in V \setminus \{f\}} \rho(f, h)$  be the maximum height of the repair tree. If*

$$k > 1 + \max_{1 \leq a \leq m} \sum_{i=1}^{a-1} t(t-1)^{i-1} (1 - i/a),$$

then  $d_{AF}^* = n - 1$ .

*Proof.* Proposition IV.3 implies that  $\Lambda_U^{AF}(d)$  becomes smaller as  $d$  is increased from  $k$  in the corresponding layer. We first show that if  $d = \sum_{i=1}^{a-1} t(t-1)^{i-1}$  for some  $a$ , then  $\Lambda_U^{AF}(d) \geq \Lambda_U^{AF}(d+1)$ , that is involving one extra node from the  $(a+1)$ -th layer does not increase the overall bandwidth. Let

$$K(a) = \sum_{i=1}^{a-1} it(t-1)^{i-1}, \quad C(a) = \sum_{i=1}^{a-1} t(t-1)^{i-1} + 1.$$

Indeed,

$$\begin{aligned} \Lambda_U^{AF}(d) - \Lambda_U^{AF}(d+1) &= \sum_{i=1}^{a-1} it(t-1)^{i-1} \frac{l}{d-k+1} - \left( \sum_{i=1}^{a-1} it(t-1)^{i-1} + a \right) \frac{l}{d-k+2} \\ &= \frac{K(a)l}{C(a)-k} - \frac{(K(a)+a)l}{C(a)-k+1} \\ &= \frac{K(a)l}{(C(a)-k)(C(a)-k+1)} - \frac{al}{C(a)-k+1} \end{aligned}$$

which is nonnegative whenever  $(C(a)-k)a \leq K(a)$  or  $k \geq C(a) - \frac{K(a)}{a}$ . Now we show that, as we keep involving more nodes in this  $a$ -th layer, the overall bandwidth can only further decrease. For some  $x \in \{1, \dots, t(t-1)^{a-1}\}$ , let  $d = \sum_{i=1}^{a-1} t(t-1)^{i-1} + x$ . Then

$$\begin{aligned} \Lambda_U^{AF}(d) &= \left( \sum_{i=1}^{a-1} it(t-1)^{i-1} + ax \right) \frac{l}{d-k+1} \\ &= \frac{l(K(a) + ax)}{C(a) - k + x}. \end{aligned}$$

The function  $f(x) = \frac{K(a)+ax}{C(a)-k+x}$  is a continuous function of  $x$  in the interval  $[1, t(t-1)^{a-1}]$  and is decreasing on  $x$  whenever  $(C(a)-k)a < K(a)$  or equivalently  $k > C(a) - \frac{K(a)}{a}$ . Hence the values  $\{\Lambda_U^{AF}(d)\}$  at the points  $d \in \{C(a), C(a)+1, \dots, C(a+1)-1\}$  form a decreasing sequence. The result now follows since this analysis applies to all  $a \in \{1, \dots, m\}$ . □

*Example IV.2.* For the sake of example, suppose that the network is given by the Petersen graph, a cubic graph on  $n = 10$  vertices with 15 edges. Suppose that a code of length 10 is used to support node repair. The diameter of the graph is 2, so the height of the complete repair tree is  $m = 2$ . By Theorem IV.4, if the parameter  $k$  of the code is 3 or more, then  $d_{AF}^* = 9$ .

*Example IV.3.* Let  $i$  be an integer satisfying  $i^2 \equiv -1 \pmod{29}$ , e.g.,  $i = 12$ . By the LPS construction [19], the Cayley graph of the group  $\text{PSL}(2, 29)$  with generating set

$$\left[ \begin{array}{cc} 1 & 2 \\ -2 & 1 \end{array} \right], \left[ \begin{array}{cc} 1 & -2 \\ 2 & 1 \end{array} \right], \left[ \begin{array}{cc} 1+2i & 0 \\ 0 & 1-2i \end{array} \right], \left[ \begin{array}{cc} 1-2i & 0 \\ 0 & 1+2i \end{array} \right], \left[ \begin{array}{cc} 1 & 2i \\ -2i & 1 \end{array} \right], \left[ \begin{array}{cc} 1 & -2i \\ 2i & 1 \end{array} \right]$$

is a 6-regular graph with  $n = 12180$  vertices and girth 10. Considering repair on this graph, we see that by Theorem IV.4, if  $k \geq 5000$  then  $d_{AF}^* = n - 1$ .

Theorem IV.4 can be generalized for arbitrary graphs as follows.

**Theorem IV.5.** *For any node  $f$  in the graph  $G = (V, E)$ , let  $m_f = \max_{h \in V \setminus \{f\}} \rho(f, h)$ . For  $a \in \{1, \dots, m_f\}$ , let  $K(a) = \sum_{i=1}^{a-1} i |\Gamma_i^G(f)|$ ,  $C(a) = |N_{a-1}^G(f)| + 1$ . If  $k > \max_{1 \leq a \leq m_f} (C(a) - \frac{K(a)}{a})$ , then for the repair of node  $f$ ,  $d_{AF}^* = n - 1$ .*

The proof is very similar to the proof of Theorem IV.4, and is therefore omitted.

2) RANDOM GRAPHS: In this section, we consider the case when the underlying graph  $G(V, E)$  is sampled uniformly from the Erdős-Rényi ensemble of graphs  $\mathcal{G}_{n,p}$  with  $p \in (0, 1)$ . Denote a random element from the ensemble by  $\mathbb{G}_{n,p}$  and the spheres and balls around a node  $f$  accordingly by  $\Gamma_i^{\mathbb{G}}(f)$  and  $N_i^{\mathbb{G}}(f)$ . For a fixed value of  $d$ , the repair problem was considered and analyzed in [22], where we established the parameter regimes for which IP repair is beneficial to the AF repair. Following that work, here we assume that  $p \gg \frac{\log n}{n}$ , which ensures that  $\mathbb{G}_{n,p}$  is connected w.h.p., and that  $k = \Theta(n)$  for the code rate to be asymptotically positive. We say that  $t$ -layer repair of the failed node  $f$  is possible if

$$\mathbb{P}(|N_t^{\mathbb{G}}(f)| \geq d) \rightarrow 1 \text{ as } n \rightarrow \infty.$$

and call the minimum  $t$  for which this holds the *threshold depth* for repair. We have

$$\Lambda_U^{\text{AF}}(d) = \frac{l(td - |N_{t-1}^{\mathbb{G}}(f)|)}{d - k + 1}.$$

We will use the following two results regarding the random Erdős-Rényi graphs (below  $\mathbb{P} = \mathbb{P}_{\mathcal{G}_{n,p}}$ ).

**Lemma IV.6** ([4], p. 50; [10], Sec.7.1). *(i) If  $p^2 n - 2 \log n \rightarrow \infty$ , and  $n^2(1-p) \rightarrow \infty$ , then*

$$\mathbb{P}(\text{diam}(\mathbb{G}_{n,p}) = 2) \rightarrow 1.$$

*(ii) Suppose that the functions  $t = t(n) \geq 3$  and  $0 < p = p(n) < 1$  satisfy*

$$\begin{aligned} (\log n)/t - 3 \log \log n &\rightarrow \infty, & p^t n^{t-1} - 2 \log n &\rightarrow \infty, \\ p^{t-1} n^{t-2} - 2 \log n &\rightarrow -\infty, \end{aligned}$$

*then  $\mathbb{P}(\text{diam}(\mathbb{G}_{n,p}) = t) \rightarrow 1$ .*

**Lemma IV.7** ([7], Lemma 3). *Suppose that  $p \geq \frac{\log n}{n}$ . For any  $\epsilon > 0$  and all  $i = 1, \dots, \lfloor \log n \rfloor$*

$$\begin{aligned} \mathbb{P}(|\Gamma_i^{\mathbb{G}}(x)| \leq (1 + \epsilon)(np)^i) &\geq 1 - 1/\log^2 n \\ \mathbb{P}(|N_i^{\mathbb{G}}(x)| \leq (1 + 2\epsilon)(np)^i) &\geq 1 - 1/\log^2 n. \end{aligned}$$

We now state the result for the optimal repair degree.

**Theorem IV.8.** *If  $(np)^{t-1} = o(n)$ ,  $\frac{(np)^t}{n} - 2 \log n \rightarrow \infty$  and  $k = \Theta(n)$ , then*

$$\mathbb{P}(d_{AF}^* = n - 1) \rightarrow 1.$$

*Proof.* Define the two events  $E = \{|N_{t-1}^{\mathbb{G}}(f)| < k\}$  and  $F = \{|N_t^{\mathbb{G}}(f)| = n - 1\}$ . Since,  $(np)^{t-1} = o(n)$  and  $k = \Theta(n)$ , by Lemma IV.7,

$$\mathbb{P}(E) \geq \mathbb{P}(|N_{t-1}^{\mathbb{G}}(f)| \leq (1 + 2\epsilon)(np)^{t-1}) \rightarrow 1$$

and by Lemma IV.6,

$$\mathbb{P}(F) = \mathbb{P}(|N_t^{\mathbb{G}}(f)| = n - 1) = \mathbb{P}(\text{diam}(\mathbb{G}_{n,p}) = t) \rightarrow 1$$



and so  $\mathbb{P}(E \cap F) \geq \mathbb{P}(E) + \mathbb{P}(F) - 1 \rightarrow 1$ . For any element under the event  $E \cap F$ , by definition the  $k$ -th nearest node from the root  $f$  is at distance  $t$  from it, and the remaining  $n - k - 1$  nodes are also at distance  $t$  from  $f$ . Hence, by using Proposition IV.3,  $\Lambda_U^{\text{AF}}(d)$  is a nonincreasing function of  $d$  for  $d \in \{k, k+1, \dots, n-1\}$ .  $\square$

As a final remark, note that for codes of sufficiently high rate, the repair degree  $d_{\text{AF}}^* = n - 1$ . It is not difficult to show that this conclusion is also true for  $d_{\text{IP}}^*$  as the set  $J$  does not change with the change of the repair degree. This is formally justified by an appropriate modification of the proof of Theorem IV.4.

## V. INTERMEDIATE PROCESSING FOR EVALUATION CODES

For the optimal choice, all participating helpers contribute equally and the IP technique is simply that of a regular MSR codes. Furthermore, Theorem III.4 shows that the IP technique in the nonuniform download setting for the codes in Construction II.1 relies on the IP technique of its component codes, which are regular MSR codes. Therefore, in this section we consider IP repair for  $F$ -linear MSR codes, showing that repair complexity with IP repair can be lower than relying on the AF strategy. We focus essentially on one family of MSR codes, the product-matrix codes of [27] and its generalization in [9]. Other examples implementing IP repair are given in [23].

### A. Product-matrix (PM) codes

As our first goal, we rewrite the IP repair of PM codes originally introduced in Part I, Sec.II.A to fit the evaluation code paradigm. We begin with a brief introduction to the original description of the PM framework. PM codes, constructed in [27], form a family of MSR codes with parameters  $[n, k, d = 2(k-1), l = k-1, \beta = 1, M = k(k-1)]$ . The data file  $\mathcal{F}$  consists of  $M$  uniformly chosen symbols from a finite field  $F$ . These symbols are organized to form two symmetric matrices  $S_1, S_2$  of order  $k-1$ , each consisting of  $\binom{k}{2}$  independent symbols and hence accounting for a total of  $M$  symbols. The encoding matrix  $\Psi$  is taken to be an  $n \times d$  matrix such that  $\Psi = [\Phi | \Lambda \Phi]$  where  $\Phi$  is a  $n \times (k-1)$  Vandermonde matrix with rows of the form  $\phi_i = (1, x_i, x_i^2, \dots, x_i^{k-1}), i = 1, \dots, n$  and  $\Lambda = \text{Diag}(x_1^l, x_2^l, \dots, x_n^l)$  is a diagonal matrix where  $x_1, \dots, x_n$  are distinct nonzero elements of  $F$ . The encoded message is defined as  $C = \Psi(S_1 | S_2)^\top$  and the  $l$  symbols of row  $i$  of  $C$  are stored in node  $i$ . Thus the  $i$ th node stores the  $l$ -vector  $\phi_i S_1 + \lambda_i \phi_i S_2$ .

The node repair process goes as follows: assuming that node  $f \in [n]$  has failed, and the helper nodes are  $D \subseteq [n] \setminus \{f\}, |D| = d$ , helper node  $i \in D$  sends the symbol of  $F$  found as  $(\phi_i S_1 + \lambda_i \phi_i S_2) \phi_f^\top$ . Since the submatrix  $\Psi_D$  formed of the rows of  $\Psi$  indexed by  $D$  is invertible, node  $f$  can calculate  $S_1 \phi_f^\top$  and  $S_2 \phi_f^\top$  from which it can compute its contents as  $\phi_f S_1 + \lambda_f \phi_f S_2$ .

To phrase this differently, let  $s_1(y, z)$  and  $s_2(y, z)$  be two symmetric polynomials over  $F$  of degree at most  $k-2$  in each of the two variables (this means, for instance, that  $s_1(y, z) = s_1(z, y)$ ). Because of the symmetry, the total number of independent coefficients is  $M$ , so  $s_1, s_2$  can be used to represent  $\mathcal{F}$ . Letting  $x_1, \dots, x_n$  be distinct points of  $F$ , we let node  $i$  store the  $l$  coefficients of the polynomial  $g^{(i)}(z) = s_1(x_i, z) + x_i^{k-1} s_2(x_i, z)$  for all  $i \in [n]$ .

Using this description of the codes, the IP repair process of Part I can be phrased as follows. Let  $f \in [n]$  be the failed node, let  $D$  be the set of  $d$  helpers, and let  $A$  be a set of helper nodes of size at least  $d - k + 1 = k - 1$ . For  $h \in D$  define the polynomial

$$l^{(h)}(z) = \sum_{j=0}^{d-1} l_j^h z^j := \prod_{\substack{i \in D \\ i \neq h}} \frac{z - a_i}{a_h - a_i} \quad (21)$$

of degree at most  $d - 1$ . Then the set  $A$  transmits the  $l$ -dimensional vector

$$\xi(f, A) := \sum_{h \in A} g^{(h)}(a_f) \begin{bmatrix} l_0^h + a_f^{k-1} l_{k-1}^h \\ l_1^h + a_f^{k-1} l_k^h \\ \vdots \\ l_{k-2}^h + a_f^{k-1} l_{2k-3}^h \end{bmatrix}. \quad (22)$$

We show that (i), the failed node can recover its value based on the vector  $\xi(f, D)$ , and (ii), the intermediate nodes can save on the repair bandwidth by processing the received information. To show (i) we prove

**Lemma V.1.** *The content of the failed node  $f$  coincides with the vector  $\xi(f, D)$ , i.e.,*

$$g^{(f)}(z) = \sum_{i=0}^{l-1} (\xi(f, D))_i z^i.$$

*Proof.* Consider the polynomial  $H(z) = s_1(a_f, z) + z^{k-1} s_2(a_f, z)$  and note that  $\deg(H) \leq 2k-3 = d-1$ . Thus if we write  $H(z) = \sum_{j=0}^{d-1} g_j z^j$ , then the polynomial  $g^{(f)}$  defined above can be written as

$$g^{(f)}(z) = \sum_{j=0}^{k-2} (g_j + a_f^{k-1} g_{k-1+j}) z^j.$$

Rephrasing, the contents of the node  $f$  is

$$(g_0 + a_f^{k-1} g_{k-1}, g_1 + a_f^{k-1} g_k, \dots, g_{k-2} + a_f^{k-1} g_{2k-3})^\top.$$

At the same time, using (21) we can write  $H(z)$  in the Lagrange form  $H(z) = \sum_{h \in D} g^{(h)}(a_f) l^{(h)}(z)$ . The coefficient vector of this polynomial is nothing but  $\xi(f, D)$ .  $\square$

To show part (ii) we note that the polynomials  $\{l_h(z)\}_{h \in D}$  do not depend on  $\mathcal{F}$  and can be computed at any node in the network. So what we care to receive from the helper nodes are the multipliers  $\{g^{(h)}(a_f)\}_{h \in D}$ . Hence, for any set of helper nodes with  $|A| < d - k + 1$ , it is gainful to send  $\{g^{(h)}(a_f)\}_{h \in A}$  rather than the vector  $\xi(f, A)$ , since the former requires fewer than  $l$  transmissions. At the same time, when  $|A| \geq d - k + 1$ , we can transmit the vector  $\xi(f, A)$  of dimension  $l$ , meeting the bound (8) and reproducing the result from Part I.

Using multilinear algebra notation (more on it in the next section), we can rephrase the code description as follows. The encoding is defined as a linear functional

$$\phi \in (F^2 \otimes S^2 F^{k-1})^*,$$

where  $S^2 F^{k-1}$  is the second symmetric power (this is another way of saying that the encoding relies on evaluations of symmetric polynomials). Node  $i$  stores a restriction of  $\phi$  to  $x_i \otimes y_i \otimes F^{k-1}$ , where  $x_i = [1, a_i^{k-1}]$ ,  $y_i = [1, a_i, \dots, a_i^{k-2}]$ . The contents of the failed node is a vector in the  $l$ -dimensional subspace  $(x_f \otimes y_f \otimes F^{k-1})^*$ , and the IP procedure recovers the coordinates of this vector in stages that correspond to moving along the repair graph toward the failed node. A general version of this idea underlies the repair procedure in the following sections.

*Example V.1.* Consider the  $[n \geq 7, k = 4, d = 6, l = 3, \beta = 1, M = 12]$  PM MSR code, placed on the graph shown in Fig. 3. This graph should be thought of as a subgraph in a large storage network, formed by locating a helper set for the failed node. Suppose that the root node is erased, and the remaining 6 nodes form the helper set. Since each of them contributes one symbol, the AF repair procedure requires transmission of 9 field symbols over the edges to complete the repair. In particular, the left most of the three vertices adjacent to  $v_f$  sends 4 symbols over the edge connecting it to  $v_f$ . At the same time, using the IP procedure described above, this node may only send  $l = 3$  symbols, showing that a total of 8 transmissions are sufficient. This shows the bandwidth saving capabilities of the IP procedure.

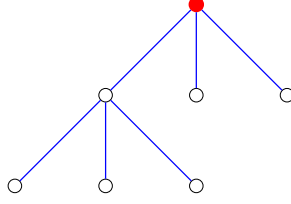


Fig. 3: The graph for Example V.1

### B. Linear-algebraic notation

In this section, we introduce elements of notation used below to define code families for which we design IP procedures of node repair.

For a linear space  $U$  over  $F$  we denote by  $U^*$  its dual space; its elements are linear functionals of the form  $\phi : U \rightarrow F$ . The spaces  $U$  and  $U^*$  have the same dimension and  $(U^*)^* \cong U$ . A *restriction* of  $\phi$  to a subspace  $V \subset U$  is denoted as  $\phi \upharpoonright V$ .

Let  $U, V$  be linear spaces of dimensions  $m$  and  $n$ , respectively, and let us fix bases  $\{\bar{u}_i\}_{i=1}^m$  and  $\{\bar{v}_j\}_{j=1}^n$ . The tensor product of  $U$  and  $V$  is a linear space  $U \otimes V = \{\sum_{ij} a_{ij} \bar{u}_i \otimes \bar{v}_j, a_{ij} \in F\}$  where  $a_{ij} \in F$  and the tensors  $\bar{u}_i \otimes \bar{v}_j$  form a basis in  $U \otimes V$  (thus  $\dim(U \otimes V) = mn$ ). By definition,  $u \otimes V = \{\sum_j a_j u \otimes \bar{v}_j, a_j \in F\}$  and  $u \otimes V \subseteq U \otimes V$ . The dual of a tensor product is the tensor product of duals, i.e.,  $(U \otimes V)^* = U^* \otimes V^*$ . We denote by  $T^p V := V^{\otimes p}$  the  $p$ -th tensor power of  $V$ . The dimension of  $T^p V$  is  $n^p$ .

The *symmetric power*  $S^p V$  is a linear space of symmetric tensors, i.e., the subspace of  $T^p V$  formed of the tensors invariant under transformations of the form  $\bar{v}_1 \otimes \cdots \otimes \bar{v}_p \mapsto \bar{v}_{\sigma(1)} \otimes \cdots \otimes \bar{v}_{\sigma(p)}$  for any permutation  $\sigma$ . We write symmetric tensors as

$$\sum_{\substack{i_1, i_2, \dots, i_p \\ 1 \leq i_1 \leq i_2 \leq \dots \leq i_p \leq n}} a_{i_1 i_2 \dots i_p} \bar{v}_{i_1} \odot \bar{v}_{i_2} \odot \cdots \odot \bar{v}_{i_p},$$

where  $\odot$  denotes the symmetric product and  $a_{i_1 i_2 \dots i_p}$  are elements of  $F$ . By definition,  $\dim(S^p V) = \binom{n+p-1}{p}$ . The space  $S^p V$  can be thought of as a projection

$$S : T^p V \rightarrow S^p V$$

that sends the tensor  $\bar{v}_{i_1} \otimes \bar{v}_{i_2} \otimes \cdots \otimes \bar{v}_{i_p}$  to  $\bar{v}_{j_1} \odot \bar{v}_{j_2} \odot \cdots \odot \bar{v}_{j_p}$  where  $j_1 \leq j_2 \leq \cdots \leq j_p$  is a sorted copy of  $i_1, i_2, \dots, i_p$ .

Finally,  $x \wedge y$  denotes the exterior (alternating) product of vectors, characterized by  $x \wedge y = -y \wedge x$ ; hence  $\bar{v}_{\sigma(1)} \wedge \bar{v}_{\sigma(2)} \wedge \cdots \wedge \bar{v}_{\sigma(n)} = \text{sgn}(\sigma) \bar{v}_1 \wedge \bar{v}_2 \wedge \cdots \wedge \bar{v}_n$ , where  $\text{sgn}(\sigma)$  is the signature of the permutation  $\sigma$ . The *exterior power*  $\Lambda^p V$  is a vector subspace of dimension  $\binom{n}{p}$  spanned by elements of the form  $\bar{v}_{i_1} \wedge \bar{v}_{i_2} \wedge \cdots \wedge \bar{v}_{i_p}, 1 \leq i_1 < i_2 < \cdots < i_p \leq n$ , so a vector in  $\Lambda^p V$  has the form

$$\sum_{\substack{i_1, i_2, \dots, i_q \\ 1 \leq i_1 < i_2 < \cdots < i_q \leq n}} a_{i_1 i_2 \dots i_q} \bar{v}_{i_1} \wedge \bar{v}_{i_2} \wedge \cdots \wedge \bar{v}_{i_q}.$$

The spaces  $S^p V$  and  $\Lambda^q V$  are formed by the action on  $T^p V$  of the symmetric and alternating groups, respectively.

By convention,  $T^0 V, S^0 V$  and  $\Lambda^0 V$  are taken to be  $F$ .

### C. Generalized PM codes

An extension of the PM construction was recently proposed in [9]. The construction of [9, Sec.4] yields a family of MSR codes with parameters

$$n, k, d = \frac{(k-1)t}{t-1}, l = \binom{k-1}{t-1}, M = t \binom{k}{t}, \quad 2 \leq t \leq k \leq n-1.$$

In this section we follow the paradigm of evaluation codes to introduce an IP node repair procedure for this code family.

We start with a brief description of the code construction. Let  $X = F^t$  and  $Y = F^{k-t+1}$ . Let  $L := X \otimes S^t Y$  and note that  $\dim(L) = M$ . The encoding  $\phi : L \rightarrow F^{nl}$  is an  $F$ -linear map. To define a concrete encoding procedure, we fix a basis in  $L^*$  and let the coordinates of  $\phi$  be the contents of the stored data.

To support the data reconstruction and node repair tasks, we further choose, for each  $i \in [n]$ , a pair of vectors  $x_i \in X$  and  $y_i \in Y$  such that

- (i) Any  $t$ -subset of  $x_i$ 's spans  $X$ .
- (ii) Any  $(k-t+1)$ -subset of  $y_i$ 's spans  $Y$ .
- (iii) Any  $d$  subspaces  $x_i \otimes y_i \odot S^{t-2} Y$  span  $X \otimes S^{t-1} Y$ .

The first two properties enable data reconstruction, while the node repair property depends on the third condition [9].

With these assumptions, the contents of node  $i$  correspond to the restriction  $\phi \upharpoonright x_i \otimes y_i \odot S^{t-1} Y \in (x_i \otimes y_i \odot S^{t-1} Y)^*$ . This is consistent with the code parameters: indeed, an element in  $(x_i \otimes y_i \odot S^{t-1} Y)^*$  is completely described by its evaluations on a basis of the space  $x_i \otimes y_i \odot S^{t-1} Y$ , which requires storing exactly  $l = \binom{k-1}{t-1}$  evaluations.

As before, let  $f \in [n]$  be the (index of the) failed node and let  $D \subseteq [n] \setminus \{f\}$  be the helper set. Note that we wish to recover the restriction  $\phi \upharpoonright x_f \otimes y_f \odot S^{t-1} Y$ . Choose a basis for  $x_f \otimes y_f \odot S^{t-1} Y$  and let  $x_f \otimes y_f \odot (\bar{y}_{i_1} \odot \cdots \odot \bar{y}_{i_{t-1}})$  be one of the basis vectors. Let

$$\{\underline{y}_{j_1} \odot \cdots \odot \underline{y}_{j_{t-2}}, 1 \leq j_1 \leq j_2 \leq \cdots \leq j_{t-2} \leq k-t+1\}$$

be a basis of  $S^{t-2} Y$ . The helper node  $i \in D$  transmits to the failed node the restriction of  $\phi$  to the set of vectors  $\{x_i \otimes y_i \odot (\underline{y}_{j_1} \odot \cdots \odot \underline{y}_{j_{t-2}}) \odot y_f\}$ .

It becomes easier to think of the above construction once we connect it with PM codes described in Sec. V-A. For that, take  $t = 2$ . In this case, the file size is

$$\dim(L) = \dim(X \otimes S^2 Y) = \dim(F^2 \otimes S^2 F^{k-1}) = k(k-1).$$

Node  $i$  stores  $\phi \upharpoonright (x_i \otimes y_i \odot Y)$ , i.e.,  $\phi$  evaluated at a basis of  $x_i \otimes y_i \odot Y$ , which requires storing exactly  $\dim(Y) = k-1$  symbols. Each node can calculate the symbol  $\phi(x_i \otimes y_i \odot y_f) \in F$ . Now notice that  $d$  vectors  $\{x_i \otimes y_i\}$  span  $X \otimes Y$ , and so  $d$  values  $\phi(x_i \otimes y_i \odot y_f)$  account for the evaluations of  $\phi$  on  $X \otimes Y \odot y_f$ . From this set of evaluations, we can calculate  $\phi$  on  $x_f \otimes Y \odot y_f$  which by the symmetric product property is the same as  $x_f \otimes y_f \odot Y$ . These evaluations form the contents of the failed node.

The IP repair for this construction works as follows. By (iii) above we can write

$$\begin{aligned} x_f \otimes y_f \odot (\bar{y}_{i_1} \odot \cdots \odot \bar{y}_{i_{t-1}}) &= x_f \otimes (\bar{y}_{i_1} \odot \cdots \odot \bar{y}_{i_{t-1}}) \odot y_f \\ &= \sum_{i \in D} \sum_{j_1, \dots, j_{t-2}} a_{i, j_1, \dots, j_{t-2}} x_i \otimes y_i \odot \mathcal{Y}_{j_1, \dots, j_{t-2}} \odot y_f, \end{aligned}$$

where we denoted  $\mathcal{Y}_{j_1, \dots, j_{t-2}} = \underline{y}_{j_1} \odot \cdots \odot \underline{y}_{j_{t-2}}$ . Again similarly to the PM codes, any set  $A \subseteq D$  with  $|A| \geq d - k + 1$  can transmit the following single evaluation of  $\phi$  along the path to  $f$ :

$$\phi \left( \sum_{i \in A} \sum_{j_1, \dots, j_{t-2}} a_{i, j_1, \dots, j_{t-2}} x_i \otimes y_i \odot \mathcal{Y}_{j_1, \dots, j_{t-2}} \odot y_f \right)$$

$$= \sum_{i \in A} \sum_{j_1, \dots, j_{t-2}} a_{i, j_1, \dots, j_{t-2}} \phi(x_i \otimes y_i \odot \mathcal{Y}_{j_1, \dots, j_{t-2}} \odot y_f).$$

This can be done for all basis vectors of the chosen basis of  $x_f \otimes y_f \odot S^{t-1}Y$ , and that requires  $l = \binom{k-1}{t-1}$  transmissions, which matches the lower bound (8). Note that the AF repair would require any set  $A$  of helpers to transmit  $\beta|A|$  symbols of  $F$ , which is greater than  $l$  for  $|A| > d - k + 1$ .

We have shown that IP repair can outperform direct relaying. Let us give an example to support this claim.

*Example V.2.* Consider the use of  $[n = 7, k = 5, d = 6, l = 6, \beta = 3, M = 30]$  generalized PM codes for the graph shown in Fig. 4. Suppose that  $F = \mathbb{F}_{16}$ , and  $X = F^3, Y = F^3$ . Choose distinct  $\{a_i\}_{i=1}^7$

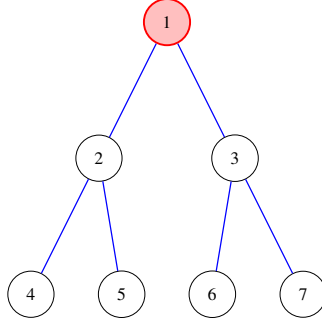


Fig. 4: The graph for Example V.1

from  $F$  and let  $x_i = [1 \ a_i^2 \ a_i^6], y_i = [1 \ a_i \ a_i^3]$ . The file of size 30 stored by the system is defined by the evaluation of a functional  $\phi$  on  $X \otimes S^3Y$ . Node  $i$  stores the restriction of  $\phi$  to  $x_i \otimes y_i \odot S^2Y$ , hence storing 6 symbols per node.

For the repair of node 1, node  $i$  sends the evaluations of  $\phi$  restricted to the tensors  $\{x_i \otimes y_i \odot \hat{y}_j \odot y_1\}_{j=1}^3$  where the set  $\{\hat{y}_j\}$  forms a basis of  $Y$ . Since the six tensors  $x_i \otimes y_i$  span  $X \otimes Y$ , the set  $\{x_i \otimes y_i \odot \hat{y}_j \odot y_1, 1 \leq j \leq 3; 2 \leq i \leq 7\}$  spans  $X \otimes Y \odot Y \odot y_1 \equiv X \otimes y_1 \odot Y \odot Y$ . Hence

$$\phi(x_1 \otimes y_1 \odot \mathcal{Y}_{j_1, j_2}) = \sum_{i=2}^7 \sum_{j=1}^3 b_{i, j, j_1, j_2} \phi(x_i \otimes y_i \odot \hat{y}_j \odot y_1)$$

where  $\{\mathcal{Y}_{j_1, j_2}\}$  is a basis of  $S^2Y$ .

Consider nodes 2 and 3. Instead of relaying  $\{\phi(x_i \otimes y_i \odot \hat{y}_j \odot y_1) : i = 2, 4, 5, j = 1, 2, 3\}$ , node 2 can transmit  $\{\sum_{i=2,4,5} \sum_{j=1}^3 b_{i, j, j_1, j_2} \phi(x_i \otimes y_2 \odot \hat{y}_j \odot y_1)\}$  for all  $\{\mathcal{Y}_{j_1, j_2}\}$ . The former requires 9 symbol transmissions while the later requires only 6, and the same holds true for node 3. In total, the AF repair procedure would require transmission of  $3 \cdot (1 + 1 + 1 + 1 + 3 + 3) = 30$  symbols, while the IP procedure requires only  $3 \cdot (1 + 1 + 1 + 1 + 2 + 2) = 24$  symbol transmissions. This matches exactly with the bound in Corollary III.2.

## VI. ERROR CORRECTION DURING REPAIR WITH GRCs ON GRAPHS

In this section, we extend the analysis of node repair using the GRC framework to the adversarial case, assuming that parts of the network (some helper nodes participating in the repair) contribute corrupted information. As explained in Section II, such nodes can have a detrimental effect on the repair process due to the possible error amplification by IP. We prove a variant of the cutset bound of Theorem II.1 for this case and propose a code construction to harness the bandwidth saving capabilities of IP while also counteracting the effects of adversarial nodes. Our proposed solutions make use of tools and ideas from network coding.

### A. Network Coding Preliminaries

In this subsection, we briefly describe the general problem of single source network coding and introduce the network singleton bound. A network  $(\hat{G}, v_s, U, \mathcal{R})$  consists of a directed acyclic graph  $\hat{G} = (\hat{V}, \hat{E})$  with a single source node  $v_s \in \hat{V}$ , a set of destination nodes  $U \subseteq \hat{V} \setminus \{v_s\}$ , and a set of non-negative integers  $\mathcal{R} = \{R_{a,b} : (a,b) \in \hat{E}\}$  to denote the set of capacities of the edges (links) in the network. A link with unit capacity transmits one symbol of  $F$  per single use. To accommodate integer capacities  $R_{a,b} > 1$ , we simply add parallel unit-capacity edges between the nodes  $a$  and  $b$ . An error is said to occur when the output of such a unit-capacity edge is different from the input. For a partition  $(A, B)$  of the set  $\hat{V}$ , let  $\text{cut}_{\hat{G}}(A, B) = \{(a,b) \in \hat{E} : a \in A, b \in B\}$  and let  $c_{\hat{G}}(A, B) = \sum_{(a,b) \in \text{cut}_{\hat{G}}(A, B)} R_{a,b}$ . Additionally, for any two nodes  $s$  and  $u$ , let

$$c_{\hat{G}}(s, u) = \min_{\substack{(S, U) \text{ is a partition of } \hat{V}, \\ s \in S, u \in U}} c_{\hat{G}}(S, U).$$

**Definition VI.1.** A network code over the code alphabet  $\mathcal{X}$  for the network  $(\hat{G}, v_s, U, \mathcal{R})$  with source message set  $\mathcal{Z}$  is a family of local encoding functions  $\{\phi_{(a,b)} : (a,b) \in \hat{E}\}$  such that  $\phi_{(v_s, b)} : \mathcal{Z} \rightarrow \mathcal{X}^{r_{v_s, b}}$  for every  $(v_s, b) \in \hat{E}$  and  $\phi_{(a,b)} : \prod_{(c,a) \in \hat{E}} \mathcal{X}^{r_{c,a}} \rightarrow \mathcal{X}^{r_{a,b}}$  for every  $(a,b) \in \hat{E}, a \neq v_s$ , where  $0 \leq r_{a,b} \leq R_{a,b}$ . Such a code is said to correct  $t$  errors if it recovers the source message at each of the destinations as long as at most  $t$  unit capacity links are subjected to errors.

The network Singleton bound [38] is as follows:

**Lemma VI.1.** Let  $(\hat{G}, v_s, U, \mathcal{R})$  be an acyclic network and let  $\hat{c} = \min_{u \in U} c_{\hat{G}}(s, u)$ . If there exists a  $q$ -ary  $t$  error-correcting code for the network then the number of messages that can be transmitted from  $s$  to  $U$  is at most  $q^{\hat{c}-2t}$ .

### B. A cutset bound for repair with adversarial nodes

We now extend the above framework to node repair. Recall that helper node  $h \in D$  of a GRC code contributes  $\beta_{\tau(h)}$  symbols for the repair of failed node  $f$  for some assignment  $\tau : D \rightarrow [d]$ . The following definition relies on notation from Sec. III-B.

**Definition VI.2.** For a failed node  $f$  and its repair graph  $G_{f,D} = (V_{f,D}, E_{f,D})$ , assumed to be a tree, define a directed acyclic graph  $\tilde{G}_{f,D} = (\tilde{V}_{f,D}, \tilde{E}_{f,D})$  in the following way:

- 1) Let  $\tilde{V}_{f,D} = V_{f,D}$  and for every edge in  $E_{f,D}$  define an edge in  $\tilde{E}_{f,D}$  whose direction is defined by the direction of the data flow in the repair process.
- 2) Next, for every  $h \in V_{f,D}, h \neq v_f$  add another vertex  $\tilde{h}$  to  $\tilde{V}_{f,D}$  and add a directed edge  $(\tilde{h}, h)$  to  $\tilde{E}_{f,D}$ .

The purpose of adding additional nodes in the graph is to formally define the *limited-power adversary* that we are considering. Recalling the notation introduced in Sec. III-C, we assume that for a node  $h \in V_{f,D} \setminus \{v_f\}$ ,  $\tilde{h} \in \tilde{V}_{f,D}$  stores  $W_h$  and computes the functions  $\mathcal{G}_{h,f}^r$ . The repair data then is transmitted to  $h \in \tilde{V}_{f,D}$  via the directed edge  $(\tilde{h}, h)$  which, after possibly receiving the repair data from other nodes, computes the function  $I_{h,f}^r$  (denoted earlier in Sec. III-B by  $I_{h,f}$  and forwards to the next node. The adversary can now be assumed to have control only over the nodes of the former type. The following relationship holds between the cuts of original repair graph  $G_{f,D}$  and the modified graph  $\tilde{G}_{f,D}$ :

**Proposition VI.2.** For any set  $A \subset D$  in  $G_{f,D}$ , let  $\tilde{A} = \{\tilde{h} : h \in A\}$  in  $\tilde{G}_{f,D}$ . Then

$$\text{cut}_{\tilde{G}}(A \cup \tilde{A}, \tilde{V}_{f,D} \setminus (A \cup \tilde{A})) = \text{cut}_G(A, V_{f,D} \setminus A).$$

*Proof.* Clearly,  $\text{cut}_G(A, v_f \cup \{D \setminus A\}) \subseteq \text{cut}_{\tilde{G}}(A \cup \tilde{A}, \tilde{V}_{f,D} \setminus (A \cup \tilde{A}))$  as we have not deleted any of the edges involved in the repair. Further, every newly added edge has either both ends in  $\tilde{A}$  or both ends outside of it, so none of them can be a part of  $\text{cut}_{\tilde{G}}(A \cup \tilde{A}, \tilde{V}_{f,D})$ .  $\square$

Now we state our main result of this section which gives a variation of Theorem II.1 for the adversarial case. Let  $\Omega_r(\mathcal{B}) = \max_{R \subseteq [d], |R|=r} \sum_{i \in R} \beta_i$  denote the sum of  $r$  largest elements from  $\mathcal{B}$ .

**Theorem VI.3.** *Suppose that the data stored on the graph  $G$  is encoded using an  $[n, k, d, l, \mathcal{B} = \{\beta_j\}_{j=1}^d, M]$  Regenerating code. For the repair of a failed node  $f$ , let  $D$  be the set of chosen helper nodes. Suppose the limited power adversary has control over a set  $T \subset D$ ,  $|T| \leq t$  of these helper nodes. For any subset  $A \subseteq D$  of size at least  $d - k + 1 + 2t$  that contains  $T$ , we have*

$$c(A, V_{f,D} \setminus A) \geq M - \sum_{i=1}^{k-1} \min\{l, \Delta_{d-i+1}(\mathcal{B})\} + 2\Omega_t(\mathcal{B}).$$

*Proof.* We begin with transforming the repair problem into a network coding problem  $(\hat{G}, v_s, U, \mathcal{R})$ , and then apply the network Singleton bound. For a selected repair protocol and transmission scheme, we set  $\hat{G}$  to be the directed graph  $\tilde{G}_{f,D}$ , introduce a dummy source node connected to all the vertices  $\tilde{A} = \{\tilde{h} : h \in A\}$  of  $\tilde{V}_{f,D}$  by infinite-capacity edges, and set the sink  $U$  to be the failed node  $v_f$ . Fix some assignment  $\tau$  and set the capacity of the edges to be equal to the number of symbols transmitted over them as determined by the repair protocol. Note that the capacity of an edge of the form  $(\tilde{h}, h)$  for  $h \in D$  is set to  $\beta_{\tau(h)}$  by this assignment. Hence an adversary controlling a set of  $T$  nodes in  $G_{f,D}$ , can inject at most  $\sum_{h \in T} \beta_{\tau(h)}$  errors. In network coding terms, this implies that the adversary can cause errors in at most  $\sum_{h \in T} \beta_{\tau(h)}$  unit-capacity edges in  $\tilde{G}_{f,D}$ .

We phrase the rest of the proof using the notation used to prove Theorem II.1. Recall that  $R_A^f$  is the random variable which is a function of the contents of the helper node set  $A$  in the original graph  $G_{f,D}$  such that  $H(W_f | R_A^f, S_{D \setminus A}^f) = 0$ . In words,  $R_A^f$  is the random variable jointly produced from the data stored at the set  $A$  of the graph  $G_{f,D}$  that is to be sent to the failed node such that the repair process is successful. Switching to the language of network coding, the set of vertices  $\tilde{A} \in \tilde{V}_{f,D}$  wants to communicate the message  $R_A^f$  to the sink node  $v_f$  via the network  $\tilde{G}_{f,D}$ , where at most  $\sum_{h \in T} \beta_{\tau(h)}$  edges can inject errors. If the random variable  $R_A^f$  is supported on a set  $\mathcal{Z}$  and if  $\hat{c}$  is the mincut between the source and the destination, then by Lemma VI.1,  $\log |\mathcal{Z}| \leq \hat{c} - 2 \sum_{h \in T} \beta_{\tau(h)}$ . Since  $H(R_A^f) \leq \log |\mathcal{Z}|$ , we obtain

$$H(R_A^f) \leq \hat{c} - 2 \sum_{h \in T} \beta_{\tau(h)}.$$

By Proposition VI.2,

$$c_G(A, V_{f,D} \setminus A) = c_{\tilde{G}}(A \cup \tilde{A}, \tilde{V}_{f,D} \setminus (A \cup \tilde{A})) \geq \hat{c} \geq H(R_A^f) + 2 \sum_{h \in T} \beta_{\tau(h)}.$$

Since this is true for all choices of  $\tau$ , the tightest lower bound is obtained when, for some  $\tau$ ,  $\sum_{h \in T} \beta_{\tau(h)} = \Omega_t(\mathcal{B})$ . Now substituting the lower bound of Theorem II.1 concludes the proof.  $\square$

**Corollary VI.4.** *At the MSR point, the lower bound takes the form*

$$c(E, V_{f,D} \setminus E) \geq \Delta_{d-k+1}(\mathcal{B}) + \Omega_t(\mathcal{B}),$$

which under the uniform download assumption further simplifies to

$$c(E, V_{f,D} \setminus E) \geq (d - k + 1 + 2t)\beta = l + 2t\beta.$$

### C. Code Construction

In this section, we present a code construction that combines error correction with IP, and analyze its performance relative to the bound of Theorem VI.3. The construction supports error control of systematic nodes in the encoding and is based upon concatenating rank-metric codes with GRC codes at the MSR

point, i.e., Construction II.1. Such concatenation was previously used in [30] for error correction during data recovery with full connectivity between the nodes. However, our purpose is to correct errors during the repair process itself, as was done in [37], without sacrificing the benefits of IP on graphs.

*Rank-metric codes:* Recall that a rank metric code  $\mathcal{C}$  is an  $F$ -linear subspace of the space of matrices  $F^{n \times m}$  with distance  $d(A, B) = \text{rk}(A - B)$ . By  $d_{\min}(\mathcal{C})$  we denote the minimum distance of the code. For our construction we use a classic family of MRD codes, namely the *Gabidulin codes*. To define them, recall that a linearized polynomial  $f(x) \in \mathbb{F}_{q^m}[x]$  of  $q$ -degree  $t$  is defined as

$$f(x) = \sum_{i=0}^t a_i x^{q^i}, \quad a_t \neq 0.$$

*Definition VI.3.* Let  $N \leq m$  be integers and let  $g_1, \dots, g_N$  be elements of  $\mathbb{F}_{q^m}$  linearly independent over  $F$ . An  $[N, K, D = N - K + 1]_{q^m}$  Gabidulin code maps a  $K$ -tuple  $f_0, \dots, f_{K-1}$  of elements of  $\mathbb{F}_{q^m}$  to an  $N$ -tuple  $\mathbf{c} = (f(g_1), f(g_2), \dots, f(g_N))$ , where  $f(x) = \sum_{i=0}^{K-1} f_i x^{q^i}$  is a linearized polynomial.

*Code Construction:* The code construction is a concatenation of Gabidulin codes and MSR codes. Let  $\mathcal{C}_1$  be an  $[N, K]_{q^m}$  Gabidulin code and let  $\mathcal{C}_2$  be an  $F$ -linear systematic GRC code at the MSR point with parameters  $[n, k, d, l = N, \mathcal{B} = \{\beta_j\}_{j=1}^d]$ . The data to be encoded comprises  $Kkm$  message symbols of  $F = \mathbb{F}_q$ , or equivalently  $Kk$  symbols of  $F_{q^m}$ . Partition them in  $k$  blocks of  $K$  elements and encode each block using code  $\mathcal{C}_1$ . This gives a matrix  $A$  of dimensions  $k \times N$  over  $\mathbb{F}_{q^m}$ .

Next fix a basis of  $\mathbb{F}_{q^m}$  over  $F$  and expand each row of the matrix  $A$ , obtaining  $k$  matrices  $B^{(i)}, i = 1, \dots, k$  over  $F$ . Let  $B_j^{(i)}$  be row  $j = 1, \dots, m$  of the matrix  $B^{(i)}$ . For a fixed  $j$  we form a  $k \times N$  matrix  $R_j = ((B_j^{(1)})^\top, \dots, (B_j^{(k)})^\top)^\top$ .

The code  $\mathcal{C}_2$  defines an  $F$ -linear encoding map  $F^{kN} \xrightarrow{\mathcal{C}_2} F^{nN}$ . We assume that the encoding is *systematic*, i.e., there are some  $k$  nodes that contain the  $kN$  data symbols. Encoding the matrices  $R_j$  with the code  $\mathcal{C}_2$ , we obtain  $m$  codewords  $C_j = \mathcal{C}_2(R_j), j = 1, \dots, m$ , viewed as  $n \times N$  matrices over  $F$ .

Finally, for a fixed  $i = 1, \dots, n$ , we take the rows  $(C_j)_i$  and place them on the storage node  $i$ . Thus, each node contains  $m$   $N$ -dimensional vectors over  $F$ , each of which is a coordinate of its codeword of the MSR code  $\mathcal{C}_2$ .

**Proposition VI.5.** *The contents of any of the  $k$  systematic nodes, viewed as an  $N$  dimensional vector over  $\mathbb{F}_{q^m}$ , forms a codeword of  $\mathcal{C}_1$ .*

The proof follows from the fact that the encoding for these nodes is an identity map, so mapping their contents back to  $\mathbb{F}_{q^m}$  recovers the original codewords of  $\mathcal{C}_1$ .

**Proposition VI.6.** *The resulting code satisfies the  $k$ -node data reconstruction and  $d$ -node repair properties.*

The proof follows immediately from the properties of the MSR code  $\mathcal{C}_2$ .

*Remark 3.* Note that for recovering a file of size  $kKm$ , the required download is  $kNm$  symbols over  $\mathbb{F}$ , i.e., the communication complexity increases by a factor of  $\frac{1}{R_1}$  where  $R_1 = \frac{K}{N}$  is the rate of  $\mathcal{C}_1$ . If the  $k$  nodes contacted for data reconstruction are all the systematic nodes of  $\mathcal{C}_2$ , then this extra download is not required, since each of the systematic nodes can locally decode its own Gabidulin codeword and send the decoded symbols, which requires  $kKm$  symbol transmissions.

Next we show that the above code construction supports repair of systematic nodes with IP despite the presence of a limited number of adversarial nodes.



**Theorem VI.7.** *Let  $v_f$  be a systematic node. Suppose that a subset  $T \subset D$  of helper nodes with  $|T| \leq t$  are controlled by a limited-power adversary. If  $N - K \geq 2\Omega_t(\mathcal{B})$ , then the repair procedure of  $v_f$  recovers the original data.*

*Proof.* Recall that the adversary corrupts the data of at most  $t$  nodes  $\{W_h : h \in T\}$ , but it does not affect the evaluation of the functions  $\{\mathcal{G}_{h,f}^\tau\}$  and  $\{I_{h,f}^\tau\}$  defined in Sec. III-C. Since the MSR code is defined over  $F$ , these functions are  $F$ -linear. W.l.o.g. suppose that the adversary changes  $W_h$  to  $W_h + Z_h$ , where  $Z_h \in \mathbb{F}_{q^m}^l$ . Node  $h$  produces the faulty helper data

$$\mathcal{G}_{h,f}^\tau(W_h + Z_h) = \mathcal{G}_{h,f}^\tau(W_h) + \mathcal{G}_{h,f}^\tau(Z_h) = S_{h,f}^\tau + \tilde{Z}_{h,f}^\tau$$

where  $\tilde{Z}_{h,f} \in \mathbb{F}_{q^m}^{\beta_{\tau(h)}}$ . Performing the IP transform  $I_{h,f}$  on this data, we obtain

$$I_{h,f}^\tau(S_{h,f}^\tau + \tilde{Z}_{h,f}^\tau) = U_{h,f}^\tau S_{h,f}^\tau + U_{h,f}^\tau \tilde{Z}_{h,f}^\tau.$$

Note that the rank of the error term  $U_{h,f}^\tau \tilde{Z}_{h,f}^\tau$  is at most  $\beta_{\tau(h)}$ . Since all the nodes in the network operate faithfully, oblivious to the data corruption in some of them, at the failed node the helper data has the form

$$\sum_{h \in D} U_{h,f}^\tau S_{h,f}^\tau + \sum_{h \in T} U_{h,f}^\tau \tilde{Z}_{h,f}^\tau = W_f + \sum_{h \in T} U_{h,f}^\tau \tilde{Z}_{h,f}^\tau.$$

Observe that

$$\text{rk}_q\left(\sum_{h \in T} U_{h,f}^\tau \tilde{Z}_{h,f}^\tau\right) \leq \sum_{h \in T} \text{rk}_q(U_{h,f}^\tau \tilde{Z}_{h,f}^\tau) \leq \sum_{h \in T} \beta_{\tau(h)} \leq \Omega_t(\mathcal{B}).$$

By Proposition VI.5,  $W_f$  is a codeword of an  $[N, K]$  Gabidulin code that can correct up to  $\frac{N-K}{2} \geq \Omega_t(\mathcal{B})$  rank errors. Hence, the failed node will be able to correct the errors and recover its value.  $\square$

*Example VI.1.* Consider the graph with 10 nodes shown in Fig. 5 and assume that the node  $v_f$  has failed, and all the other nodes form the helper set  $D$ . Suppose that one of the nodes, say node 3, is adversarial, i.e., its contents have been arbitrarily altered. To choose a family of MSR codes, take the codes of [37] with parameters  $[n = 10, k = 5, d = 7, l = 15, \beta = 5]$ . Using AF repair, we contact  $d + 2t = 9$  nodes and download 5 symbols of helper data from each of them, totaling 95 symbol transmissions. Using the code construction described above with an  $[n = 10, k = 5, d = 9, l = 25, \beta = 5]$  MSR code and a  $[N = 25, K = 15, D = 11]$  MRD code, we will be able to perform IP, correct one error, and achieve the communication complexity of 85 symbols. Note that both codes store a file of size 75.

Although the code satisfies the  $k$ -node data recovery and  $d$ -node repair properties, it is not an MSR code because it does not meet the cutset bound with equality. Because of the *two-layer* coding process, the rate of the resulting code is reduced from  $\frac{k}{n}$  to  $\frac{Kk}{Nn}$  and, as is to be expected, the rate decreases as we go for greater distance in the Gabidulin code, i.e., increase  $N - K$ .

## VII. CONCLUDING REMARKS

(1) The results of this paper suggest that design of codes for a distributed storage systems with graphical constraints is governed by the following principles. If we are free to adjust the repair degree in different rounds of repair, then we should use a code that supports *multiple repair degrees* such as the constructions in [37], [17], choosing the number of helpers that optimizes the repair bandwidth under the *uniform download* assumption. If the graph is sufficiently regular so that this degree does not depend on the failed node, we can instead rely on standard code families designed for a *fixed repair degree*. If the repair degree is fixed by the system constraints, we should use the stacking construction of Section II-B, which allows to modify the download amounts based on the distance from the helper to the failed node in each round of repair. In other words, if a node is included in the set of helpers for a particular

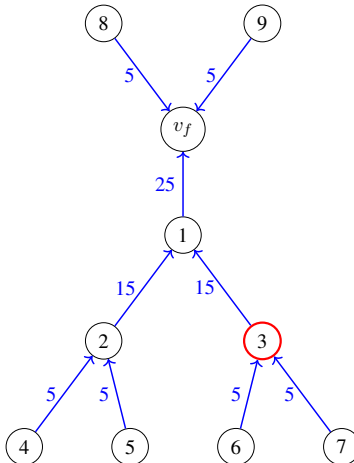


Fig. 5: Repair with errors. Transmission from Node 1 to  $v_f$  is brought down from 35 to 25 by using our code construction.

failed node and is close to this node, it provides a larger proportion of the repair data. If in the next round this node is again a helper, but is far in the graph from the (new) failed node, it provides a small amount of data or, possibly, no data at all.

The above solutions depend on the constraints of the storage systems. Whichever of these alternatives the designer follows, it is also possible to incorporate IP repair with any of the mentioned code constructions, gaining further savings of the repair complexity.

(2) In this work we analyzed in detail the problem of node repair on graphs, without saying much about the other basic task, namely, data retrieval. At the MSR point, the task of data retrieval from a regenerating code defined on an arbitrary graph becomes trivial. Indeed, since MSR codes are Maximum Distance Separable by definition, any set  $A$  of  $k$  or fewer nodes has to transmit  $|A| \cdot l$  symbols and there is no hope of compressing this any further. This implies that in the restricted connectivity setting, when the Data Collector (DC) does not have direct access to  $k$  nodes, standard relaying of data is optimal. The situation changes when we lift the MSR constraint. It is possible to estimate the minimum number of symbols required for data retrieval on graphs, and it is also possible to design a retrieval procedure with optimal complexity for MBR codes, for instance, for PM-MBR codes of [27]. These results are similar to the ones considered above, and will not be included here.

(3) It is of interest to design an algebraic construction that supports the functionality of assigning different download amounts to the same helper node in different rounds of repair. This would replace the stacking construction, while possibly reducing the node size (subpacketization) of the coding scheme. We should note that we believe this is a difficult problem. It is also of interest to design codes that support repair in the presence of adversaries with optimal overhead for repair of all nodes rather than only systematic nodes.

## APPENDIX A

### PROOF OF THEOREM IV.1:

Let  $\mathcal{L}$  be the solution space of  $\{\beta_i\}$ s such that  $\beta_1 \leq \beta_2 \leq \dots \leq \beta_{n-k} = \beta_{n-k+1} = \dots = \beta_{n-1}$ . We know that the optimal solution of the LP lies in  $\mathcal{L}$ . We call an assignment of  $\{\beta_i\}$ s satisfying the constraints of the problem and having  $\beta_i = 0$  for  $i < n - d$  a  $d$ -repair scheme. Let  $\mathcal{L}_d$  be the set of feasible  $d$ -repair schemes, i.e.,

$$\begin{aligned} \mathcal{L}_d = \{ \{\beta_i\} : 0 = \beta_1 = \dots = \beta_{n-d-1} < \beta_{n-d} \\ \leq \beta_{n-d+1} \leq \dots \leq \beta_{n-k} = \beta_{n-k+1} = \dots = \beta_{n-1} \}. \end{aligned} \quad (23)$$

We call an assignment of download amounts *uniform* if  $\beta_i = \frac{l}{d-k+1}$  for all  $i \geq n-d$  any other assignment with at least one  $\beta_i \neq \beta := \frac{l}{d-k+1}$  a *nonuniform* one. Clearly,

$$\mathcal{L} = \cup_{d=k}^{n-1} \mathcal{L}_d.$$

A priori, the uniform assignment is not necessarily a minimizer of the objective function in (18). Depending on the costs, there may exist nonuniform assignments that give a lower value of the objective function than the uniform assignment in some  $\mathcal{L}_d$ . The proof idea is to show that for any such nonuniform assignment in  $\mathcal{L}_d$ , there exists a  $d' < d$  for which the uniform assignment in  $\mathcal{L}_{d'}$  gives at most the same value of the objective function as given by the nonuniform assignment in  $\mathcal{L}_d$ . Let  $\{\beta_i\}$  be such a nonuniform assignment in  $\mathcal{L}_d$  such that

$$\sum_{i=n-d}^{n-1} b_i \beta_i < \sum_{i=n-d}^{n-1} b_i \beta. \quad (24)$$

Since

$$\sum_{i=1}^{n-k} \beta_i = \sum_{i=n-d}^{n-k} \beta_i \geq l, \quad (25)$$

and since the  $\beta_i$ 's are nondecreasing, for any nonuniform assignment,

$$\beta_{n-k} = \beta + c \quad (26)$$

for some integer  $c, 0 < c \leq l - \beta$ .

At the same time, there will be at least one  $i \in \{n-d, \dots, n-k-1\}$  for which  $\beta_i < \beta$ . To see that inequality (24) can hold, rewrite it as

$$\sum_{i=n-d}^{n-1} b_i (\beta_i - \beta) < 0$$

and observe that, since  $\beta_i = \beta + c$  for all  $i \geq n-k$ , (24) implies that

$$\sum_{i=n-k}^{n-1} b_i c < \sum_{i=n-d}^{n-k-1} b_i (\beta - \beta_i) \leq b_{n-d} c.$$

Here the last inequality holds because the  $b_i$ 's are nonincreasing. So if  $b_{n-d} > \sum_{i=n-k}^{n-1} b_i$ , then a nonuniform assignment in  $\mathcal{L}_d$  is going to give a lower value of the objective function than the uniform assignment in  $\mathcal{L}_d$ . Now we show that, even if this is the case, we can lower the value of  $d$  to some  $d'$  such that, with uniform assignment in  $\mathcal{L}_{d'}$ , the objective function does not increase.

Below we will assume that  $(\beta+c)|l$  (it is always possible to choose  $l$  large enough so that it is divisible by the l.c.m.  $(k+1, \dots, n-1)$ ). With this assumption, let us take  $d' = \frac{l}{\beta+c} + k - 1$  and consider the uniform assignment in  $\mathcal{L}_{d'}$ . Letting  $\beta' = \beta + c$ , we have  $l = (d' - k + 1)\beta'$  and

$$\sum_{i=n-d}^{n-k-1} \beta_i \geq l - \beta' = \sum_{i=n-d'}^{n-k-1} \beta',$$

Since the  $b_i$ 's are nonincreasing on  $i$ , the sum  $\sum_{i=n-d}^{n-k-1} b_i \beta_i$  takes the smallest value when  $\beta_i = 0$  for  $n-d \leq i \leq n-d' - 1$  and  $\beta_i = \beta'$  for  $n-d' \leq i \leq n-1$ . Hence, the uniform assignment in  $\mathcal{L}_{d'}$  results in communication cost at most equal to the cost of the initial nonuniform assignment in  $\mathcal{L}_d$  that we started with. Since this argument applies for any  $d$ , there always exists a minimizing solution to Problem 18 in the form of Eq. (19) for some  $d$ .

## REFERENCES

- [1] S. Akhlaghi, A. Kiani, and M. R. Ghanavati, “Cost-bandwidth tradeoff in distributed storage systems,” *Computer Communications*, vol. 33, no. 17, pp. 2105–2115, 2010.
- [2] A. Beemer, A. Kılıç, and A. Ravnani, “Network decoding,” *IEEE Transactions on Information Theory*, vol. 69, no. 6, pp. 3708–3730, 2023.
- [3] È. L. Blokh and V. V. Zyablov, “Coding of generalized concatenated codes,” *Problemy Peredachi Informatsii*, vol. 10, no. 3, pp. 45–50, 1974.
- [4] B. Bollobás, “The diameter of random graphs,” *Trans. AMS*, vol. 267, no. 1, pp. 41–52, 1981.
- [5] Z. Chen and A. Barg, “Explicit constructions of MSR codes for clustered distributed storage: The rack-aware storage model,” *IEEE Trans. Inf. Theory*, vol. 66, no. 2, pp. 866–879, 2020.
- [6] Z. Chen, “Rack-aware MSR codes with optimal access,” in *2022 IEEE Information Theory Workshop (ITW)*. IEEE, 2022, pp. 19–24.
- [7] F. Chung and L. Lu, “The diameter of sparse random graphs,” *Advances in Applied Mathematics*, vol. 26, no. 4, pp. 257–279, 2001.
- [8] A. G. Dimakis, P. B. Godfrey, Y. Wu, M. J. Wainwright, and K. Ramchandran, “Network coding for distributed storage systems,” *IEEE Trans. Inf. Theory*, vol. 56, no. 9, pp. 4539–4551, 2010.
- [9] I. M. Duursma and H.-P. Wang, “Multilinear algebra for minimum storage regenerating codes: a generalization of the product-matrix construction,” *Applicable Algebra in Engineering, Communication and Computing*, vol. 34, pp. 717–743, 2023.
- [10] A. Frieze and M. Karoński, *Introduction to Random Graphs*. Cambridge University Press, 2016.
- [11] M. Gerami and M. Xiao, “Exact optimized-cost repair in multi-hop distributed storage networks,” in *2014 IEEE International Conference on Communications (ICC)*, 2014, pp. 4120–4124.
- [12] S. Gupta, B. R. Devi, and V. Lalitha, “On rack-aware cooperative regenerating codes and epsilon-MSCR codes,” *IEEE Journal on Selected Areas in Information Theory*, vol. 3, no. 2, pp. 362–378, 2022.
- [13] H. Hou, P. Lee, K. Shum, and Y. Hu, “Rack-aware regenerating codes for data centers,” *IEEE Trans. Inf. Theory*, vol. 65, no. 8, pp. 4730–4745, 2019.
- [14] R. Koetter and F. R. Kschischang, “Coding for errors and erasures in random network coding,” *IEEE Transactions on Information Theory*, vol. 54, no. 8, pp. 3579–3591, 2008.
- [15] O. Kosut, L. Tong, and D. N. C. Tse, “Polytope codes against adversaries in networks,” *IEEE Transactions on Information Theory*, vol. 60, no. 6, pp. 3308–3344, 2014.
- [16] Z. Li, W. H. Mow, L. Deng, and T.-Y. Wu, “Optimal-repair-cost MDS array codes for a class of heterogeneous distributed storage systems,” in *2022 IEEE International Symposium on Information Theory (ISIT)*, 2022, pp. 2379–2384.
- [17] Y. Liu, J. Li, and X. H. Tang, “Optimal repair/access MDS array codes with multiple repair degrees,” 2022, eprint arXiv:2205.13446.
- [18] J. Lu, X. Guang, and F.-W. Fu, “Distributed storage over unidirectional ring networks,” in *2014 International Symposium on Information Theory and its Applications*, 2014, pp. 368–372.
- [19] A. Lubotzky, R. Phillips, and P. Sarnak, “Ramanujan graphs,” *Combinatorica*, vol. 8, no. 3, pp. 261–277, 1988.
- [20] G. A. Margulis, “Explicit constructions of graphs without short cycles and low density codes,” *Combinatorica*, vol. 2, no. 1, pp. 71–78, 1982.
- [21] A. Patra and A. Barg, “Interior-point regenerating codes on graphs,” in *2022 IEEE International Symposium on Information Theory (ISIT)*. IEEE, 2022, pp. 1560–1565.
- [22] —, “Node repair on connected graphs,” *IEEE Transactions on Information Theory*, vol. 68, no. 5, pp. 3081–3095, 2022.
- [23] —, “Node repair on connected graphs, Part II,” 2022, eprint arXiv:2211.00797.
- [24] —, “Node repair for adversarial graphical networks,” in *2023 IEEE International Symposium on Information Theory (ISIT)*. IEEE, 2023, pp. 2284–2289.
- [25] N. Prakash, V. Abdrashitov, and M. Médard, “The storage versus repair-bandwidth trade-off for clustered storage systems,” *IEEE Transactions on Information Theory*, vol. 64, no. 8, pp. 5783–5805, 2018.
- [26] V. Ramkumar, S. Balaji, B. Sasidharan, M. Vajha, M. N. Krishnan, and P. V. Kumar, “Codes for distributed storage,” *Foundations and Trends in Communications and Information Theory*, vol. 19, pp. 547–813, 2022.
- [27] K. V. Rashmi, N. B. Shah, and P. V. Kumar, “Optimal exact-regenerating codes for distributed storage at the MSR and MBR points via a product-matrix construction,” *IEEE Trans. Inf. Theory*, vol. 57, no. 8, pp. 5227–5239, 2011.
- [28] K. V. Rashmi, N. B. Shah, K. Ramchandran, and P. V. Kumar, “Regenerating codes for errors and erasures in distributed storage,” in *Proc. IEEE International Symposium on Information Theory, Cambridge, MA, USA*, 2012, pp. 1202–1206.
- [29] N. B. Shah, K. V. Rashmi, P. V. Kumar, and K. Ramchandran, “Distributed storage codes with repair-by-transfer and nonachievability of interior points on the storage-bandwidth tradeoff,” *IEEE Trans. Inf. Theory*, vol. 58, no. 3, pp. 1837–1852, 2012.
- [30] N. Silberstein, A. S. Rawat, and S. Vishwanath, “Error-correcting regenerating and locally repairable codes via rank-metric codes,” *IEEE Trans. Inform. Theory*, vol. 61, no. 11, pp. 5765–5778, 2015.
- [31] J. Y. Sohn, B. Choi, S. W. Yoon, and J. Moon, “Capacity of clustered distributed storage,” *IEEE Trans. Inf. Theory*, vol. 65, no. 1, pp. 81–107, 2019.

- [32] J. Wang and Z. Chen, "Rack-aware minimum-storage regenerating codes with optimal access," *arXiv preprint arXiv:2304.08747*, 2023.
- [33] J. Wang, D. Zheng, S. Li, and X. Tang, "Rack-aware MSR codes with error correction capability for multiple erasure tolerance," *IEEE Transactions on Information Theory*, vol. 69, no. 10, pp. 6428–6442, 2023.
- [34] J. Wang, Y. Luo, and K. W. Shum, "Storage and repair bandwidth tradeoff for heterogeneous cluster distributed storage systems," *Science China Information Sciences*, vol. 63, pp. 1–15, 2020.
- [35] Y. Wang, D. Wei, X. Yin, and X. Wang, "Heterogeneity-aware data regeneration in distributed storage systems," in *IEEE INFOCOM 2014-IEEE Conference on Computer Communications*. IEEE, 2014, pp. 1878–1886.
- [36] S. Yang, A. Hareedy, R. Calderbank, and L. Dolecek, "Hierarchical coding for cloud storage: Topology-adaptivity, scalability, and flexibility," *IEEE Transactions on Information Theory*, vol. 68, no. 6, pp. 3657–3680, 2022.
- [37] M. Ye and A. Barg, "Explicit constructions of optimal-access MDS codes with nearly optimal sub-packetization," *IEEE Trans. Inf. Theory*, vol. 63, no. 10, pp. 6307–6317, 2017.
- [38] R. W. Yeung and N. Cai, "Network error correction, Part I: Basic concepts and upper bounds," *Communications in Information and Systems*, vol. 6, no. 1, pp. 19 – 35, 2006.
- [39] R. W. Yeung, S.-Y. R. Li, N. Cai, and Z. Zhang, "Network coding theory Part I: Single source," *Foundations and Trends® in Communications and Information Theory*, vol. 2, no. 4, pp. 241–329, 2006.
- [40] Q. Yu, K. W. Shum, and C. W. Sung, "Tradeoff between storage cost and repair cost in heterogeneous distributed storage systems," *Transactions on Emerging Telecommunications Technologies*, vol. 26, no. 10, pp. 1201–1211, 2015.
- [41] H. Zhang, H. Li, and S.-Y. R. Li, "Repair tree: fast repair for single failure in erasure-coded distributed storage systems," *IEEE Transactions on Parallel and Distributed Systems*, vol. 28, no. 6, pp. 1728–1739, 2016.