



A Possible Additional Formation Pathway for the Interstellar Diatomic SiS

RYAN C. FORTENBERRY ¹ AND BRETT A. MCGUIRE ²

¹*Department of Chemistry & Biochemistry, University of Mississippi,
University, Mississippi, 38677, United States*

²*Department of Chemistry, Massachusetts Institute of Technology,
Cambridge, Massachusetts, 02139, United States*

(Dated: May 21, 2024)

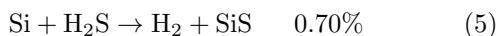
ABSTRACT

The formation of silicon monosulfide (SiS) in space appears to be a difficult process, but the present work is showing that a previously excluded pathway may contribute to its astronomical abundance. Reaction of the radicals SH + SiH produces SiS with a submerged transition state and generates a stabilizing H₂ molecule as a product to dissipate the kinetic energy. Such is a textbook chemical reaction for favorable gas-phase chemistry. While previously proposed mechanisms reacting atomic sulfur and silicon with SiH, SH, and H₂S will still be major contributors to the production of SiS, an abundance of SiS in certain regions could be a marker for the presence of SiH where it has previously been unobserved. These quantum chemically-computed reaction profiles imply that the silicon-chalcogen chemistry of molecular clouds, shocked regions, or protoplanetary disks may be richer than previously thought. Quantum chemical spectral data for the intermediate *cis*- and *trans*-HSiSH are also provided in order to aid in their potential spectroscopic characterization.

Keywords: Astrochemistry (75) — Interdisciplinary astronomy (804) — Neutral-neutral reactions (2265) — Quantum-chemical Calculations (2232)

1. INTRODUCTION

Silicon monosulfide (SiS) has been observed in a variety of astronomical environments since it was first observed in the circumstellar environment of the evolved carbon star IRC+10216 in 1975 (Morris et al. 1975). Currently, SiS is believed to be created from the following set of reactions with their percent contributions given for SiS formation over $t = 1 \times 10^3$ yr assuming a molecular cloud with $T = 10$ K, $n(\text{H}_2) = 2 \times 10^4$ cm⁻³ and a cosmic ray ionisation rate of 1.3×10^{-17} s⁻¹ (Mendoza et al. 2024):



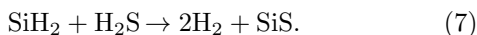
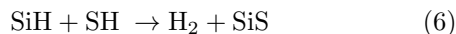
The above reactions are built upon a large body of work from several theoretical and experimental groups (Willacy & Cherchneff 1998; Paiva et al. 2018; Lai et al. 2001; Doddipatla et al. 2021). The last of these above

contributions to the formation of SiS (Reaction 5) shows that even minor contributors can have a role to play in the overall chemical modeling for any potential reaction mechanism. While other mechanisms have been suggested (Rosi et al. 2018; Zanchet et al. 2018; Campanha et al. 2022), the above have risen to the top as the most viable mechanisms for current models that are in line with current observations of SiS (Mendoza et al. 2024). However, other reactions could still be present as contributions to SiS abundance, and these have exciting correlations with currently hypothesized but as-of-yet undetected molecules.

Recent work has shown that isolated molecule reaction pathways starting from water and metal hydrides can lead to both simple, diatomic metal oxides as well as larger clusters of inorganic oxides (Grosselin & Fortenberry 2022; Flint & Fortenberry 2023; Firth et al. 2024); a similar case is also present for aluminum hydride plus ammonia (Palmer & Fortenberry 2024). These reactions exhibit barrierless entrance intermediates, showcase submerged reaction barriers, and generate ubiquitous H₂ as a stabilizing leaving group. Such molecular behavior al-

lows for the question as to whether or not silicon may perform in a related fashion in the same way as its periodic table third-row mates aluminum and magnesium will. Additionally, the question is also open if hydrogen sulfide or SH can replace water or the hydroxyl radical in similar reactions. AlO can form from AlH + OH (Firth et al. 2024), and such leads to the suggestion that radical-radical reactions extrapolated to SiH + SH may proceed to SiS.

Hence, the present discussion will examine the reactions of silicon and sulfur hydrides and dihydrides with one another in order to explore additional means for formation of SiS beyond those reactions with atomic species:



Again, H₂S is known in astronomical regions (Thaddeus et al. 1972) as is the SH radical (Neufeld et al. 2012). The SiH radical has been observed in the Sun (Wöhl 1971) implying that it could be present elsewhere (Yurchenko et al. 2017). While clues have been given to show that SiH may be present in the ISM (Schilke et al. 1997), conclusive detection has yet to be reported (McGuire 2022). However, if this molecule contributes to the formation of the known SiS molecule, renewed attempts for detection of silicon monohydride are warranted. SiH₂, however, has yet to be observed despite searches for it (Avery et al. 1994), but its inclusion is retained herein in order to see what, if any, role it could play in the formation of SiS. Regardless, a more expansive set of possibilities will be generated for the creation of SiS.

2. COMPUTATIONAL DETAILS

All minima are optimized and real harmonic frequencies confirmed with coupled cluster theory (Crawford & Schaefer III 2000; Shavitt & Bartlett 2009) at the singles, doubles, and perturbative triples level (Raghavachari et al. 1989) under the F12 explicitly correlated framework (Adler et al. 2007; Knizia et al. 2009) with a correlation consistent triple- ζ basis set (Dunning 1989; Peterson et al. 2008) giving the CCSD(T)-F12b/cc-pVTZ-F12 (or just F12-TZ) level of theory within the MOLPRO2022.1 quantum chemistry program (Werner et al. 2022, 2012). Transition states are optimized at the B3LYP/aug-cc-pVTZ level within Gaussian16 (Becke 1993; Yang et al. 1986; Lee et al. 1988; Frisch et al. 2016), but F12-TZ single point energies are computed at these geometries to provide consistent energetic profiles and to address any potential pitfalls in energy B3LYP could generate. All relative

energies are computed including harmonic zero-point energy corrections from the optimized geometries and the corresponding level of theory.

The spectral data for the *trans*- and *cis*-HSiSH conformers are provided herein. These are computed from the so-called F12-TcCR (Watrous et al. 2021) quartic force field (QFF). The QFF is a fourth-order Taylor series expansion of the internuclear Hamiltonian and has been discussed in detail for its relevance for astrochemical spectroscopic reference data (Fortenberry & Lee 2019, 2022; Fortenberry 2024). The energy surface defining the QFF is comprised of F12-TZ energies inclusive of core electron correlation as well as canonical CCSD(T) with Douglas-Kroll scalar relativity included. The QFFs are computed via normal coordinates in an automated fashion and fed through an updated second-order vibrational perturbation theory (VPT2) code (Watson 1977; Mills 1972; Papousek & Aliev 1982) written in RUST called PBQFF (Westbrook & Fortenberry 2023) built upon the existing SPECTRO code (Gaw et al. 1991).

3. RESULTS & DISCUSSION

3.1. SiS Formation

The additionally suggested formation pathways of $^1\Sigma^+$ SiS are shown in Fig. 1. First of all, the new reaction of SH + SiH defines the zero of energy here for these starting materials. The association of these two molecules can proceed to either a *trans*- or *cis*-HSiSH intermediate. If the lower-energy *trans*-HSiSH (-88.7 kcal mol⁻¹) conformer is formed first, it can isomerize into the *cis* over a submerged and relatively small barrier. Once the two hydrogen atoms are on the same side of the molecule, they can associate into a transition state (TS2) at -57.2 kcal mol⁻¹ below the starting materials where the H-H bond forms. This is nearly identical to the behavior noted for aluminum/magnesium hydrides plus water/OH and in corroboration, in part, with Lai et al. (2001). At this point, the hydrogen molecule leaves producing SiS at -93.8 kcal mol⁻¹ below the starting materials, and the expulsion of the hydrogen molecule will stabilize the system as it can dissipate the excess energy kinetically. Such a reaction profile, especially from the SH + SiH starting materials through *cis*-HSiSH has one barrier to overcome that is well-submerged below the starting materials and follows a similar pattern as that suggested for formation of the known ethynyl cyclopropenylidene (Cernicharo, J. et al. 2021; Fortenberry 2021). The climb from the *cis*-HSiSH minimum intermediate to TS2 is 29.1 kcal mol⁻¹, but this would benefit from the -86.3 kcal mol⁻¹ energy gained in the association in the first place likely rendering such an up-hill pathway from *cis*-HSiSH to TS2 moot.

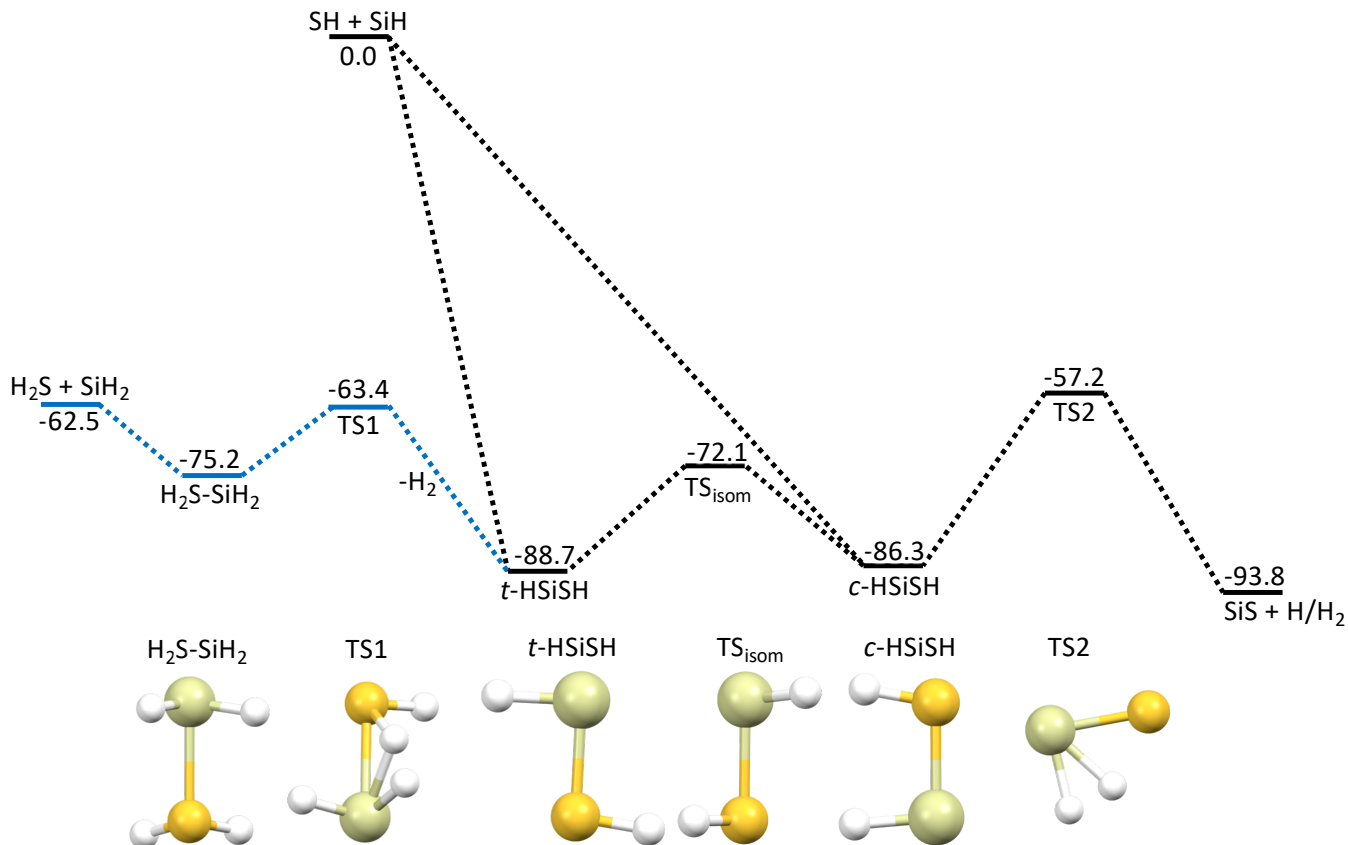


Figure 1. The F12-TZ reaction pathway for the formation of SiS from SiHH + SH and SiH₂ + H₂S. All energies are in kcal mol⁻¹. Molecular structures are given at the bottom with H=white, S=Yellow, & Si=Orange.

Additionally, Fig. 1 also explores the reaction of H₂S with SiH₂ in spite of the lack of SiH₂ observation. While this process forms a stable intermediate (H₂S-SiH₂) resulting from a dative bond between a lone pair on the sulfur and the empty *p* orbital on the silicon as shown in related work (Grosselin & Fortenberry 2022; Flint & Fortenberry 2023; Palmer & Fortenberry 2024; Firth et al. 2024), the creation of TS1 where an H₂ molecule is prepared for departure from the system is barely exothermic lying -0.9 kcal mol⁻¹ below the pair of dihydride starting materials. While this would once more produce H₂, the effective “solvent of the universe” (Woon 2023; Fortenberry 2024), the barrier is likely too close to the reactants for any population to traverse this saddle. However, shocks, disks, or regions with effective temperatures at or above 100 K could begin to see some population of H₂ and *trans*-HSiSH form in this manner, but, again, this would require enough SiH₂ to be on hand in the first place likely reducing the role that this reaction would play. If H₂S + SiH₂ could traverse TS1 and form *trans*-HSiSH, it would initially kick off an H₂ in the process which would dissipate the kinetic energy and stabilize HSiSH. However, TS2 is higher than TS1

implying that at best this reaction would form *trans*-HSiSH and maybe would isomerize to *cis*-HSiSH. It would be highly unlikely to contribute to any formation of SiS.

Finally, the reaction of SiH + H₂S → SiSH + H₂ → SiS + H₂ + H has also been computed in this work but is not shown in Fig. 1. The reason is that while this reaction is net exothermic, the first TS for creation of H₂ in the first step has an energy of -0.8 kcal mol⁻¹ relative to the reactants. Within the accuracies of the approach, this is too close to say that it would confidently be a submerged barrier. Additionally, the breaking of the S-H bond to form the products puts the final energy at only -3.7 kcal/mol, again, not low enough for this to be confidently exothermic. Even if exothermic, such a small value would make this reaction relatively slow and would likely be a minor contributor to formation of SiS at best.

3.2. Spectral Characterization of *trans*- and *cis*-HSiSH

While the lifetimes of the HSiSH intermediates will likely be too short for astrophysical observation stemming from the reaction of SiH + SH, they are the prod-

Table 1. Harmonic (ω) and Anharmonic (ν) Vibrational Frequencies (in cm^{-1}), Intensities (f in parentheses; in km/mol)^a, Dipole Moments (D), and Rotational Spectroscopic Data (in cm^{-1}) for *trans*- and *cis*-HSiSH from the F12-TcCR QFF.

	<i>trans</i> -HSiSH	<i>cis</i> -HSiSH
ω_1 (a')	2700.1 (1)	2713.6 (1)
ω_2 (a')	2070.1 (232)	2066.8 (245)
ω_3 (a')	920.6 (35)	813.7 (54)
ω_4 (a')	637.1 (17)	666.2 (8)
ω_5 (a'')	633.1 (1)	541.9 (15)
ω_6 (a')	526.4 (43)	516.6 (51)
ν_1 (a')	2586.4 (1)	2600.2 (1)
ν_2 (a')	1982.1 (234)	1987.8 (249)
ν_3 (a')	896.9 (34)	794.1 (50)
ν_4 (a')	606.5 (17)	651.0 (7)
ν_5 (a'')	615.1 (1)	508.8 (15)
ν_6 (a')	511.8 (43)	499.5 (51)
Zero-point	3691.5	3610.5
A_e	4.293204	4.322487
B_e	0.243442	0.239242
C_e	0.230379	0.226694
A_0	4.259478	4.299109
B_0	0.242050	0.238045
C_0	0.228762	0.225278
Δ_J ($\times 10^{-6}$)	0.186	0.182
Δ_K ($\times 10^{-6}$)	65.255	69.300
Δ_{JK} ($\times 10^{-6}$)	2.125	3.065
δ_J ($\times 10^{-6}$)	0.010	0.009
δ_K ($\times 10^{-6}$)	1.464	1.783
Φ_J ($\times 10^{-14}$)	-6.772	-9.574
Φ_K ($\times 10^{-7}$)	-3.171	-1.141
Φ_{JK} ($\times 10^{-7}$)	-1.579	-0.761
Φ_{KJ} ($\times 10^{-7}$)	5.318	2.588
ϕ_J ($\times 10^{-14}$)	15.576	13.870
ϕ_{JK} ($\times 10^{-7}$)	17.405	12.703
ϕ_K ($\times 10^{-7}$)	479.536	390.488
μ	0.59	1.04

^aComputed at the B3LYP/aug-cc-pVTZ level.

ucts of $\text{SiH}_2 + \text{H}_2\text{S}$. Hence, the presence of either form of HSiSH could indicate some abundance of SiH_2 . Even so, high-resolution laboratory experiments could be able to observe *cis*- or *trans*-HSiSH during its brief epochs of existence in either reaction.

As such and in order to aid in potential observation or laboratory characterization of any reaction pathway leading to SiS as described in Fig. 1, detectable spectral features must be provided for the molecular species involved. Notably, this includes *trans*- and *cis*-HSiSH (Table 1) which have not been analyzed in significant

detail, yet, in the literature unlike their H_2SiS isomer (McCarthy et al. 2011). Both conformers are rotationally active, but their dipole moments are not so large as to indicate that they would immediately be targets of radioastronomical searches. The *trans* conformer dipole moment of 0.59 D is lower than the *cis* at 1.04 D implying that the higher-energy *cis* conformer would be more observable akin to recent observations of carbonic acid (Sanz-Novo et al. 2023). Neither conformer has any contribution to the dipole moment from the coordinate largely defined from the vector of the Si–S bond; all of the dipole moment vector effectively is perpendicular to it. Both conformers have very similar rotational constants owing to the fact that both are dominated by the much more massive Si and S atoms regardless of the orientation of the much smaller hydrogen atoms. Case in point, both conformers are near prolate with $k = -0.99$ for each. The full set of principal (A_0 , B_0 , & C_0), quartic (Δ/δ), and sextic (Φ/ϕ) rotational constants are given in Table 1.

This similarity is continued in the fundamental vibrational frequencies also given in Table 1. The S-H and Si-H stretches (ν_1 & ν_2 , respectively) are within 15 cm^{-1} or less of one another between isomers, and ν_4 & ν_6 differ between isomers by a little more. However, ν_3 & ν_5 are more than 100 cm^{-1} apart between isomers. These last two modes correspond to the “symmetric” bend as well as the out-of-plane bend, respectively. While not totally “symmetric,” the normal mode coordinates for ν_3 show both hydrogen-terminated bond angles changing simultaneously. Even though this is a free motion in the *trans*-HSiSH isomer, the two hydrogen atoms hinder one another significantly in the *cis* form explaining the reduction in frequency therein. This is also present in the ν_5 a'' frequency where the *cis* conformer is more hindered in its rotation.

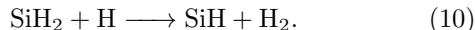
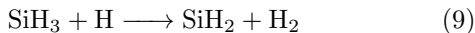
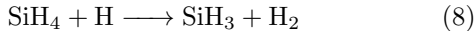
With the launch of *JWST*, the IR features of such molecules may become notable for observation, the ν_2 Si-H stretch most notably for these conformers of HSiSH. This intensity of $\sim 240 \text{ km mol}^{-1}$ is more than three times the antisymmetric stretch in water giving it a large transition dipole making it potentially observable even if interstellar lifetimes of HSiSH in either conformer are relatively short. These frequencies correspond to $\sim 5.05 \mu\text{m}$ right at the edge of what *JWST*’s NIRSPEC instrument can observe, but first-look spectra indicate features in this region and slightly beyond (Boersma et al. 2023) that are present in *JWST* observations. In using IR spectra to distinguish conformers most likely to be created in the laboratory, the ν_3 frequencies would be the best option, again, due to their separation, but also because they have notable intensi-

ties, in line with what would be expected for IR features of organic molecules.

3.3. Astrochemical Implications

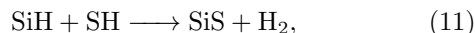
While SiS is not a rare interstellar species, it is certainly not widely observed and has, thus far, primarily been identified in evolved stars (e.g. IRC+10216; [Gong et al. 2017](#)). This diatomic molecule is seen in a small selection of other locations, including massive protostars (e.g. Orion Src I; [Wright et al. 2020](#)), shock-associated molecular outflows in a few star-forming regions and protostellar sources (e.g. L1157-B1; [Podio et al. 2017](#)), and very recently in protoplanetary disks, potentially surrounding protoplanets ([Law et al. 2023](#)). SiS emission appears to be associated with shocked regions in these sources. Yet, as pointed out by [Podio et al. \(2017\)](#), the spatial distribution of SiS differs from that of SiO, suggesting different formation pathways. SiO is associated with the strongest shocked regions, while SiS is found offset from these locations.

This may suggest that SiS is formed in a delayed fashion from material not directly generated by the shock, but rather from a second generation of products formed from these. One such second-generation product is SiH, which according to [Schilke et al. \(1997\)](#) can form from the successive dehydrogenation of silane (SiH₄):



Reaction 8 is endothermic by ~ 1400 K, meaning that this can likely only proceed in the very high temperatures of the post-shocked gas. Such high-temperature chemistry, resulting in chemical abundance peaks delayed in time from the shock event itself, has been shown to be viable in chemical shock models ([Burkhardt et al. 2019](#)).

As noted in the introduction, however, the definitive presence of SiH in the interstellar medium or circumstellar environments has yet to be confirmed ([McGuire 2022](#)). A tentative detection of SiH was made toward Orion-KL by [Schilke et al. \(2001\)](#), but further searches for the molecule by [Siebert et al. \(2020\)](#) failed to identify it using SOFIA data. Given the work presented here that shows SiS can be efficiently formed from SiH via Reaction 11



this suggests a straightforward set of observational tests that can be performed to assess the importance of this

pathway. If Reaction 11 is indeed dominant, then it is reasonable to expect we should be able to detect the reactants, SH and SiH, co-located with the SiS emission. Because this is likely to be in relatively compact spatial regions concentrated around shocked gas, interferometric observations are likely mandatory. The molecular outflow in Orion Src I is perhaps best-suited to this task. It is well-observed, and the spatial structure of SiS is well-constrained ([Wright et al. 2020](#)).

4. CONCLUSIONS

An additional pathway to SiS through SH + SiH (Reaction 6) is shown here to have many advantages for gas-phase chemistry: a large exothermicity, submerged barriers, and the formation of H₂ as a leaving group. While Reactions 1 through 5 certainly cannot be discounted for their roles in creation of SiS, this additional pathway may help to further explain SiS abundance in observed regions augmenting recent work ([Mendoza et al. 2024](#)). Reaction 6 (SiH + SH) is dependent upon a high enough population of SiH to be present in regions where SH is also found, but such coupling between SiS abundance and the presence of SiH would give evidence for the existence of the currently undetected SiH diatomic. Hence, if higher abundance of SiS is present, such could imply the presence of SiH if the proposed, additional mechanism for SiS is a contributor. Orion Src I would be a logical target for further examination of the presence of SiH. Regardless, the present work is showing that this additional mechanism (Reaction 6) should be included in reaction networks where SiS is produced.

H₂S + SiH₂ likely will have little-to-no role in the formation of SiS. H₂S + SiH will have even less. Warmer or denser regions could alter this, and the former could lead to HSiSH formation making this a possible molecule for future astronomical detection. Even so, H₂S + SiH₂ still requires the presence of the elusive SiH₂. SiH has been difficult to observe save for the closest of stars. SiH₂ would presumably be moreso. IR and rotational spectral data are also provided for the HSiSH intermediate conformers in order to aid in possible experimental or observational characterization of these molecules and any reaction pathways in which they may participate. Microwave observation would likely favor the *cis* conformer, but both conformers exhibit a large intensity for the Si-H stretch in the 5 μm range.

5. ACKNOWLEDGMENTS

This work is supported by NASA Grant NNH22ZHA004C and by the University of Mississippi's College of Liberal Arts. The Mississippi Center for Supercomputing Research provided the computational

resources for this work and is funded in part by NSF Grant OIA-1757220. RCF would also like to acknowledge Dr. Vincent J. Esposito of the NASA Ames Re-

search Center for useful discussions related to this work. The National Radio Astronomy Observatory is a facility of the National Science Foundation operated under cooperative agreement by Associated Universities, Inc.

REFERENCES

- Adler, T. B., Knizia, G., & Werner, H.-J. 2007, *J. Chem. Phys.*, 127, 221106
- Avery, L. W., Bell, M. B., Cunningham, C. T., et al. 1994, *Astrophys. J.*, 426, 737, doi: [10.1086/174110](https://doi.org/10.1086/174110)
- Becke, A. D. 1993, *J. Chem. Phys.*, 98, 5648
- Boersma, C., Allamandola, L. J., Maragkoudakis, A., et al. 2023, *Astrophys. J.*, 959, 74
- Burkhardt, A. M., Shingledecker, C. N., Gal, R. L., et al. 2019, *The Astrophysical Journal*, 881, 32, doi: [10.3847/1538-4357/ab2be8](https://doi.org/10.3847/1538-4357/ab2be8)
- Campanha, D. R., Mendoza, E., Silva, M. X., et al. 2022, *Monthly Notices of the Royal Astronomical Society*, 515, 369, doi: [10.1093/mnras/stac1647](https://doi.org/10.1093/mnras/stac1647)
- Cernicharo, J., Agúndez, M., Cabezas, C., et al. 2021, *Astron. Astrophys.*, 649, L15
- Crawford, T. D., & Schaefer III, H. F. 2000, in *Reviews in Computational Chemistry*, ed. K. B. Lipkowitz & D. B. Boyd, Vol. 14 (New York: Wiley), 33–136
- Doddipatla, S., Galimova, G. R., Wei, H., et al. 2021, *Science Advances*, 7, eabd4044, doi: [10.1126/sciadv.abd4044](https://doi.org/10.1126/sciadv.abd4044)
- Dunning, T. H. 1989, *J. Chem. Phys.*, 90, 1007
- Firth, R. A., Bell, K. M., & Fortenberry, R. C. 2024, *ACS Earth Space Chem.*
- Flint, A. R., & Fortenberry, R. C. 2023, *ACS Earth Space Chem.*, 7, 2119
- Fortenberry, R. C. 2021, *Astrophys. J.*, 921, 132
- . 2024, *J. Phys. Chem. A*, doi: [10.1021/acs.jpca.3c07601](https://doi.org/10.1021/acs.jpca.3c07601)
- Fortenberry, R. C., & Lee, T. J. 2019, *Ann. Rep. Comput. Chem.*, 15, 173
- . 2022, in *Vibrational Dynamics of Molecules*, ed. J. M. Bowman (Singapore: World Scientific), 235–295
- Frisch, M. J., Trucks, G. W., Schlegel, H. B., et al. 2016, *Gaussian 16 Revision C.01*
- Gaw, J. F., Willets, A., Green, W. H., & Handy, N. C. 1991, in *Advances in Molecular Vibrations and Collision Dynamics*, ed. J. M. Bowman & M. A. Ratner (Greenwich, Connecticut: JAI Press, Inc.), 170–185
- Gong, Y., Henkel, C., Ott, J., et al. 2017, *The Astrophysical Journal*, 843, 54, doi: [10.3847/1538-4357/aa7853](https://doi.org/10.3847/1538-4357/aa7853)
- Grosselin, D., & Fortenberry, R. C. 2022, *ACS Earth Space Chem.*, 6, 18
- Knizia, G., Adler, T. B., & Werner, H.-J. 2009, *J. Chem. Phys.*, 130, 054104
- Lai, C.-H., Su, M.-D., & Chu, S.-Y. 2001, *Int. J. Quantum Chem.*, 82, 14
- Law, C. J., Booth, A. S., & Öberg, K. I. 2023, *The Astrophysical Journal*, 952, L19, doi: [10.3847/2041-8213/acdfd0](https://doi.org/10.3847/2041-8213/acdfd0)
- Lee, C., Yang, W. T., & Parr, R. G. 1988, *Phys. Rev. B.*, 37, 785
- McCarthy, M. C., Gottlieb, C. A., Thaddeus, P., Thorwirth, S., & Gauss, J. 2011, *J. Chem. Phys.*, 134, 034306
- McGuire, B. A. 2022, *The Astrophysical Journal Supplement Series*, 259, 30, doi: [10.3847/1538-4365/ac2a48](https://doi.org/10.3847/1538-4365/ac2a48)
- Mendoza, E., Costa, S. F. M., Carvajal, M., et al. 2024, *New SiS destruction and formation routes via neutral-neutral reactions and their fundamental role in interstellar clouds at low and high metallicity values.* <https://arxiv.org/abs/2404.07406>
- Mills, I. M. 1972, in *Molecular Spectroscopy - Modern Research*, ed. K. N. Rao & C. W. Mathews (New York: Academic Press), 115–140
- Morris, M., Gilmore, W., Palmer, P., Turner, B. E., & Zuckerman, B. 1975, *Astrophys. J.*, 199, L47
- Neufeld, D. A., Falgarone, E., Gerin, M., et al. 2012, *Astron. Astrophys.*, 542, L6
- Paiva, M. A. M., Lefloch, B., & Galvão, B. R. L. 2018, *Monthly Notices of the Royal Astronomical Society*, 481, 1858, doi: [10.1093/mnras/sty2382](https://doi.org/10.1093/mnras/sty2382)
- Palmer, C. Z., & Fortenberry, R. C. 2024, *Astrophys. J.*
- Papousek, D., & Aliev, M. R. 1982, *Molecular Vibration-Rotation Spectra* (Amsterdam: Elsevier)
- Peterson, K. A., Adler, T. B., & Werner, H.-J. 2008, *J. Chem. Phys.*, 128, 084102
- Podio, L., Codella, C., Lefloch, B., et al. 2017, *Monthly Notices of the Royal Astronomical Society: Letters*, 470, L16, doi: [10.1093/mnrasl/slx068](https://doi.org/10.1093/mnrasl/slx068)
- Raghavachari, K., Trucks, G. W., Pople, J. A., & Head-Gordon, M. 1989, *Chem. Phys. Lett.*, 157, 479
- Rosi, M., Mancini, L., Skouteris, D., et al. 2018, *Chemical Physics Letters*, 695, 87, doi: [10.1016/j.cplett.2018.01.053](https://doi.org/10.1016/j.cplett.2018.01.053)
- Sanz-Novo, M., Rivilla, V. M., Jiménez-Serra, I., et al. 2023, *Astrophys. J.*, 950, 3

- Schilke, P., Benford, D. J., Hunter, T. R., Lis, D. C., & Phillips, T. G. 2001, *The Astrophysical Journal Supplement Series*, 132, 281, doi: [10.1086/318951](https://doi.org/10.1086/318951)
- Schilke, P., Walmsley, C. M., Pineau des Forets, G., & Flower, D. R. 1997, *Astronomy and Astrophysics*, 321, 293.
<https://ui.adsabs.harvard.edu/abs/1997A&A...321..293S>
- Shavitt, I., & Bartlett, R. J. 2009, *Many-Body Methods in Chemistry and Physics: MBPT and Coupled-Cluster Theory* (Cambridge: Cambridge University Press)
- Siebert, M. A., Simon, I., Shingledecker, C. N., et al. 2020, *The Astrophysical Journal*, 901, 22, doi: [10.3847/1538-4357/abac0e](https://doi.org/10.3847/1538-4357/abac0e)
- Thaddeus, P., Kutner, M. L., Penzias, A. A., Wilson, R. W., & Jefferts, K. B. 1972, *Astrophys. J.*, 176, L73
- Watrous, A. G., Westbrook, B. R., & Fortenberry, R. C. 2021, *J. Phys. Chem. A*, 125, 10532
- Watson, J. K. G. 1977, in *Vibrational Spectra and Structure*, ed. J. R. Durig (Amsterdam: Elsevier), 1–89
- Werner, H.-J., Knowles, P. J., Knizia, G., Manby, F. R., & Schütz, M. 2012, *WIREs Comput. Mol. Sci.*, 2, 242
- Werner, H.-J., Knowles, P. J., Knizia, G., et al. 2022
- Westbrook, B. R., & Fortenberry, R. C. 2023, *J. Chem. Theory Comput.*, 19, 2606
- Willacy, K., & Cherchneff, I. 1998, *Astronomy and Astrophysics*, 330, 676.
<https://ui.adsabs.harvard.edu/abs/1998A&A...330..676W>
- Wöhl, H. 1971, *Sol. Phys.*, 16, 362, doi: [10.1007/BF00162477](https://doi.org/10.1007/BF00162477)
- Woon, D. E. 2023, *Mon. Not. Royal Astron. Soc.*, 527, 1357, doi: [10.1093/mnras/stad3242](https://doi.org/10.1093/mnras/stad3242)
- Wright, M., Plambeck, R., Hirota, T., et al. 2020, *The Astrophysical Journal*, 889, 155, doi: [10.3847/1538-4357/ab5864](https://doi.org/10.3847/1538-4357/ab5864)
- Yang, W. T., Parr, R. G., & Lee, C. T. 1986, *Phys. Rev. A*, 34, 4586
- Yurchenko, S. N., Sinden, F., Lodi, L., et al. 2017, *Mon. Not. Royal Astron. Soc.*, 473, 5324, doi: [10.1093/mnras/stx2738](https://doi.org/10.1093/mnras/stx2738)
- Zanchet, A., Roncero, O., Agúndez, M., & Cernicharo, J. 2018, *The Astrophysical Journal*, 862, 38, doi: [10.3847/1538-4357/aaccff](https://doi.org/10.3847/1538-4357/aaccff)