

them region $A = 1$ and 2 , respectively. Now, according to Kitaev [12], we introduce the flow of U as

$$\begin{aligned}\mathcal{F}_1(U) &= \sum_{j \in 1, k \in 2} (|U_{jk}|^2 - |U_{kj}|^2) \\ &\equiv \sum_{j \geq 0, k < 0} (U_{kj}^\dagger U_{jk} - U_{jk}^\dagger U_{kj}).\end{aligned}\quad (4)$$

Let us define the projector onto region 1 as $\Pi_1 \equiv \Pi$, where $\Pi_{ij} = \delta_{ij}$ for $i \geq 0$ and $\Pi_{ij} = 0$ otherwise, and the projector onto region 2 as $\Pi_2 \equiv \mathbb{1} - \Pi$. Then, the flow can be written as

$$\begin{aligned}\mathcal{F}_1(U) &= \text{Tr}(\epsilon^{AB} U^\dagger \Pi_A U \Pi_B) = \text{Tr}(U \Pi U - \Pi) \\ &= \text{Tr} U^\dagger [\Pi, U].\end{aligned}\quad (5)$$

When a system has translational invariance, this reduces to Eqs. (A3) and (A5),

$$\mathcal{F}_1(U) = \mathcal{W}_1(U) \equiv \frac{i}{2\pi} \int dq \text{tr} U_q^\dagger \partial_q U_q, \quad (6)$$

where $\mathcal{W}_1(U)$ is the conventional winding number of the unitary matrix U defined in the Fourier space. In the present case of the SSH model, U_q is just a single complex number, so that the trace in Eq. (6) is not necessary. Without translational symmetry, the winding number \mathcal{W}_1 cannot be defined, whereas the flow \mathcal{F}_1 is well-defined.

For an infinite system, two matrices inside Tr in Eq. (5) are infinite dimensional, so that the Tr operation should be carried out after the subtraction of the two matrices. It should be noted that $U^\dagger \Pi U$ is a projector having 0 or 1 eigenvalues. Thus, \mathcal{F}_1 is integer-valued. Moreover, it is manifestly topological, since even if a site in region 1 is assigned to region 2, the flow is invariant as Kitaev showed [12]. While the flow counts the difference of eigenvalue 1 between $U^\dagger \Pi U$ and Π , we can give an alternative formulation which counts the difference of 0's, as presented in Appendix B. This may be a kind of the index theorem.

As proposed by Kitaev, the above trace can be evaluated as if it were for finite dimensional matrices, when one introduces the truncation projector $\Pi^{(L)}$

$$\mathcal{F}_1 = \text{Tr} \Pi^{(L)} U^\dagger \Pi U - \text{Tr} \Pi^{(L)} \Pi, \quad (7)$$

where

$$\Pi_{ij}^{(L)} = \begin{cases} \delta_{ij} & (-L \leq i \leq L-1) \\ 0 & (\text{otherwise}) \end{cases}. \quad (8)$$

This formula may be useful for practical numerical applications, although it spoils the integer nature of \mathcal{F}_1 . Below, let us show some examples.

1. Topological phase

The topological phase of the conventional SSH model ($t_3 = 0$) is adiabatically deformed to the model with

$t_1 = 0$ and $t_2 = 1$ [29]. In this case, Δ is already a unitary matrix without using the singular value decomposition (3), and we find

$$\begin{aligned}U^\dagger \Pi U &= \left(\begin{array}{ccc|ccc} \ddots & & & & & \\ & 0 & & & & \\ & & 0 & & & \\ \hline & & & 1 & & \\ & & & & 1 & \\ & & & & & 1 \\ & & & & & \ddots \end{array} \right) \\ &\equiv \text{diag}(\dots, 0, 0, 0, 1|1, 1, 1, \dots), \\ \Pi &= \text{diag}(\dots, 0, 0, 0|1, 1, 1, \dots),\end{aligned}\quad (9)$$

where the straight lines in the matrix stand for the boundaries separated by $\Pi_{1,2}$. Thus, we have $\mathcal{F}_1 = 1$.

2. Trivial phase

Let us set $t_2 = 0$ and $t_1 = 1$. Then, $\Delta = \mathbb{1}$ is a unitary matrix. In this case, $U^\dagger \Pi U = \Pi$. Thus, we have $\mathcal{F}_1 = 0$.

B. Finite systems with the periodic boundary condition

For numerical calculations, we inevitably use finite systems. With the periodic boundary condition, Δ in Eq. (2) becomes

$$\Delta = \begin{pmatrix} t_1 & & & & t_3 & t_2 \\ t_2 & t_1 & & & & t_3 \\ t_3 & t_2 & t_1 & & & \\ & & & \ddots & & \\ & & & & t_2 & t_1 \\ & & & & t_3 & t_2 & t_1 \\ & & & & & & t_3 & t_2 & t_1 \end{pmatrix}. \quad (10)$$

Let us assume that the number of the unit cells of the SSH model is finite, $2N$. The matrix Δ is then $2N \times 2N$ matrix. Let us separate the sites into two sets $0 \leq j \leq N-1$ and $-N \leq j \leq -1$, called region 1 and 2, respectively, and introduce corresponding projectors $\Pi_1 \equiv \Pi$ and $\Pi_2 \equiv \mathbb{1} - \Pi$, similarly in the infinite system.

1. Topological phase

As in the case of the infinite lattice, the matrix U with winding number 1 is adiabatically deformed into

$$U = \begin{pmatrix} 0 & & & & & & & 1 \\ 1 & 0 & & & & & & \\ & 1 & 0 & & & & & \\ & & & \ddots & & & & \\ & & & & 0 & & & \\ & & & & & 1 & 0 & \\ & & & & & & 1 & 0 \end{pmatrix}. \quad (11)$$

The top right matrix element $U_{-N,N-1} = 1$ is due to the periodic boundary condition. This matrix U is unitary, and we have

$$U^\dagger \Pi U = \text{diag}(0, 0, \dots, 0, 1|1, 1, \dots, 1, 0), \quad (12)$$

The finite size effect is manifest as the matrix element $(U^\dagger \Pi U)_{N-1,N-1} = 0$ (the last 0 in the above): For the infinite 1D chain, the projector Π chooses the space $j \geq 0$ which has only one boundary at $j = 0$, whereas in the periodic chain, the projector gives rise to two boundaries. Therefore, we have $\mathcal{F}_1 = 0$ for the finite size system even for the SSH model in the topological phase. This is also expected from the conventional identity associated with the trace, $\text{Tr} U^\dagger \Pi U = \text{Tr} U U^\dagger \Pi = \text{Tr} \Pi$, holds for finite dimensional matrices. Nevertheless, the truncation projector $\Pi^{(L)}$ in (8) is useful, in practice, even for finite systems. Namely, we have for Eq. (12),

$$\mathcal{F}_1 = \text{Tr} \Pi^{(L)} (U^\dagger \Pi U - \Pi) = 1, \quad (13)$$

where $\Pi^{(L)}$ is defined by Eq. (8), if one chooses L as $1 \leq L \leq N - 1$.

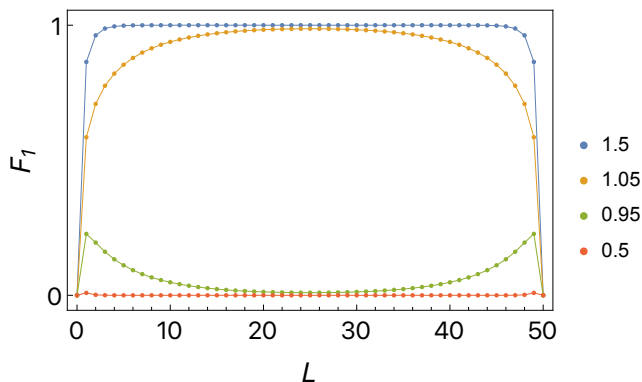


FIG. 1: The flow (13) as a function of the truncation size L for the finite unitary matrix (10) under the periodic boundary condition with $t_2 = 1.5, 1.05, 0.95, 0.5$. The other parameters $t_1 = 1$ and $t_3 = 0$ and the system size $2N = 100$ are fixed. $\mathcal{F}_1 = 0$ at $L = N$ reflects the fact that finite size systems always show the trivial flow without the truncation.

In Fig. 1, we show the flow as a function of the truncation size L near the SSH transition $t_1 = t_2$ ($t_3 = 0$).

It turns out that the flow does not so strongly depend on L , and the size, $L \sim N/2$, may be suitable to reproduce the correct topological transition.

C. Application to the SSH model with disorder

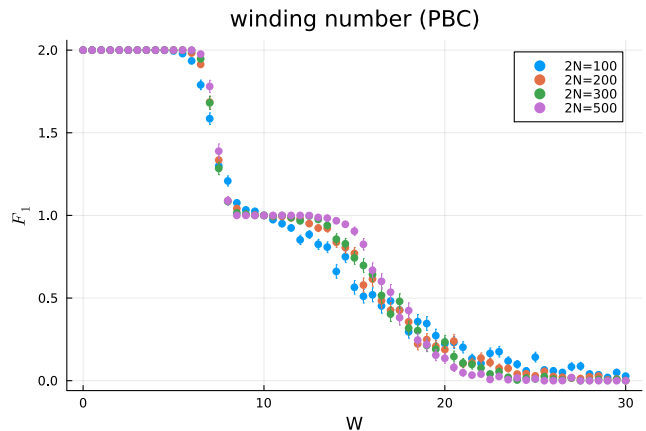


FIG. 2: The flow as a function of the disorder strength W of the generalized SSH model with size $2N = 100, 200, 300$ and 500 averaged over 100 ensembles.

As an example of the calculation of the flow, we examine the generalized SSH model studied in [16, 21], which gives topological transition due to disorder. We set

$$\begin{aligned} t_{1,j} &= 0 + \delta t_{1,j}, \\ t_{2,j} &= 1 + \delta t_{2,j}, \\ t_3 &= -2, \end{aligned} \quad (14)$$

where $\delta t_{1,j} \in [-W/2, W/2]$ and $\delta t_{2,j} \in [-W/4, W/4]$ are random parameters. In Fig. 2, we show the flow \mathcal{F}_1 as a function of the disorder strength for the generalized SSH model. It turns out that the flow can reveal the topological transitions quantitatively, and thus the truncation scheme works around the transition points of dirty systems.

III. FLOW IN THREE DIMENSIONS

The flow introduced by Kitaev is basically for one dimension, but the same idea leads to the Chern number in two dimensions, which is represented by the projectors to the occupied states on a lattice [12]. In this section, we further generalize the flow to three dimensions, and derive the real space winding number on a three dimensional lattice.

A. Winding number

Let U_q be a unitary matrix as a function of the wave vector $q = (q_x, q_y, q_z)$. Then, the winding number of U_q is defined by

$$\mathcal{W}_3(U) = \frac{1}{24\pi^2} \int d^3q \epsilon^{\mu\nu\rho} \text{tr}(U^\dagger \partial_\mu U U^\dagger \partial_\nu U U^\dagger \partial_\rho U), \quad (15)$$

where $\partial_\mu \equiv \partial_{q_\mu}$. On a lattice, the site-dependence of the matrix U is generically denoted as U_{jk} , where $j = (j_x, j_y, j_z)$ and k label two sites. In the present case with translational invariance, we assume $U_{jk} = U_{j-k}$. Then, U_{j-k} is related with U_q via the Fourier transformation,

$$U_{j-k} = \int_{-\pi}^{\pi} \frac{d^3q}{(2\pi)^3} e^{iq \cdot (j-k)} U_q. \quad (16)$$

Using Eq. (A5), the winding number (15) can be rewritten in the real space as

$$\mathcal{W}_3(U) = \frac{\pi i}{3} \text{tr}(\epsilon^{\mu\nu\rho} U^\dagger [X_\mu, U] U^\dagger [X_\nu, U] U^\dagger [X_\rho, U]), \quad (17)$$

where $X_{\mu,ij} = i_\mu \delta_{ij}$ is the position operator. Equation (A3) further leads to

$$\begin{aligned} \mathcal{W}_3(U) &= \frac{\pi i}{3} \text{Tr}(\epsilon^{\mu\nu\rho} U^\dagger [\Pi_\mu, U] U^\dagger [\Pi_\nu, U] U^\dagger [\Pi_\rho, U]) \\ &= -\frac{\pi i}{3} \text{Tr}(\epsilon^{\mu\nu\rho} U^\dagger \Pi_\mu U \Pi_\nu U^\dagger \Pi_\rho U) \\ &\equiv -\frac{\pi i}{3} w_3(U, \Pi_x, \Pi_y, \Pi_z) \end{aligned} \quad (18)$$

where Π_μ is the projector onto the nonnegative μ -direction, $(\Pi_\mu)_{jk} = \delta_{jk}$ for $j_\mu \geq 0$ and $= 0$ otherwise.

B. Flow

Let us separate the three-dimensional lattice spanned by $j = (j_x, j_y, j_z)$ into four regions denoted by $A = 1, 2, 3, 4$ and introduce corresponding projectors Π_A . For example, we can choose each region such that $j_x \geq 0, j_y \geq 0, j_z < 0$ ($A = 1$), $j_x < 0, j_y \geq 0, j_z < 0$ ($A = 2$), $j_x \geq 0, j_y < 0, j_z < 0$ ($A = 3$), and $j_x < 0, j_y < 0, j_z < 0$ ($A = 4$). We assume $\Pi_A \Pi_B = \delta_{AB} \Pi_A$ and $\sum_A \Pi_A = \mathbb{1}$ with $A = 1, 2, 3, 4$, for simplicity. Define the flow by

$$\mathcal{F}_3(U) = -2\pi i \text{Tr}(\epsilon^{ABCD} U^\dagger \Pi_A U \Pi_B U^\dagger \Pi_C U \Pi_D). \quad (19)$$

This may be a generalized definition of the flow (5) to three dimensions. Using $\Pi_4 = 1 - (\Pi_1 + \Pi_2 + \Pi_3)$, we have

$$\begin{aligned} \mathcal{F}_3(U) &= -2\pi i \text{Tr}(\epsilon^{ABC} U^\dagger \Pi_A U \Pi_B U^\dagger \Pi_C U), \\ &\equiv -2\pi i f_3(U, \Pi_1, \Pi_2, \Pi_3) \end{aligned} \quad (20)$$

where A, B, C are restricted to $A, B, C = 1, 2, 3$. What is important here is that any two regions among 1,2,3, and 4 share not only lines but also finite areas around generic contact point of all the regions 1,2,3, and 4. Then, the flow is kept unchanged under the deformation of the regions, as shown in Appendix C. In this sense, we claim that the flow defined above is manifestly topological.

So far we have defined the winding number (18) and the flow (20) in three dimensions. Next, we have to consider the relationship between w_3 and f_3 . The projector Π_x is divided into

$$\Pi_x = \sum_{i,j=\pm} \Pi_{+ij}. \quad (21)$$

where Π_{+++} is the projector onto $j_x \geq 0, j_y \geq 0, j_z \geq 0$, Π_{++-} is the projector onto $j_x \geq 0, j_y \geq 0$, but $j_z < 0$, and so on. Then, we obtain

$$w_3(U, \Pi_x, \Pi_y, \Pi_z) = \sum_{i,j,k,l,m,n=\pm} w_3(U, \Pi_{+ij}, \Pi_{k+l}, \Pi_{mn+}), \quad (22)$$

In this summation, contributions are three kinds, $\pm f_3/2$ and zero. To be concrete, let us assign the vector $v_{ijk} = (i, j, k)^T$ for Π_{ijk} , where \pm in Π_{ijk} mean ± 1 in (i, j, k) , and calculate the determinant $\det(v_{+ij}, v_{k+l}, v_{mn+})$. If it vanishes, corresponding w_3 vanishes. For nonzero determinant, let us define the sign of the determinant, s . Then, we have $w_3(\Pi_{+ij}, \Pi_{k+l}, \Pi_{mn+}) = s f_3/2$. Exceptions are the cases where three regions spanned by three projectors Π_{+ij}, Π_{k+l} , and Π_{mn+} separate the remaining region into two disconnected regions such as Π_{++-}, Π_{-++} , and Π_{+-+} . These are vanishing, even though the determinants are finite. Thus, in the summation above, there are 15 positive-sign terms and 3 negative-sign terms which give finite contributions. We finally reach

$$w_3(U, \Pi_x, \Pi_y, \Pi_z) = 6f_3(U, \Pi_1, \Pi_2, \Pi_3), \quad (23)$$

from which it follows

$$\mathcal{F}_3(U) = \mathcal{W}_3(U). \quad (24)$$

Note that the flow (20) is well-defined in the absence of translational symmetry. As in the case of one dimension, for numerical computations using finite size systems, the flow in three dimensions also vanishes trivially. Nevertheless, as discussed in Sec. II B, the truncation scheme enables to obtain an approximate winding number. Namely,

$$\mathcal{F}_3(U) = -2\pi i \text{Tr}(\epsilon^{ABC} \Pi^{(L)} U^\dagger \Pi_A U \Pi_B U^\dagger \Pi_C U), \quad (25)$$

is useful for numerical computations, where for simplicity, we assume the truncation projector $\Pi^{(L)}$ as

$$\Pi_{ij}^{(L)} = \begin{cases} \delta_{ij} & (-L \leq i_x, i_y, i_z \leq L-1) \\ 0 & \text{(otherwise)} \end{cases}. \quad (26)$$

for a finite lattice system, $-N \leq i_x, i_y, i_z \leq N-1$.

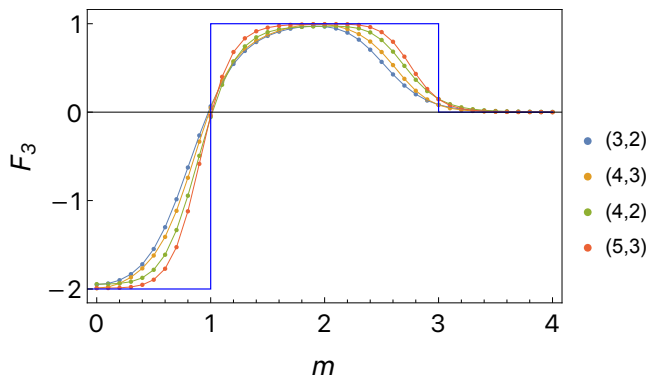


FIG. 3: The flow \mathcal{F}_3 for $(N, L) = (3, 2)$, $(4, 3)$, $(4, 2)$, and $(5, 2)$ systems. The blue straight lines show the exact winding numbers, $\mathcal{W}_3 = -2, 1, 0$ for $|m| < 1$, $1 < |m| < 3$, and $3 < |m|$, respectively, where we have set $t = b = 1$.

C. Application to the Wilson-Dirac model

Recently, Shiozaki examined the Wilson-Dirac operator for his discrete formula of the winding number [27]. Let us compute the flow of the same model to check the validity of Eq. (25). The Wilson-Dirac operator is defined by

$$D = t\sigma^\mu \sin k_\mu - i(m + b \sum_\mu \cos k_\mu) \\ = \frac{t}{2i}\sigma^\mu(\delta_\mu - \delta_\mu^*) - i \left[m + \frac{b}{2} \sum_\mu (\delta_\mu + \delta_\mu^*) \right]. \quad (27)$$

The second line above is the operator represented on the lattice denoted by the forward and backward shift operators to the μ direction, $\delta_\mu f_j = f_{j+\hat{\mu}}$ and $\delta_\mu^* f_j = f_{j-\hat{\mu}}$, where $\hat{\mu}$ is the unit vector toward μ direction.

In Fig. 3, we show numerical results of the flow for the Wilson-Dirac operator (27) unitarized by the use of the singular value decomposition. Contrary to the case of one dimension, the number of lattice sites to each direction are very limited. Nevertheless, it turns out that the exact winding number is qualitatively reproduced as a function of m .

IV. SUMMARY AND DISCUSSIONS

The flow of a unitary matrix introduced by Kitaev is a manifestly topological formulation of the winding number represented on a real lattice. Applying to a disordered model with topological transitions, we showed that the flow is quite useful for numerical computations with a suitable truncation scheme. We also extended the notion of the flow into three dimensions. In such a three dimensional formulation, our formula reproduces a qualitative feature of the winding number for the Wilson-Dirac operator. However, to reveal the quantitative properties,

e.g. a topological transition of a dirty system, requires numerical ingenuity.

Acknowledgments

This work was supported in part by a Grant-in-Aid for Scientific Research (22K03448) from the Japan Society for the Promotion of Science.

Appendix A: Projectors and position operators

Let i denote a site on a lattice. For the time being, we consider the one-dimensional case. Let θ_i be the discrete step function defined by $\theta_i = 1$ for $i \geq 0$ and $\theta_i = 0$ for $i < 0$. Then, the projection operator can be written as $\Pi_{ij} = \theta_i \delta_{ij}$. Let X be the position operator defined by $X_{ij} = i \delta_{ij}$. Let A_{ij} and B_{ij} be matrices which depend on the i and j sites. Then, we have

$$[\Pi, B]_{ij} = (\theta_i - \theta_j) B_{ij} \\ [X, B]_{ij} = (i - j) B_{ij}. \quad (A1)$$

Thus,

$$(A[\Pi, B])_{ij} = \sum_k A_{ik}(\theta_k - \theta_j) B_{kj}, \\ (A[X, B])_{ij} = \sum_k A_{ik}(k - j) B_{kj}. \quad (A2)$$

For a system with translational invariance, we assume $A_{ij} = A_{i-j}$. Let Tr be the trace over the matrix A_{ij} as well as over the site i , i.e., $\text{Tr} A = \sum_i \text{tr} A_{ii}$. Then,

$$\text{Tr}(A[\Pi, B]) = \sum_{i,k} \text{tr} A_{i-k}(\theta_k - \theta_i) B_{k-i} \\ = \sum_{i,k} \text{tr} A_{-k}(\theta_{i+k} - \theta_i) B_k \\ = \sum_k \text{tr} A_{-k} k B_k = \text{tr}(A[X, B]), \quad (A3)$$

where we have used $\sum_i (\theta_{i+j} - \theta_{i+k}) = j - k$. Note that the last equation does not depend on i for translational invariance, as can be seen from Eq. (A2) in the case of $i = j$.

Translational invariance also enables to make the Fourier transformation

$$A_j = \int_{-\pi}^{\pi} \frac{dq}{2\pi} e^{iqj} A_q. \quad (A4)$$

It follows that

$$\text{tr}(A[X, B]) = \frac{i}{2\pi} \int_{-\pi}^{\pi} dq \text{tr} A_q \partial_q B_q. \quad (A5)$$

The above Π - X correspondence (A3) is valid only in the case of the trace of matrices including a single commutator of Π and X . In the three dimensional case, the

winding number has three commutators of X_μ and Π_μ , but they are different directions. Therefore, Eq. (A3) can be applied.

Appendix B: The flow represented by zero modes

Given a unitary matrix, we can define a Hermitian matrix in doubly extended space. In this section, we show that the flow has an intimate relationship with the zero modes of such a Hermitian matrix. It may be a kind of the index theorem.

From a unitary matrix (3), let us define the Hermitian operator (or the SSH-like Hamiltonian but with the projector) as

$$\begin{aligned} H &= \begin{pmatrix} & \Pi U \\ U^\dagger \Pi & \end{pmatrix} \\ &= \begin{pmatrix} \Pi & \\ & \mathbb{1} \end{pmatrix} \begin{pmatrix} & U \\ U^\dagger & \end{pmatrix} \begin{pmatrix} \Pi & \\ & \mathbb{1} \end{pmatrix}. \end{aligned} \quad (\text{B1})$$

For a while, we consider the infinite system in Sec. II B. This operator H has chiral symmetry

$$\Gamma H \Gamma^{-1} = -H, \quad \Gamma \equiv \begin{pmatrix} \mathbb{1} & \\ & -\mathbb{1} \end{pmatrix}, \quad (\text{B2})$$

where $\mathbb{1}$ stands for the identity matrix in the space of U . Note that

$$H^2 = \begin{pmatrix} \Pi & \\ & U^\dagger \Pi U \end{pmatrix}. \quad (\text{B3})$$

Then, the flow (5) can be written by

$$\mathcal{F}_1 = -\widetilde{\text{Tr}} \Gamma H^2, \quad (\text{B4})$$

where $\widetilde{\text{Tr}}$ stands for the trace in the extended space. Using $\widetilde{\text{Tr}} \Gamma = 0$, we have

$$\mathcal{F}_1 = \widetilde{\text{Tr}} \Gamma (1 - H^2). \quad (\text{B5})$$

The operator H has eigenvalues ± 1 and 0. Let φ_n ($n = 1, 2, \dots$) be the wave function of H with eigenvalues 1. Then, because of chiral symmetry, the wave functions with eigenvalue -1 denoted by φ_{-n} can be given by $\varphi_{-n} = \Gamma \varphi_n$ ($n = 1, 2, \dots$). Namely, the ± 1 energy states are always paired. Let φ_{0m} ($m = 1, 2, \dots$) be the wave function of H with eigenvalue 0. Such zero energy states can be chosen as the eigenstates of Γ . Therefore, the zero modes are classified as φ_{0m}^\pm , where $\Gamma \varphi_{0m}^\pm = \pm \varphi_{0m}^\pm$. To be concrete, they are solutions of

$$U^\dagger \Pi \varphi_{0m}^+ = 0, \quad \Pi U \varphi_{0m}^- = 0. \quad (\text{B6})$$

Using the eigenfunctions, the flow can be expressed as

$$\mathcal{F}_1 = \sum_m \varphi_{0m}^\dagger \Gamma \varphi_{0m} = \#(+)-\#(-). \quad (\text{B7})$$

Namely, the flow is just the difference of the numbers of the zero modes of H . However, note that this is just a formal result, since $\#(\pm)$ are respectively infinite. Therefore, some regularization should be needed. Moreover, the flow vanishes for finite systems.

For practical purposes, the truncation scheme mentioned in the text is also useful:

$$\begin{aligned} \mathcal{F}_1 &= \widetilde{\text{Tr}} \Gamma \widetilde{\Pi}^{(L)} (1 - H^2) \\ &= \sum_m \varphi_{0m} \Gamma \widetilde{\Pi}^{(L)} \varphi_{0m} \\ &= \sum_m \varphi_{0m}^+ \widetilde{\Pi}^{(L)} \varphi_{0m}^+ - \sum_m \varphi_{0m}^- \widetilde{\Pi}^{(L)} \varphi_{0m}^-, \end{aligned} \quad (\text{B8})$$

where $\widetilde{\Pi}^{(L)} \equiv \text{diag}(\Pi^{(L)}, \Pi^{(L)})$ stands for the projector $\Pi^{(L)}$ extended to the doubled space of H . This formula is valid for finite systems.

Appendix C: Flow as a topological invariance

We show that the flow in three dimensions is manifestly topological. To this end, let us define a current in three dimensions,

$$f_{i_1 i_2 i_3 i_4} = \epsilon^{abcd} U_{i_a i_b}^\dagger U_{i_b i_c} U_{i_c i_d}^\dagger U_{i_d i_a}, \quad (\text{C1})$$

where i_a ($a = 1, 2, 3, 4$) specifies a site in three dimensions. By definition, $f_{i_1 i_2 i_3 i_4}$ is antisymmetric in all four indices i_a . We first show that the current is conserved at each site,

$$\begin{aligned} &\sum_{i_4} f_{i_1 i_2 i_3 i_4} \\ &= \epsilon^{abc} \left[U_{i_a i_b}^\dagger U_{i_b i_c} U_{i_c i_4}^\dagger U_{i_4 i_a} - U_{i_a i_b}^\dagger U_{i_b i_4} U_{i_4 i_c}^\dagger U_{i_c i_a} \right. \\ &\quad \left. + U_{i_a i_4}^\dagger U_{i_4 i_b} U_{i_b i_c}^\dagger U_{i_c i_a} - U_{i_4 i_a}^\dagger U_{i_a i_b} U_{i_b i_c}^\dagger U_{i_c i_4} \right] \\ &= \epsilon^{abc} \left[U_{i_a i_b}^\dagger U_{i_b i_a} \delta_{i_a i_c} - U_{i_a i_b}^\dagger U_{i_b i_a} \delta_{i_b i_c} \right. \\ &\quad \left. + U_{i_a i_c}^\dagger U_{i_c i_a} \delta_{i_a i_b} - U_{i_b i_a}^\dagger U_{i_a i_b} \delta_{i_a i_c} \right] \\ &= \epsilon^{abc} \delta_{i_a i_c} \left[U_{i_a i_b}^\dagger U_{i_b i_a} + U_{i_b i_a}^\dagger U_{i_a i_b} \right. \\ &\quad \left. - U_{i_a i_b}^\dagger U_{i_b i_a} - U_{i_b i_a}^\dagger U_{i_a i_b} \right] \\ &= 0, \end{aligned} \quad (\text{C2})$$

where a, b, c are restricted to 1, 2, 3. Using the current, we can write the flow \mathcal{F}_3 such that

$$\mathcal{F}_3(U) = 2\pi i \sum_{i_1 \in 1} \sum_{i_2 \in 2} \sum_{i_3 \in 3} \sum_{i_4 \in 4} f_{i_1 i_2 i_3 i_4}, \quad (\text{C3})$$

where 1, 2, 3, 4 stand for the regions in the three dimensional lattice introduced above Eq. (19).

Next, let us show that the flow (C3) is topological, since the flow is invariant even if a site in a region is assigned to another region, implying that the flow does

not depend on the detailed shapes of regions 1,2,3, and 4. Let $i_0 \in 1$ be a site in region 1, and let $1'$ be the set of sites in region 1 except for i_0 , i.e., $1 = i_0 + 1'$. Then,

$$\mathcal{F}_3 = 2\pi i f_{1234} \equiv 2\pi i (f_{1'234} + f_{i_0234}), \quad (\text{C4})$$

where $f_{1ijk} = \sum_{l \in 1} f_{lijk}$, and so on. Let us assign i_0 in region 2. Then, the flow becomes

$$\mathcal{F}'_3 = 2\pi i (f_{1'234} + f_{1'i_034}). \quad (\text{C5})$$

The difference is

$$\begin{aligned} \mathcal{F}_3 - \mathcal{F}'_3 &= 2\pi i (f_{i_0234} - f_{1'i_034}) \\ &= 2\pi i (f_{i_0234} + f_{i_01'34}) \end{aligned} \quad (\text{C6})$$

On the other hand, the conservation of the current (C2)

can be written as

$$f_{1'jkl} + f_{i_0jkl} + f_{2jkl} + f_{3jkl} + f_{4jkl} = 0, \quad (\text{C7})$$

for fixed j, k, l , when $i_0 \in 1$. Sum over $j \in 3$ and $k \in 4$ in the above conservation law yields

$$\begin{aligned} 0 &= f_{1'34l} + f_{i_034l} + f_{234l} + f_{334l} + f_{434l} \\ &= f_{1'34l} + f_{i_034l} + f_{234l}. \end{aligned} \quad (\text{C8})$$

Setting $l = i_0$, we have

$$0 = f_{1'34i_0} + f_{i_034i_0} + f_{234i_0} = f_{1'34i_0} + f_{234i_0} \quad (\text{C9})$$

It follows from Eq. (C6) that $\mathcal{F}_3 = \mathcal{F}'_3$.

-
- [1] M. R. Zirnbauer, *Journal of Mathematical Physics* **37**, 4986 (1996), URL <https://doi.org/10.1063/1.531675>.
- [2] A. Altland and M. R. Zirnbauer, *Physical Review B* **55**, 1142 (1997), URL <http://link.aps.org/doi/10.1103/PhysRevB.55.1142>.
- [3] A. P. Schnyder, S. Ryu, A. Furusaki, and A. W. W. Ludwig, *Physical Review B* **78**, 195125 (2008), URL <http://link.aps.org/doi/10.1103/PhysRevB.78.195125>.
- [4] A. Kitaev (2009), 0901.2686, URL <http://arXiv.org/abs/0901.2686>.
- [5] J. C. Y. Teo and C. L. Kane, *Physical Review B* **82** (2010), URL <http://link.aps.org/doi/10.1103/PhysRevB.82.115120>.
- [6] K. Shiozaki and M. Sato, *Physical Review B* **90**, 165114 (2014), URL <https://link.aps.org/doi/10.1103/PhysRevB.90.165114>.
- [7] P. Delplace, J. B. Marston, and A. Venaille, *Science* **358**, 1075 (2017), URL <https://science.sciencemag.org/content/sci/358/6366/1075.full.pdf>.
- [8] L. Yamauchi, T. Hayata, M. Uwamichi, T. Ozawa, and K. Kawaguchi, *Chirality-driven edge flow and non-hermitian topology in active nematic cells* (2020), 2008.10852.
- [9] Q. Niu, D. Thouless, and Y.-S. Wu, *Physical Review B* **31**, 3372 (1985), URL <http://link.aps.org/doi/10.1103/PhysRevB.31.3372>.
- [10] T. Fukui, Y. Hatsugai, and H. Suzuki, *Journal of the Physical Society of Japan* **74**, 1674 (2005), URL <http://dx.doi.org/10.1143/JPSJ.74.1674>.
- [11] K. Kudo, H. Watanabe, T. Kariyado, and Y. Hatsugai, *Phys. Rev. Lett.* **122**, 146601 (2019), URL <https://link.aps.org/doi/10.1103/PhysRevLett.122.146601>.
- [12] A. Kitaev, *Annals of Physics* **321**, 2 (2006), cond-mat/0506438, URL <http://arXiv.org/abs/cond-mat/0506438>.
- [13] E. Prodan, *Phys. Rev. B* **80**, 125327 (2009), URL <https://link.aps.org/doi/10.1103/PhysRevB.80.125327>.
- [14] E. Prodan, *New Journal of Physics* **12**, 065003 (2010), URL <https://dx.doi.org/10.1088/1367-2630/12/6/065003>.
- [15] R. Bianco and R. Resta, *Phys. Rev. B* **84**, 241106 (2011), URL <https://link.aps.org/doi/10.1103/PhysRevB.84.241106>.
- [16] J. Song and E. Prodan, *Phys. Rev. B* **89**, 224203 (2014), URL <https://link.aps.org/doi/10.1103/PhysRevB.89.224203>.
- [17] M. D. Caio, G. Möller, N. R. Cooper, and M. J. Bhaseen, *Nature Physics* **15**, 257 (2019), URL <https://doi.org/10.1038/s41567-018-0390-7>.
- [18] B. Irsigler, J.-H. Zheng, and W. Hofstetter, *Phys. Rev. A* **100**, 023610 (2019), URL <https://link.aps.org/doi/10.1103/PhysRevA.100.023610>.
- [19] A. Marrazzo and R. Resta, *Phys. Rev. Lett.* **122**, 166602 (2019), URL <https://link.aps.org/doi/10.1103/PhysRevLett.122.166602>.
- [20] U. Gebert, B. Irsigler, and W. Hofstetter, *Phys. Rev. A* **101**, 063606 (2020), URL <https://link.aps.org/doi/10.1103/PhysRevA.101.063606>.
- [21] L. Lin, Y. Ke, and C. Lee, *Phys. Rev. B* **103**, 224208 (2021), URL <https://link.aps.org/doi/10.1103/PhysRevB.103.224208>.
- [22] J. Sykes and R. Barnett, *Phys. Rev. B* **103**, 155134 (2021), URL <https://link.aps.org/doi/10.1103/PhysRevB.103.155134>.
- [23] A. L. C. Hayward, E. Bertok, U. Schneider, and F. Heidrich-Meisner, *Phys. Rev. A* **103**, 043310 (2021), URL <https://link.aps.org/doi/10.1103/PhysRevA.103.043310>.
- [24] J. Zak, *Physical Review Letters* **62**, 2747 (1989), URL <http://link.aps.org/doi/10.1103/PhysRevLett.62.2747>.
- [25] R. D. King-Smith and D. Vanderbilt, *Physical Review B* **47**, 1651 (1993), URL <https://link.aps.org/doi/10.1103/PhysRevB.47.1651>.
- [26] D. Vanderbilt and R. D. King-Smith, *Physical Review B* **48**, 4442 (1993), URL <http://link.aps.org/doi/10.1103/PhysRevB.48.4442>.
- [27] K. Shiozaki, *A discrete formulation for three-dimensional winding number* (2024), 2403.05291.
- [28] W. P. Su, J. R. Schrieffer, and A. J. Heeger, *Physical Review Letters* **42**, 1698 (1979), URL <https://link.aps.org/doi/10.1103/PhysRevLett.42.1698>.
- [29] S. Ryu and Y. Hatsugai, *Physical Review Letters* **89**, 077002 (2002), URL <http://link.aps.org/doi/10.1103/PhysRevLett.89.077002>.

1103/PhysRevLett.89.077002.