

# Quasi-two-dimensional ferromagnetism in the triangular magnet $\text{EuAl}_{12}\text{O}_{19}$

G. Bastien,<sup>1,\*</sup> Q. Courtade,<sup>1</sup> A. Eliáš,<sup>1</sup> T. Haidamak,<sup>1</sup> P. Proschek,<sup>1</sup>  
M. Dušek,<sup>2</sup> J. Priessnitz,<sup>1,3</sup> P. Baláz,<sup>2</sup> and R. H. Colman<sup>1</sup>

<sup>1</sup>*Charles University, Faculty of Mathematics and Physics,  
Department of Condensed Matter Physics, Prague, Czech Republic*

<sup>2</sup>*FZU-Institute of Physics, Czech Academy of Sciences, Na Slovance 2, 182 00 Prague, Czech Republic*

<sup>3</sup>*IT4 Innovations, VŠB - Technical University of Ostrava,  
17. listopadu 2172/15, 708 00 Ostrava-Poruba, Czech Republic*  
(Dated: May 27, 2024)

We report ferromagnetic ordering at  $T_C = 1.3$  K in the quasi-two dimensional magnet  $\text{EuAl}_{12}\text{O}_{19}$  with large spins  $S = 7/2$ . This ferromagnetic state was characterized by magnetization and specific heat measurements and the experimental results were compared with classical Monte Carlo simulations. They reveal a strong single ion anisotropy leading to an uniaxial spontaneous magnetization along the  $c$  axis. Furthermore the application of a magnetic field in the hard magnetization plane  $ab$  reduces the Curie temperature and it reaches zero temperature at a magnetic field of  $\mu_0 H_c \approx 0.5$  T.

## I. INTRODUCTION

Ferromagnetism at the quasi-two-dimensional limit has attracted much attention, since its study in bulk material will support the development of magnetic monolayers with industrial application. Up to now, only a few layered semiconducting or insulating ferromagnets have been reported such as the triangular lattice ferromagnets  $\text{AB}_2\text{M}(\text{VO}_4)_2$  ( $A = \text{Ba}, \text{Sr}, B = \text{Ag}, \text{Na}, M = \text{Co}, \text{Ni}$ ) [1, 2], the honeycomb ferromagnets  $\text{BaFe}_2(\text{PO}_4)_2$  [3],  $\text{CrI}_3$  [4],  $\text{VI}_3$  [5, 6],  $\text{Cr}_2\text{X}_2\text{Te}_2$  ( $X = \text{Si}, \text{Ge}$ ) [7, 8] and the Kagome ferromagnet  $\text{Li}_9\text{Cr}_3(\text{P}_2\text{O}_7)_3(\text{PO}_4)_2$  [9]. The most studied are the honeycomb ferromagnets  $\text{CrI}_3$ ,  $\text{VI}_3$ ,  $\text{Cr}_2\text{X}_2\text{Te}_2$  ( $X = \text{Si}, \text{Ge}$ ), since they are Van der Waals materials, which can be exfoliated down to the single layer limit [10]. In the case of  $\text{CrI}_3$ , it was even shown that the ferromagnetism survives to the monolayer limit [10].

Single crystal magnetic studies have revealed that in most of these layered ferromagnets, a strong single ion anisotropy favors the alignment of magnetic moments along the  $c$  axis i.e. transverse to the layers [2, 4, 11, 12]. This anisotropy is a key ingredient for the stabilization of ferromagnetism down to the single layer limit [7, 11–13]. While ferromagnetic transitions usually evolve rapidly to a crossover under the application of magnetic field, these anisotropic ferromagnets show a slightly different behavior under the application of magnetic field in the hard magnetization plane  $ab$  [14]. Indeed, at a finite field the ferromagnetic transition splits into two distinct regions: a crossover from paramagnetism towards the spin-polarised paramagnetic state; and a separate second order phase transition corresponding to the field-induced reorientation of ferromagnetically ordered magnetic moments towards the direction of the applied field [14–16].

The hexaaluminates with the formula  $\text{LnMAl}_{11}\text{O}_{19}$  ( $\text{Ln} = \text{La-Tb}, M = \text{Mg}, \text{Zn}$ ) are triangular magnets close to the two dimensional limit [17, 18]. They harbor

the magnetoplumbite crystal structure where the magnetic layers are well-separated by non-magnetic spinel blocks [17, 19] (See Fig. 1). They are triangular lattice antiferromagnets and they were proposed as interesting materials for the study of quantum magnetism due to their magnetic frustration [17, 20]. Especially, the compound  $\text{PrZnAl}_{11}\text{O}_{19}$  has recently been proposed as a gapless quantum spin liquid [21].

We consider here the case of the hexaluminate  $\text{EuAl}_{12}\text{O}_{19}$ . While this compound was first reported in 1974 [22], its characterization was focused on its optical properties [22, 23]. The magnetic ion  $\text{Eu}^{2+}$  has the  $4f^7$  configuration, like  $\text{Gd}^{3+}$ , implying a large spin state  $S = 7/2$  and vanishing orbital moment  $L = 0$ . However, the mixture of this spin-only state with non-zero orbital moments multiplets leads to non-vanishing spin-orbit coupling and it evidently confers single ion anisotropy to  $\text{Eu}^{2+}$  [24]. Moreover the mixture of the  $4f$  orbitals with ligand orbitals leads to ferromagnetic interactions in many  $\text{Eu}^{2+}$  based magnets [25, 26].

In this paper we show that  $\text{EuAl}_{12}\text{O}_{19}$  is a triangular lattice ferromagnet close to the two dimensional limit with a low Curie temperature of  $T_C = 1.3$  K. Its ferromagnetic ground state was characterized from magnetization and heat capacity measurements. They revealed a strong single ion anisotropy, which was quantified by modelling the magnetization with classical Monte Carlo simulations. We also draw the temperature-magnetic field phase diagram for magnetic field applied in the basal plane  $ab$  to describe the effect of transverse magnetic fields in the anisotropic ferromagnet  $\text{EuAl}_{12}\text{O}_{19}$ .

## II. EXPERIMENTAL METHODS

Single crystals of  $\text{EuAl}_{12}\text{O}_{19}$  were prepared by optical floating zone crystal growth, within a reducing atmosphere of 5%  $\text{H}_2$  in Ar. Prior to growth, the stoichiometric dried binary oxides were intimately mixed by grinding, hydrostatically pressed into a cylindrical rod, and pre-

\* gael.bastien@matfyz.cuni.cz

reacted by sintering at 1473K in air. The floating zone growth was achieved at translational rate of 3 mm/hr resulting in a dark multi-grain ingot.

Large single crystal grains of several mm length could easily be isolated by cleavage, perpendicular to the crystallographic axis  $c$ . Orientation was confirmed by backscattering Laue diffraction prior to cutting and polishing of rectangular samples with dimensions around 1 mm. These tiny single crystals are brown and transparent indicating that  $\text{EuAl}_{12}\text{O}_{19}$  is a good insulator (Fig.1 c). Their crystal structure at room temperature was determined using a Gemini diffractometer using a conventional sealed X-ray tube with a Mo anode and a graphite monochromator. The data were processed using CrysAlisPro 1.171.43.98a software (Rigaku Oxford Diffraction, 2023), and the structure was solved using Superflip [27] and refined using Jana2020 [28] without any restrictions. The data are characterised by a relatively strong extinction, which was corrected using a Gaussian model.

Magnetization measurements above  $T = 1.8\text{K}$  were performed using the MPMS magnetometer from Quantum design. These measurements were extending down to  $T = 0.5\text{K}$  in the PPMS9 from Quantum design with the standard  $^3\text{He}$  insert using the Hall probe method [29]. A Hall probe was installed in the vicinity of the sample such that the external magnetic field lays very close to the plane of the Hall probe and the magnetic field coming from the magnetization of the sample is approximately transverse to the Hall probe [29]. The background signal and the non linearity of the Hall sensor were taken into account in the data analysis. Then the Hall signal was scaled to the absolute value of the magnetization measured at  $T = 1.8\text{K}$  by the MPMS magnetometer.

Specific heat was measured with the relaxation method using the PPMS9 from Quantum design with the standard  $^3\text{He}$  insert.

### III. EXPERIMENTAL RESULTS

Single crystal diffraction confirms that  $\text{EuAl}_{12}\text{O}_{19}$  crystallizes in the magnetoplumbite structure depicted in Fig. 1 [19, 22]. This hexagonal crystal structure belongs to the space group  $P6_3/mmc$  and it is named after the natural mineral  $\text{PbFe}_{12}\text{O}_{19}$  [19]. The lattice parameters of  $\text{EuAl}_{12}\text{O}_{19}$  are  $a = 5.558\text{\AA}$  and  $c = 21.985\text{\AA}$ . The magnetic ions  $\text{Eu}^{2+}$  forms planar triangular lattices, which are well separated from each other by a spinel block  $S$ . These magnetic sites are connected by a superexchange path via a single oxygen ion. Interestingly this oxygen ion sits at a low symmetry position with an Eu-O-Eu angle of about  $174.2^\circ$  allowing finite Dzyaloshinskii Moriya (DM) interactions with a DM vector along the  $c$  axis. DM interactions are often arising in triangular magnets upon the formation of non-collinear magnetic textures accompanied by small lattice distortions and they play a crucial role for the stabilization of these noncollinear magnetic textures [30, 31]. In the case of

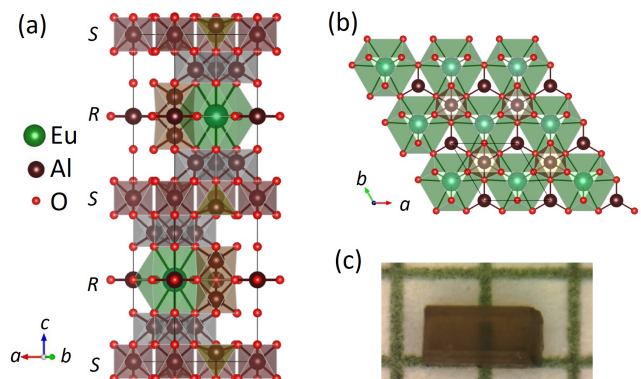


Figure 1. (a) Crystal structure of  $\text{EuAl}_{12}\text{O}_{19}$  view from the reciprocal direction  $b^*$ . (b) view from the  $c$  axis of the R block. Nine unit cells are represented in order to show the triangular lattice of magnetic ion  $\text{Eu}^{2+}$ . (c) Rectangular-shaped single crystal used for magnetization measurements on a millimeter paper.

$\text{EuAl}_{12}\text{O}_{19}$ , DM interactions are allowed by symmetry even in the paramagnetic and ferromagnetic phases.

The x-ray diffraction also revealed significant displacement along the  $c$  axis for the  $\text{Al}^{3+}$  ion located at the center of half of the triangle of  $\text{Eu}^{2+}$  magnetic ions. It implies that this ion sits in a strongly anharmonic potential as previously reported in the non magnetic analogues  $\text{AAl}_{12}\text{O}_{19}$  ( $A = \text{Ca}, \text{Sr}, \text{Pb}$ ) [32–34]. The presence of these electric dipoles might lead to multiferroicity in  $\text{EuAl}_{12}\text{O}_{19}$ , which is beyond the scope of this paper.

The magnetization of  $\text{EuAl}_{12}\text{O}_{19}$  as a function of temperature under the external magnetic field of  $\mu_0 H = 0.1\text{ T}$  is represented in Fig. 2(a). The magnetization along the easy magnetization axis  $c$  increases strongly upon cooling indicating ferromagnetism. On the contrary the magnetization measured with magnetic field applied in the  $ab$  plane undergoes a sharp maximum at the Curie temperature  $T_C = 1.3\text{ K}$ . Such behavior is a common signature of strongly anisotropic ferromagnetism [2, 14, 35, 36]. No splitting were observed between the magnetization measured upon cooling in zero magnetic field and the magnetization measured upon cooling under magnetic field. It shows that the ferromagnetism in  $\text{EuAl}_{12}\text{O}_{19}$  is in the soft limit as usual in quasi-two dimensional magnets [1, 8, 14]

The magnetic susceptibility in the paramagnetic state can be well fitted by the Curie-Weiss law on a large temperature interval  $15\text{ K} < T < 300\text{ K}$  with positive Curie-Weiss temperatures for both magnetic field directions,  $T_{\text{CW}} = 1.0 \pm 0.3\text{ K}$  for  $H//ab$  and  $T_{\text{CW}} = 1.7 \pm 0.3\text{ K}$  for  $H//c$  (Fig.2(b)). It confirms that the magnetic interactions between nearest neighbors are ferromagnetic and it confirms the easy axis magnetic anisotropy. These Curie-Weiss fits give effective moments of  $\mu_{\text{eff}} = 7.9 \pm 0.1\ \mu_{\text{B}}$  for  $H//ab$  and  $\mu_{\text{eff}} = 7.8 \pm 0.1\ \mu_{\text{B}}$  for  $H//c$ . These values are similar to the expected value for a free  $\text{Eu}^{2+}$  ion

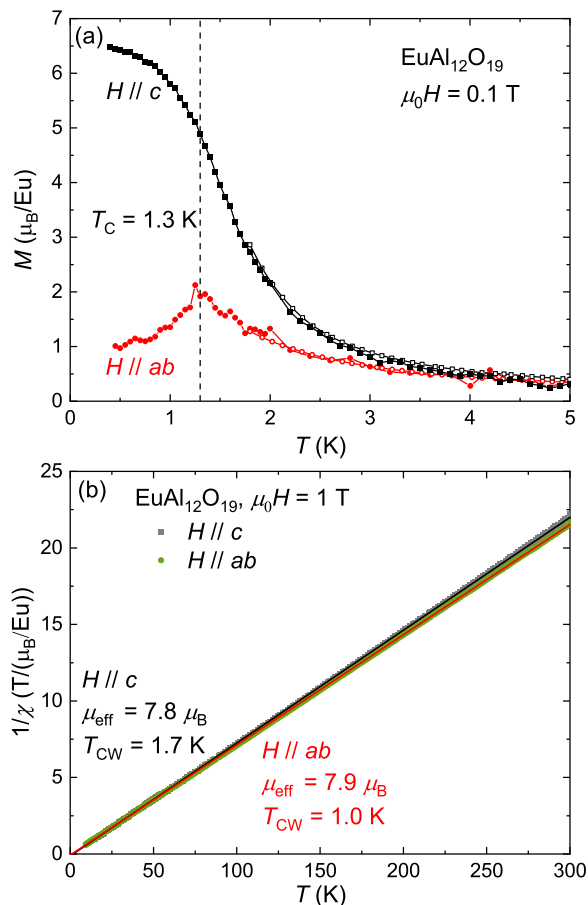


Figure 2. (a) Magnetization of  $\text{EuAl}_{12}\text{O}_{19}$  as a function of temperature under a magnetic field of  $\mu_0 H = 0.1$  T applied both in the  $ab$  plane and along the  $c$  axis. Full and open symbols correspond to data points obtained using the Hall sensor and the MPMS magnetometer, respectively. (b) Inverse magnetic susceptibility  $1/\chi$  of  $\text{EuAl}_{12}\text{O}_{19}$  as a function of temperature extracted from a magnetization measurement under a magnetic field of  $\mu_0 H = 1$  T. The solid lines are Curie-Weiss fits on the temperature interval  $15 \text{ K} < T < 300 \text{ K}$ .

$\mu_{\text{eff}} = 7.94 \mu_{\text{B}}$  confirming that magnetic moments are large spins  $S = 7/2$ .

The measurement of the magnetization in the paramagnetic state indicates a change of magnetic anisotropy upon cooling. Indeed, the room temperature magnetic anisotropy  $\chi_c/\chi_{ab} < 1$  is opposite with respect to the low temperature magnetic anisotropy  $\chi_c/\chi_{ab} > 1$  (Fig. 2(b)). The change of magnetic anisotropy appears also on the field dependence of the magnetization at  $T = 1.8 \text{ K}$  (Fig. 3(a)). While the magnetic susceptibility at  $T = 1.8 \text{ K}$  is larger for magnetic field along the  $c$  axis, the magnetization reaches saturation around  $\mu_0 H = 3 \text{ T}$  with a higher magnetization at saturation for magnetic field applied within the  $ab$  plane than for magnetic field along the  $c$  axis. This change of the magnetic anisotropy with magnetic field and temperature results from an anisotropy of

the  $g$  factor opposed to the anisotropy of the ferromagnetic state. The  $g$  factor can be deduced from the magnetization at the saturation using the relation  $M_{\text{sat}} = gS$ . Using the expected spin value of  $S = 7/2$  we quantify the  $g$  factor anisotropy with  $g_{ab} = 1.96$  and  $g_c = 1.91$ .

The magnetization along the  $c$  axis at  $T = 0.5 \text{ K}$  as a function of external magnetic field harbors a finite slope at low magnetic field without any hysteresis within the resolution of the correction estimate. This behavior defined as soft ferromagnetism is commonly observed in quasi-two-dimensional ferromagnets [2, 9, 12, 14]. The magnetization along the  $c$  axis harbors a change of slope at the external field of  $H^* = 29 \text{ kA/m}$  ( $\mu_0 H^* = 36 \text{ mT}$ ). To confirm that this kink correspond to the achievement of a single magnetic domain, we compared the value of  $H^*$  with the demagnetization field  $H_D = NM_V$ , where  $N$  and  $M_V$  stand for the demagnetization factor and the volumic magnetization, respectively. Since we used rectangular shaped crystals for practical reasons, the demagnetization factor is inhomogeneous [37]. However, the average value of the demagnetization factor can be estimated from the equation in Ref. [38] at  $N_c = 0.17$  implying a demagnetization field of  $H_D = 31 \text{ kA/m}$  at  $H^* = 29 \text{ kA/m}$ . The proximity of the values of  $H^*$  and  $H_D$  confirm that below  $H^*$ , the demagnetization field compensates the external field. As a consequence, the finite slope in the field dependence of the magnetization below  $H^*$  can be ascribed to the continuous evolution of the domain populations under magnetic field. On the contrary under magnetic field applied in the  $ab$  plane, the average demagnetization field  $H_D = NM_V$  ( $N_{ab} = 0.09$ ) remains much weaker than the external field  $H$  implying an absence of ferromagnetic component in this direction. These results show that the ferromagnetism in  $\text{EuAl}_{12}\text{O}_{19}$  is close to the soft limit and uniaxial with magnetic moments pointing along the  $c$  axis.

Magnetization measurements in the basal plane  $ab$  revealed a field induced magnetic transition at  $\mu_0 H_c = 0.4 \text{ T}$  for  $T = 0.5 \text{ K}$  indicated by a maximum of the slope  $dM/dH$ . This transition corresponds to the reorientation of the magnetization from the  $c$  axis toward the direction of the applied magnetic field. The magnetic field  $\mu_0 H_c = 0.4 \text{ T}$  where this transition occurs is relatively high compared to a Curie temperature of  $T_C = 1.3 \text{ K}$ , implying a strong magnetic anisotropy. This strong magnetic anisotropy is an interesting property of  $\text{EuAl}_{12}\text{O}_{19}$  since it is one of the key ingredients for the stabilization of ferromagnetic order at the quasi-two-dimensional limit [13].

For more insights into the magnetic ground state of  $\text{EuAl}_{12}\text{O}_{19}$  and the magnetic field-induced transition for  $H//ab$ , we performed specific heat measurements and  $C_p/T$  as a function of  $T$  is plotted in Fig. 4. In the absence of magnetic fields it shows a clear second order magnetic transition at the Curie temperature at  $T_C = 1.3 \text{ K}$ . The integration of  $C_p/T$  gives a change of magnetic entropy between  $T = 0.4 \text{ K}$  and  $T = 10 \text{ K}$  of about  $16 \text{ J/mol/K}$ . Considering that the peak was not fully in-

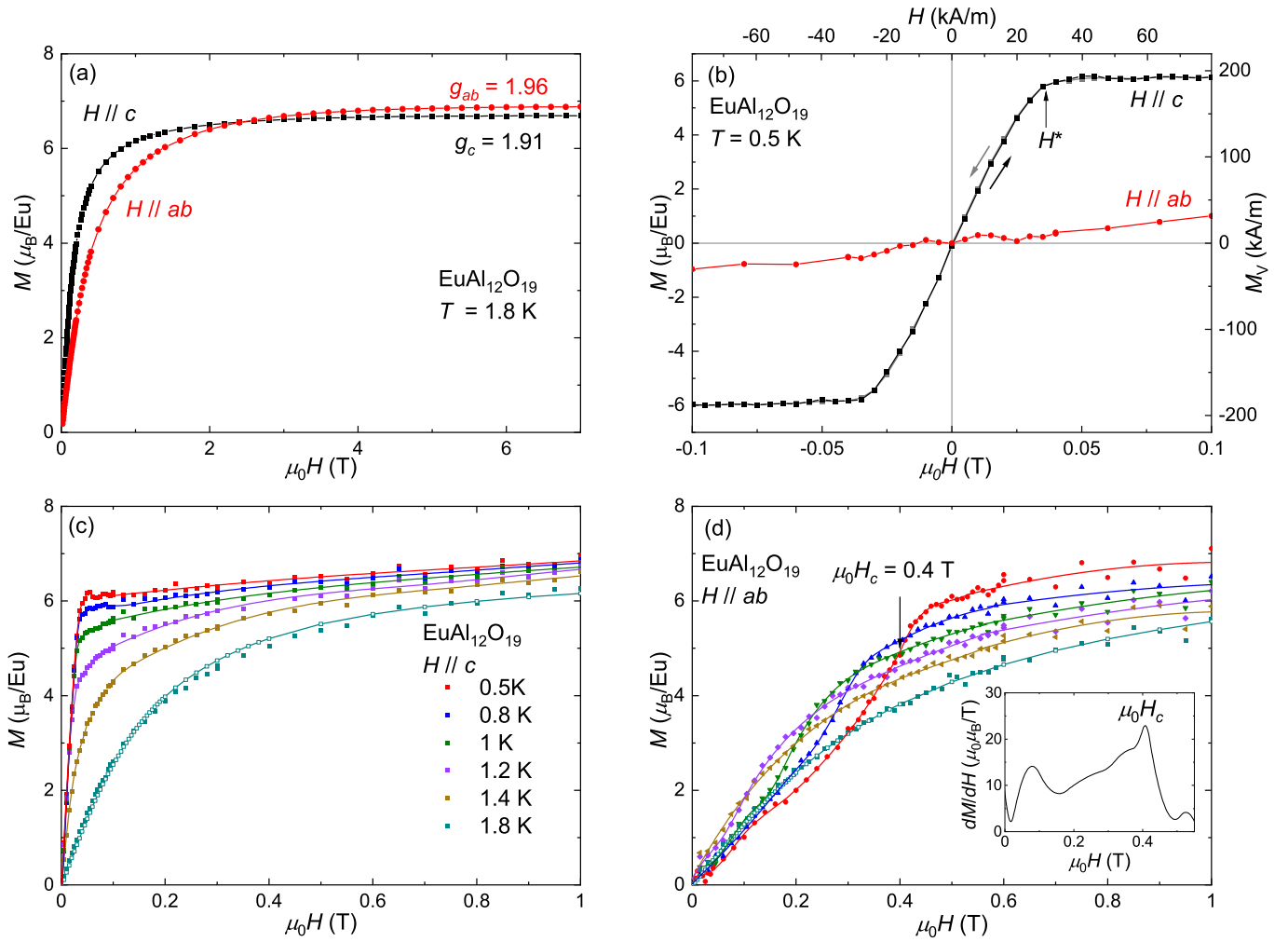


Figure 3. (a) Field dependence of the magnetization of  $\text{EuAl}_{12}\text{O}_{19}$  in the paramagnetic state at  $T = 1.8$  K. The value of the magnetization at saturation give us  $g$ -factor values which are indicated on the graph. (b) Magnetization as a function of external magnetic field  $\mu_0 H$  in  $\text{EuAl}_{12}\text{O}_{19}$  in the ferromagnetic state at  $T = 0.5$  K. No hysteresis in magnetic field is observed. The right axis indicates the magnetization per volume unit. (c-d) Magnetic field dependence of the magnetization under magnetic field applied along the  $c$  axis in (c) and in the  $ab$  plane in (d). Full and open symbols correspond to data points obtained using the Hall sensor and the MPMS magnetometer, respectively. The arrow in (d) indicates the magnetic field  $\mu_0 H_c = 0.4$  T where the magnetic field induced transition occurs for  $T = 0.5$  K. The inset shows the derivative of the magnetization  $dM/dH$  as a function of magnetic field.

tegrated due to absence of data below 0.4 K. This value agrees well with the expectation for a  $S = 7/2$  system of an entropy change of  $\Delta S = R \ln(8) = 17.3$  J/mol/K.

Under magnetic field applied along the easy magnetization axis  $c$  the second order magnetic transition evolves towards a crossover as expected for a ferromagnetic transition. On the contrary, the magnetic transition remains second order under magnetic field applied within the  $ab$  plane at least up to an external magnetic field of  $\mu_0 H = 0.45$  T. It confirms that the field induced magnetic transition observed in the magnetization at  $H_c$  can be interpreted as a field induced magnetic transition from a ferromagnetic state towards the paramagnetic state. This behavior is unusual in ferromagnets [14] and it likely comes from the competition between the strong mag-

netic anisotropy and ferromagnetic interactions. Magnetic field induced second order transitions are usually observed in antiferromagnets so it might also indicate a slight antiferromagnetic component in the  $ab$  plane in addition to the large spontaneous magnetization along the  $c$  axis i.e. a canted ferromagnetic state. At  $\mu_0 H = 0.5$  T  $C_p/T$  increases upon cooling down to the lowest temperature measured,  $T = 0.4$  K, leaving the possibility of a field induced magnetic quantum critical point at this magnetic field. Under a magnetic field of  $\mu_0 H = 0.7$  T or higher,  $C_p/T$  as a function of temperature  $T$  undergoes a broad maximum indicating a continuous evolution from magnetic saturation at  $T = 0$  to a weakly polarized state at high temperature.

The magnetic phase diagram of  $\text{EuAl}_{12}\text{O}_{19}$  under mag-

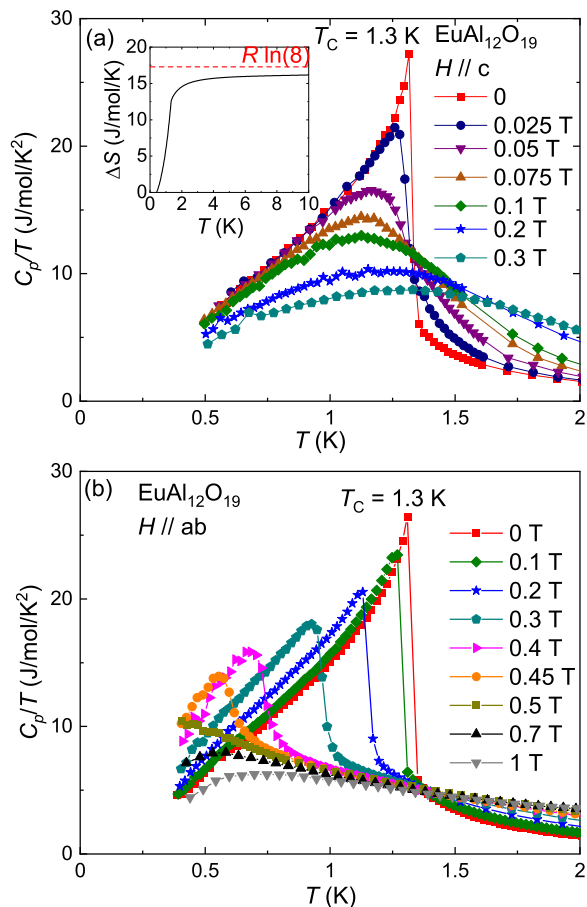


Figure 4. (a) Specific heat of  $\text{EuAl}_{12}\text{O}_{19}$  as a function of magnetic field applied along the  $c$  axis. The average demagnetization factor of the rectangular crystal was estimated at  $N = 0.29$ . The inset shows the entropy variation between 0.4 K and 10 K in absence of external magnetic field. The dashed line indicates the expected entropy change of  $\Delta S = R \ln(8)$ . (b) Same figure for magnetic field applied within the basal plane  $ab$ . The average demagnetization geometrical factor for this field direction was estimated at  $N = 0.30$ .

netic field applied in the  $ab$  plane is represented in Fig. 5. The second order magnetic transition separates the ferromagnetic state from the polarized paramagnetic state. While ferromagnets and polarized paramagnets are often considered as similar phases, they differ in the case  $H//ab$  by the direction of the magnetic moments. Indeed, in the ferromagnetic state the crystal is divided in two domains with positive and negative projection of the magnetization on the  $c$  axis. On the contrary, in the polarized paramagnet the magnetization is aligned with the magnetic field in the  $ab$  plane.

Magnetic transitions induced by a magnetic field transverse to the easy magnetization axis have previously been identified and studied in few other anisotropic ferromagnets [2, 12, 14–16, 39–43]. In the intermetallic ferromagnet URhGe, the magnetic transition evolves into a first

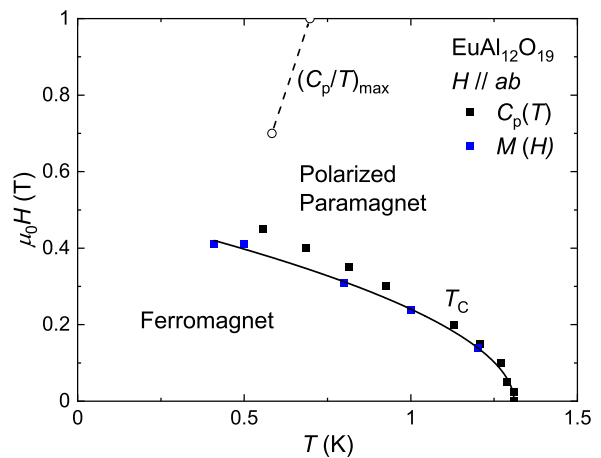


Figure 5. Magnetic field - temperature ( $H-T$ ) phase diagram of  $\text{EuAl}_{12}\text{O}_{19}$  under magnetic field applied within the hard magnetization plane  $ab$ . The solid line indicates the second order phase transition from the ferromagnetic state to the polarized paramagnet. The dashed line indicates the broad maximum observed in the temperature dependence of  $C_p/T$  for  $\mu_0 H > 0.5$  T.

order magnetic transition at a tricritical point [39, 40]. In the the semiconducting ferromagnets  $\text{CrI}_3$ ,  $\text{Cr}_2\text{Si}_2\text{Te}_6$  and  $\text{Cr}_2\text{Ge}_2\text{Te}_6$ , the entropy difference between the ferromagnetic and polarized paramagnetic state gets lower and lower by increasing magnetic field, such that the magnetic transition becomes invisible in specific heat before reaching zero temperature [12, 14, 41]. On the contrary, in  $\text{EuAl}_{12}\text{O}_{19}$  the ferromagnetic transition remains of second order under magnetic fields implying the possible realization of a ferromagnetic quantum critical point. Such field induced ferromagnetic quantum critical point were previously reported in few anisotropic ferromagnets such as the dipolar ferromagnet  $\text{LiHoF}_4$  [42] and the ferromagnetic spin chains  $\text{CoNb}_2\text{O}_6$  [43].

#### IV. MAGNETIC MODEL AND CLASSICAL MONTE CARLO CALCULATIONS

For a quantitative analysis of the magnetic anisotropy of the ferromagnet  $\text{EuAl}_{12}\text{O}_{19}$ , we performed classical Monte Carlo calculations. The magnetism of  $\text{EuAl}_{12}\text{O}_{19}$  was modelled by the following Hamiltonian which includes three anisotropic terms: the single ion anisotropy [24], the dipolar interactions and the DM in-

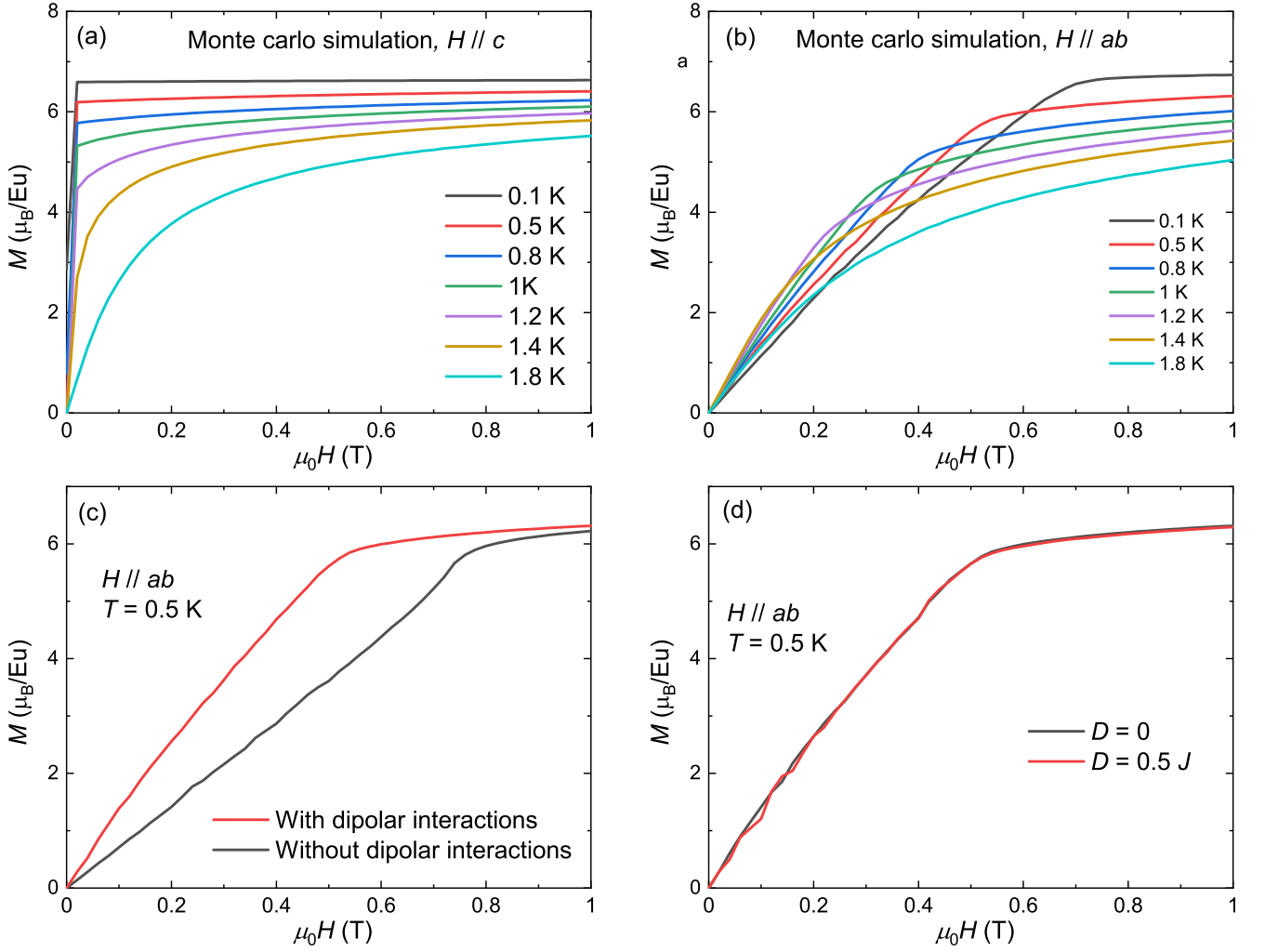


Figure 6. (a-b) Isothermal magnetization along the  $c$  axis in (a) and in the  $ab$  plane in (b) computed by classical Monte Carlo calculations from the Hamiltonian 4 with parameters  $J = 2.8 \mu\text{eV}$  and  $K = 16.7 \mu\text{eV}$ ,  $D = 0$ . These parameter were chosen for a close similarity of the results with experimental data reported in Fig. 3. (c-d) The magnetization in the  $ab$  plane at  $T = 0.5$  K is compared with a calculation performed upon switching off the dipolar interactions in (c) and with a calculation in presence of a strong DM interaction  $D = 0.5J$  in (d).

teractions:

$$H = \sum_{\langle i,j \rangle} JS_i \cdot S_j + H_{si} + H_{dip} + H_{DM} \quad (1)$$

$$H_{si} = - \sum_i K (S_i^z)^2 \quad (2)$$

$$H_{dip} = \frac{\mu_0 g^2 \mu_B^2}{4\pi} \sum_{i < j} \frac{1}{r_{ij}^3} (S_i \cdot S_j - 3(e_{ij} \cdot S_i)(e_{ij} \cdot S_j)) \quad (3)$$

$$H_{DM} = \sum_{\langle i,j \rangle} D_{ij} \cdot (S_i \times S_j) \quad (4)$$

The directions  $\hat{x}$ ,  $\hat{y}$  and  $\hat{z}$  are along the crystallographic and reciprocal axis  $a$ ,  $b^*$  and  $c$ , respectively. In the the dipolar interaction term,  $e_{ij}$  and  $r_{ij}$  stand for the unitary vector from the site  $i$  to the site  $j$  and the distance between the sites  $i$  and  $j$ , respectively. The dipolar interactions are assumed for each pair of spins to take

into account their long range effect. While exchange interactions are only considered between nearest neighbors, dipolar interactions are taken into account for each pair of spins to account for long range dipolar interactions [44]. The presence of a single ion anisotropy in  $4f^7$ -based magnets is made possible by the mixing of the spin-only ground state with multiplets of higher spectral terms [24]. The room temperature crystal structure of  $\text{EuAl}_{12}\text{O}_{19}$  allows only the  $c$  axis component of the DM vector  $D_{ij}$ .

Monte Carlo calculations were conducted with the Metropolis-Hastings algorithm using UppASD code [45]. The  $g$ -factor value was taken from experiments and its slight anisotropy was neglected. The simulation domain consists of  $28 \times 28 \times 7$  unit cells, each containing 2 Eu ions. We used periodic boundary conditions in all three directions. This system size is large enough to accurately

grasp all featured interactions, specifically ensuring that long range effect of the dipolar interaction was accounted for. We validated this by comparing calculated magnetization vs. field dependence for multiple system sizes. The initial spin configuration of each simulation was completely random. The measurement phase consisted of 20,000 Monte Carlo steps, preceded by an initial simulated annealing phase. The initial phase consisted of several temperature steps, gradually decreasing the temperature from  $T_{init}$  to  $T_{fin}$  such that  $T_{i+1} = T_i/1.2$  and  $T_{init} = 3.9 \text{ K} \approx 3 T_C$ . Each temperature step consisted of 1,000 Monte Carlo steps.

The temperature and field dependence of the magnetization obtained with these parameter values and  $D = 0$  is represented in Fig. 6(a-b). Calculated magnetization curves for a large set of values of  $J$  and  $K$  are available on Zenodo [46]. The good agreement with experimental data confirms that a strong single ion anisotropy is needed to explain the observed magnetic anisotropy in  $\text{EuAl}_{12}\text{O}_{19}$ . The single ion anisotropy in  $\text{EuAl}_{12}\text{O}_{19}$  strongly exceeds the strength of the magnetic interaction with  $K/J \approx 6$ . Single ion anisotropy comparable with the magnetic interactions were previously reported in other  $4f^7$  magnets such as the pyrochlore magnets  $\text{Gd}_2\text{M}_2\text{O}_7$  ( $M = \text{Ti, Sn, Ir}$ ) [24, 47, 48] whereas magnetism of other  $4f^7$  magnets such as the Kagome magnet  $\text{Gd}_3\text{Mg}_2\text{Sb}_3\text{O}_{14}$  and the triangular magnet  $\text{KBaGd}(\text{BO}_3)_2$  can well be modelled upon neglecting the single ion anisotropy [49, 50]. In this context, the single ion anisotropy in  $\text{EuAl}_{12}\text{O}_{19}$  appears impressively strong and the microscopic origin of this strong single ion anisotropy is beyond the scope of this work.

The dipolar magnetic interactions between nearest neighbor can be estimated at  $J_{\text{dip}} = \mu_0 g^2 \mu_B^2 / 4\pi a^3 = 1.14 \mu\text{eV}$ , where  $a$  is the unit cell parameter. This value corresponds to a ratio of  $J_{\text{dip}}/J = 0.4$ , thus the dipolar term contributes significantly to the magnetic interaction in  $\text{EuAl}_{12}\text{O}_{19}$ . To test the effect of dipolar magnetic interaction on the magnetic anisotropy, we computed the magnetization in the  $ab$  plane by switching off the dipolar interactions and the results are represented in Fig. 6(c). It results in an enhancement of the magnetic anisotropy proving that the dipolar interactions favor an easy plane anisotropy. However, their effect is strongly overcome by the single ion anisotropy in  $\text{EuAl}_{12}\text{O}_{19}$  with a ratio of  $K/J_{\text{dip}} \approx 15$ , in contrast with the triangular magnet  $\text{KBaGd}(\text{BO}_3)_2$  where dipolar interactions induce an easy plane anisotropy [50].

The calculated magnetization in the  $ab$  plane shows a smooth crossover from the ferromagnetic state towards paramagnetic state in contrast with the measured magnetization in  $\text{EuAl}_{12}\text{O}_{19}$  where a maximum of the slope  $dM/dB$  indicates a second order transition. This second order behavior could come from a slight tilting of the magnetic moments in  $\text{EuAl}_{12}\text{O}_{19}$  implying an antiferromagnetic component. In order to test whether a tilting of the magnetic moments is induced by the DM interactions, we ran a second calculation with strong DM inter-

actions  $D_{ij} = \pm 0.5J\hat{z}$  (Fig. 6(d)). These DM interactions do not induce any tilting of the magnetic moments and they have only a minor effect on the magnetization in  $\text{EuAl}_{12}\text{O}_{19}$ . These results rule out the induction of a small antiferromagnetic component by the DM interaction with a DM vector along the  $c$  axis. This result contrasts with the case of triangular lattice antiferromagnets where weak DM interactions plays an important role for the stabilization of noncollinear magnetic structures [30, 31] or skyrmion lattices [51, 52]. The second order nature of the magnetic field induced transition from ferromagnetism to paramagnetism must be protected by effects which are beyond our Monte Carlo simulations such as quantum magnetic fluctuations or magnetoelastic coupling.

The dipolar interactions between adjacent planes are considered to be the strongest interplane interactions, since the superexchange path between two magnetic sites on different planes would go via at least four oxygen atoms. The dipolar interplane interaction is estimated at  $J_{\text{dip,inter}} = \mu_0 g^2 \mu_B^2 / 4\pi d^3 = 0.13 \mu\text{eV}$  where  $d = 11.46 \text{ \AA}$  is the shortest distance between magnetic sites on different planes. This interplane interaction is more than one order of magnitude weaker than the intraplane interaction confirming the quasi-two-dimensional behavior of the magnetism in  $\text{EuAl}_{12}\text{O}_{19}$ . Considering that the moments orient preferably along the  $c$  axis and the interplane dipolar interaction favor ferromagnetic correlations for this spin component, the interplane dipolar interaction acts to stabilize of the long range ferromagnetic order.

## V. CONCLUSION

We report the discovery of a triangular lattice ferromagnet  $\text{EuAl}_{12}\text{O}_{19}$  with  $T_C = 1.3 \text{ K}$  and a uniaxial spontaneous magnetization along the  $c$  axis. The large magnetic anisotropy of  $\text{EuAl}_{12}\text{O}_{19}$  comes from a strong single ion anisotropy which overcomes the dipolar interactions and stabilizes ferromagnetism close to the two-dimensional limit. Under the application of a magnetic field in the  $ab$  plane, the magnetic transition remains of second order, it shifts to lower temperature and it reaches zero temperature around  $\mu_0 H_c \approx 0.5 \text{ T}$ . Measurements at lower temperatures will be needed to further understand the resulting field induced magnetic criticality and this will be the scope of a future study. The dielectric properties of  $\text{EuAl}_{12}\text{O}_{19}$  will also be discussed in a forthcoming publication.

## ACKNOWLEDGMENTS

We acknowledge funding from the Charles University in Prague within the Primus research program with grant number PRIMUS/22/SCI/016. J.P. acknowledges grant No. 22-35410K by Czech Science Foun-

dition. Crystal growth, structural analysis and magnetic properties measurements were carried out in the MGML (<http://mgml.eu/>), which is supported within the program of Czech Research Infrastructures (project no. LM2023065). Computational resources were pro-

vided by the e-INFRA CZ project (ID:90254), supported by the Ministry of Education, Youth and Sports of the Czech Republic. We acknowledge Vladimir Sechovský, Jan Prokleška, Martin Žonda and Mike Zhitomirsky for insightful discussion.

- 
- [1] A. Möller, N. E. Amunke, P. Daniel, B. Lorenz, C. R. de la Cruz, M. Gooch, and P. C. W. Chu, *AAG<sub>2</sub>M[VO<sub>4</sub>]<sub>2</sub>* ( $A = \text{Ba, Sr}$ ;  $M = \text{Co, Ni}$ ): A series of ferromagnetic insulators, *Phys. Rev. B* **85**, 214422 (2012).
- [2] G. Nakayama, S. Hara, H. Sato, Y. Narumi, and H. Nojiri, Synthesis and magnetic properties of a new series of triangular-lattice magnets,  $\text{Na}_2\text{BaMV}_2\text{O}_8$  ( $M = \text{Ni, Co, and Mn}$ ), *Journal of Physics: Condensed Matter* **25**, 116003 (2013).
- [3] H. Kabbour, R. David, A. Pautrat, H.-J. Koo, M.-H. Whangbo, G. André, and O. Mentré, A genuine two-dimensional ising ferromagnet with magnetically driven re-entrant transition, *Angewandte Chemie International Edition* **51**, 11745 (2012).
- [4] M. A. McGuire, H. Dixit, V. R. Cooper, and B. C. Sales, Coupling of crystal structure and magnetism in the layered, ferromagnetic insulator  $\text{CrI}_3$ , *Chemistry of Materials* **27**, 612 (2015).
- [5] S. Son, M. J. Coak, N. Lee, J. Kim, T. Y. Kim, H. Hamidov, H. Cho, C. Liu, D. M. Jarvis, P. A. C. Brown, J. H. Kim, C.-H. Park, D. I. Khomskii, S. S. Saxena, and J.-G. Park, Bulk properties of the van der Waals hard ferromagnet  $\text{VI}_3$ , *Phys. Rev. B* **99**, 041402 (2019).
- [6] P. Doležal, M. Kratochvílová, V. Holý, P. Čermák, V. Sechovský, M. Dušek, M. Míšek, T. Chakraborty, Y. Noda, S. Son, and J.-G. Park, Crystal structures and phase transitions of the van der Waals ferromagnet  $\text{VI}_3$ , *Phys. Rev. Mater.* **3**, 121401 (2019).
- [7] V. Carteaux, F. Moussa, and M. Spiesser, 2D Ising-like ferromagnetic behaviour for the lamellar  $\text{Cr}_2\text{Si}_2\text{Te}_6$  compound: A neutron scattering investigation, *Europhysics Letters* **29**, 251 (1995).
- [8] G. T. Lin, H. L. Zhuang, X. Luo, B. J. Liu, F. C. Chen, J. Yan, Y. Sun, J. Zhou, W. J. Lu, P. Tong, Z. G. Sheng, Z. Qu, W. H. Song, X. B. Zhu, and Y. P. Sun, Tricritical behavior of the two-dimensional intrinsically ferromagnetic semiconductor  $\text{CrGeTe}_3$ , *Phys. Rev. B* **95**, 245212 (2017).
- [9] A. Magar, S. K. V. Singh, J. Abraham, Y. Senyk, A. Alfonsov, B. Büchner, V. Kataev, A. Tsirlin, and R. Nath, Large Magnetocaloric Effect in the Kagome Ferromagnet  $\text{Li}_9\text{Cr}_3(\text{P}_2\text{O}_7)_3(\text{PO}_4)_2$ , *Phys. Rev. Appl.* **18**, 054076 (2022).
- [10] B. Huang, G. Clark, E. Navarro-Moratalla, D. R. Klein, R. Cheng, K. L. Seyler, D. Zhong, E. Schmidgall, M. A. McGuire, D. H. Cobden, et al., Layer-dependent ferromagnetism in a van der Waals crystal down to the monolayer limit, *Nature* **546**, 270 (2017).
- [11] T. J. Williams, A. A. Aczel, M. D. Lumsden, S. E. Nagler, M. B. Stone, J.-Q. Yan, and D. Mandrus, Magnetic correlations in the quasi-two-dimensional semiconducting ferromagnet  $\text{CrSiTe}_3$ , *Phys. Rev. B* **92**, 144404 (2015).
- [12] Y. Liu and C. Petrovic, Anisotropic magnetic entropy change in  $\text{Cr}_2\text{X}_2\text{Te}_6$  ( $X = \text{Si and Ge}$ ), *Phys. Rev. Mater.* **3**, 014001 (2019).
- [13] N. D. Mermin and H. Wagner, Absence of ferromagnetism or antiferromagnetism in one- or two-dimensional isotropic heisenberg models, *Phys. Rev. Lett.* **17**, 1133 (1966).
- [14] S. Selzer, G. Bastien, A. U. B. Wolter, S. Aswartham, and B. Büchner, Magnetic anisotropy and low-field magnetic phase diagram of the quasi-two-dimensional ferromagnet  $\text{Cr}_2\text{Ge}_2\text{Te}_6$ , *Phys. Rev. B* **101**, 014440 (2020).
- [15] S. Spachmann, S. Selzer, B. Büchner, S. Aswartham, and R. Klingeler, Strong uniaxial pressure dependencies evidencing spin-lattice coupling and spin fluctuations in  $\text{Cr}_2\text{Ge}_2\text{Te}_6$ , *Phys. Rev. B* **107**, 184421 (2023).
- [16] Y. Zhang, Z. Li, J. Zhang, N. Cao, L. Zhang, Y. Li, S. Liu, X. Zhou, Y. Sun, W. Wang, and Y. Chai, Observation of enhanced ferromagnetic spin-spin correlations at a triple point in quasi-two-dimensional magnets, *Phys. Rev. B* **107**, 134417 (2023).
- [17] M. Ashtar, M. Marwat, Y. Gao, Z. Zhang, L. Pi, S. Yuan, and Z. Tian,  $\text{REZnAl}_{11}\text{O}_{19}$  ( $\text{RE} = \text{Pr, Nd, Sm-Tb}$ ): a new family of ideal 2D triangular lattice frustrated magnets, *Journal of Materials Chemistry C* **7**, 10073 (2019).
- [18] M. Ashtar, Y. Gao, C. Wang, Y. Qiu, W. Tong, Y. Zou, X. Zhang, M. Marwat, S. Yuan, and Z. Tian, Synthesis, structure and magnetic properties of rare-earth  $\text{REMgAl}_{11}\text{O}_{19}$  ( $\text{RE} = \text{Pr, Nd}$ ) compounds with two-dimensional triangular lattice, *Journal of Alloys and Compounds* **802**, 146 (2019).
- [19] D. Holtstam and U. Hålenius, Nomenclature of the magnetoplumbite group, *Mineralogical Magazine* **84**, 376 (2020).
- [20] D. Ni and R. J. Cava, Ferrites without iron as potential quantum materials, *Progress in Solid State Chemistry* **66**, 100346 (2022).
- [21] H. Bu, M. Ashtar, T. Shiroka, H. C. Walker, Z. Fu, J. Zhao, J. S. Gardner, G. Chen, Z. Tian, and H. Guo, Gapless triangular-lattice spin-liquid candidate  $\text{PrZnAl}_{11}\text{O}_{19}$ , *Phys. Rev. B* **106**, 134428 (2022).
- [22] J. Versteegen and A. Stevels, The relation between crystal structure and luminescence in  $\beta$ -alumina and magnetoplumbite phases, *Journal of Luminescence* **9**, 406 (1974).
- [23] M.-H. Lee and W.-S. Jung, Synthesis and luminescence spectra of two europium (II) aluminates,  $\text{EuAl}_2\text{O}_4$  and  $\text{EuAl}_{12}\text{O}_{19}$ , *Ceramics International* **42**, 3113 (2016).
- [24] V. N. Glazkov, M. E. Zhitomirsky, A. I. Smirnov, H.-A. Krug von Nidda, A. Loidl, C. Marin, and J.-P. Sanchez, Single-ion anisotropy in the gadolinium pyrochlores studied by electron paramagnetic resonance, *Phys. Rev. B* **72**, 020409 (2005).
- [25] T. McGuire and M. Shafer, Ferromagnetic europium compounds, *Journal of Applied Physics* **35**, 984 (1964).
- [26] J. Kuneš, W. Ku, and W. E. Pickett, Exchange coupling in Eu monochalcogenides from first principles, *Journal of the Physical Society of Japan* **74**, 1408 (2005).



- [27] L. Palatinus and G. Chapuis, SUPERFLIP—a computer program for the solution of crystal structures by charge flipping in arbitrary dimensions, *Journal of Applied Crystallography* **40**, 786 (2007).
- [28] V. Petříček, L. Palatinus, J. Plášil, and M. Dušek, Jana2020—a new version of the crystallographic computing system jana, *Z. Kristallogr* **238**, 271 (2023).
- [29] P. Flanders, A hall sensing magnetometer for measuring magnetization, anisotropy, rotational loss and time effects, *IEEE Transactions on Magnetics* **21**, 1584 (1985).
- [30] M. Kenzelmann, G. Lawes, A. B. Harris, G. Gasparovic, C. Broholm, A. P. Ramirez, G. A. Jorge, M. Jaime, S. Park, Q. Huang, A. Y. Shapiro, and L. A. Demianets, Direct transition from a disordered to a multiferroic phase on a triangular lattice, *Phys. Rev. Lett.* **98**, 267205 (2007).
- [31] H. J. Xiang, E. J. Kan, Y. Zhang, M.-H. Whangbo, and X. G. Gong, General Theory for the Ferroelectric Polarization Induced by Spin-Spiral Order, *Phys. Rev. Lett.* **107**, 157202 (2011).
- [32] K. Kimura, M. Ohgaki, K. Tanaka, H. Morikawa, and F. Marumo, Study of the bipyramidal site in magnetoplumbite-like compounds, SrM<sub>12</sub>O<sub>19</sub> (M = Al, Fe, Ga), *Journal of Solid State Chemistry* **87**, 186 (1990).
- [33] N. Iyi, S. Takekawa, and S. Kimura, Refinement of the structure of lead hexaaluminate (PbAl<sub>12</sub>O<sub>19</sub>), *Journal of Solid State Chemistry* **85**, 318 (1990).
- [34] J. Li, E. A. Medina, J. K. Stalick, A. W. Sleight, and M. Subramanian, Structural studies of CaAl<sub>12</sub>O<sub>19</sub>, SrAl<sub>12</sub>O<sub>19</sub>, La<sub>2/3+δ</sub>Al<sub>12-δ</sub>O<sub>19</sub>, and CaAl<sub>10</sub>NiTiO<sub>19</sub> with the hibonite structure; indications of an unusual type of ferroelectricity, *Zeitschrift für Naturforschung B* **71**, 475 (2016).
- [35] F. Hardy, D. Aoki, C. Meingast, P. Schweiss, P. Burger, H. v. Löhneysen, and J. Flouquet, Transverse and longitudinal magnetic-field responses in the Ising ferromagnets URhGe, UCoGe, and UGe<sub>2</sub>, *Phys. Rev. B* **83**, 195107 (2011).
- [36] V. P. Mineev, Magnetic field dependence of pairing interaction in ferromagnetic superconductors with triplet pairing, *Phys. Rev. B* **83**, 064515 (2011).
- [37] C. Bahl, Estimating the demagnetization factors for regular permanent magnet pieces, *AIP Advances* **11** (2021).
- [38] A. Aharoni, Demagnetizing factors for rectangular ferromagnetic prisms, *Journal of applied physics* **83**, 3432 (1998).
- [39] F. Lévy, I. Sheikin, and A. Huxley, Acute enhancement of the upper critical field for superconductivity approaching a quantum critical point in urhge, *Nature Physics* **3**, 460 (2007).
- [40] A. Gourgout, A. Pourret, G. Knebel, D. Aoki, G. Seyfarth, and J. Flouquet, Collapse of ferromagnetism and fermi surface instability near reentrant superconductivity of urhge, *Physical Review Letters* **117**, 046401 (2016).
- [41] Y. Liu and C. Petrovic, Anisotropic magnetocaloric effect in single crystals of CrI<sub>3</sub>, *Phys. Rev. B* **97**, 174418 (2018).
- [42] D. Bitko, T. F. Rosenbaum, and G. Aeppli, Quantum critical behavior for a model magnet, *Phys. Rev. Lett.* **77**, 940 (1996).
- [43] R. Coldea, D. Tennant, E. Wheeler, E. Wawrzynska, D. Prabhakaran, M. Telling, K. Habicht, P. Smeibidl, and K. Kiefer, Quantum criticality in an Ising chain: experimental evidence for emergent E8 symmetry, *Science* **327**, 177 (2010).
- [44] P. Politi, M. G. Pini, and R. L. Stamps, Dipolar ground state of planar spins on triangular lattices, *Phys. Rev. B* **73**, 020405 (2006).
- [45] B. Skubic, J. Hellsvik, L. Nordström, and O. Eriksson, A method for atomistic spin dynamics simulations: implementation and examples, *Journal of physics: condensed matter* **20**, 315203 (2008).
- [46] [Full dataset available on zenodo.](#)
- [47] V. Glazkov, M. Zhitomirsky, A. Smirnov, C. Marin, J. Sanchez, A. Forget, D. Colson, and P. Bonville, Single-ion anisotropy and transverse magnetization in the frustrated gadolinium pyrochlores, *Journal of Physics: Condensed Matter* **19**, 145271 (2007).
- [48] E. Lefrançois, L. Mangin-Thro, E. Lhotel, J. Robert, S. Petit, V. Cathelin, H. E. Fischer, C. V. Colin, F. Damay, J. Ollivier, P. Lejay, L. C. Chapon, V. Simonet, and R. Ballou, Spin decoupling under a staggered field in the Gd<sub>2</sub>Ir<sub>2</sub>O<sub>7</sub> pyrochlore, *Phys. Rev. B* **99**, 060401 (2019).
- [49] C. Wellm, J. Zeisner, A. Alfonsov, M.-I. Sturza, G. Bastien, S. Gaß, S. Wurmehl, A. U. B. Wolter, B. Büchner, and V. Kataev, Magnetic interactions in the tripod kagome antiferromagnet Mg<sub>2</sub>Gd<sub>3</sub>Sb<sub>3</sub>O<sub>14</sub> probed by static magnetometry and high-field ESR spectroscopy, *Phys. Rev. B* **102**, 214414 (2020).
- [50] J. Xiang, C. Su, N. Xi, Z. Fu, Z. Chen, H. Jin, Z. Chen, Z.-J. Mo, Y. Qi, J. Shen, et al., Dipolar Spin Liquid Ending with Quantum Critical Point in a Gd-based Triangular Magnet, arXiv preprint arXiv:2301.03571 (2023).
- [51] H. D. Rosales, D. C. Cabra, and P. Pujol, Three-sublattice skyrmion crystal in the antiferromagnetic triangular lattice, *Physical Review B* **92**, 214439 (2015).
- [52] M. Mohylina and M. Žukovič, Stability of skyrmion crystal phase in antiferromagnetic triangular lattice with DMI and single-ion anisotropy, *Journal of Magnetism and Magnetic Materials* **546**, 168840 (2022).