

# Numerical Estimation of Primary Ionization with Noble Gases

R. KANISHKA\*

Center of Excellence in Computational Physics, Department of Physics, University Institute of Science, Chandigarh University, Mohali, Punjab, India 140413

\*Corresponding author. E-mail: kanishka.rawat.phy@gmail.com

**Abstract.** In high energy physics experiments, the numerical estimation of primary ionization is crucial. An advance study on primary ionization can help in minimizing the effects such as electrical discharges that can damage the detectors of high energy physics. We present the simulation of primary ionization of electrons and positrons with the noble gases using the geant4 toolkit. We obtained these primaries that have been separated from secondaries as these contribute towards electrical discharges and further damage the detectors. We also found that xenon gas shows highest primary ionization among the noble gases.

**Keywords.** Electrons, Positrons, Sources and Detectors, Primary ionization.

**PACS Nos** 14.60.Cd; 14.60.Cd; 07.77.Ka; 34.80.Dp

## 1. Introduction

An interaction of charged particle with the matter cause excitation and ionization of the atoms of the matter [1]–[10]. As a result of interaction, the energy is transferred from the charged particles to the atoms of the matter [11]. In many high energy physics experiments, the gaseous ionization detectors have been deployed for the interaction of particles with the gas material [12]. These detectors have been fabricated and characterized to work for many years. But due to the prolonged used of beam and/or radiation, they can have various negative consequences from immediate to a long-term damage to the detectors. For the long-term operation, these detectors face problems like radiation hardness, aging of detectors and, electrical discharges [13]–[16]. The production of discharges mainly depends on the secondary ionization produced inside the detectors. When the charged particles interact with gases they undergo ionization which is called primary ionization. The primary ionization further cause secondary ionization. These secondaries carries huge number of charges which need to be eliminated. When a high voltage is passed through the detectors then these charges cause electrical discharges which creates short-circuit between the electrodes of the detectors that damages these detectors. The secondary ionization must be separated from the primaries to reduce electrical discharges that may cause the detector non-operational. The knowledge on particle interactions in matter is therefore crucial for the

development of high energy physics detectors to minimize their negative impact [17]. In this paper, we present the properties of charged particles like primary ionization, spatial distributions, separation of primaries and secondaries using the geant4 toolkit [18], [19]. These studies have been crucial for high energy physics experiments that use gaseous detectors. We simulated the charged particles i.e., electrons and positrons and studied them in different gas materials [20]. We used noble gases for our studies because these have good dielectric properties i.e., it doesn't breakdown easily at high voltage which is crucial in high energy physics detectors. We discuss the interactions of electrons and positrons with matter in next sub-section.

### 1.1 Electrons and Positrons Interactions with Matter

The electrons and positrons interact with matter that have been categorized into four physical interactions i.e., ionization, Compton scattering, bremsstrahlung and annihilation [21]–[23].

The basic process of their interactions is ionization which occurs when an electron passes through a material and interacts with an atom, imparting enough energy to remove one or more electrons from the atom of gas material. This process creates ions, which are electrically charged particles. These are called primary ionization which further cause avalanche of ionization. Another process that the electrons undergo is *Compton scattering* that involves the inelastic scattering of a photon by a charged particle, resulting in a change

in the energy (and therefore wavelength) of the photon. The scattered photon has lower energy than the incident photon, with the energy difference transferred to the electron. The electrons also undergo *bremsstrahlung* which occurs when it is decelerated or deflected by the electric field of a nucleus, causing the particle to lose energy in the form of x-rays or gamma rays. Also in another process called annihilation a positron and an electron combines, converting their mass into energy in the form of 511 keV gamma-ray photons. These four physical interactions have been incorporated in our studies using geant4 toolkit. We further discuss the organization of the paper, which is as follows: section 2 describes the methodology, section 3 describes results, and summary and conclusions have been discussed in the section 4.

## 2. Methodology

We used the geant4 toolkit [18] that has been used to simulate electrons and positrons passing through the medium. The geant4 can simulate particle interactions at a broad range of energies, including those between electrons, photons, and heavy ions. The geant4 program's modular design enables users to customize the simulation's constituent parts like the experimental setup's shape, the materials to be used, the particle sources, and the particular kinds of physical interactions that require modeling. It's applications include several domains beyond particle physics, including medical physics, space sciences, and materials sciences. The data that we obtained through geant4 has been analyzed with ROOT software [24] which is an open-source framework for data analysis, used mainly for high energy physics. In our geant4 program we defined the gas volume, physics interactions, position, direction, type of particles, and energy. We took noble gases for our study i.e., Helium, Neon, Argon, Krypton and Xenon. We didn't incorporate the noble gases of higher atomic number such as Radon that is a radioactive gas. This is beyond the scope of this paper. We also defined steps i.e., prestep from which the particles start and poststep at which the particles undergo physical interactions in the gas volume. We simulate 10,000 particles (electrons or positrons) of 1 GeV energy inside a gas of volume of  $40 \times 40 \times 40 \text{ cm}^3$ . The initial position of particle was set to  $x=0$ ,  $y=0$  and  $z=40\text{cm}$  so that we can shoot them along positive z-direction. The figure 1 and figure 2 shows the geant4 display of simulation of interaction of electrons and positrons in xenon gas respectively. We show the simulation of 50 charged particles of 1 GeV energy that were shot in a xenon gas volume of  $x = y = z = 40 \text{ cm}$  dimensions. The green colour box represents

xenon gas volume. The initial position of the electron beam was set to  $x = y = 0 \text{ cm}$  and  $z = 40 \text{ cm}$  and shot along the z direction. The physics lists such as EM-Livermore and EMPenelope have been incorporated in our study as these are used for the electromagnetic processes. The red colour beam shows electron beam and yellow coloured points shows the ionization of xenon gas. The formation of gamma particles has been shown with the green coloured lines. We show the results in the next section.

## 3. Results

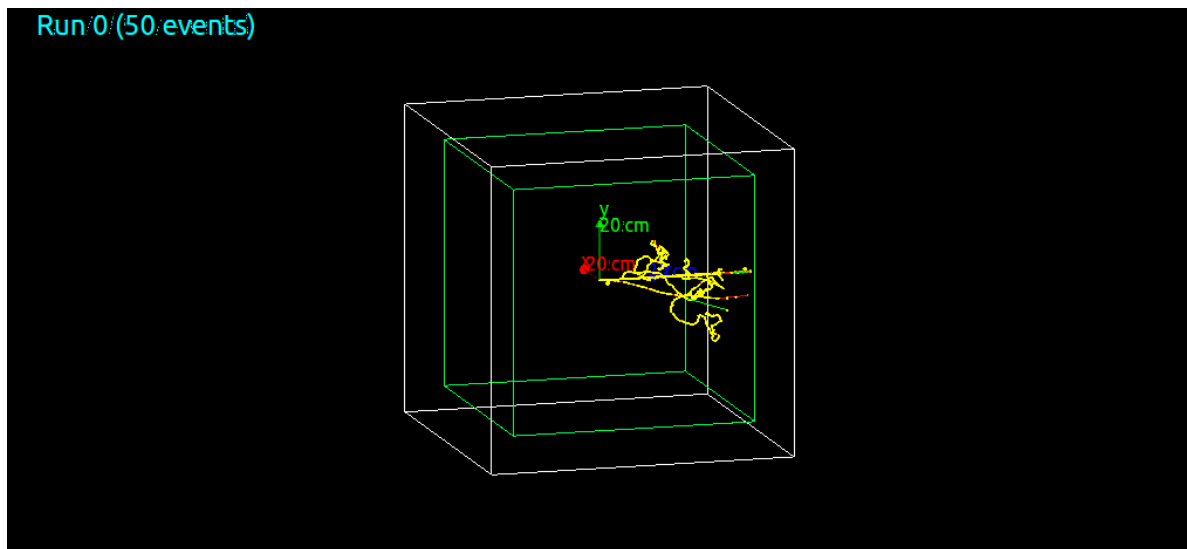
The simulation was done with the electrons and positrons in different gases using geant4 which have been discussed in the next sub-sections.

### 3.1 Simulation of Electrons and Positrons

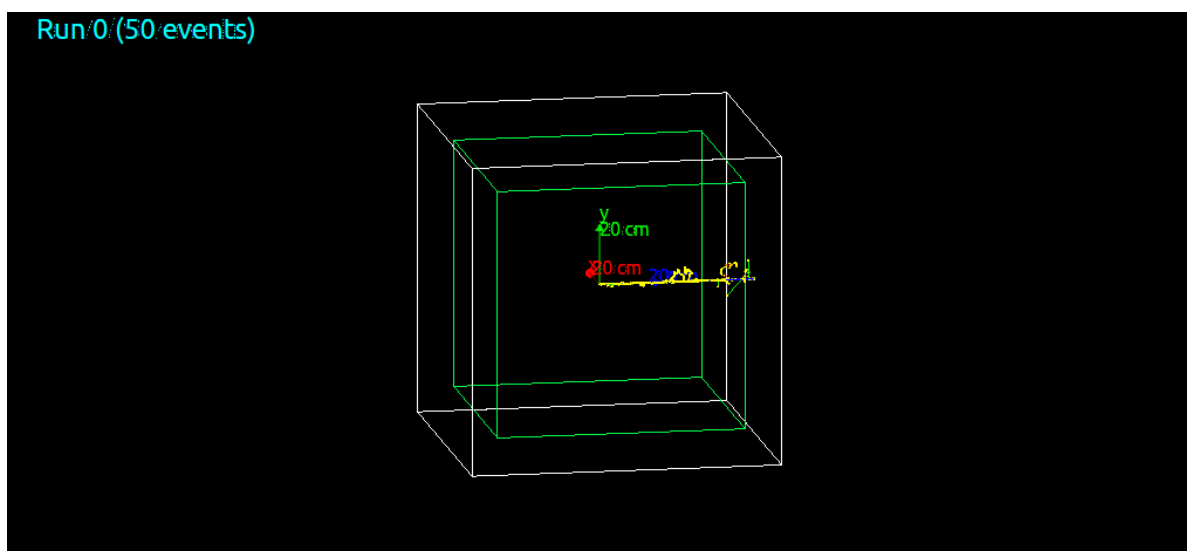
The different noble gases have been used that have been mentioned in section 2. i.e., Helium, Neon, Argon, Krypton and Xenon. These gases acts as a target for ionization. We discuss the results obtained with electrons and positrons.

The simulation of electrons and positrons was done to extract the information about the primaries. We simulated the electrons or positrons in each noble gas one by one and analyzed them. The figure 3 and figure 4 shows the x, y, z co-ordinates of the primaries obtained when 10,000 electrons or positrons of 1 GeV energy were shot from  $x = 0 \text{ cm}$ ,  $y = 0 \text{ cm}$  and  $z = 40 \text{ cm}$  position in the gas volume. The different colours in the two figures represents x-, y-, z-coordinates of the primaries obtained from simulation of charged particles with five different noble gases. The colouring scheme in the figures shows black, red, blue, pink and green for xenon, krypton, argon, neon and helium respectively. The lower is the ionization energy gives higher number of primaries. Therefore xenon gas has highest number of primary ionization as it has lowest ionization energy among other four gases. Also these figures have been obtained after separation of secondaries from primaries. Both figure 3 and figure 4 shows that the x and y co-ordinates have Gaussian distribution as the number of events are large. A slight deviation from zero is due to the shooting of particles from  $x=0 \text{ cm}$ ,  $y=0 \text{ cm}$  and  $z=40 \text{ cm}$  position. The z distribution shows that electrons were shot along z-axis from 40 cm. The same pattern of decrease in primary ionization was observed along z-direction i.e., from xenon to helium as xenon has lowest ionization energy.

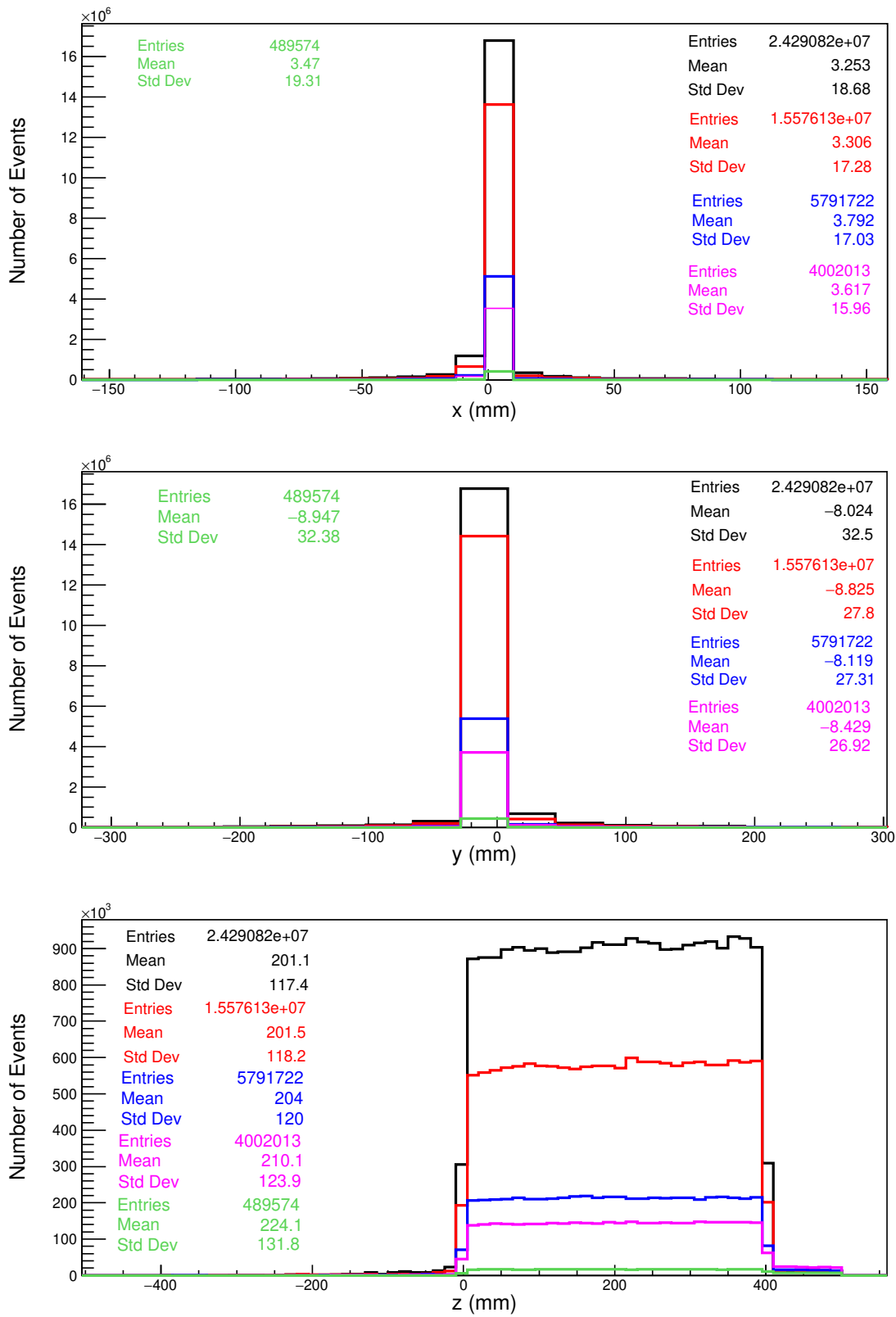
Tables 1 and 2 show the number of primaries that have been separated from secondaries. The primaries are higher than secondaries. The xenon has highest



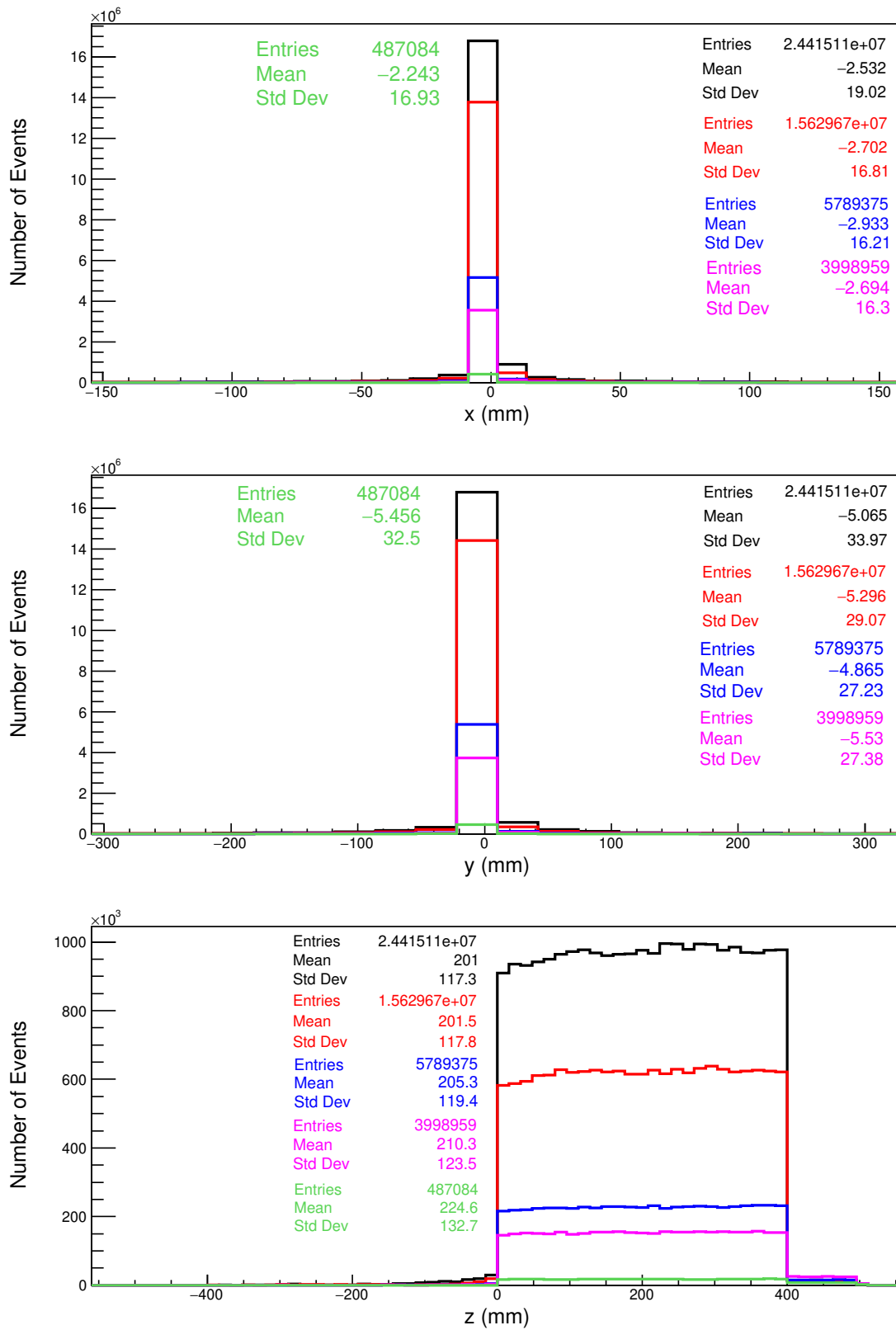
**Figure 1.** The visualization of simulation of interaction of electrons in xenon gas. Note: The red axis shows the x-direction, green axis shows the y-direction and blue axis shows z-direction.



**Figure 2.** The visualization of simulation of interaction of positrons in xenon gas. Note: The red axis shows the x-direction, green axis shows the y-direction and blue axis shows z-direction.



**Figure 3.** The x, y, z co-ordinates of the primaries obtained from simulation of electrons using five different noble gases respectively. Where black, red, blue, pink and green represents xenon, krypton, argon, neon and helium respectively.



**Figure 4.** The x, y, z co-ordinates of the primaries obtained from simulation of positrons using five different noble gases respectively. Where black, red, blue, pink and green represents xenon, krypton, argon, neon and helium respectively.

number of ionization as discussed earlier. We discuss the conclusions in the next section.

#### 4. Summary and Conclusions

The presented studies on the study of simulation of interaction of charged particles with matter has been chosen in order to study primary ionization. The noble gases were chosen as they have good dielectric properties. In the high energy physics gaseous detectors the particles pass inside the gas medium to produce primary ionization which is the primary requirement for gaseous detectors. We have obtained the spatial distributions of primaries after the interaction of electrons and positrons with five different noble gases. Also, we have obtained the number of primaries that were separated from the secondaries. These secondaries further are the source of electrical discharges [25]. The discharges cause short-circuit between the electrodes of the detectors which are harmful for the detectors [5]. The high energy physics detectors take data for many years and cost of producing the detectors is very high. Any damage in the detector cause loss of data, time and money which is undesirable. In order to avoid such scenario we need to do simulation of the detectors with different parameters and optimize them. In the end we conclude that the secondaries that can cause damage to the detectors needs to be separated. Also, we found that among all the noble gases, the xenon gas is the best one as it produces highest primary ionizations which can lay foundation for high energy physics gaseous detectors.

#### Acknowledgement

I would like to thank the center of excellence in computational physics, department of physics, Chandigarh University for help and support.

#### References

- [1] C Amsler *et al*, *Phys Lett B* **667**, 267 (2008).
- [2] H Davies, H A Bethe, L C Maximon, *Phys Rev* **93**, 788 (1954).
- [3] A O Hanson, L H Lanzl, E M Lyman and M B Scott, *Measurement of multiple scattering of 15.7-MeV electrons*, *Phys. Rev.* **84** 634–637 (1951).
- [4] J C Ashley, R H Ritchie and W Brandt, *Phys. Rev. B (APS)*, **5**, 2393–2397 (1972).
- [5] K Wagatsuma, *Interaction Between Electrons and Matter. In: Spectroscopy for Materials Analysis. SpringerBriefs in Materials. Springer, Singapore* (2021).
- [6] A C Tavares and E C Montenegro, *J. Phys.: Conf. Ser.* **388**, 052006 (2012).
- [7] H A Bethe, *Phys.Rev.* **89**, 1256-1266 (1953).
- [8] H Bethe, *Annalen Phys.* **5** 325-400 (1930).
- [9] Y S Tsai, *Rev. Mod. Phys.* **46**, 815 (1974), Erratum: *Rev. Mod. Phys.*, **49**, 521 (1977).
- [10] N Akchurin *et al*, *NIM A*, **471**, 303 (2001).
- [11] H Bichsel, *Nucl. Instrum. Meth. A* **562**, 154 (2006).
- [12] Younes Mejaddem, Dzevad Belkic, Simo Hyodynmaa, Anders Brahme, *Nuclear Instruments and Methods in Physics Research Section B: Beam Interactions with Materials and Atoms*, **173**, 397–410 (2001).
- [13] S Bachmann *et al*, *NIM A*, **479**, 294 (2002).
- [14] R Kanishka, S Mukhopadhyay, N Majumdar, S Sarkar, *Springer Proc. Phys.*, **282**, 47–53 (2023).
- [15] G Croci *et al*, *NIM A*, **712**, 108 (2013).
- [16] E L Kline, J G Siambis, *Phys. Rev. A*, **5**, 794 (1972).
- [17] H J Hilke, W Riegler, *Gaseous Detectors. In: Fabjan, C., Schopper, H. (eds) Particle Physics Reference Library. Springer, Cham* (2020).
- [18] Agostinelli S *et al*, *NIM A*, **506**, 250 (2003).
- [19] <https://geant4.web.cern.ch/>.
- [20] I Lehraus *et al*, *Nucl. Instrum. Methods* **153** 347 (1978).
- [21] P L Anthony *et al*, *Phys. Rev. Lett.* **76**, 3550 (1996).
- [22] Y S Tsai, *Rev Mod Phys*, **46**, 815 (1974).
- [23] E B Podgorsak, *Interactions of Charged Particles with Matter. In: Radiation Physics for Medical Physicists. Biological and Medical Physics, Biomedical Engineering. Springer, Berlin, Heidelberg* (2009).
- [24] .
- [25] P Gasik, A Mathis, L Fabbietti, J Margutti, *NIM A*, **870**, 116 (2017).

**Table 1.** The total number of ionization, primaries and secondaries formed by the interaction of electrons with different noble gases.

Gases	Total ionization	Primaries (P)	Secondaries (S)
Helium	772978	489574	283404
Neon	6494247	4002013	2492234
Argon	9470288	5791722	3678566
Krypton	25218291	15576130	9642161
Xenon	38312764	24290820	14021944

**Table 2.** The total number of ionization, primaries and secondaries formed by the interaction of positrons with different noble gases.

Gases	Total ionization	Primaries (P)	Secondaries (S)
Helium	770179	487084	283095
Neon	6490394	3998959	2491435
Argon	9466898	5789375	3677523
Krypton	25295812	15629670	9666142
Xenon	38497525	24415110	1408241