

# HOW MANY SAMPLES ARE NEEDED TO TRAIN A DEEP NEURAL NETWORK?

**Pegah Golestaneh**

**Mahsa Taheri**

**Johannes Lederer**

Department of Mathematics, Computer Science, and Natural Sciences  
University of Hamburg, Germany

## ABSTRACT

Neural networks have become standard tools in many areas, yet many important statistical questions remain open. This paper studies the question of how much data are needed to train a ReLU feed-forward neural network. Our theoretical and empirical results suggest that the generalization error of ReLU feed-forward neural networks scales at the rate  $1/\sqrt{n}$  in the sample size  $n$  rather than the usual “parametric rate”  $1/n$ . Thus, broadly speaking, our results underpin the common belief that neural networks need “many” training samples.

## 1 INTRODUCTION

Neural networks have ubiquitous applications in science and business (Goodfellow et al., 2016; Graves et al., 2013; LeCun et al., 2015; Badrinarayanan et al., 2017). However, our understanding of their statistical properties remains incomplete. For example, a basic yet very important open question is: how many training samples are needed to train a (non-linear) neural network?

Over the past two decades, significant progress has been made deriving upper bounds for the generalization error of neural networks (Anthony & Bartlett, 2009; Arora et al., 2018; Yarotsky, 2017; Nagarajan & Kolter, 2019). Works like Neyshabur et al. (2015); Bartlett et al. (2017); Neyshabur et al. (2017; 2018) first highlight the relationship between the complexity of the network space and the generalization error and then, they bound the corresponding complexity measure. For example, Neyshabur et al. (2015) study the growth of the Rademacher complexity of classes of  $\ell_1$ -constraint neural networks. Additionally, generalization error bounds for networks with spectral norm constraints are proposed by Neyshabur et al. (2018) (employing a PAC-Bayesian framework) and Bartlett et al. (2017) (employing a margin-based framework) for Lipschitz activation functions. But a common limitation between all mentioned above works is that their generalization bounds tend to exhibit a strong dependence, often exponential, on either the depth or the width of the network. Golowich et al. (2018) can do away with this direct dependence on the network’s depth for neural networks based on norm constraint, as their rates grow polynomially in the network depth. More recently, Taheri et al. (2021); Mohades & Lederer (2023); Lederer (2023) propose generalization bounds for regularized neural networks that exhibit a logarithmic growth in the total number of parameters of the network and the potential for decrease with more layers against exponential growths. For example, Taheri et al. (2021) provides an upper bound for the generalization error of  $\ell_1$ -regularized feed-forward neural networks for general activation functions growing by  $(L/2)^{1/2-L} \sqrt{\log(P)}(\log(n)/\sqrt{n})$ , where  $P$  corresponds to the total number of parameters in the network,  $L$  is the number of hidden layers, and  $n$  is the number of training samples.

While works mentioned above target to upper bound the generalization error of neural networks, another line of research study lower bounds for the mini-max risk of neural networks in a parametric setting. The central question here is if improving the rate  $1/\sqrt{n}$  is possible for neural networks in general or not. Klusowski & Barron (2017) provide a mini-max lower bound for shallow neural networks with Sinusoidal activation, assuming input vectors are uniformly distributed across  $[-1, 1]^d$  that decays as  $1/\sqrt{n}$ . S. Du et al. (2018) provide a mini-max lower bound for a CNN with linear activation, where the input domain is normally distributed with a mean of 0 and an identity covariance matrix. They also determined the sample complexity for a convolutional neural network with linear

---

activation functions and asserted that tackling the challenges posed by non-linear activation functions, even without convolution structure, remains a difficult task.

To make it short, to the best of our knowledge, a **mini-max lower bound for deep** feed-forward neural networks with **non-linear activation functions that match upper bounds** have not been established. In this paper, we use a technique from information theory known as Fano’s inequality to establish such a bound. Our bound scales as  $\sqrt{\log(d)/n}$  (with  $n$  as the number of training samples and  $d$  as the input dimension) that matches the above-mentioned upper bound rate in Taheri et al. (2021). We also confirm this rate in several applications for both regression and classification tasks. Thus, we demonstrate that the minimum number of samples needed to train a neural network to achieve a prediction error  $\epsilon^2$  essentially scales as  $1/\epsilon^4$ —rather than  $1/\epsilon^2$ . One of the main challenges in our proofs is establishing a sharp lower bound for the packing number of deep ReLU neural networks, which, to the best of our knowledge, is being extracted for the first time in our paper (see Lemma 3.2).

**Our two main contributions are:**

1. We establish a mini-max lower bound for the risk of ReLU feed-forward networks that depends on the input dimensions only through a logarithmic factor and the level of sparsity of the parameter space. The bound decreases as  $1/\sqrt{n}$  with the number of training samples  $n$ , which matches recent upper bounds. It is also important to note that the rate of  $1/2$  in the exponent remains the same across various input dimensions and network configurations (Theorem 2.2).
2. We support this theoretical bound empirically, also beyond feed-forward settings to include CNNs (Section 5).
3. We establish a lower bound for the packing number of deep ReLU networks (Lemma 3.2).

**The main broader implication is as follows:**

- Most practitioners are convinced that deep learning requires “more” data than classical methods. It is well-known that the accuracy of classical methods, like the least-squares estimator in linear regression, scale like  $1/n$  in the sample size (Wainwright, 2019; Guo et al., 2024). Our mathematical proof along with the numerical illustrations showing that this is not the case for (non-linear) deep learning, are arguably the first confirmation and underpinning of the mentioned practitioners’ belief.

More generally, the paper provides a rigorous mathematical perspective on an important aspect of deep learning to complement the much more abundant “engineering perspective” in the field. We will come back to the relevance of this perspective in the conclusion section (Section 6).

**Other related works:** In addition to the aforementioned works, a growing body of research has emerged focused on employing deep ReLU networks to approximate non-parametric regression models (Suzuki, 2019; Parhi & Nowak, 2022; Raskutti et al., 2009; Schmidt-Hieber & Bos, 2022; Raskutti et al., 2012; Schmidt-Hieber, 2020; Zhang & Wang, 2023; Tsuji, 2021). These models are characterized by sparse additive structures and specific smoothness properties, such as Hölder, Besov, or Sobolev functions. These studies investigate the approximation capabilities of deep ReLU networks for non-parametric regression functions by establishing mini-max optimal rates. It is crucial to consider that their mini-max lower bounds for the function classes degrade either with the depth of the network or with the parameters of smoothness.

In this paper, our perspective differs slightly from that of others, such as Schmidt-Hieber (2020), as we view deep ReLU networks as fundamental functions of interest in their own right, rather than as approximation methods for other function classes. We explore the statistical properties of deep ReLU networks by establishing a mini-max lower bound for these networks. In contrast, they emphasize the distinction between function classes and approximation methods and aim to confirm the superiority of deep learning to other representative methods like wavelet transforms, kernel methods, and spline methods in non-parametric settings. Schmidt-Hieber (2020) shows that sparse deep neural networks with ReLU activation function and a well-designed architecture achieve the mini-max rates of convergence (up to  $\log n$ -factors) in multivariate non-parametric regression, under a broad composition assumption on the regression function. They focus on the regression setup and

demonstrate that deep ReLU networks can achieve faster rates under a hierarchical composition assumption on the regression function. This assumption encompasses (generalized) additive models as well as the composition models considered in (Juditsky et al., 2009; Kohler & Krzyżak, 2017). Furthermore, they demonstrate that, given the composition assumption, wavelet estimators are only able to obtain sub-optimal rates. Theoretical analysis in Suzuki (2019) reveals that deep learning with ReLU activation in Besov spaces exhibits superior adaptivity, demonstrating mini-max optimal rates and outperforming non-adaptive estimators such as kernel ridge regression. Furthermore, the study highlights deep learning’s ability to mitigate the curse of dimensionality in mixed smooth Besov spaces, emphasizing its high adaptivity and effectiveness as a feature extractor in capturing the spatial inhomogeneity of target functions. Imaizumi & Fukumizu (2019) provides a comprehensive review of prior research related to function estimation using deep neural networks.

Thus, to the best of our knowledge, our work illustrates for the first time in both theory and practice that in absence of additional assumptions (some works such as Schmidt-Hieber (2020) get the rate of  $1/n$ , under very strict assumptions. For example, to obtain a rate of  $1/n$  from their results, we must assume that the parameters are bounded by one and the network functions are bounded),  $1/\sqrt{n}$  is the “correct rate” in deep learning.

**Organisation:** Section 2 provides the problem formulation and establishes a lower bound on the mini-max risk for ReLU feed-forward neural networks (Theorem 2.2). Section 3 provides some technical results that form our main result’s foundation including, a lower bound for the packing number of a ReLU network’s space (Lemma 3.2). We provide the proof of our main theorem and the proof of Lemma 3.2 in Section 4. In Section 5, we shift our focus to the empirical findings to support our theories. We conclude our paper in Section 6. More technical results, empirical details, and detailed proofs are deferred to the Appendix.

## 2 PROBLEM FORMULATION AND MAIN RESULT

This section provides an outline of the core elements of our study. We introduce the problem setting before presenting our main result. To start, we consider the following regression model

$$y_i = f^*(\mathbf{x}_i) + u_i \quad \text{for } i \in \{1, \dots, n\}, \quad (1)$$

for an unknown neural network  $f^* : \mathbb{R}^d \rightarrow \mathbb{R}$  and independent and identically distributed noise  $u_i \sim \mathcal{N}(0, \sigma^2)$  with  $\sigma \in (0, \infty)$ . We observe  $n$  independent and identically distributed data samples  $(\mathbf{x}_1, y_1), (\mathbf{x}_2, y_2), \dots, (\mathbf{x}_n, y_n) \in \mathbb{R}^d \times \mathbb{R}$  drawn independently from a joint distribution  $\mathbb{P}_{\mathbf{x}, y}$  with a fixed marginal distribution  $\mathbb{P}_{\mathbf{x}} = \mathcal{N}(\mathbf{0}, \mathbf{I}_d)$ . It is assumed that  $u_i$  and  $\mathbf{x}_i$  are independent and that the networks are of the form

$$f_{\Theta} : \mathbb{R}^d \rightarrow \mathbb{R} \\ \mathbf{x} \mapsto f_{\Theta}(\mathbf{x}) := W^L \phi^L(\dots W^1 \phi^1(W^0 \mathbf{x})) \quad (2)$$

indexed by  $\Theta = (W^L, \dots, W^0)$  summarizing the weight matrices  $W^l \in \mathbb{R}^{h_{l+1} \times h_l}$  for  $l \in \{0, 1, \dots, L\}$ . The number of hidden layers (the depth of the network) denotes as  $L \in \{1, 2, \dots\}$ , and  $h_l$  denotes the number of nodes in the  $l$ -th layer (the width of the  $l$ -th layer), where  $h_0 = d$  and  $h_{L+1} = 1$ . The function  $\phi^l : \mathbb{R}^{h_l} \rightarrow \mathbb{R}^{h_l}$  is the ReLU activation function of the  $l$ -th layer, and for a vector  $\mathbf{z} = [z_1, \dots, z_{h_l}] \in \mathbb{R}^{h_l}$  is defined as

$$\phi^l(\mathbf{z}) := [\max\{0, z_1\}, \max\{0, z_2\}, \dots, \max\{0, z_{h_l}\}].$$

We then consider a ( $\ell_1$ -type) sparse parameter space  $\mathcal{B}_L$  constraints on the parameters of the network. We consider  $\ell_1$ -type constraints as opposed to  $\ell_0$ -type constraints, primarily because  $\ell_0$ -type constraints tend to make the problem hard to optimize and “combinatorial”, particularly in high-dimensional settings (Lederer, 2022, Chapter 2). Then, we define a function class

$$\mathcal{F}_{\mathcal{B}_L} := \left\{ f_{\Theta} \mid \Theta = (W^L, \dots, W^0) \in \mathcal{B}_L \right\},$$

where  $\mathcal{B}_L$ , denotes a sparse parameter space for ReLU feed-forward networks and defined as

$$\mathcal{B}_L := \left\{ (W^L, \dots, W^0) \mid \sum_{l=1}^L \|W^l\|_1 \leq v_s, \|W_{j,\cdot}^0\|_1 \leq v_0 \text{ for all } j \in \{1, \dots, h_1\} \right\},$$

for  $W^l \in \mathbb{R}^{h_{l+1} \times h_l}$  and  $l \in \{0, 1, \dots, L\}$  and we define  $\|W^l\|_1 := \sum_{k=1}^{h_{l+1}} \sum_{j=1}^{h_l} |W_{kj}^l|$ .

**Assumption 2.1** ( $v_0 = 1$ ). *For simplicity in the proof of our technical results (Lemma 3.2), we assume  $v_0 = 1$ .*

This assumption is useful for constructing a subclass of space  $\mathcal{F}_{\mathcal{B}_L}$  in the proof of Lemma 3.2 to establish a lower bound for the packing number of a deep ReLU network's space. This assumption basically determines the structure of the weight between the input layer and the first hidden layer of a neural network. It also guarantees that the number of input dimensions  $d$ , matches the width of the constructed subclass of  $\mathcal{F}_{\mathcal{B}_L}$ .

The mini-max risk for the function class  $\mathcal{F}_{\mathcal{B}_L}$  can be defined as (Wainwright, 2019, Chapter 15)

$$\mathcal{R}_{(n,d)}(\mathcal{F}_{\mathcal{B}_L}; \Phi \circ \rho) := \inf_{\hat{f}} \sup_{f^* \in \mathcal{F}_{\mathcal{B}_L}} \mathbb{E}_{(\mathbf{x}_i, y_i)_{i=1}^n} \left[ \Phi(\rho(\hat{f}, f^*)) \right], \quad (3)$$

where  $\rho : \mathcal{F}_{\mathcal{B}_L} \times \mathcal{F}_{\mathcal{B}_L} \rightarrow [0, \infty)$  is a semi metric<sup>1</sup> and  $\Phi : [0, \infty) \rightarrow [0, \infty)$  is an increasing function. The expectation is taken with respect to the training data  $(\mathbf{x}_i, y_i)_{i=1}^n$  and the infimum runs over all possible estimators  $\hat{f}$  (measurable functions) of  $f^*$  on the training data  $(\mathbf{x}_i, y_i)_{i=1}^n$ . Hence,  $\hat{f}(\mathbf{x}) \equiv \hat{f}(\mathbf{x}, \{(\mathbf{x}_i, y_i)\}_{i=1}^n)$ , where  $\mathbf{x}$  is a new data point with the same distribution  $\mathbb{P}_{\mathbf{x}}$ . We use the notation  $\mathcal{R}_{(n,d)}(\mathcal{F}_{\mathcal{B}_L}; \Phi \circ \rho)$  to emphasize that the mini-max risk depends on the number of training samples  $n$ , the input dimension  $d$  and the space  $\mathcal{F}_{\mathcal{B}_L}$ .

In this paper, our focus is on the standard setting where  $\rho$  represents the  $L_2(\mathbb{P}_{\mathbf{x}})$ -norm, and  $\Phi(t) = t^2$ . Therefore,  $\Phi(\rho(\hat{f}, f^*))$  is the squared  $L_2(\mathbb{P}_{\mathbf{x}})$ -norm, that is our mini-max risk

$$\inf_{\hat{f}} \sup_{f^* \in \mathcal{F}_{\mathcal{B}_L}} \mathbb{E}_{(\mathbf{x}_i, y_i)_{i=1}^n} [\|\hat{f} - f^*\|_{L_2}^2].$$

We assume that the distribution  $\mathbb{P}_{\mathbf{x}}$  has a density  $h(\mathbf{x})$  with respect to the Lebesgue measure  $d\mathbf{x}$  which, implies that

$$\|\hat{f} - f^*\|_{L_2} := \left( \int_{\mathbf{x} \in \mathcal{X}} (\hat{f}(\mathbf{x}) - f^*(\mathbf{x}))^2 h(\mathbf{x}) d\mathbf{x} \right)^{1/2}.$$

We now present our mini-max risk lower bound for deep ReLU neural networks. Considering the regression model defined in Equation (1), where  $f^* \in \mathcal{F}_{\mathcal{B}_L}$  (a ReLU neural network with  $L$  hidden layers and  $\ell_1$ -bounded weights), then we have:

**Theorem 2.2** (Mini-max risk lower bound for ReLU feed-forward networks). *Using the  $L_2(\mathbb{P}_{\mathbf{x}})$ -norm as our underlying semi metric  $\rho$ , and  $\mathbf{x}_1, \dots, \mathbf{x}_n \sim \mathcal{N}(\mathbf{0}, \mathbf{I}_d)$ , then for  $d$  large enough and any increasing function  $\Phi : [0, \infty) \rightarrow [0, \infty)$ , it holds that*

$$\mathcal{R}_{(n,d)}(\mathcal{F}_{\mathcal{B}_L}; \Phi \circ \rho) \geq \frac{1}{2} \Phi \left[ c \sqrt{V_{\mathcal{F}}} \left( \frac{\log(d)}{n} \right)^{1/4} \right], \quad (4)$$

with  $c := \sqrt{\tau\sigma/40\kappa}$ , where  $\kappa \in [1, \infty)$  and  $\tau \in (0, \infty)$  are numerical constants, and  $V_{\mathcal{F}} := (v_s/L)^L$ . For  $\Phi(\cdot) = (\cdot)^2$ , we specifically obtain

$$\inf_{\hat{f}} \sup_{f^* \in \mathcal{F}_{\mathcal{B}_L}} \mathbb{E}_{(\mathbf{x}_i, y_i)_{i=1}^n} [\|\hat{f} - f^*\|_{L_2}^2] \geq \frac{c^2}{2} (V_{\mathcal{F}}) \sqrt{\frac{\log(d)}{n}}. \quad (5)$$

We consider  $\kappa$  as a scaling factor inspired by ‘‘local packing’’ version of Fano’s inequality (Wainwright, 2019, Section 15.3.3). Also for the technical reasons, we assume that the input dimension is large enough, let say  $d \in [10, \infty)$ . Our mini-max lower bound above reveals essentially a  $1/\sqrt{n}$ -decrease in the sample size, and a  $\log(d)$ -increase in the input dimension, that perfectly aligns with the upper bounds on the generalization error of deep neural networks with  $\ell_1$ -type regularization (compare to Taheri et al. (2021)). Additionally, the factor  $V_{\mathcal{F}}$  in our rates can be interpreted as a product over the  $\ell_1$ -norm bounds of different layers in  $\mathcal{F}_{\mathcal{B}_L}$ . This interpretation aligns perfectly with the established upper and lower bounds on the generalization error of regularized neural networks found

<sup>1</sup>A semi metric satisfies all properties of a metric, except that there may exist pairs  $f \neq f'$  for which  $\rho(f, f') = 0$ .

in the literature (Taheri et al., 2021; Klusowski & Barron, 2017). The presence of  $V_{\mathcal{F}}$  in our rate supports the sharpness of our result (compare with Taheri et al. (2021)).

Theorem 2.2 demonstrates that for all possible  $\hat{f}$ , risk (also called ‘‘generalization error’’) scales at least as  $V_{\mathcal{F}}\sqrt{\log(d)}/n$ . Then, by considering an upper bound for the risk

$$\mathbb{E}_{(\mathbf{x}_i, y_i)_{i=1}^n} [\|\hat{f} - f^*\|_{L_2}^2] \leq \epsilon^2,$$

the result of Theorem 2.2 can be reformulated. It implies that one requires a minimum of

$$n \geq \left(\frac{c}{\epsilon}\right)^4 \frac{(V_{\mathcal{F}})^2 \log(d)}{4},$$

samples to achieve an error of at most  $\epsilon^2$  for ReLU feed-forward neural networks. This stands in strong contrast to classical methods (consider, for instance, linear regression with the least squares estimator as the quintessential example of a traditional pipeline), which usually require of the order  $1/\epsilon^2$  samples to reach the same accuracy. However, of course, this does not mean that one should not apply deep learning! Deep learning is extremely flexible in approximating functions, which makes it the preferred method in many modern applications.

### 3 TECHNICAL RESULTS

Here, we provide a technical result essential in proving our main theorem 2.2. Since our proof approach is based on a classical result from information theory known as Fano’s inequality (Lemma B.1), we need to provide a lower bound for the log of the packing number of our network space provided in Lemma 3.2.

The following notation will be used throughout the paper. For a vector  $\mathbf{v} \in \mathbb{R}^d$ ,  $\ell_0$ -norm is defined by  $\|\mathbf{v}\|_0 := \#\{i \in \{1, \dots, d\} : v_i \neq 0\}$ ,  $\ell_1$ -norm is defined by  $\|\mathbf{v}\|_1 := \sum_{i=1}^d |v_i|$  and the Euclidean norm is defined by  $\|\mathbf{v}\|_2 := \sqrt{\sum_{i=1}^d (v_i)^2}$ . We recall  $\|W^l\|_1 := \sum_{k=1}^{h_{l+1}} \sum_{j=1}^{h_l} |W_{kj}^l|$  and  $\|W^l\|_{\infty} := \max_{1 \leq k \leq h_{l+1}} \sum_{j=1}^{h_l} |W_{kj}^l|$  for a matrix  $W^l \in \mathbb{R}^{h_{l+1} \times h_l}$ . The cardinality of the  $2\delta$ -packing of the corresponding network’s space  $\mathcal{F}_{\mathcal{B}_L}$  for  $\delta \in (0, \infty)$  and with respect to  $L_2(\mathbb{P}_{\mathbf{x}})$ -norm is defined as  $\mathcal{M} := \mathcal{M}(2\delta, \mathcal{F}_{\mathcal{B}_L}, \|\cdot\|_{L_2})$ . We use the notation  $D_{\text{KL}}(\mathbb{P}||\mathbb{Q})$  to denote the Kullback-Leibler (KL) divergence between two probability distributions  $\mathbb{P}$  and  $\mathbb{Q}$ . We define  $[\mathcal{M}] := \{1, \dots, \mathcal{M}\}$  as the index set. And we define the notation  $X^n := (\mathbf{x}_1, \dots, \mathbf{x}_n)^{\top}$  and  $Y^n := (y_1, \dots, y_n)^{\top}$ .

We now proceed to provide the definition of packing number (Vaart & Wellner, 1996), which is of great importance in our study.

**Definition 3.1** (Packing number). *Consider a metric space consisting of a set  $\mathcal{F}_{\mathcal{B}_L}$  and a semi metric  $\rho$  as defined in Section 2 then, an  $2\delta$ -packing of  $\mathcal{F}_{\mathcal{B}_L}$  in the semi metric  $\rho$  is a collection  $\{f_{\Theta^1}, \dots, f_{\Theta^{\mathcal{M}}}\} \subseteq \mathcal{F}_{\mathcal{B}_L}$  such that  $\rho(f_{\Theta^j}, f_{\Theta^k}) \geq 2\delta$  for all  $j, k \in [\mathcal{M}]$  and  $j \neq k$ . The  $2\delta$ -packing number  $\mathcal{M}(2\delta, \mathcal{F}_{\mathcal{B}_L}, \rho)$ , is the cardinality of the largest  $2\delta$ -packing.*

Our next lemma provides a lower bound for the log of the packing number of a ReLU network’s space.

**Lemma 3.2** (Lower bounding the packing numbers of ReLU feed-forward networks’ spaces). *For a sparse collection of deep ReLU feed-forward networks’ spaces  $\mathcal{F}_{\mathcal{B}_L}$ , there exist  $\delta \in (0, \infty)$  such that*

$$\log \mathcal{M}(2\delta, \mathcal{F}_{\mathcal{B}_L}, \|\cdot\|_{L_2}) \geq \left(\frac{\tau V_{\mathcal{F}}}{20\delta}\right)^2 \log(d),$$

where  $\tau \in (0, \infty)$  is a numerical constant and  $V_{\mathcal{F}} = (v_s/L)^L$ .

This lemma provides valuable insights into the capacity and potential complexity of ReLU feed-forward networks. The key components of this bound are twofold: 1. the favorite  $\log(d)$  factor (and not the huge network size) and 2. the factor  $V_{\mathcal{F}}$ , that both are enhanced employing the  $\ell_1$ -norm control over the parameters of the network. In particular, the logarithmic dependence on the input dimension  $d$  and the factor  $V_{\mathcal{F}}$  offer a perspective on how complexity growth relates to the network size and the sparsity level.

## 4 PROOF OF THEOREM 2.2

Here, we provide the proof of our main theorem:

*Proof.* The proof is based on employing a variants of Fano’s method well-known as “local packing” or “rescaling” (Wainwright, 2019; Yang & Barron, 1999) and our Lemma 3.2.

Let’s start the proof writing the mutual information in terms of KL divergence (see also Section B): assuming a  $2\delta$ -packing is available with centers  $j \in [\mathcal{M}]$ , then, using Wainwright (2019, Equation 15.30) we can obtain

$$I(J; Y^n | X^n) = \frac{1}{\mathcal{M}} \sum_{j=1}^{\mathcal{M}} D_{\text{KL}}(\mathbb{P}_{f_{\Theta^j}}^n \parallel \bar{\mathbb{Q}}) \leq \max_{j,k \in [\mathcal{M}], j \neq k} D_{\text{KL}}(\mathbb{P}_{f_{\Theta^j}}^n \parallel \mathbb{P}_{f_{\Theta^k}}^n),$$

where  $\bar{\mathbb{Q}} := \sum_{j=1}^{\mathcal{M}} \mathbb{P}_{f_{\Theta^j}}^n$  is the mixture distribution. The naive idea of “local packing” is considering a  $2\delta$ -packing within the space  $\mathcal{F}_{\mathcal{B}_L}$  (in the semi metric  $\rho$ ) such that  $\max_{j,k \in [\mathcal{M}], j \neq k} D_{\text{KL}}(\mathbb{P}_{f_{\Theta^j}}^n \parallel \mathbb{P}_{f_{\Theta^k}}^n) \leq n(2\kappa\delta)^2$  for a quantity  $\kappa \in [1, \infty)$ . That implies the KL divergence should be bounded by a multiple of  $\delta$  for all centers in the packing set. In fact, instead of the whole space, we consider just a local area of that (specified as a ball with radius  $2\kappa\delta$ ). Then, employing our earlier display implies an upper bound for the mutual information.

Following above technique, we focus on a local area of the network’s space and call it  $\mathcal{F}_S$ , consider a  $2\delta$ -packing set of that where for two distinct networks  $f_{\Theta^j}, f_{\Theta^k} \in \mathcal{F}_S$  with  $j, k \in [\mathcal{M}']$  we have  $\rho(f_{\Theta^j}(\mathbf{x}), f_{\Theta^k}(\mathbf{x})) \geq 2\delta$ . Also, we suppose that  $\rho(f_{\Theta^j}(\mathbf{x}), f_{\Theta^k}(\mathbf{x})) \leq 2\kappa\delta$  for a constant  $\kappa \in [1, \infty)$  for  $f_{\Theta^j}, f_{\Theta^k} \in \mathcal{F}_S$  with  $j, k \in [\mathcal{M}']$  (note that we can always find such an area just by rescaling across our networks output; exact value of  $\delta$  be specified later). Then, employing Lemma B.3, we obtain

$$D_{\text{KL}}(\mathbb{P}_{f_{\Theta^j}}^n \parallel \mathbb{P}_{f_{\Theta^k}}^n) \leq \frac{n}{2\sigma^2} \rho(f_{\Theta^j}(\mathbf{x}), f_{\Theta^k}(\mathbf{x}))^2 \leq \frac{n}{2\sigma^2} (2\kappa\delta)^2,$$

for all  $j \neq k \in [\mathcal{M}']$ , where the last inequality is reached using our assumption on  $\mathcal{F}_S$ , that is a ball with radius  $\kappa\delta$ . Collecting results above, we can obtain  $I(J; Y^n | X^n) \leq n(2\kappa\delta)^2 / 2\sigma^2$  (see also Lemma B.5).

In the second step and based on (local) Fano’s inequality, we need to specify  $2\delta$ -packing set with the largest cardinality to verify  $(I(J; Y^n | X^n) + \log 2) / \log \mathcal{M} \leq 1/2$ . So we assign the value of  $\delta$  to ensure

$$\log \mathcal{M}(2\delta, \mathcal{F}_S, \|\cdot\|_{L_2}) \geq \left( \frac{n(2\kappa\delta)^2}{\sigma^2} + 2 \log 2 \right) \geq \left( \frac{8n(\kappa\delta)^2}{\sigma^2} \right).$$

Next step is lower bounding  $\log \mathcal{M}(2\delta, \mathcal{F}_S, \|\cdot\|_{L_2})$ . Let recall that  $\mathcal{F}_S$  is a local area of  $\mathcal{F}_{\mathcal{B}_L}$  ( $\mathcal{F}_S \subset \mathcal{F}_{\mathcal{B}_L}$ ). Employing Yang & Barron (1999, Lemma 3),  $\log \mathcal{M}(2\delta, \mathcal{F}_S, \|\cdot\|_{L_2})$  that is a local-entropy can be lower-bounded on a high level by a fraction of  $\log \mathcal{M}(2\delta, \mathcal{F}_{\mathcal{B}_L}, \|\cdot\|_{L_2})$  that is the global entropy. Accordingly, we employ our lower bound on the packing number in Lemma 3.2 as a lower bounding (a fraction of)  $\log \mathcal{M}(2\delta, \mathcal{F}_{\mathcal{B}_L}, \|\cdot\|_{L_2})$  that implies

$$\frac{8}{\sigma^2} n(\kappa\delta)^2 = \left( \frac{\tau V_{\mathcal{F}}}{20\delta} \right)^2 \log(d),$$

and gives

$$\delta^2 = \frac{\tau\sigma V_{\mathcal{F}}}{40\kappa} \sqrt{\frac{\log(d)}{2n}}.$$

Let note that our specified value for  $\delta$  above is not exact, because for simplicity we just keep the impact of main factors like  $n, d$  and  $\sigma$ , while skipping some constants connecting the local and global entropy. Substituting the obtained value of  $\delta$  into “local packing” version of Fano’s inequality (Wainwright, 2019, Section 15.3.3) can yield

$$\begin{aligned} \mathcal{R}_{(n,d)}(\mathcal{F}_{\mathcal{B}_L}; \Phi \circ \rho) &\geq \frac{1}{2} \Phi \left[ \left( \frac{\tau\sigma V_{\mathcal{F}}}{40\kappa} \sqrt{\frac{\log(d)}{2n}} \right)^{1/2} \right] \\ &= \frac{1}{2} \Phi \left[ \left( \frac{\tau\sigma V_{\mathcal{F}}}{40\kappa} \right)^{1/2} \left( \frac{\log(d)}{2n} \right)^{1/4} \right]. \end{aligned}$$

We can plug the value of  $c$ — in the view of Theorem 2.2— into this inequality and get

$$\mathcal{R}_{(n,d)}(\mathcal{F}_{\mathcal{B}_L}; \Phi \circ \rho) \geq \frac{1}{2} \Phi \left[ c \sqrt{V_{\mathcal{F}}} \left( \frac{\log(d)}{2n} \right)^{1/4} \right],$$

which proves our first claim.

For the second claim, we simply use  $\Phi(\cdot) = (\cdot)^2$  to obtain

$$\mathcal{R}_{(n,d)}(\mathcal{F}_{\mathcal{B}_L}; \Phi \circ \rho) \geq \frac{c^2}{2} (V_{\mathcal{F}}) \sqrt{\frac{\log(d)}{n}}.$$

Based on our mini-max risk setting (Section 2), the above expression can be presented as follows:

$$\inf_{\hat{f}} \sup_{f^* \in \mathcal{F}_{\mathcal{B}_L}} \mathbb{E}_{(\mathbf{x}_i, y_i)_{i=1}^n} [\|\hat{f} - f^*\|_{L_2}^2] \geq \frac{c^2}{2} (V_{\mathcal{F}}) \sqrt{\frac{\log(d)}{n}},$$

as desired.  $\square$

#### 4.1 PROOF OF LEMMA 3.2

*Proof.* The core of this proof involves two steps: first, the construction of a subclass of functions within  $\mathcal{F}_{\mathcal{B}_L}$ , and then finding a lower bound for log of the cardinality of the constructed class. Second, using the fact that a lower bound for the cardinality of a smaller space can serve as a lower bound for the cardinality of the larger space. Let us begin by discussing the construction of the subclass of the function class  $\mathcal{F}_{\mathcal{B}_L}$ .

##### STEP 1: THE CONSTRUCTION A SUBCLASS OF FUNCTION CLASS $\mathcal{F}_{\mathcal{B}_L}$

Our first step is to construct a subclass of our defined function class  $\mathcal{F}_{\mathcal{B}_L}$  and then to find a lower bound for the log of the packing number of the constructed class. To achieve this, we begin by defining a set of binary vectors  $\mathcal{C} \in \{0, 1\}^d$  for  $d \in [10, \infty)$  such that each element of this set has a Hamming weight of  $d'$ , where  $d' \in [1, d/10]$  and the cardinality of this set is denoted by  $S$ . Recall that, we assume that  $v_0 = 1$ , so, we can choose  $d' = v_0^2 = 1$ . Then, anyone can readily conclude that  $S = d$  and we can consider the vector  $\mathbf{b}_i \in \{0, 1\}^d$  as a vector with all the entries equal to zero except for the  $i$ th entry, which is set to one. It implies that for all  $i \neq j \in \{1, \dots, S\}$

$$|\mathbf{b}_i^\top \mathbf{b}_j| = 0.$$

We can also conclude that for each  $\mathbf{b}_i$  with  $i \in \{1, \dots, S\}$ , we have

$$\|\mathbf{b}_i\|_2 = \sqrt{((\mathbf{b}_i)_1)^2 + \dots + ((\mathbf{b}_i)_d)^2} = 1.$$

Following the same argument as above we have

$$\|\mathbf{b}_i\|_1 = |(\mathbf{b}_i)_1| + \dots + |(\mathbf{b}_i)_d| = 1.$$

Then, for an enumeration  $\mathbf{b}_1, \dots, \mathbf{b}_S$  of  $\mathcal{C}$ , we claim that the function space  $\mathcal{F}_0$  as defined below can represent a subspace of  $\mathcal{F}_{\mathcal{B}_L}$ :

$$\mathcal{F}_0 := \left\{ f_{(\overline{\mathbf{w}}, \mathbf{b})}(\mathbf{x}) := \frac{V_{\mathcal{F}}}{\lambda} \sum_{k=1}^S \overline{w}_k \phi^1(\mathbf{b}_k^\top \mathbf{x}) : \overline{\mathbf{w}} \in \overline{\mathcal{A}} \right\}$$

with  $\overline{\mathbf{w}} := (V_{\mathcal{F}}/\lambda)\overline{\mathbf{w}}$  and  $\overline{\mathcal{A}} := \{\overline{\mathbf{w}} \in \{0, \tau\}^S : \|\overline{\mathbf{w}}\|_1 = \tau\lambda\}$  for  $V_{\mathcal{F}}, \tau \in (0, \infty)$  and an integer  $\lambda \in [1, S/10]$  (exact values of  $V_{\mathcal{F}}$  and  $\lambda$  be specified later in the proof, while the  $\tau$  is a constant depending on  $v_s$ .) We argue that  $\mathcal{F}_0$  is representing a subspace of deep neural networks  $\mathcal{F}_{\mathcal{B}_L}$  with non-negative weight matrices  $W^l$  for  $l \in \{1, \dots, L\}$  inspired by Hebiri & Lederer (2020). To be more precise, we state that for a fixed pair  $\lambda, \tau$  and  $\forall \overline{\mathbf{w}} \in \overline{\mathcal{A}}$ , there exists a tuple of non-negative weight matrices  $(W^1, \dots, W^L)$  with  $\sum_{l=1}^L \|W^l\|_1 \leq v_s$  that their product verifies  $W^L W^{L-1} \dots W^1 = \overline{\mathbf{w}}$  (see Remark 4.1). For example, for a large enough  $v_s$ , we can fix  $\tau = 1$ , since our network space  $\mathcal{F}_{\mathcal{B}_L}$  can generate binary vectors  $\overline{\mathbf{w}}$  with cardinality  $S$  employing a suitable tuple of non-negative matrices  $(W^1, \dots, W^L)$ . In fact, we are using the property that for non-negative weight matrices, the ReLU

activations in deep neural networks (for layers  $l \in \{1, \dots, L\}$ ) can be ignored and so, deep network for the corresponding layers behaves like a simple matrix product (Hebiri & Lederer, 2020). This property gives us the chance to write those specific networks (with non-negative weight matrices) in the form of a shallow neural network as stated in  $\mathcal{F}_0$ . Let's also note that for the corresponding networks, we can 1. invoke compatible norms  $L$  times, 2. use the inequality of arithmetic and geometric means, 3. definition of our ReLU network's space (defined in Section 2) and 4. invoke the definition of  $V_{\mathcal{F}}$ — in the view of Theorem 2.2—, to get

$$\begin{aligned}
\|W^L W^{L-1} \dots W^1\|_1 &\leq \|W^L\|_1 \|W^{L-1} \dots W^1\|_\infty \\
&\vdots \\
&\leq \|W^L\|_1 \|W^{L-1}\|_1 \|W^{L-2}\|_1 \dots \|W^1\|_1 \\
&\leq \left(\frac{1}{L} \sum_{i=1}^L \|W^i\|_1\right)^L \\
&\leq \left(\frac{v_s}{L}\right)^L \\
&= V_{\mathcal{F}}.
\end{aligned}$$

Some rewriting over the  $\mathcal{F}_0$  implies

$$\mathcal{F}_0 = \left\{ f_{(\bar{\mathbf{w}}, \mathbf{b})}(\mathbf{x}) = \frac{\tau V_{\mathcal{F}}}{\lambda} \sum_{k=1}^S w_k \phi^1(\mathbf{b}_k^\top \mathbf{x}) : \mathbf{w} \in \mathcal{A} \right\},$$

where  $\bar{\mathbf{w}} := (\tau V_{\mathcal{F}}/\lambda)\mathbf{w}$  and  $\mathcal{A} := \{\mathbf{w} \in \{0, 1\}^S : \|\mathbf{w}\|_1 = \lambda\}$  is the set in Lemma B.8.  $\lambda \in [1, S/10]$  is an integer and denotes as the Hamming weight of each element of this set (Klusowski & Barron, 2017, Theorem 2).

According to the above definition of  $\mathcal{F}_0$ , we have

$$\mathbb{E}[\|f_{(\bar{\mathbf{w}}, \mathbf{b})}(\mathbf{x}) - f_{(\bar{\mathbf{w}}', \mathbf{b})}(\mathbf{x})\|_{L_2}^2] = \left(\frac{\tau V_{\mathcal{F}}}{\lambda}\right)^2 \mathbb{E}\left[\left(\sum_{k=1}^S (w_k - w'_k) \phi^1(\mathbf{b}_k^\top \mathbf{x})\right)^2\right],$$

where  $\mathbf{w}, \mathbf{w}' \in \mathcal{A}$ .

Note that, based on the structure of  $\mathbf{w}$  and  $\mathbf{w}'$ , for all  $k \in \{1, \dots, S\}$ ,  $(w_k - w'_k)$  falls within the set  $\{-1, 0, 1\}$ . And if  $(w_k - w'_k) = 0$ , the value of the expected term on the right-hand side—for the corresponding  $k$ — is equal to 0; thus for the sake of convenience, we consider an integer value  $S' < S$  in such a way that  $|w_k - w'_k| = 1$  for all  $k \in \{1, \dots, S'\}$ . Based on the structure of all pairs  $\mathbf{w}, \mathbf{w}' \in \mathcal{A}$  and Lemma B.8, we can conclude that  $S' \geq \lambda/5$ . We will use  $S'$  for the remainder of the proof.

We then proceed with

$$\mathbb{E}[\|f_{(\bar{\mathbf{w}}, \mathbf{b})}(\mathbf{x}) - f_{(\bar{\mathbf{w}}', \mathbf{b})}(\mathbf{x})\|_{L_2}^2] = \left(\frac{\tau V_{\mathcal{F}}}{\lambda}\right)^2 \mathbb{E}\left[\left(\sum_{k=1}^{S'} ((w_k - w'_k) \phi^1(\mathbf{b}_k^\top \mathbf{x}))\right)^2\right].$$

Next, we are motivated to find a lower bound for  $\mathbb{E}[\|f_{(\bar{\mathbf{w}}, \mathbf{b})}(\mathbf{x}) - f_{(\bar{\mathbf{w}}', \mathbf{b})}(\mathbf{x})\|_{L_2}^2]$ . We can 1. employ the last view, 2. expand the squared over the sum and invoke the linearity of expected value, 3. invoke the linearity of expected value, 4. apply the above assumption that  $(w_k - w'_k)^2 = 1$ , 5. use the result of Lemma B.7, which shows  $\mathbb{E}[(\phi(\mathbf{b}_k^\top \mathbf{x}))^2] = 1/2$ , and the properties of sum function and 6. use the



fact that  $\mathbb{E}[\phi^1(\mathbf{b}_k^\top \mathbf{x})\phi^1(\mathbf{b}_j^\top \mathbf{x})] = 1/2\pi$ , and the properties of sum function to obtain

$$\begin{aligned}
\mathbb{E}[\|f_{(\bar{w}, \mathbf{b})}(\mathbf{x}) - f_{(\bar{w}', \mathbf{b})}(\mathbf{x})\|_{L_2}^2] &= \left(\frac{\tau V_{\mathcal{F}}}{\lambda}\right)^2 \mathbb{E}\left[\left(\sum_{k=1}^{S'} ((w_k - w'_k)\phi^1(\mathbf{b}_k^\top \mathbf{x}))\right)^2\right] \\
&= \left(\frac{\tau V_{\mathcal{F}}}{\lambda}\right)^2 \left(\sum_{k=1}^{S'} \mathbb{E}\left[\left((w_k - w'_k)\phi^1(\mathbf{b}_k^\top \mathbf{x})\right)^2\right] \right. \\
&\quad \left. + \mathbb{E}\left[\sum_{k=1}^{S'} \sum_{\substack{j=1 \\ j \neq k}}^{S'} (w_k - w'_k)\phi^1(\mathbf{b}_k^\top \mathbf{x})(w_j - w'_j)\phi^1(\mathbf{b}_j^\top \mathbf{x})\right]\right) \\
&= \left(\frac{\tau V_{\mathcal{F}}}{\lambda}\right)^2 \left(\sum_{k=1}^{S'} \mathbb{E}\left[\left((w_k - w'_k)\phi^1(\mathbf{b}_k^\top \mathbf{x})\right)^2\right] \right. \\
&\quad \left. + \sum_{k=1}^{S'} \sum_{\substack{j=1 \\ j \neq k}}^{S'} \mathbb{E}\left[(w_k - w'_k)\phi^1(\mathbf{b}_k^\top \mathbf{x})(w_j - w'_j)\phi^1(\mathbf{b}_j^\top \mathbf{x})\right]\right) \\
&= \left(\frac{\tau V_{\mathcal{F}}}{\lambda}\right)^2 \left(\sum_{k=1}^{S'} \mathbb{E}\left[\left(\phi^1(\mathbf{b}_k^\top \mathbf{x})\right)^2\right] \right. \\
&\quad \left. + \sum_{k=1}^{S'} \sum_{\substack{j=1 \\ j \neq k}}^{S'} \mathbb{E}\left[(w_k - w'_k)\phi^1(\mathbf{b}_k^\top \mathbf{x})(w_j - w'_j)\phi^1(\mathbf{b}_j^\top \mathbf{x})\right]\right) \\
&= \left(\frac{\tau V_{\mathcal{F}}}{\lambda}\right)^2 \left(\frac{S'}{2} + \sum_{k=1}^{S'} \sum_{\substack{j=1 \\ j \neq k}}^{S'} (w_k - w'_k)(w_j - w'_j)\mathbb{E}[\phi^1(\mathbf{b}_k^\top \mathbf{x})\phi^1(\mathbf{b}_j^\top \mathbf{x})]\right) \\
&= \left(\frac{\tau V_{\mathcal{F}}}{\lambda}\right)^2 \left(\frac{S'}{2} + \frac{1}{2\pi} \sum_{k=1}^{S'} \sum_{\substack{j=1 \\ j \neq k}}^{S'} (w_k - w'_k)(w_j - w'_j)\right),
\end{aligned}$$

here, we need to analyse the second term. We know that  $|w_k - w'_k| = 1$ . Thus,  $(w_k - w'_k), (w_j - w'_j)$  for  $k, j \in \{1, \dots, S'\}$  can have either the same signs or different signs that result in the corresponding positive or negative terms. The worst case happens when the number of +1 and -1 cases are equal. There, the number of total terms is  $S'(S' - 1)$ , and we have  $S'((S'/2) - 1)$  number of positive terms and the remaining terms are negative ( $S'^2/2$ ). So, we can proceed the lower bounding by 1. employing the last view, 2. considering the worst case scenario as discussed, 3. performing some simplifications, 4. performing some arithmetic math, 5. using the fact that  $(\pi - 1)/2\pi > 2/10$ ,

6. applying the conclusion that  $S' \geq \lambda/5$  and 7. performing some simplifications to obtain

$$\begin{aligned}
\mathbb{E}[\|f_{(\bar{w}, \mathbf{b})}(\mathbf{x}) - f_{(\bar{w}', \mathbf{b})}(\mathbf{x})\|_{L_2}^2] &= \left(\frac{\tau V_{\mathcal{F}}}{\lambda}\right)^2 \left(\frac{S'}{2} + \frac{1}{2\pi} \sum_{k=1}^{S'} \sum_{\substack{j=1 \\ j \neq k}}^{S'} (w_k - w'_k)(w_j - w'_j)\right) \\
&\geq \left(\frac{\tau V_{\mathcal{F}}}{\lambda}\right)^2 \left(\frac{S'}{2} + \frac{1}{2\pi} \left(S' \left(\frac{S'}{2} - 1\right) - \frac{S'^2}{2}\right)\right) \\
&= \left(\frac{\tau V_{\mathcal{F}}}{\lambda}\right)^2 \left(\frac{S'}{2} + \frac{-S'}{2\pi}\right) \\
&= \left(\frac{\tau V_{\mathcal{F}}}{\lambda}\right)^2 \left(S' \left(\frac{\pi - 1}{2\pi}\right)\right) \\
&\geq \left(\frac{\tau V_{\mathcal{F}}}{\lambda}\right)^2 \left(\frac{1}{5} S'\right) \\
&\geq \left(\frac{\tau V_{\mathcal{F}}}{\lambda}\right)^2 \left(\frac{1}{5} \times \frac{\lambda}{5}\right) \\
&= \left(\frac{(\tau V_{\mathcal{F}})^2}{25\lambda}\right).
\end{aligned}$$

So, a  $2\delta$ -separation implies

$$(2\delta)^2 = \frac{(\tau V_{\mathcal{F}})^2}{25\lambda} \implies \lambda = \left(\frac{\tau V_{\mathcal{F}}}{10\delta}\right)^2.$$

Then, we can 1. use the result of Lemma B.8 that  $\log(\#\mathcal{F}_0)$  denotes as the log of the cardinality of  $\mathcal{F}_0$  is at least  $\log\binom{S}{\lambda} \geq (\lambda/4) \log(S)$  and 2. plugin the value of  $S$  that gives

$$\begin{aligned}
\log(\#\mathcal{F}_0) &\geq \left(\frac{\tau V_{\mathcal{F}}}{20\delta}\right)^2 \log(S) \\
&= \left(\frac{\tau V_{\mathcal{F}}}{20\delta}\right)^2 \log(d).
\end{aligned}$$

Based on the formula  $\lambda = (\tau V_{\mathcal{F}}/10\delta)^2$ , when  $V_{\mathcal{F}}$  is fixed, it is evident that as  $\delta$  decreases,  $\lambda$  increases. Moreover, since  $\lambda \leq d/10$ , we need to assume that  $d$  is large enough. Consequently, for small values of  $\delta$ , a sufficiently wide network becomes necessary. This observation is particularly interesting as it provides valuable insights into selecting an appropriate width for the network based on the input dimension. The larger the input dimension  $d$ , the wider the network should be.

STEP 2: DERIVING A LOWER BOUND FOR  $\log(\#\mathcal{F}_{\mathcal{B}_L})$

For the second step, our aim is to lower bound the log of the cardinality of the function class  $\mathcal{F}_{\mathcal{B}_L}$  using the result of the first step. Since we define  $\mathcal{F}_0$  as a subclass of  $\mathcal{F}_{\mathcal{B}_L}$ , we can conclude that the lower bound established for  $\log(\#\mathcal{F}_0)$  in the first step also serves as a lower bound for  $\log(\#\mathcal{F}_{\mathcal{B}_L})$ . We then can get

$$\log \mathcal{M}(2\delta, \mathcal{F}_{\mathcal{B}_L}, \|\cdot\|_{L_2}) \geq \left(\frac{\tau V_{\mathcal{F}}}{20\delta}\right)^2 \log(d),$$

as desired.

**Remark 4.1** (Constructing a vector in  $\mathcal{A}$  using non-negative weights). *Consider an example where  $L = 3$ , width of the network is set to four, and  $\lambda = 2$ . Our aim is constructing a binary vector with the length four (where  $\lambda$  of those are ones) by a factor of  $\tau \in (0, \infty)$ . To get our desired final vector, the weights could be as follows:*

$$W^3 = [0 \quad \mathbf{c} \quad 0 \quad \mathbf{c}], \quad W^2 = W^1 = \begin{bmatrix} 0 & 0 & 0 & 0 \\ 0 & \mathbf{c} & 0 & 0 \\ 0 & 0 & 0 & 0 \\ 0 & 0 & 0 & \mathbf{c} \end{bmatrix}.$$

Then

$$W^3W^2W^1 = \begin{bmatrix} 0 & c & 0 & c \end{bmatrix} \begin{bmatrix} 0 & 0 & 0 & 0 \\ 0 & c & 0 & 0 \\ 0 & 0 & 0 & 0 \\ 0 & 0 & 0 & c \end{bmatrix} \begin{bmatrix} 0 & 0 & 0 & 0 \\ 0 & c & 0 & 0 \\ 0 & 0 & 0 & 0 \\ 0 & 0 & 0 & c \end{bmatrix} = \tau \begin{bmatrix} 0 & \mathbf{1} & 0 & \mathbf{1} \end{bmatrix}.$$

Now, for example if we set  $c = 1/2$ , then we get  $\tau = 1/8$ .

□

## 5 EMPIRICAL STUDIES

This section supports our theoretical findings with simulations on benchmark datasets. While our theoretical results were established based on feed-forward ReLU neural networks, in this empirical study, we extend our investigation to include both ReLU feed-forward networks and ReLU CNNs. The focus is on understanding whether the generalization error of ReLU neural networks scales more significantly with a  $1/n$ -rate or a  $1/\sqrt{n}$ -rate. We use prediction error of our test data as an estimate of the “generalization error” (as defined in Section 2) for the trained ReLU networks.

For our experiments, we consider both classification and regression tasks. The datasets used include MNIST, Fashion-MNIST and CIFAR10 for classification, and the California Housing Prices (CHP) dataset for regression analysis. We use Cross-entropy (CE) and Mean-squared (MS) error as loss functions for classification and regression datasets, respectively. The implementation of these neural networks was carried out using the TensorFlow library (see Appendix D for further details). It is also important to note that for none of these real-world datasets do we consider any assumptions such as Gaussian distributions or other assumptions.

We conduct our experiments in two steps: in the first step, we compute the prediction error of our test data for a trained network. In the second step, we determine the appropriate curve (either  $1/\sqrt{n}$  or  $1/n$  scales) that best fits the test error values. To address the impact of various factors like network depth ( $L$ ), the number of parameters ( $P$ ) and the width of the hidden layers, we consider appropriate curves  $(c_1 + \alpha/\sqrt{n})$  and  $(c_2 + \beta/n)$  with  $\alpha, \beta, c_1, c_2 \in (0, \infty)$ . Optimizing these parameters is achieved through the Sequential Least Squares Quadratic Programming (SLSQP) method (Kraft, 1988) and the minimize function from `scipy.optimize` is employed for SLSQP implementation. The objective function calculates the sum of squared differences between the generalization error of a neural network and two separate curves. The optimization process aims to find the values for the coefficients that minimize this sum of squared differences. We begin this investigation with the MNIST dataset.

**MNIST** The MNIST dataset contains 60 000 training images and 10 000 testing images, both with dimensions of  $28 \times 28$  pixels. In our experiments, we have increased the number of training samples by a factor of 500.

We explore various neural network architectures, including both shallow and deep ReLU feed-forward networks, along with a CNN ReLU. Figure 1(a) illustrates the result of our analysis for a shallow neural network with the width of 128, while Figure 1(b) illustrates the result for a four-hidden layer ReLU feed-forward neural network with a uniform width of 128. Additionally, Figure 1(c) illustrates the result for a CNN ReLU. Our results reveal that, across these different architectures, the curve  $(c_1 + \alpha/\sqrt{n})$  provides a better fit to model the generalization error behavior compared to the curve  $(c_2 + \beta/n)$ .

**Fashion-MNIST** The Fashion-MNIST dataset contains 60 000 training images and 10 000 testing images, both with dimensions of  $28 \times 28$  pixels. In our experiments, we have increased the number of training samples by a factor of 500 and examined with three different architectures. Figure 2(a) illustrates the result of our analysis for a shallow neural network with the width of 100, while Figure 2(b) illustrates the result for a three-hidden layer ReLU feed-forward neural network with a uniform width of 100. Additionally, Figure 2(c) illustrates the result for a CNN ReLU. Our results reveal that, across these different architectures, the curve  $(c_1 + \alpha/\sqrt{n})$  provides a better fit to model the generalization error behavior compared to the curve  $(c_2 + \beta/n)$ .

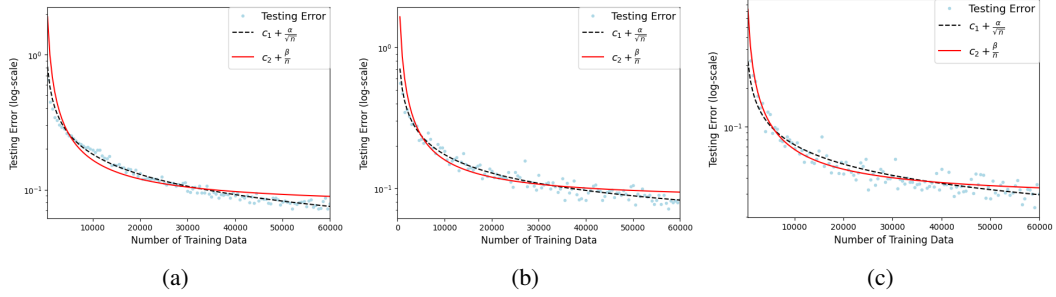


Figure 1: Comparative analysis of the strength of two curves  $(c_1 + \alpha/\sqrt{n})$  and  $(c_2 + \beta/n)$  to model the generalization error in different architectures for the MNIST dataset: (a) Shallow ReLU feed-forward network, width of 128, (b) Four-hidden-layer network, uniform width of 128, and (c) CNN ReLU network.

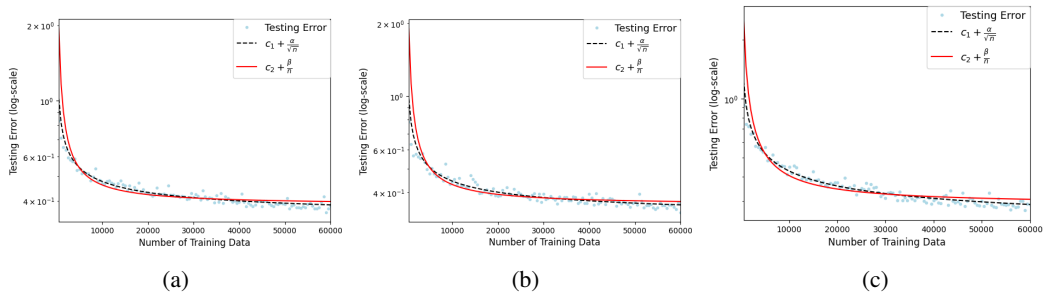


Figure 2: Comparative analysis of the strength of two curves  $(c_1 + \alpha/\sqrt{n})$  and  $(c_2 + \beta/n)$  to model the generalization error in different architectures for the Fashion-MNIST dataset: (a) Shallow ReLU feed-forward network, width of 100, (b) Three-hidden-layer network, uniform width of 100, and (c) CNN ReLU network.

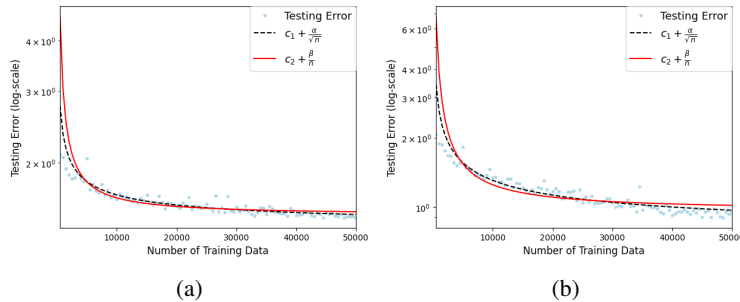


Figure 3: Comparative analysis of the strength of two curves  $(c_1 + \alpha/\sqrt{n})$  and  $(c_2 + \beta/n)$  to model the generalization error in different architectures for the CIFAR10 dataset: (a) Shallow ReLU feed-forward network, width of 1000, (b) CNN ReLU network.

**CIFAR10** The CIFAR10 dataset contains 50 000 training images and 10 000 testing images, both with dimensions of  $32 \times 32$  pixels.

In our experiments, we have increased the number of training samples by a factor of 500. We explore various neural network architectures, including both ReLU feed-forward networks and CNN ReLU. Figure 3(a) illustrates the result of our analysis for a shallow ReLU neural network with the width of 1000, and Figure 3(b) illustrates the result for a CNN ReLU network. Our results reveal that, across these different architectures, the curve  $(c_1 + \alpha/\sqrt{n})$  provides a better fit to model the generalization error behavior compared to the curve  $(c_2 + \beta/n)$ .

**California housing prices (CHP)** The version considered in this study comprises 8 numeric input attributes and a dataset of 20 640 samples. These samples were randomly divided into 15 000 for the training data and the remaining for the test data. The batch size for the training samples is set to 20. For this dataset, we increased the number of training samples by a factor of 200. Figure 4 reveals that for a five-hidden layer ReLU feed-forward neural network with a uniform width of 300, the curve  $(c_1 + \alpha/\sqrt{n})$  provides a better fit to model the generalization error behavior compared to  $(c_2 + \beta/n)$ .

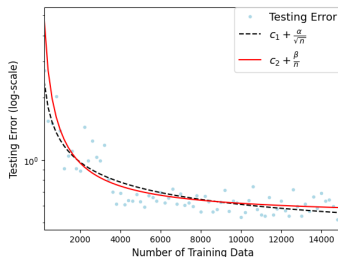


Figure 4: Comparative analysis of the strength of two curves  $(c_1 + \alpha/\sqrt{n})$  and  $(c_2 + \beta/n)$  to model the generalization error of a five-hidden layer network with a uniform width of 300 for CHP dataset

All the results for both classification and regression suggest that the generalization error scales more significantly with a  $1/\sqrt{n}$ -rate rather than a  $1/n$ -rate. This observations hold true for both ReLU feed-forward networks and ReLU CNNs.

## 6 CONCLUSION

This paper uses Fano’s inequality to establish a mini-max risk lower bound for ReLU feed-forward neural networks. The bound scales at the rate  $\sqrt{\log(d)/n}$ . Our empirical findings support this conclusion and indicate that for both regression and classification problems, the generalization error of ReLU neural networks scales at the rate  $1/\sqrt{n}$ . More specifically, our theories and empirical results demonstrate that the generalization error of a ReLU feed-forward network cannot be improved

---

beyond the rate  $1/\sqrt{n}$  in general. Our theory is also much closer to current practice than earlier works: for example, we focus on deep networks rather than shallow ones (S. Du et al., 2018; Klusowski & Barron, 2017), and we employ ReLU activation functions instead of Sinusoidal (Klusowski & Barron, 2017) or linear (S. Du et al., 2018) activation functions.

The current discussions about large language models (LLMs) illustrate that our research is extremely relevant and timely. The training data for LLMs have steadily grown over the last years: for example, GPT-3 was trained on about 300 billion tokens (Brown et al., 2020), Chinchilla on about 1.4 trillion tokens (Hoffmann et al., 2022), GPT-4 on about 13 trillion tokens (OpenAI, 2023) and Llama 3 on over 15 trillion tokens (Meta, 2024). However, it is believed that this trend will have a natural end soon: there will simply not be enough fresh texts any more. A trend is, therefore, the development of smaller models, such as Phi-3-Mini (Abdin et al., 2024), which are trained on less data in general and on “real” data enriched with synthetic data. But how much data are really needed for such minimal AI-solutions? This paper is a small step toward answering this question.

## REFERENCES

- Marah Abdin, Sam Ade Jacobs, Ammar Ahmad Awan, Jyoti Aneja, Ahmed Awadallah, Hany Awadalla, Nguyen Bach, Amit Bahree, Arash Bakhtiari, Harkirat Behl, Alon Benhaim, Misha Bilenko, Johan Bjorck, Sébastien Bubeck, Martin Caio, Caio César Teodoro Mendes, Weizhu Chen, Vishrav Chaudhary, Parul Chopra, Allie Del Giorno, Gustavo de Rosa, Matthew Dixon, Ronen Eldan, Dan Iter, Amit Garg, Abhishek Goswami, Suriya Gunasekar, Emman Haider, Junheng Hao, Russell J. Hewett, Jamie Huynh, Mojan Javaheripi, Xin Jin, Piero Kauffmann, Nikos Karampatziakis, Dongwoo Kim, Mahoud Khademi, Lev Kurilenko, James R. Lee, Yin Tat Lee, Yuanzhi Li, Chen Liang, Weishung Liu, Eric Lin, Zeqi Lin, Piyush Madan, Arindam Mitra, Hardik Modi, Anh Nguyen, Brandon Norick, Barun Patra, Daniel Perez-Becker, Thomas Portet, Reid Pryzant, Heyang Qin, Marko Radmilac, Corby Rosset, Sambudha Roy, Olatunji Ruwase, Olli Saarikivi, Amin Saied, Adil Salim, Michael Santacroce, Shital Shah, Ning Shang, Hiteshi Sharma, Xia Song, Masahiro Tanaka, Xinghan Wang, Rachel Ward, Chengruidong Yu, Cyril Zhang, Jianwen Zhang, Li Lyna Zhang, Yi Zhang, Yue Zhang, Yunan Zhang, and Xiren Zhou. Phi-3 technical report: a highly capable language model locally on your phone. *arxiv.org/pdf/2404.14219*, 2024.
- M. Anthony and Peter Bartlett. *Neural network learning: Theoretical foundations*. Cambridge Univ. Press, 2009.
- Sanjeev Arora, Rong Ge, Behnam Neyshabur, and Yi Zhang. Stronger generalization bounds for deep nets via a compression approach. In *ICML*, pp. 254–263, 2018.
- Vijay Badrinarayanan, Alex Kendall, and Roberto Cipolla. SegNet: A deep convolutional encoder-decoder architecture for image segmentation. *IEEE Trans. Pattern Anal. Mach. Intell.*, 39(12): 2481–2495, 2017.
- Peter Bartlett, Dylan Foster, and Matus Telgarsky. Spectrally-normalized margin bounds for neural networks. In *NIPS*, volume 30, pp. 6240–6249, 2017.
- Alexei Botchkarev. Performance metrics (error measures) in machine learning regression, forecasting and prognostics: Properties and typology. *arXiv:1809.03006*, 2018.
- Tom B. Brown, Benjamin Mann, Nick Ryder, Melanie Subbiah, Jared Kaplan, Prafulla Dhariwal, Arvind Neelakantan, Pranav Shyam, Girish Sastry, Amanda Askell, Sandhini Agarwal, Ariel Herbert-Hess, Gretchen Krueger, Tom Henighan, Rewon Child, Aditya Ramesh, Daniel M. Ziegler, Jeffrey Wu, Clemens Winter, Christopher Hesse, Mark Chen, Eric Sigler, Mateusz Litwin, Scott Gray, Benjamin Chess, Jack Clark, Christopher Berner, Sam McCandlish, Alec Radford, Ilya Sutskever, and Dario Amodei. Language models are few-shot learners. *arxiv.org/abs/2005.14165*, 2020.
- Noah Golowich, Alexander Rakhlin, and Ohad Shamir. Size-independent sample complexity of neural networks. In *COLT*, volume 75, pp. 297–299, 2018.
- Ian Goodfellow, Yoshua Bengio, and Aaron Courville. *Deep learning*. MIT Press, 2016.

- 
- Alex Graves, Abdelrahman Mohamed, and Geoffrey.E. Hinton. Speech recognition with deep recurrent neural networks. In *ICASSP*, pp. 6645–6649, 2013.
- Yilin Guo<sup>1</sup>, Shubhangi Ghosh, Haolei Weng, and Arian Maleki. A note on the minimax risk of sparse linear regression. *arxiv.org/pdf/2405.05344*, 2024.
- Satoshi Hayakawa and Taiji Suzuki. On the minimax optimality and superiority of deep neural network learning over sparse parameter spaces. *Neural Networks*, 123:343–361, 2020.
- Mohamed Hebiri and Johannes Lederer. Layer sparsity in neural networks. *arxiv.org/abs/2006.15604*, 2020.
- Yaoshiang Ho and Samuel Woogy. The real-world-weight cross-entropy loss function: Modeling the costs of mislabeling. *IEEE Access*, 8:4806–4813, 2019.
- Jordan Hoffmann, Sebastian Borgeaud, Arthur Mensch, Elena Buchatskaya, Trevor Cai, Eliza Rutherford, Diego de Las Casas, Lisa Anne Hendricks, Johannes Welbl, Aidan Clark, Tom Hennigan, Eric Noland, Katie Millican, George van den Driessche, Bogdan Damoc, Aurelia Guy, Simon Osindero, Karen Simonyan, Erich Elsen, Jack W. Rae, Oriol Vinyals, and Laurent Sifre. Training compute-optimal large language models. *arxiv.org/abs/2203.15556*, 2022.
- Masaaki Imaizumi and Kenji Fukumizu. Deep neural networks learn non-smooth functions effectively. In *AISTATS*, volume 89, pp. 869–878, 2019.
- Anatoli B. Juditsky, Oleg V. Lepski, and Alexandre B. Tsybakov. Nonparametric estimation of composite functions. *Ann. Statist.*, 37(3):1360–1404, 2009.
- Jason.M. Klusowski and Andrew Barron. Mini-max lower bounds for ridge combinations including neural nets. In *ISIT*, 2017.
- Michael Kohler and Adam Krzyżak. Nonparametric regression based on hierarchical interaction models. *IEEE Trans. Inform. Theory*, 63(3):1620–1630, 2017.
- Dieter Kraft. *A software package for sequential quadratic programming*. Know. Reporting d. DFVLR, 1988.
- Yann LeCun, Yoshua Bengio, and Geoffrey Hinton. Deep learning. *Nature*, 521:436–444, 2015.
- Johannes Lederer. *Fundamentals of high-dimensional statistics with exercises and R labs*. Springer, 2022.
- Johannes Lederer. Statistical guarantees for sparse deep learning. *AStA Adv. Stat. Anal.*, 2023.
- Meta. Introducing meta llama 3: the most capable openly available llm to date. <https://ai.meta.com/blog/meta-llama-3/>, 2024.
- Ali Mohades and Johannes Lederer. Reducing computational and statistical complexity in machine learning through cardinality sparsity. *arxiv.org/abs/2302.08235*, 2023.
- Kevin P. Murphy. *Machine learning: A probabilistic perspective (adaptive computation and machine learning series)*. The MIT Press, 2012.
- Vaishnavh Nagarajan and J. Zico Kolter. Generalization in deep networks: The role of distance from initialization. *arxiv.org/abs/1901.01672*, 2019.
- Behnam Neyshabur, Ryota Tomioka, and Nathan Srebro. Norm-based capacity control in neural networks. In *COLT*, volume 40, pp. 1376–1401, 2015.
- Behnam Neyshabur, Srinadh Bhojanapalli, David Mcallester, and Nati Srebro. Exploring generalization in deep learning. In *NIPS*, pp. 5949–5958, 2017.
- Behnam Neyshabur, Srinadh Bhojanapalli, and Nathan Srebro. A pac-bayesian approach to spectrally-normalized margin bounds for neural networks. In *ICLR*, 2018.
- OpenAI. Gpt-4 technical report. *arxiv.org/pdf/2303.08774*, 2023.

- 
- Rahul Parhi and Robert Nowak. What kinds of functions do deep neural networks learn? insights from variational spline theory. *SIAM J. Math. Data Sci.*, 4(2):464–489, 2022.
- Garvesh Raskutti, Bin Yu, and Martin.J. Wainwright. Lower bounds on minimax rates for nonparametric regression with additive sparsity and smoothness. In *NIPS*, volume 22, 2009.
- Garvesh Raskutti, Martin J. Wainwright, and Bin Yu. Minimax-optimal rates for sparse additive models over kernel classes via convex programming. *J. Mach. Learn. Res.*, 13:389–427, 2012.
- Simon S. Du, Yining Wang, Xiyu Zhai, Sivaraman Balakrishnan, Ruslan Salakhutdinov, and Aarti Singh. How many samples are needed to estimate a convolutional neural network? In *NIPS*, 2018.
- Jonathan Scarlett and Volkan Cevher. *An introductory guide to fano’s inequality with applications in statistical estimation*. Cambridge Uni. Press, 2021.
- Johannes Schmidt-Hieber. Nonparametric regression using deep neural networks with relu activation function. *Ann. Statist.*, 48(4):1875–1897, 2020.
- Johannes Schmidt-Hieber and Thijs Bos. Convergence rates of deep relu networks for multiclass classification. *Electron. J. Stat.*, 16(1):2724–2773, 2022.
- Taiji Suzuki. Adaptivity of deep relu network for learning in besov and mixed smooth besov spaces: Optimal rate and curse of dimensionality. In *ICRL*, 2019.
- Mahsa Taheri, Fang Xie, and Johannes Lederer. Statistical guarantees for regularized neural networks. *Neural Networks*, 142:148–161, 2021.
- Kazuma Tsuji. Estimation error analysis of deep learning on the regression problem on the variable exponent besov space. *Electron. J. Stat.*, 15(1):1869–1908, 2021.
- Aad W. Vaart and Jon A. Wellner. *Weak convergence and empirical processes with applications to statistics*. Springer, 1996.
- Martin.J. Wainwright. *High-dimensional statistics : A non-asymptotic viewpoint*. Cambridge Uni. Press, 2019.
- Yuhong Yang and Andrew Barron. Information-theoretic determination of minimax rates of convergence. *Ann. Statis.*, 27(5):1564–1599, 1999.
- Dmitry Yarotsky. Error bounds for approximations with deep relu networks. *Neural Networks*, 94: 103–114, 2017.
- Kaiqi Zhang and Yu-Xiang Wang. Deep learning meets nonparametric regression: Are weight decayed dnns locally adaptive? In *ICLR*, 2023.



---

## A A HIGH-LEVEL IDEA FOR PROVING OUR THEOREM 2.2:

We first construct a finite collection of networks  $\{f_{\Theta^1}, \dots, f_{\Theta^M}\} \subseteq \mathcal{F}_{\mathcal{B}_L}$  such that  $\rho(f_{\Theta^j}, f_{\Theta^k}) \geq 2\delta$  for all  $j, k \in [M]$  and  $j \neq k$ . Then, we find an upper bound for the KL divergence of the corresponding family of distributions  $\{\mathbb{P}_{f_{\Theta^1}}^n, \dots, \mathbb{P}_{f_{\Theta^M}}^n\}$  along with finding a lower bound for packing of the  $2\delta$ -packing sets. Finally, we employ a variants of Fano’s method well-known as “local packing” or “rescaling” to achieve the lower bound for the mini-max risk of ReLU feed-forward networks.

## B FURTHER TECHNICAL RESULTS

In this section, we present additional technical results from the work of others and our own, that are essential for the proof of Theorem 2.2’s components but might also be of interest by themselves. We divide the results into two main parts. The first part includes Lemma B.5 and a few other results that are contained in the proof of this lemma, and the second part includes a few results, both from our work and others’ to prove Lemma 3.2. Before providing those preliminary results, we provide the general formula for Fano’s inequality (Wainwright, 2019, Proposition 15.12). Based on the concept of packing number, assume that  $\{\mathbb{P}_{f_{\Theta^1}}^n, \dots, \mathbb{P}_{f_{\Theta^M}}^n\}$  is a family of  $n$ -product distributions (as defined in Part 1) for the corresponding neural networks  $f_{\Theta^1}, \dots, f_{\Theta^M}$  which satisfy  $\rho(f_{\Theta^j}(\mathbf{x}), f_{\Theta^k}(\mathbf{x})) \geq 2\delta$  for all  $j, k \in [M]$  and  $j \neq k$ . Then, assume that  $J$  is uniformly distributed over the index set  $[M]$  and the conditional distribution of  $(Y^n|X^n)$  given  $J$  defined by  $((Y^n|X^n) | J = j) \sim \mathbb{P}_{f_{\Theta^j}}^n$ . Accordingly, Fano’s inequality can be formalized as:

**Lemma B.1** (Fano’s Inequality). *Let  $\{f_{\Theta^1}, \dots, f_{\Theta^M}\} \subseteq \mathcal{F}_{\mathcal{B}_L}$  be a  $2\delta$ -packing set with respect to  $\rho$ . Then, for any increasing function  $\Phi : [0, \infty) \rightarrow [0, \infty)$ , the mini-max risk is lower bounded by*

$$\mathcal{R}_{(n,d)}(\mathcal{F}_{\mathcal{B}_L}; \Phi \circ \rho) \geq \Phi(\delta) \left( 1 - \frac{I(J; Y^n|X^n) + \log 2}{\log M} \right).$$

The symbol  $I(J; Y^n|X^n)$  represents the mutual information between a random index  $J$ , which is drawn uniformly from the index set  $[M]$  and the samples  $(Y^n|X^n)$  drawn from the prior distribution  $\mathbb{P}_{f_{\Theta^j}}^n$  corresponding to  $f_{\Theta^j} := f_{\Theta^j}$ . The mutual information, measures how much information can be revealed about the index  $J$  of a  $2\delta$ -packing set by drawing the samples  $(Y^n|X^n)$ .

### PART 1: PRELIMINARY RESULTS FOR UPPER BOUNDING THE MUTUAL INFORMATION

We present some auxiliary results that are contained in the proof of Lemma B.5. To follow these results more conveniently, we explain the necessary steps briefly. After defining the KL divergence as a measure of distance between two probability measures, we calculate the KL divergence between two multivariate normal distributions Hayakawa & Suzuki (2020, Lemma A.1). Then, we calculate KL divergence of  $n$ -product of two multivariate normal distributions and finally, we find the connection between the mutual information and KL divergence.

The KL divergence between two different probability distributions  $\mathbb{P}$  and  $\mathbb{Q}$  on domain  $\mathcal{X}$  with densities  $p(\mathbf{x})$  and  $q(\mathbf{x})$ , respectively, can be defined as (Wainwright, 2019, Equation 3.57)

$$D_{\text{KL}}(\mathbb{P} \parallel \mathbb{Q}) = \int_{\mathbf{x} \in \mathcal{X}} p(\mathbf{x}) \log \frac{p(\mathbf{x})}{q(\mathbf{x})} d\mathbf{x}.$$

As we have  $n$  data samples, we are interested to find the KL divergence between two different  $n$ -product distributions. Assume that  $(\mathbb{P}^1, \dots, \mathbb{P}^n)$  be a collection of  $n$  probability distributions, and define  $\mathbb{P}^{1:n} := \bigotimes_{i=1}^n \mathbb{P}^i$  as the  $n$ -product distributions. Define another  $n$ -product distribution  $\mathbb{Q}^{1:n}$  in a similar way. For the ease of notation, we define  $\mathbb{P}^n := \mathbb{P}^{1:n}$  and  $\mathbb{Q}^n := \mathbb{Q}^{1:n}$ . Then, the connection between the KL divergence of  $n$ -product distributions  $\mathbb{P}^n$  and  $\mathbb{Q}^n$  and the KL divergence of the individual pairs (Wainwright, 2019, Equation 15.11a), can be formalized as the following lemma:

**Lemma B.2** (Decomposition of the KL divergence for  $n$ -product distributions). *For two  $n$ -product distributions  $\mathbb{P}^n$  and  $\mathbb{Q}^n$ , it holds that*

$$D_{\text{KL}}(\mathbb{P}^n \parallel \mathbb{Q}^n) = \sum_{i=1}^n D_{\text{KL}}(\mathbb{P}^i \parallel \mathbb{Q}^i).$$

*And in the case of i-i-d. product distributions — meaning that  $P^i = P^1$  and  $Q^i = Q^1$  for all  $i \in \{1, \dots, n\}$ — we have*

$$D_{\text{KL}}(\mathbb{P}^n \parallel \mathbb{Q}^n) = n \times D_{\text{KL}}(\mathbb{P}^1 \parallel \mathbb{Q}^1).$$

*We consider short-hands  $\mathbb{P}$  and  $\mathbb{Q}$ , for  $\mathbb{P}^1$  and  $\mathbb{Q}^1$ , respectively. So, the previous equation takes form*

$$D_{\text{KL}}(\mathbb{P}^n \parallel \mathbb{Q}^n) = n \times D_{\text{KL}}(\mathbb{P} \parallel \mathbb{Q}).$$

We then proceed to calculate the KL divergence between two normal distributions. Consider the regression model defined in Equation (1) and the network model defined in Equation (2). We assume that the noise terms are independent and identically distributed and  $u_i \in \mathcal{N}(0, \sigma^2)$ . Recall that the explanatory variables  $\mathbf{x}_i$  follow a fixed distribution  $\mathbb{P}_{\mathbf{x}}$  and have the density  $h(\mathbf{x})$ . Then, we define  $\mathbf{z} := (\mathbf{x}, y) \in \mathbb{R}^d \times \mathbb{R}$  as the joint variable of  $\mathbf{x}$  and  $y$ . According to the conditional probability, the joint density can be written as follows:

$$\begin{aligned} p_{f_{\Theta^j}}(\mathbf{z}) &= p_{Y|X}(y|\mathbf{x})h(\mathbf{x}) \\ &= \frac{1}{\sqrt{2\pi\sigma^2}} e^{-\frac{(y-f_{\Theta^j}(\mathbf{x}))^2}{2\sigma^2}} h(\mathbf{x}), \end{aligned} \quad (6)$$

where  $j \in [\mathcal{M}]$  and  $p_{f_{\Theta^j}}(\mathbf{z})$  is the joint density of  $(\mathbf{x}, y)$  with regression function  $f_{\Theta^j}(\mathbf{x})$ . And consider  $p_{f_{\Theta^k}}(\mathbf{z})$  as another joint density of  $(\mathbf{x}, y)$  in the same manner with regression function  $f_{\Theta^k}(\mathbf{x})$  and two distinct corresponding normal distributions  $\mathbb{P}_{f_{\Theta^j}}$  and  $\mathbb{P}_{f_{\Theta^k}}$  such that have densities  $p_{f_{\Theta^j}}(\mathbf{z})$  and  $p_{f_{\Theta^k}}(\mathbf{z})$ , respectively. Recall that  $f_{\Theta^j}$  and  $f_{\Theta^k}$  are any two distinct neural networks of the neural network model defined in Section 2, which parameterized by  $\Theta^j$  and  $\Theta^k$  ( $j, k \in [\mathcal{M}]$  as any two distinct indices of the  $2\delta$ -packing set). Then, the KL divergence between any two normal distributions  $\mathbb{P}_{f_{\Theta^j}}$  and  $\mathbb{P}_{f_{\Theta^k}}$  can be calculated as the following lemma (Yang & Barron, 1999):

**Lemma B.3** (The KL divergence between two multivariate normal distributions). *Assume any two normal distributions  $\mathbb{P}_{f_{\Theta^j}}$  and  $\mathbb{P}_{f_{\Theta^k}}$  for all  $j, k \in [\mathcal{M}]$  and  $j \neq k$ , then it holds that*

$$D_{\text{KL}}(\mathbb{P}_{f_{\Theta^j}} \parallel \mathbb{P}_{f_{\Theta^k}}) = \frac{1}{2\sigma^2} \int_{\mathbf{x} \in \mathcal{X}} (f_{\Theta^j}(\mathbf{x}) - f_{\Theta^k}(\mathbf{x}))^2 h(\mathbf{x}) d\mathbf{x}$$

*And that*

$$D_{\text{KL}}(\mathbb{P}_{f_{\Theta^j}}^n \parallel \mathbb{P}_{f_{\Theta^k}}^n) = \frac{n}{2\sigma^2} \int_{\mathbf{x} \in \mathcal{X}} (f_{\Theta^j}(\mathbf{x}) - f_{\Theta^k}(\mathbf{x}))^2 h(\mathbf{x}) d\mathbf{x}.$$

To fulfill this part's goal, we have just left to find a connection between the KL divergence and the mutual information.

In the next lemma, we are interested to upper bounding the mutual information (Scarlett & Cevher, 2021) —which measures the dependence between the joint distributions and the product of the marginals of two random variables— by describing its connection with the KL divergence. Assume that under the Markov chain  $J \rightarrow f_{\Theta^J} \rightarrow (Y^n|X^n)$ , a random index  $J$  is drawn uniformly from  $\{1, \dots, \mathcal{M}\}$  and samples  $(Y^n|X^n)$  are drawn from the prior distributions  $\mathbb{P}_{f_{\Theta^j}}^n$  corresponding to  $f_{\Theta^j} := f_{\Theta^J}$ . Note that if one sample  $(Y|X)$  drawn, then we have  $I(J; Y|X)$ .

There are many tools to upper bounding the mutual information and the most straight forward tools is based on the KL divergence (Wainwright, 2019, Equation 15.34) as follows:

**Lemma B.4** (The connection between the mutual information and the KL divergence). *For any two distinct normal probability distributions  $\mathbb{P}_{f_{\Theta^j}}$  and  $\mathbb{P}_{f_{\Theta^k}}$  for all  $j, k \in [\mathcal{M}]$ , it holds that*

$$I(J; Y|X) \leq \frac{1}{\mathcal{M}^2} \sum_{\substack{j,k=1 \\ j \neq k}}^{\mathcal{M}} D_{\text{KL}}(\mathbb{P}_{f_{\Theta^j}} \parallel \mathbb{P}_{f_{\Theta^k}}).$$

For any two distinct  $n$ -product normal probability distributions  $\mathbb{P}_{f_{\Theta_j}}^n$  and  $\mathbb{P}_{f_{\Theta_k}}^n$ , it holds that

$$I(J; Y^n | X^n) \leq \frac{n}{\mathcal{M}^2} \sum_{\substack{j,k=1 \\ j \neq k}}^{\mathcal{M}} D_{\text{KL}}(\mathbb{P}_{f_{\Theta_j}} || \mathbb{P}_{f_{\Theta_k}}).$$

**Lemma B.5** (Upper bounding  $I(J; Y^n | X^n)$  of the  $2\delta$ -packing of network's space  $\mathcal{F}_{\text{BL}}$ ). For all possible pairs of two distinct networks  $f_{\Theta_j}, f_{\Theta_k} \in \mathcal{F}_{\text{BL}}$  satisfy  $\rho(f_{\Theta_j}(\mathbf{x}), f_{\Theta_k}(\mathbf{x})) \geq 2\delta$ , the mutual information  $I(J; Y^n | X^n)$  is upper bounded by

$$I(J; Y^n | X^n) \leq \frac{2n(\kappa\delta)^2}{\sigma^2},$$

for a suitable  $\kappa \in [1, \infty)$ , such that  $\rho(f_{\Theta_j}(\mathbf{x}), f_{\Theta_k}(\mathbf{x})) \leq 2\kappa\delta$ .

## PART 2: PRELIMINARY RESULTS FOR DERIVING A LOWER BOUND FOR PACKING NUMBER OF RELU NETWORKS

In this section, we present supporting lemmas that are included in the proof of Lemma 3.2 for deriving the lower bound for the packing number of our defined ReLU network's space. We start by calculating the Gaussian integrals over a half-space. Assume that  $\mathbf{x}$  is a realization of random variable  $X$  that follows the  $d$ -dimensional Gaussian distribution, then we say that for  $k \in \{1, \dots, S\}$ ,  $\mathbf{b}_k^\top \mathbf{x} > 0$  and  $\mathbf{b}_k^\top \mathbf{x} \leq 0$  are two half-spaces of hyperplane  $\mathbf{b}_k^\top \mathbf{x} = 0$  for  $\mathbf{b}_k \in \mathbb{R}^d$ . We then can define the probability density function of  $\mathbf{x}$  with mean vector  $\boldsymbol{\mu}$  and the covariance matrix  $\boldsymbol{\Sigma}$  as follows:

$$p(\mathbf{x}, \boldsymbol{\mu}, \boldsymbol{\Sigma}) = \frac{1}{(2\pi)^{d/2} \sqrt{|\boldsymbol{\Sigma}|}} \int_{\mathbf{x} \in \mathcal{X}} e^{-\frac{(\mathbf{x}-\boldsymbol{\mu})^\top \boldsymbol{\Sigma}^{-1} (\mathbf{x}-\boldsymbol{\mu})}{2}} d\mathbf{x},$$

where  $|\boldsymbol{\Sigma}| \equiv \det(\boldsymbol{\Sigma})$ , is the determinant of  $\boldsymbol{\Sigma}$ .

If  $\boldsymbol{\mu} = \mathbf{0}$ , then we have

$$p(\mathbf{x}, \mathbf{0}, \boldsymbol{\Sigma}) = \frac{1}{(2\pi)^{d/2} \sqrt{|\boldsymbol{\Sigma}|}} \int_{\mathbf{x} \in \mathcal{X}} e^{-\frac{\mathbf{x}^\top \boldsymbol{\Sigma}^{-1} \mathbf{x}}{2}} d\mathbf{x}.$$

Accordingly, the probability density function of  $\mathbf{x}$  on either half-space  $\mathbf{b}_k^\top \mathbf{x} > 0$  or  $\mathbf{b}_k^\top \mathbf{x} \leq 0$  takes the form

$$p(\mathbf{b}_k^\top \mathbf{x} > 0, \mathbf{0}, \boldsymbol{\Sigma}) = \frac{1}{(2\pi)^{d/2} \sqrt{|\boldsymbol{\Sigma}|}} \int_{\mathbf{b}_k^\top \mathbf{x} > 0} e^{-\frac{\mathbf{x}^\top \boldsymbol{\Sigma}^{-1} \mathbf{x}}{2}} d\mathbf{x},$$

and can be calculated as the following lemma:

**Lemma B.6** (Gaussian integrals over a half-space). Assume that  $\mathbf{x}, \mathbf{b}_k \in \mathbb{R}^d$  and for a fixed vector  $\mathbf{b}_k$ , we define a half-space  $\mathbf{b}_k^\top \mathbf{x} > 0$ . Then, for the corresponding probability density function it holds that

$$p(\mathbf{b}_k^\top \mathbf{x} > 0, \mathbf{0}, \boldsymbol{\Sigma}) = \frac{1}{2}.$$

In the next lemma we are motivated to employ the result of Lemma B.6 to calculate  $\mathbb{E}[(\phi(\mathbf{b}_k^\top \mathbf{x}))^2]$  which is necessary for the proof of Lemma 3.2.

**Lemma B.7** (The expectation of squared ReLU functions). Let  $\mathbf{x}$  be a Gaussian random variable and  $\mathbf{b}_k^\top \mathbf{x} > 0$  is a half-space, then,

$$\mathbb{E}[(\phi(\mathbf{b}_k^\top \mathbf{x}))^2] = \frac{1}{2}.$$

In the following lemma, we present Klusowski & Barron (2017, Lemma1), which concerns the cardinality of a set and is integral to the proof of Lemma 3.2. This lemma helps us define our desired set with a predefined Hamming weight, and its elements can be interpreted as binary codes. Now, let state the lemma.

**Lemma B.8** (Cardinality of a binary set). For integers  $d$  and  $d'$  with  $d \in [10, \infty)$  and  $d' \in [1, d/10]$ , define a set

$$\mathcal{S} := \{\mathbf{w} \in \{0, 1\}^d : \|\mathbf{w}\|_1 = d'\}.$$

Then, there exists a subset  $\mathcal{A} \subset \mathcal{S}$  with cardinality at least  $S := \sqrt{\binom{d}{d'}}$  such that each element has Hamming weight  $d'$  and any pairs of elements have minimum Hamming distance  $d'/5$ .

## C PROOFS

Here, we provide the proofs of the lemmas found in Appendix B.

### C.1 PROOF OF LEMMA B.3

*Proof.* To calculate the KL divergence between two normal distributions  $\mathbb{P}_{f_{\Theta_j}}$  and  $\mathbb{P}_{f_{\Theta_k}}$  of a continuous random variable, each with the corresponding densities  $p_{f_{\Theta_j}}(z)$  and  $p_{f_{\Theta_k}}(z)$ , for all  $j, k \in [\mathcal{M}]$  where  $j \neq k$ , we can 1. use the definition of the KL divergence, 2. plug the value of  $p_{f_{\Theta_j}}(z)$  and  $p_{f_{\Theta_k}}(z)$  in, 3. perform some simplification, 4. apply the definition of expected value, 5. the linearity of expected value, 6. use  $y = f_{\Theta_j}(\mathbf{x}) + u$ , 7. perform further rewriting, 8. apply the linearity of expected value, assuming independence between each  $u_i$  and  $\mathbf{x}_i$ , 9. cancel out the second term ( $\mathbb{E}[u] = 0$ ) and 10. recognize that only  $\mathbf{x}$  values remain, to get

$$\begin{aligned}
D_{\text{KL}}(\mathbb{P}_{f_{\Theta_j}} \parallel \mathbb{P}_{f_{\Theta_k}}) &= \int_{\mathcal{X} \times \mathcal{Y}} p_{f_{\Theta_j}}(z) \log \frac{p_{f_{\Theta_j}}(z)}{p_{f_{\Theta_k}}(z)} dz \\
&= \int_{\mathcal{X} \times \mathcal{Y}} p_{f_{\Theta_j}}(z) \log \left( \frac{(1/\sqrt{2\pi\sigma^2}) e^{-((y-f_{\Theta_j}(\mathbf{x}))^2/2\sigma^2)} h(\mathbf{x})}{(1/\sqrt{2\pi\sigma^2}) e^{-((y-f_{\Theta_k}(\mathbf{x}))^2/2\sigma^2)} h(\mathbf{x})} \right) dz \\
&= \int_{\mathcal{X} \times \mathcal{Y}} p_{f_{\Theta_j}}(z) \frac{1}{2\sigma^2} \left( (y-f_{\Theta_k}(\mathbf{x}))^2 - (y-f_{\Theta_j}(\mathbf{x}))^2 \right) dz \\
&= \mathbb{E}_{z \sim p_{f_{\Theta_j}}(z)} \left[ \frac{1}{2\sigma^2} \left( (y-f_{\Theta_k}(\mathbf{x}))^2 - (y-f_{\Theta_j}(\mathbf{x}))^2 \right) \right] \\
&= \frac{1}{2\sigma^2} \mathbb{E}_{z \sim p_{f_{\Theta_j}}(z)} \left[ (y-f_{\Theta_k}(\mathbf{x}))^2 - (y-f_{\Theta_j}(\mathbf{x}))^2 \right] \\
&= \frac{1}{2\sigma^2} \mathbb{E}_{z \sim p_{f_{\Theta_j}}(z)} \left[ (f_{\Theta_j}(\mathbf{x}) + u - f_{\Theta_k}(\mathbf{x}))^2 - (u)^2 \right] \\
&= \frac{1}{2\sigma^2} \mathbb{E}_{z \sim p_{f_{\Theta_j}}(z)} \left[ (f_{\Theta_j}(\mathbf{x}) - f_{\Theta_k}(\mathbf{x}))^2 - 2u(f_{\Theta_j}(\mathbf{x}) - f_{\Theta_k}(\mathbf{x})) \right] \\
&= \frac{1}{2\sigma^2} \left( \mathbb{E}_{z \sim p_{f_{\Theta_j}}(z)} \left[ (f_{\Theta_j}(\mathbf{x}) - f_{\Theta_k}(\mathbf{x}))^2 \right] \right. \\
&\quad \left. - 2\mathbb{E}[u] \mathbb{E}_{z \sim p_{f_{\Theta_j}}(z)} [f_{\Theta_j}(\mathbf{x}) - f_{\Theta_k}(\mathbf{x})] \right) \\
&= \frac{1}{2\sigma^2} \left( \mathbb{E}_{z \sim p_{f_{\Theta_j}}(z)} \left[ (f_{\Theta_j}(\mathbf{x}) - f_{\Theta_k}(\mathbf{x}))^2 \right] \right) \\
&= \frac{1}{2\sigma^2} \int_{\mathbf{x} \in \mathcal{X}} (f_{\Theta_j}(\mathbf{x}) - f_{\Theta_k}(\mathbf{x}))^2 h(\mathbf{x}) d\mathbf{x}.
\end{aligned}$$

Furthermore, by combining this result with Lemma B.2's result, it holds that for all  $j, k \in [\mathcal{M}]$  and  $j \neq k$

$$D_{\text{KL}}(\mathbb{P}_{f_{\Theta_j}}^n \parallel \mathbb{P}_{f_{\Theta_k}}^n) = \frac{n}{2\sigma^2} \int_{\mathbf{x} \in \mathcal{X}} (f_{\Theta_j}(\mathbf{x}) - f_{\Theta_k}(\mathbf{x}))^2 h(\mathbf{x}) d\mathbf{x},$$

as desired.  $\square$

### C.2 PROOF OF LEMMA B.4

*Proof.* Consider a family of distributions  $\{\mathbb{P}_{f_{\Theta_1}}, \dots, \mathbb{P}_{f_{\Theta_{\mathcal{M}}}}\}$ , then  $I(J; Y|X)$  with respect to  $J \rightarrow f_{\Theta_J} \rightarrow (Y|X)$ , can be defined by using the KL divergence —as the underlying measure of distance— Wainwright (2019, Equation 15.29)

$$I(J; Y|X) := D_{\text{KL}}(\mathbb{Q}_{(X,Y),J} \parallel \mathbb{Q}_{(X,Y)} \mathbb{Q}_J),$$

where  $\mathbb{Q}_{(X,Y),J}$  is the joint distribution of the pair  $((X, Y), J)$  and  $\mathbb{Q}_{(X,Y)} \mathbb{Q}_J$  is the product of their marginals, and assume that  $\bar{\mathbb{Q}} \equiv \mathbb{Q}_{(X,Y)} := 1/\mathcal{M} \sum_{j=1}^{\mathcal{M}} \mathbb{P}_{f_{\Theta_j}}$  is the mixture distribution. Then,

$I(J; Y|X)$  can be written in terms of component distributions  $\{\mathbb{P}_{f_{\Theta_j}}, j \in [\mathcal{M}]\}$  as follows:

$$I(J; Y|X) = \frac{1}{\mathcal{M}} \sum_{j=1}^{\mathcal{M}} D_{\text{KL}}(\mathbb{P}_{f_{\Theta_j}} \parallel \bar{\mathbb{Q}}).$$

Intuitively, it means the mean the KL divergence between  $\mathbb{P}_{f_{\Theta_j}}$  and  $\bar{\mathbb{Q}}$ - averaged over the choice of index  $j$ - gives the mutual information. Furthermore, based on the definition of the KL divergence, we can conclude that for  $j = k$

$$D_{\text{KL}}(\mathbb{P}_{f_{\Theta_j}} \parallel \mathbb{P}_{f_{\Theta_k}}) = 0.$$

Accordingly, we can 1. employ the mixture distribution formula in the above equation, 2. use the convexity of the KL divergence and apply Jensen inequality and 3. use the linearity property of sum to obtain

$$\begin{aligned} I(J; Y|X) &= \frac{1}{\mathcal{M}} \sum_{j=1}^{\mathcal{M}} D_{\text{KL}}\left(\mathbb{P}_{f_{\Theta_j}} \parallel \frac{1}{\mathcal{M}} \sum_{k=1}^{\mathcal{M}} \mathbb{P}_{f_{\Theta_k}}\right) \\ &\leq \frac{1}{\mathcal{M}} \left( \sum_{j=1}^{\mathcal{M}} \left( \frac{1}{\mathcal{M}} \sum_{k=1}^{\mathcal{M}} D_{\text{KL}}(\mathbb{P}_{f_{\Theta_j}} \parallel \mathbb{P}_{f_{\Theta_k}}) \right) \right) \\ &= \frac{1}{\mathcal{M}^2} \sum_{\substack{j,k=1 \\ j \neq k}}^{\mathcal{M}} D_{\text{KL}}(\mathbb{P}_{f_{\Theta_j}} \parallel \mathbb{P}_{f_{\Theta_k}}). \end{aligned}$$

Consequently, if we can construct a  $2\delta$ -packing set such that all two distinct pairs of distributions  $\mathbb{P}_{f_{\Theta_j}}$  and  $\mathbb{P}_{f_{\Theta_k}}$  are close in average, then the mutual information can be controlled.

For the second claim, we employ the previous view with the result of Lemma B.2 to get

$$I(J; Y^n|X^n) \leq \frac{n}{\mathcal{M}^2} \sum_{\substack{j,k=1 \\ j \neq k}}^{\mathcal{M}} D_{\text{KL}}(\mathbb{P}_{f_{\Theta_j}} \parallel \mathbb{P}_{f_{\Theta_k}}),$$

as desired.  $\square$

### C.3 PROOF OF LEMMA B.5

*Proof.* The aim of this proof is to establish an upper bound on the mutual information  $I(J; Y^n|X^n)$ , for the  $2\delta$ -packing within the neural network's space  $\mathcal{F}_{B_L}$ . To achieve this, we invoke the result of Lemma B.4, which establishes a connection between the mutual information and the KL divergence. We then apply the result obtained from Lemma B.3. Finally, we employ the same re-scaling procedure as demonstrated in Wainwright (2019, Example 15.14) and Wainwright (2019, Example 15.16) to construct a  $2\delta$ -packing in such a way that, for a suitable constant  $\kappa \in [1, \infty)$ , we ensure that  $\rho(f_{\Theta_j}(\mathbf{x}), f_{\Theta_k}(\mathbf{x})) \leq 2\kappa\delta$  holds for all pairs  $f_{\Theta_j}(\mathbf{x})$  and  $f_{\Theta_k}(\mathbf{x})$  corresponding to  $j \neq k \in [\mathcal{M}]$ .

We can 1. use the result provided by Lemma B.4, 2. use the fact that  $\sum_{j,k=1}^{\mathcal{M}} D_{\text{KL}}(\mathbb{P}_{f_{\Theta_j}} \parallel \mathbb{P}_{f_{\Theta_k}}) \leq \binom{\mathcal{M}}{2} \sup_{k,j} (D_{\text{KL}}(\mathbb{P}_{f_{\Theta_j}} \parallel \mathbb{P}_{f_{\Theta_k}}))$  for all  $j \neq k \in [\mathcal{M}]$ , 3. calculate the permutation, 4. some arithmetic calculation, 5. use the fact that  $\mathcal{M} \geq 1$ , so  $0 \leq (\mathcal{M} - 1)/\mathcal{M} < 1$ , 6. use the view of Lemma B.3, 7. invoke the definition of  $\rho$  as  $L_2(\mathbb{P}_{\mathbf{x}})$ - norm, 8. employ the re-scaling procedure and 9. simplify the

factor 2 to obtain

$$\begin{aligned}
I(J; Y^n | X^n) &\leq \frac{n}{\mathcal{M}^2} \sum_{\substack{j,k=1 \\ j \neq k}}^{\mathcal{M}} D_{\text{KL}}(\mathbb{P}_{f_{\Theta_j}} \parallel \mathbb{P}_{f_{\Theta_k}}) \\
&\leq \frac{n}{\mathcal{M}^2} \binom{\mathcal{M}}{2} \sup_{\substack{j,k \in [\mathcal{M}] \\ j \neq k}} \left( D_{\text{KL}}(\mathbb{P}_{f_{\Theta_j}} \parallel \mathbb{P}_{f_{\Theta_k}}) \right) \\
&= \frac{n}{\mathcal{M}^2} \frac{\mathcal{M}!}{(\mathcal{M}-2)!} \sup_{\substack{j,k \in [\mathcal{M}] \\ j \neq k}} \left( D_{\text{KL}}(\mathbb{P}_{f_{\Theta_j}} \parallel \mathbb{P}_{f_{\Theta_k}}) \right) \\
&= \frac{n(\mathcal{M}-1)}{\mathcal{M}} \sup_{\substack{j,k \in [\mathcal{M}] \\ j \neq k}} \left( D_{\text{KL}}(\mathbb{P}_{f_{\Theta_j}} \parallel \mathbb{P}_{f_{\Theta_k}}) \right) \\
&\leq n \sup_{\substack{j,k \in [\mathcal{M}] \\ j \neq k}} \left( D_{\text{KL}}(\mathbb{P}_{f_{\Theta_j}} \parallel \mathbb{P}_{f_{\Theta_k}}) \right) \\
&= \frac{n}{2\sigma^2} \sup_{\substack{j,k \in [\mathcal{M}] \\ j \neq k}} \left( \int_{\mathbf{x} \in \mathcal{X}} (f_{\Theta_j}(\mathbf{x}) - f_{\Theta_k}(\mathbf{x}))^2 h(\mathbf{x}) d\mathbf{x} \right) \\
&= \frac{n}{2\sigma^2} \sup_{\substack{j,k \in [\mathcal{M}] \\ j \neq k}} \left( \rho(f_{\Theta_j}(\mathbf{x}), f_{\Theta_k}(\mathbf{x}))^2 \right) \\
&\leq \frac{n(2\kappa\delta)^2}{2\sigma^2} \\
&= \frac{2n(\kappa\delta)^2}{\sigma^2},
\end{aligned}$$

as desired.  $\square$

#### C.4 PROOF OF LEMMA B.6

*Proof.* In this proof, we first define a rotation matrix  $\mathbf{R} \in \text{SO}(d)$ , which belongs to the special orthogonal group. Then, based on the fact that  $\mathbf{R}^\top = \mathbf{R}^{-1}$ , we can write  $\mathbf{b}_k^\top \mathbf{x} = \mathbf{b}_k^\top \mathbf{R}^{-1} \mathbf{R} \mathbf{x} = (\mathbf{R} \mathbf{b}_k)^\top \mathbf{R} \mathbf{x}$ . Accordingly, we can obtain

$$p(\mathbf{b}_k^\top \mathbf{x} > 0, \mathbf{0}, \Sigma) = \frac{1}{(2\pi)^{d/2} \sqrt{|\Sigma|}} \int_{(\mathbf{R} \mathbf{b}_k)^\top \mathbf{R} \mathbf{x} > 0} e^{-\frac{(\mathbf{R} \mathbf{x})^\top \mathbf{R} \Sigma^{-1} \mathbf{R}^\top (\mathbf{R} \mathbf{x})}{2}} d\mathbf{x}.$$

By defining  $\mathbf{G} := \mathbf{R} \mathbf{x}$  and  $\tilde{\mathbf{b}}_k := \mathbf{R} \mathbf{b}_k$  and  $d\mathbf{x} = (d\mathbf{x}/d\mathbf{G}) \times d\mathbf{G}$ , we get

$$p(\mathbf{b}_k^\top \mathbf{x} > 0, \mathbf{0}, \Sigma) = \frac{1}{(2\pi)^{d/2} \sqrt{|\Sigma|}} \int_{\tilde{\mathbf{b}}_k^\top \mathbf{G} > 0} e^{-\frac{\mathbf{G}^\top \mathbf{R} \Sigma^{-1} \mathbf{R}^\top \mathbf{G}}{2}} \left( \frac{d\mathbf{x}}{d\mathbf{G}} \right) \times d\mathbf{G}.$$

Then, 1. by setting  $\tilde{\Sigma} := \mathbf{R} \Sigma^{-1} \mathbf{R}^\top$ ,  $(d\mathbf{x}/d\mathbf{G}) := |\mathbf{R}|$  ( $|\mathbf{R}| \equiv \det(\mathbf{R})$ ) and  $\tilde{\mathbf{b}}_k = (\|\mathbf{b}_k\|_2, 0, \dots, 0)^\top$ , 2. by factoring out the term  $|\mathbf{R}|$ , 3. the fact that the probability density function of a Gaussian distribution for a random variable across its domain is 1 and 4. by noting that  $|\mathbf{R}| = 1$ , we can obtain

$$\begin{aligned}
p(\mathbf{b}_k^\top \mathbf{x} > 0, \mathbf{0}, \Sigma) &= \frac{1}{(2\pi)^{d/2} \sqrt{|\Sigma|}} \int_{\tilde{\mathbf{b}}_k^\top \mathbf{G} > 0} e^{-\frac{\mathbf{G}^\top \tilde{\Sigma}^{-1} \mathbf{G}}{2}} |\mathbf{R}| d\mathbf{G} \\
&= \frac{|\mathbf{R}|}{(2\pi)^{d/2} \sqrt{|\Sigma|}} \int_{\tilde{\mathbf{b}}_k^\top \mathbf{G} > 0} e^{-\frac{\mathbf{G}^\top \tilde{\Sigma}^{-1} \mathbf{G}}{2}} d\mathbf{G} \\
&= \frac{|\mathbf{R}|}{2} \\
&= \frac{1}{2},
\end{aligned}$$

as desired.  $\square$

## C.5 PROOF OF LEMMA B.7

*Proof.* In this proof, our objective is to compute  $\mathbb{E}[\phi(\mathbf{b}_k^\top \mathbf{x})\phi(\mathbf{b}_k^\top \mathbf{x})]$ , which is a crucial component of the proof presented in Lemma 3.2, helping us establish a lower bound for a ReLU neural network. To achieve this, we can 1. employ the definition of expected value, 2. apply the definition of ReLU function, 3. perform some rewriting, 4. take out  $\mathbf{b}_k^\top$  and  $\mathbf{b}_k$ , 5. exploit the symmetry of  $\mathbf{x}$  (Lemma B.6), 6. employ the definition of expectation, 7. apply the fact that  $\mathbb{E}[\mathbf{x}\mathbf{x}^\top] = \mathbf{I}_d$ , 8. apply  $\mathbf{b}_k^\top \mathbf{I}_d \mathbf{b}_k = \mathbf{b}_k^\top \mathbf{b}_k$  and 9. use  $\mathbf{b}_k^\top \mathbf{b}_k = 1$  to obtain

$$\begin{aligned}
\mathbb{E}[\phi(\mathbf{b}_k^\top \mathbf{x})\phi(\mathbf{b}_k^\top \mathbf{x})] &= \int_{\mathcal{X}} \phi(\mathbf{b}_k^\top \mathbf{x})\phi(\mathbf{b}_k^\top \mathbf{x})h(\mathbf{x})d\mathbf{x} \\
&= \int_{\mathbf{x}:\mathbf{b}_k^\top \mathbf{x}>0} (\mathbf{b}_k^\top \mathbf{x})^2 h(\mathbf{x})d\mathbf{x} \\
&= \int_{\mathbf{x}:\mathbf{b}_k^\top \mathbf{x}>0} (\mathbf{b}_k^\top \mathbf{x})(\mathbf{b}_k^\top \mathbf{x})^\top h(\mathbf{x})d\mathbf{x} \\
&= \mathbf{b}_k^\top \left( \int_{\mathbf{x}:\mathbf{b}_k^\top \mathbf{x}>0} \mathbf{x}\mathbf{x}^\top h(\mathbf{x})d\mathbf{x} \right) \mathbf{b}_k \\
&= \mathbf{b}_k^\top \left( \frac{\int_{\mathcal{X}} \mathbf{x}\mathbf{x}^\top h(\mathbf{x})d\mathbf{x}}{2} \right) \mathbf{b}_k \\
&= \mathbf{b}_k^\top \frac{\mathbb{E}[\mathbf{x}\mathbf{x}^\top]}{2} \mathbf{b}_k \\
&= \frac{1}{2} \mathbf{b}_k^\top \mathbf{I}_d \mathbf{b}_k \\
&= \frac{1}{2} \mathbf{b}_k^\top \mathbf{b}_k \\
&= \frac{1}{2},
\end{aligned}$$

as desired. □

## D EMPIRICAL DETAILS

Here, we first explain the two loss functions employed for training the networks in both classification and regression datasets and we then provide some more details about our implementations' setting in more detail.

### D.1 LOSS FUNCTIONS:

In the training process of ReLU networks, we utilize two distinct loss functions implemented in TensorFlow: “mean\_squared\_error” for regression and “categorical\_crossentropy” for classification. The details of these loss functions are as follows:

**Cross-entropy loss** For classification purpose, we use (categorical) Cross-entropy and define it as (Murphy, 2012; Ho & Wooky, 2019)

$$\ell_{CE}(f_{\Theta}) := -\frac{1}{n} \sum_{k=1}^m \sum_{i=1}^n \left( (y_i)_k \log p(f_{\Theta}(\mathbf{x}_i), k) \right),$$

where  $(y_i)_k$  is the  $k$ -th element of the one-hot vector of the target label for the  $i$ -th data sample and

$$p(f_{\Theta}(\mathbf{x}), k) := \frac{e^{(f_{\Theta}(\mathbf{x}))_k}}{\sum_{i=1}^m e^{(f_{\Theta}(\mathbf{x}))_i}},$$

where  $(f_{\Theta}(\mathbf{x}))_k$  is the  $k$ -th output of a network indexed by  $\Theta$ .

---

**Mean-squared error** For regression, we use Mean-squared and define it as (Botchkarev, 2018)

$$\ell_{MS}(f_{\Theta}) := \frac{1}{n} \sum_{i=1}^n \sum_{k=1}^m \frac{\left( (y_i)_k - (f_{\Theta}(\mathbf{x}))_k \right)^2}{m},$$

where  $(y_i)_k$ , is the  $k$ -th element of the target vector and  $(f_{\Theta}(\mathbf{x}))_k$  is the  $k$ -th output of a network indexed by  $\Theta$ .