

# Adaptive Algorithmic Interventions for Escaping Pessimism Traps in Dynamic Sequential Decisions

Emily Diana, Alexander Williams Tolbert, Kavya Ravichandran, Avrim Blum

TTIC, Emory University, TTIC, TTIC

## Abstract

In this paper, we relate the philosophical literature on pessimism traps to information cascades, a formal model derived from the economics and mathematics literature. A pessimism trap is a social pattern in which individuals in a community, in situations of uncertainty, begin to copy the sub-optimal actions of others, despite their individual beliefs. This maps nicely onto the concept of an information cascade, which involves a sequence of agents making a decision between two alternatives, with a private signal of the superior alternative and a public history of others' actions. Key results from the economics literature show that information cascades occur with probability one in many contexts, and depending on the strength of the signal, populations can fall into the incorrect cascade very easily and quickly. Once formed, in the absence of external perturbation, a cascade cannot be broken – therefore, we derive an intervention that can be used to nudge a population from an incorrect to a correct cascade and, importantly, maintain the cascade once the subsidy is discontinued. We study this both theoretically and empirically.

## Introduction

Studying decision-making under uncertainty has interested scholars in several disciplines, such as psychology, economics, and philosophy. In economics, specifically in statistical discrimination, scholars such as (Coate and Loury 1993) have studied how individuals make decisions, particularly in marginalized communities where societal structures and perceived barriers can impact their choices. This often leads to self-censorship or a withdrawal from available opportunities due to a pessimistic outlook. The concept of pessimism has also been explored in philosophy, specifically in recent work by (Morton 2022). (Morton 2022)'s research examines the dilemmas faced by individuals belonging to marginalized groups when presented with evidence that diminishes their chances of success. As a result, they may rationally choose to redirect their efforts elsewhere to pursue other less valuable alternatives. However, this decision only contributes to the pessimistic mindset that influenced it, perpetuating a cycle of limited aspirations and self-doubt. (Morton 2022) criticizes the simplistic solution of turning towards optimism and proposes a more critical and situational application of optimistic beliefs. (Morton 2022) characterizes *pessimism traps* as follows:

A **pessimism trap** ... is meant to capture how negative beliefs about one's likelihood of success can play a role in agents pursuing less risky, modest ends instead of ambitious ones, thereby further entrenching the negative evidence that the agent herself and other agents in a similar position face. The central idea, however, has broader applicability. For example, the agent trying to get back in shape but quitting his exercise regime because he succumbs to the thought that he doesn't have the self-discipline to follow through is, arguably, falling prey to a pessimism trap. In quitting, he provides further evidence that he does not have what it takes, thus confirming his negative self-assessment. Though the broader set of cases is interesting in its own right, for this paper, I will focus on those cases in which poverty, prejudice, and discrimination play a role in providing agents with the sort of evidence that would *prima facie* make it **rational** for them to arrive at the pessimistic beliefs that play a role in thwarting their ambition.

Our paper aims to formalize this notion of pessimism traps and clarifies its relevance to algorithmic decision-making. We explore the theoretical model of *information cascades* (also referred to as "herding" in (Mossel et al. 2018; Smith and Sørensen 2000)) to shed light on different aspects of decision-making under uncertainty and the role of pessimism in such contexts. Using this model, we propose an intervention to break pessimism traps and redirect the population into a favorable state.

## Related Works

The theoretical underpinnings of our model on decision-making under uncertainty and information cascades draw extensively from seminal works across several disciplines. (Akerlof 1970) *The Market for Lemons: Quality Uncertainty and the Market Mechanism* introduces the concept of information asymmetry, foundational to understanding how perceived rather than actual information can lead to market failures, closely paralleling the informational cascades discussed in our model. (Bikhchandani, Hirshleifer, and Welch 1992) work on information cascades explores how rational agents often ignore their private signals to imitate others' actions. This phenomenon directly informs the conceptualization of pessimism traps within our framework. This is com-

plemented by the examination of rational herding behavior by (Banerjee 1992), further elucidating how such behaviors can aggregate into sub-optimal societal outcomes despite better private information.

The classic models of information cascades and herding behavior have been expanded through various theoretical and empirical studies to better understand the nuances and complexities of these phenomena in different contexts and under varying assumptions. (Bikhchandani, Hirshleifer, and Welch 1992) initially framed the classic information cascade model, demonstrating how individuals, despite possessing private information, often conform to the erroneous actions of predecessors due to the strong influence of prior actions. This model has served as a baseline for exploring various dimensions of information processing within groups. Building on this foundational work, (Anderson and Holt 1997) conducted laboratory experiments to observe cascade behavior in controlled settings, adding empirical evidence to the theoretical predictions. Their work highlights how real-world decision-making often reflects the tendencies predicted by cascade models but with notable variations depending on the specifics of the information and context.

Further, the model has been extended to incorporate network effects, where the structure of connections between individuals plays a critical role in the propagation and formation of cascades. (Easley and Kleinberg 2010) discusses how network topology can influence the speed and direction of cascades, providing insights into how digital social networks can accelerate or dampen the spread of behaviors and beliefs. Variants of the classic model also consider the impact of non-rational behavior or bounded rationality on cascading processes. (Mullainathan and Thaler 2000) explore how deviations from rational decision-making due to cognitive biases and limitations can alter the course of cascades, leading to more complex dynamics than those predicted by purely rational models.

From a philosophical perspective, the concepts of epistemic and hermeneutical injustice by (Fricker 2007) provide a philosophical perspective for understanding how marginalized individuals may discount their knowledge due to systemic societal biases. (Fricker 2007) explains how societal biases can influence individual knowledge recognition and acquisition, impacting decision-making processes in marginalized communities. This philosophical perspective may help understand the dynamics of pessimism traps, as further detailed by (Morton 2022) in their examination of individuals' ethical and epistemic dilemmas in such traps. (Aronowitz 2021) also extends the notion of an exploration and exploitation trade-off, common in the computer science literature, to the act of believing, ultimately arguing that "epistemic rationality fundamentally concerns time."

The contributions of (Manski 1993) to social learning expand our understanding of how macro-level patterns, like those seen in economic models of cascades, are influenced by micro-level decisions. In behavioral economics, (Thaler and Sunstein 2008) present a concept of "nudges" that aligns with our discussions on how minor policy adjustments can realign individual decision-making with optimal outcomes, supporting our proposed interventions to counteract the ef-

fects of pessimism traps. (Thaler and Sunstein 2008)'s foundational work on "nudging" provides an insightful lens through which to view subtle policy interventions to improve decision-making processes. In their book, *Nudge: Improving Decisions About Health, Wealth, and Happiness* (Thaler and Sunstein 2008), they introduce the concept of choice architecture—a method of influencing choice by organizing the context in which people make decisions. This approach does not restrict freedom of choice or significantly alter economic incentives; instead, it facilitates better decision-making through subtle environmental modifications. This is particularly relevant to our model, where nudges could be strategically employed to counter pessimism traps by subtly realigning perceived options with more optimistic or beneficial outcomes. Similarly, work in theoretical computer science and game theory, such as (Balcan, Blum, and Mansour 2013), study "nudging" specifically in the context of equilibria, where the goal is to redirect a population from a less desirable to a more desirable equilibrium.

Additionally, empirical studies have supported the application of nudges in various domains. For instance, (Johnson et al. 2012) extends the discussion on the efficacy of nudges in real-world settings, demonstrating their potential to lead to significant changes in behavior across health, financial, and environmental domains. These interventions, while minimal, leverage psychological and behavioral insights to encourage choices that individuals are likely to benefit from without heavy-handed enforcement. Integrating nudging into public policy, particularly in health and environmental strategies, as discussed by (Benartzi et al. 2017), shows how these concepts have moved beyond theoretical discussions to practical implementations. Their analysis highlights how small changes in policy design can have outsized effects on behavior, aligning well with our analysis of interventions designed to mitigate the effects of information cascades and decision-making under uncertainty.

Finally, (Coate and Loury 1993)'s model of statistical discrimination addresses how perceived barriers and the responses of individuals to these barriers can perpetuate cycles of disadvantage, reinforcing the relevance of our model in discussing issues faced by marginalized groups. The psychological perspective provided by (Kahneman and Tversky 1974) adds depth to our understanding of why individuals might disregard their private information, supporting the economic models of information cascades with cognitive theories on biases and heuristics. Lastly, (Sunstein 2001)'s analysis on group polarization and echo chambers provides socio-psychological insights into how information cascades can exacerbate group divisions, emphasizing the multidisciplinary nature of studying these phenomena.

## Contributions

This paper advances our understanding of decision-making under uncertainty by formalizing the concept of pessimism traps and exploring their implications in algorithmic decision-making. We delve into the dynamics of information cascades and their role in perpetuating pessimistic outlooks.

We extend the classical economic model of information cascades by integrating the notion of pessimism traps. Our

model incorporates the decision-making process where individuals sequentially decide between two actions based on personal signals and previous agents’ actions. By defining the parameters and thresholds that influence these decisions, we delineate the conditions under which individuals will likely disregard potentially positive private signals to conform to a perceived negative trend. This is quantified and analyzed using a Bayesian updating procedure that captures how prior actions and personal biases influence decision-making, providing a clear mathematical description of the cascade dynamics where pessimism can become a rational yet self-fulfilling prophecy. The mathematical rigor applied here provides a clear pathway for understanding the propagation of pessimistic beliefs through social networks and their stabilization within those networks.

Our model captures the dynamics of decision-making where individuals may rationally choose to opt out of opportunities due to the anticipation of negative outcomes—effectively a self-censorship driven by systemic biases. This mechanism is analogous to the under-representation bias observed in machine learning models as described by (Blum and Stangl 2019; Tolbert and Diana 2023), where positive labels from certain groups are disproportionately filtered out. These models often illustrate how positive labels from certain groups are systematically omitted from training datasets due to biases in data collection processes. Similarly, our approach explicates how marginalized individuals might rationally choose to opt out of opportunities—akin to withholding positive labels—due to the anticipatory costs of discrimination. In our model, this bias arises not from a flaw in the algorithm itself but from the rational decisions of individuals who, expecting discrimination or failure, choose not to participate, thereby skewing the data that feeds into algorithmic decisions.

We propose a novel intervention strategy to mitigate the effects of pessimism traps by introducing a subsidy tailored to influence individual decisions at critical points in the cascade process. The subsidy is designed to realign individual incentives with more optimistic outcomes based on a precise calculation of the subsidy size needed to make it rational for individuals to follow their private signal. Importantly, the subsidy will not simply cause individuals to take the “correct” action, as this could easily lead to an unstable cascade. We provide a theoretical analysis of how and when to apply these subsidies, including the conditions for their success and the expected duration for which they should be maintained to ensure a permanent shift in the decision-making landscape. By introducing a targeted subsidy within the model, we explore the potential for external interventions to redirect decision-making processes toward more optimistic and beneficial outcomes. Our analysis demonstrates how such interventions can be calibrated to achieve desired effects and sheds light on the conditions under which they will likely succeed. By mathematically determining the optimal size and timing of subsidies, our model provides a blueprint for policymakers to implement measures encouraging participation by adjusting perceived and actual incentives. These subsidies are designed to alter the cost-benefit analysis of participation for individuals

who might otherwise opt-out due to pessimism, effectively increasing the representation of positive labels from under-represented groups in decision-making pools.

Through simulations, we empirically validate our theoretical model and demonstrate the effectiveness of the proposed subsidies. These simulations corroborate the theoretical predictions regarding the onset and disruption of pessimism traps and provide a practical framework for assessing the impact of various intervention strategies. Additionally, we draw upon philosophical concepts of epistemic injustice to discuss the broader implications of our findings, particularly how structural biases can be addressed through informed policy-making. Moreover, our work extends the dialogue between theoretical economics and practical algorithmic fairness by providing a rigorous foundation for understanding how systemic biases can be mitigated through informed interventions. By contextualizing our model within the broader literature on algorithmic fairness, we contribute to a more nuanced understanding of how biases in data can emerge from technical flaws and rational human behaviors influenced by systemic discrimination. This contribution is crucial for developing more equitable machine learning algorithms and crafting policies addressing the root causes of under-representation and bias in technology and society.

## Preliminaries and Model

This section outlines a sequential decision-making model that provides a quantitative lens for exploring how agents fall into and interact with pessimism traps. We formalize the concept of pessimism traps with an established economic model of decision-making: *information cascades* (Bikhchandani, Hirshleifer, and Welch 1992; Nofsinger 2005). This model allows us to understand how decisions propagate through groups and thus serves as a valuable framework for studying how easily such pessimism traps can occur, quantifying how systematic biases like pessimism traps influence behavior, and studying potential interventions.

Consider a sequence of  $T$  agents deciding whether to take action  $A$  or  $B$ . In this paper, we take  $T$  to be finite, but our analysis extends equally well to a potentially infinite sequence of agents. Without loss of generality, we will assume that  $A$  is uniformly the better option (that is, it is best for all agents), though this fact is unknown to the agents. For ease of notation, we will let  $\mathbf{E}_A$  represent the event that action  $A$  is correct and  $\mathbf{E}_B$  represent the event that action  $B$  is correct. When referring to the set of these possible events, we will define  $\mathcal{E} \triangleq \{\mathbf{E}_A, \mathbf{E}_B\}$  to indicate the set of possibilities. In particular, we assume that *a priori*, agents have no bias towards either action, which we model by saying that they have a common, uniform prior over  $\mathcal{E}$ . Formally this means  $\mathbb{P}[\mathbf{E}_A] = \frac{1}{2}$  and  $\mathbb{P}[\mathbf{E}_B] = \frac{1}{2}$ .

In addition to the public prior, each agent  $i$  receives a private signal  $s_t$  indicating that one of  $A$  or  $B$  is the correct action. This signal is correct with probability  $p > \frac{1}{2}$  and incorrect with probability  $1 - p$ . So, given the Bernoulli distribution of  $s_t$  conditioned on the best option, we can express

$\mathbb{P}[s_t|\mathbf{E}_A]$  as:

$$\mathbb{P}[s_t|\mathbf{E}_A] = p^{\delta_{s_t,A}}(1-p)^{\delta_{s_t,B}}$$

where  $\delta$  is the Kronecker delta function. Similarly,

$$\mathbb{P}[s_t|\mathbf{E}_B] = p^{\delta_{s_t,B}}(1-p)^{\delta_{s_t,A}}$$

Given this signal and the actions of preceding agents, the agent decides whether to take action  $A$  or  $B$ . Let  $h_t$  indicate the action of agent  $t$ , where an agent is identified by the time they act, and  $H_{t-1}$  be the history of actions for the first  $t-1$  agents. The agent  $t$  will take an action if the probability that it is correct exceeds  $\frac{1}{2}$ . Importantly, we adopt the tie-breaking convention that if an agent is indifferent between the two options based on the calculated posteriors, they will follow their private signal  $s_t$ .

With this, we can define an information cascade as follows:

**Definition 1** (Information Cascade). *An information cascade occurs when an agent's action no longer depends on their private signal. This means that either*

$$\mathbb{P}[\mathbf{E}_A|s_t = 1, H_{t-1}] > \frac{1}{2} \text{ and } \mathbb{P}[\mathbf{E}_A|s_t = 0, H_{t-1}] > \frac{1}{2}$$

or that

$$\mathbb{P}[\mathbf{E}_A|s_t = 1, H_{t-1}] < \frac{1}{2} \text{ and } \mathbb{P}[\mathbf{E}_A|s_t = 0, H_{t-1}] < \frac{1}{2}$$

The cascade begins when the observed history  $H_{t-1}$  becomes sufficiently skewed towards one action, either adoption or rejection. This means that enough previous agents have taken the same action to make it rational for the subsequent agents to follow the trend, based on a simple Bayesian updating procedure, even if the history contradicts their private signal.

To formally capture the concept of a pessimism trap, we need to define the conditions under which agents, influenced by the actions of their predecessors, consistently choose the inferior option  $B$ . This phenomenon occurs when the aggregated evidence from prior decisions leads to a bias that overrides the agents' private signals. We can represent this situation mathematically by defining a pessimism trap as follows:

**Definition 2** (Pessimism Trap). *A pessimism trap occurs when an information cascade leads agents to consistently choose the inferior action  $B$  due to an overwhelming influence of prior agents' incorrect actions. Formally, a pessimism trap is defined by the following conditions:*

$$\mathbb{P}[\mathbf{E}_B|s_t = 1, H_{t-1}] > \frac{1}{2} \text{ and } \mathbb{P}[\mathbf{E}_B|s_t = 0, H_{t-1}] > \frac{1}{2}$$

*This indicates that despite the private signals  $s_t$  suggesting that action  $A$  is better, the history  $H_{t-1}$  has led agents to believe that  $B$  is the better action. Consequently, the agents' decisions are based purely on the observed history rather than their private signals.*

**Remark 1.** *When computing posteriors, we will assume that agents only consider the actions of those up until a cascade began. This is because, if all agents are rational, they will realize that no further inferential information can be obtained when individuals no longer use their signals. We will formalize this when we describe our subsidy scheme used to escape a pessimism trap.*

## Posterior Updating Procedure

With this framework in mind, we will (1) briefly derive how agents come to their beliefs about the correct action, (2) derive results showing the likelihood and speed of cascade formation, and (3) verify these results empirically.

We have defined the decision procedure for agents once the posterior  $\mathbb{P}[\mathbf{E}_A|s_t, H_{t-1}]$  is known. However, how do agents come to this posterior?

**Lemma 1.** *Let  $w$  take on the value either  $A$  or  $B$  to indicate an action of interest. An agent updates his belief about  $A$  as*

$$\mathbb{P}[\mathbf{E}_A|s_t, H_{t-1}] = \frac{\mathbb{P}[s_t|\mathbf{E}_A] \mathbb{P}[H_{t-1}|\mathbf{E}_A]}{\sum_{w \in \{A, B\}} \mathbb{P}[s_t|\mathbf{E}_w] \mathbb{P}[H_{t-1}|\mathbf{E}_w]}$$

*Proof.* Given the conditional independence of  $s_t$  and  $H_{t-1}$  when conditioned on the best action being either  $A$  or  $B$ , we can express their joint probability as:

$$\mathbb{P}[s_t, H_{t-1}|\mathbf{E}_A] = \mathbb{P}[s_t|\mathbf{E}_A] \mathbb{P}[H_{t-1}|\mathbf{E}_A]$$

Then, applying Bayes' theorem, we have:

$$\mathbb{P}[\mathbf{E}_A|s_t, H_{t-1}] = \frac{\mathbb{P}[s_t|\mathbf{E}_A] \mathbb{P}[H_{t-1}|\mathbf{E}_A] \mathbb{P}[\mathbf{E}_A]}{\mathbb{P}[s_t, H_{t-1}]}$$

Expanding the denominator using the law of total probability:

$$\mathbb{P}[s_t, H_{t-1}] = \mathbb{P}[\mathbf{E}_A] \mathbb{P}[s_t, H_{t-1}|\mathbf{E}_A] + \mathbb{P}[\mathbf{E}_B] \mathbb{P}[s_t, H_{t-1}|\mathbf{E}_B]$$

Substituting the conditional independence:

$$\mathbb{P}[s_t, H_{t-1}] = \mathbb{P}[\mathbf{E}_A] \mathbb{P}[s_t|\mathbf{E}_A] \mathbb{P}[H_{t-1}|\mathbf{E}_A] + \mathbb{P}[\mathbf{E}_B] \mathbb{P}[s_t|\mathbf{E}_B] \mathbb{P}[H_{t-1}|\mathbf{E}_B]$$

Finally, because we assume a uniform prior over which action is correct, we have  $\mathbb{P}[\mathbf{E}_A] = \mathbb{P}[\mathbf{E}_B]$  and can thus cancel out all of those terms.  $\square$

## Formulation as an Asymmetric Simple Random Walk

Calculating the posterior can be difficult depending on the tie-breaking rule, as agents have to reverse engineer previous individuals' thought processes. However, with the tie-breaking rule we employ and our eventual subsidy, we can reformulate this process as a one-dimensional random walk on the integers. We will begin with a toy example to build intuition.

**Lemma 2** (Asymmetric Simple Random Walk in  $-1$  to  $1$ ). *While the number of choices for action  $A$  and action  $B$  in the history  $H_{t-1}$  differ by no more than 1, agent  $t$  will follow their signal. Thus, the process is an asymmetric simple random walk in this interval.*

*Proof.* We will prove this through induction. Our inductive hypothesis is that if the previous  $t-1$  agents acted according to their signal, and if the number of choices of action  $A$  and  $B$  differ by at most one, then agent  $t$  will follow their signal.

To begin, we establish the base case. Consider the first agent. Note that the hypothesis that the previous  $t-1$  agents acted according to their signal is vacuously true. Now, let us look at the two signal options for the first agent to verify that they indeed follow their signal in each case.

If the first agent receives signal  $s_1 = A$ , they will update their posterior, according to Lemma 1 as:

$$\mathbb{P}[\mathbf{E}_A | s_1 = A, H_0 = \{\}] = \frac{\mathbb{P}[s_1 = A | \mathbf{E}_A] \mathbb{P}[H_0 = \{ | \mathbf{E}_A]}{\sum_{w \in \{A, B\}} \mathbb{P}[s_1 = A | \mathbf{E}_w] \mathbb{P}[H_0 = \{ | \mathbf{E}_w]}$$

Now, because  $H_0$  is always  $\{\}$ , we can set  $\mathbb{P}[H_0 = \{ | \mathbf{E}_A] = \mathbb{P}[H_0 = \{ | \mathbf{E}_B] = 1$  and simplify the above expression to:

$$\begin{aligned} \mathbb{P}[\mathbf{E}_A | s_1 = A, H_0] &= \frac{\mathbb{P}[s_1 = A | \mathbf{E}_A]}{\mathbb{P}[s_1 = A | \mathbf{E}_A] + \mathbb{P}[s_1 = A | \mathbf{E}_B]} \\ &= \frac{p}{p + (1-p)} \\ &= p \end{aligned}$$

Because  $p > \frac{1}{2}$ , the first agent will choose action  $A$  in this case, thus following their signal.

If, instead the agent receives signal  $B$ , they will update their posterior as:

$$\begin{aligned} \mathbb{P}[\mathbf{E}_A | s_1 = B, H_0] &= \frac{\mathbb{P}[s_1 = B | \mathbf{E}_A]}{\mathbb{P}[s_1 = B | \mathbf{E}_A] + \mathbb{P}[s_1 = B | \mathbf{E}_B]} \\ &= \frac{1-p}{1-p+p} \\ &= 1-p \end{aligned}$$

In this case, they will choose action  $B$ , again following their signal. From this, we can say that the first agent's action is identical to the action of their signal and so is distributed as a Bernoulli random variable with success parameter  $p$ .

This satisfies the base case. Now, we proceed by induction. Suppose that the previous  $t-1$  agents acted according to their signal. Let  $|A|$  indicate the number of choices for  $A$  observed among the first  $t-1$  agents, and let  $|B|$  be the number of choices for  $B$  among those agents. Then, if the  $t^{\text{th}}$  agent gets signal  $A$ , their posterior is:

$$\mathbb{P}[\mathbf{E}_A | s_t = A, H_{t-1}] = \frac{p^{|A|+1}(1-p)^{|B|}}{p^{|A|+1}(1-p)^{|B|} + p^{|B|}(1-p)^{|A|+1}}$$

If  $|A| = |B|$ , then the posterior is equal to  $p$ , and the agent follows their signal. If  $|A| = |B| - 1$ , the posterior is equal to  $\frac{1}{2}$ , and the agent breaks the tie by following their signal.

Finally, if  $|A| = |B| + 1$ , the posterior is  $\frac{p^2}{p^2 + (1-p)^2}$ , which is greater than  $\frac{1}{2}$  for  $p > \frac{1}{2}$ .

Equivalently, if they get the signal  $B$ , the posterior is:

$$\mathbb{P}[\mathbf{E}_A | s_t = B, H_{t-1}] = \frac{p^{|A|}(1-p)^{|B|+1}}{p^{|A|}(1-p)^{|B|+1} + p^{|B|+1}(1-p)^{|A|}}$$

□

**Lemma 3** (Stopping Points at -2 or 2). *A cascade will begin if the number of choices for action  $A$  and action  $B$  in the history  $H_{t-1}$  differ by 2.*

*Proof.* To see this, assume that at time  $t$ ,  $|A| - |B| \geq 2$  or  $|A| - |B| \leq -2$ . Consider the first case. If agent  $t$  gets signal  $A$ , their posterior is

$$\frac{p^{|A|-|B|+1}}{1-p} \geq \frac{p^3}{1-p} \geq 1$$

and so they take action  $A$ . If they get signal  $B$ , their posterior is

$$\frac{p^{|A|-|B|-1}}{1-p} \geq \frac{p}{1-p} \geq 1$$

So, regardless of their signal, they choose action  $A$ . Thus, a cascade begins, because this condition will be maintained for each subsequent agent. An equivalent analysis applies to the second case. □

**Lemma 4** (Probability of Wrong Cascade). *The probability of an incorrect cascade for  $p > \frac{1}{2}$  is  $\frac{(1-p)^2}{p^2}$ .*

*Proof.* This can be seen as an instance of the Gambler's Ruin Problem, where the probability of reaching level 4 before hitting 0 when starting from level 2 is  $1 - \frac{(1-p)^2}{p^2}$  and the probability of hitting 0 first (or going broke) is  $\frac{(1-p)^2}{p^2}$ . □

Therefore, there is a constant probability, increasing as  $p$  gets closer to  $\frac{1}{2}$  of a sequence of agents following into the incorrect cascade.

**Lemma 5** (Expected Starting Time). *In expectation, it will take  $\frac{8p-4-2p^2}{2p^3-p^2}$  agents for a cascade to begin.*

*Proof.* Here, we use Wald's first equation for a random walk. We treat choices for  $A$  or  $B$  as steps right or left. We define the stopping time  $N$  as the first time that the number of choices for  $A$  or  $B$  differ by 2 (equivalent to a random walk starting at the origin reaching -2 or 2). We let  $X_1, \dots, X_T$  be i.i.d. such that  $X_i = 1$  if agent  $i$  chooses  $A$ , and  $X_i = -1$  if agent  $i$  chooses  $B$ , and we let  $S_N = \sum_{N \leq T} X_i$ . Then, by Wald's first equation,

$$\mathbb{E}[S_N] = \mathbb{E}[X_1] \mathbb{E}[N]$$

To solve for  $\mathbb{E}[N]$ , we will first find  $\mathbb{E}[X_1]$  and  $\mathbb{E}[S_N]$ . Importantly, because agents always act according to their signal while the number of choices for  $A$  and  $B$  differ by no more

than 1, we may assume that  $X_i$  takes on 1 with probability  $p$  and -1 with probability  $(1 - p)$ . Then,

$$\begin{aligned}\mathbb{E}[X_1] &= p \cdot 1 + (1 - p) \cdot -1 \\ &= 2p - 1 \\ \mathbb{E}[S_N] &= -2 \cdot \mathbb{P}[S_N = -2] + 2 \cdot \mathbb{P}[S_N = 2] \\ &= -2 \cdot \frac{(1-p)^2}{p^2} + 2 \cdot \left(1 - \frac{(1-p)^2}{p^2}\right) \\ &= \frac{2p - 4(1-p)^2}{p^2}\end{aligned}$$

Then, using Wald's first equation, we have

$$\begin{aligned}\mathbb{E}[N] &= \frac{2p - 4(1-p)^2}{p^2(2p-1)} \\ &= \frac{-2p^2 - 4 + 8p}{2p^3 - p^2}\end{aligned}$$

□

## Changing Subsidy

Without external intervention, once a cascade begins, it persists by definition. However, is it possible to derive an intervention from an external entity, such as the government, that can lift a population out of an incorrect cascade and redirect it towards a correct one? Importantly, can this subsidy be designed so that the correct cascade remains stable once the subsidy is removed?

A cascade is defined as a situation in which each agent's decision would remain unchanged even if their private signal were reversed. Breaking a cascade, therefore, requires influencing at least some agents to act according to their respective private signals. To this end, one approach to design a subsidy involves incentivizing each agent to act in accordance with their signal. We consider subsidies for the "correct" action, which we assume to be action  $A$ . The net reward for choosing the correct action is denoted by  $R$ .

Let the subsidy the government provides at time  $t$  be  $r_t$ . Assume two possible states of the world: world  $A$ , where  $A$  is the correct action, and world  $B$ , where  $B$  is the correct action. Importantly, as discussed in Section , we let  $|A|$  indicate the number of choices for  $A$  outside of a cascade state, and similarly for  $|B|$ .

Finally, we will assume that the entity providing this subsidy is not necessarily trusted by the agents. Therefore, the agents cannot simply infer from the direction of the subsidy which action is the correct one.

We provide our algorithm for implementing this subsidy scheme in Algorithm 1 below. We assume that this algorithm is applied after an incorrect cascade has already begun, and the purpose is to strategically provide a subsidy  $r_t$  to the agent acting at time  $t$  to break the community out of the pessimism trap. When agents are acting according to their own signals, or when the correct cascade has been reached, the subsidy need no longer be applied. The guarantees and derivations for Algorithm 1 are provided in Theorems 1 and 2.

---

## Algorithm 1: Redirecting Pessimism Traps

---

**Require:** Start of incorrect cascade  $t'$ , history  $H_{t'}$  for  $t'' \geq t'$ ,  $(T - t'') >> \frac{4}{2p-1}$ , correct action  $A$ , incorrect action  $B$ , private signals  $\{s\}_{t=1}^T$ , signal strength  $p$ , reward  $R$  for correct action

- 1:  $|A| \leftarrow$  choices for  $A$  in  $H_{t'-1}$
- 2:  $|B| \leftarrow$  choices for  $B$  in  $H_{t'-1}$
- 3:  $t \leftarrow t''$
- 4: **while**  $t < T$  **do**
- 5:   **if**  $|A| - |B| \leq -2$  (In incorrect cascade) **then**
- 6:      $\gamma_t \leftarrow \left(\frac{1-p}{p}\right)^{2|A|-t} \frac{1-p}{p}$
- 7:      $r_t \leftarrow R \left(\frac{\gamma_t - 1}{1 + \frac{1-p}{p} \gamma_t}\right)$
- 8:   **else**
- 9:      $r_t \leftarrow 0$
- 10:   **end if**
- 11:   **if**  $r_t + R \cdot \mathbb{P}[\mathbf{E}_A \mid H_{t-1}, S_t] > R \cdot \mathbb{P}[\mathbf{E}_B \mid H_{t-1}, s_t]$  **then**
- 12:     Agent chooses action  $A$
- 13:     **if**  $|A| - |B| \leq 1$  (Not in cascade) **then**
- 14:        $|A| = |A| + 1$
- 15:     **end if**
- 16:   **else**
- 17:     Agent chooses action  $B$
- 18:     **if**  $|A| - |B| \leq 1$  (Not in cascade) **then**
- 19:        $|B| = |B| + 1$
- 20:     **end if**
- 21:   **end if**
- 22:   Update history
- 23:   Increment  $t$
- 24: **end while**

---

**Theorem 1.** *The subsidy scheme,  $r_t$  used in Algorithm 1, cause all agents to act according to their signals until the population falls into the correct cascade.*

*Proof.* Consider the scenario where the net expected reward for choosing action  $A$  includes both the base reward  $R$  and a potential subsidy  $r_t$ :

$$\begin{aligned}(R + r_t) \mathbb{P}[\mathbf{E}_A \mid H_{t-1}, s_t] + r_t \cdot \mathbb{P}[\mathbf{E}_B \mid H_{t-1}, s_t] \\ = r_t + R \cdot \mathbb{P}[\mathbf{E}_A \mid H_{t-1}, S_t].\end{aligned}$$

Similarly, the reward for choosing action  $B$  is:

$$R \cdot \mathbb{P}[\mathbf{E}_B \mid H_{t-1}, s_t]$$

We seek to determine  $r_t$  such that it ensures action  $A$  is at least as preferable when  $S_t = A$  and less preferable when  $S_t = B$ . This leads to the following conditions:

- (1)  $r_t + R \cdot \mathbb{P}[\mathbf{E}_A \mid H_{t-1}, s_t = A] \geq R \cdot \mathbb{P}[\mathbf{E}_B \mid H_{t-1}, s_t = A]$
- (2)  $r_t + R \cdot \mathbb{P}[\mathbf{E}_A \mid H_{t-1}, s_t = B] \leq R \cdot \mathbb{P}[\mathbf{E}_B \mid H_{t-1}, s_t = B]$

Simplifying these inequalities, we find:

$$\begin{aligned}r_t \geq R (\mathbb{P}[\mathbf{E}_B \mid H_{t-1}, s_t = A] - \mathbb{P}[\mathbf{E}_A \mid H_{t-1}, s_t = A]), \\ r_t \leq R (\mathbb{P}[\mathbf{E}_B \mid H_{t-1}, s_t = B] - \mathbb{P}[\mathbf{E}_A \mid H_{t-1}, s_t = B]).\end{aligned}$$

Now, let us rewrite the probabilities by expanding the posterior in terms of the evidence (and recalling that the prior over best actions is uniform)

$$\begin{aligned} & \mathbb{P}[\mathbf{E}_A | H_{t-1}, s_t = A] \\ &= \frac{\mathbb{P}[H_{t-1}, s_t = A | \mathbf{E}_A]}{\mathbb{P}[H_{t-1}, s_t = A | \mathbf{E}_A] + \mathbb{P}[H_{t-1}, s_t = A | \mathbf{E}_B]} \\ &= \frac{p \cdot \mathbb{P}[H_{t-1} | \mathbf{E}_A]}{p \cdot \mathbb{P}[H_{t-1} | \mathbf{E}_A] + (1-p) \cdot \mathbb{P}[H_{t-1} | \mathbf{E}_B]} \end{aligned}$$

$$\begin{aligned} & \mathbb{P}[\mathbf{E}_A | H_{t-1}, s_t = B] \\ &= \frac{\mathbb{P}[H_{t-1}, s_t = B | \mathbf{E}_A]}{\mathbb{P}[H_{t-1}, s_t = B | \mathbf{E}_A] + \mathbb{P}[H_{t-1}, s_t = B | \mathbf{E}_B]} \\ &= \frac{(1-p) \cdot \mathbb{P}[H_{t-1} | \mathbf{E}_A]}{p \cdot \mathbb{P}[H_{t-1} | \mathbf{E}_A] + (1-p) \cdot \mathbb{P}[H_{t-1} | \mathbf{E}_B]} \end{aligned}$$

$$\begin{aligned} & \mathbb{P}[\mathbf{E}_B | H_{t-1}, s_t = A] \\ &= \frac{\mathbb{P}[H_{t-1}, s_t = A | \mathbf{E}_B]}{\mathbb{P}[H_{t-1}, s_t = A | \mathbf{E}_A] + \mathbb{P}[H_{t-1}, s_t = A | \mathbf{E}_B]} \\ &= \frac{p \cdot \mathbb{P}[H_{t-1} | \mathbf{E}_B]}{p \cdot \mathbb{P}[H_{t-1} | \mathbf{E}_A] + (1-p) \cdot \mathbb{P}[H_{t-1} | \mathbf{E}_B]} \end{aligned}$$

$$\begin{aligned} & \mathbb{P}[\mathbf{E}_B | H_{t-1}, s_t = B] \\ &= \frac{\mathbb{P}[H_{t-1}, s_t = B | \mathbf{E}_B]}{\mathbb{P}[H_{t-1}, s_t = B | \mathbf{E}_B] + \mathbb{P}[H_{t-1}, s_t = B | \mathbf{E}_A]} \\ &= \frac{(1-p) \cdot \mathbb{P}[H_{t-1} | \mathbf{E}_B]}{p \cdot \mathbb{P}[H_{t-1} | \mathbf{E}_A] + (1-p) \cdot \mathbb{P}[H_{t-1} | \mathbf{E}_B]} \end{aligned}$$

Suppose  $|A|$  people have decided on  $A$  in the history  $H_{t-1}$  (excluding any decisions made during a cascade). We define:

$$\begin{aligned} \gamma_t &:= \frac{\mathbb{P}[H_{t-1} | \mathbf{E}_B]}{\mathbb{P}[H_{t-1} | \mathbf{E}_A]} = \frac{(1-p)^{|A|} p^{t-1-|A|}}{p^{|A|} (1-p)^{t-1-|A|}} \\ &= \left( \frac{1-p}{p} \right)^{2|A|-t} \frac{1-p}{p}. \end{aligned}$$

Then, we can re-write the above expressions as

$$\begin{aligned} \mathbb{P}[\mathbf{E}_A | H_{t-1}, s_t = A] &= \frac{1}{1 + \frac{1-p}{p} \gamma_t} \\ \mathbb{P}[\mathbf{E}_B | H_{t-1}, s_t = A] &= \frac{\gamma_t}{1 + \frac{1-p}{p} \gamma_t} \end{aligned}$$

Similarly, we can re-write the expressions in our second condition as

$$\begin{aligned} \mathbb{P}[\mathbf{E}_A | H_{t-1}, s_t = B] &= \frac{1}{\frac{p}{1-p} + \gamma_t} \\ \mathbb{P}[\mathbf{E}_B | H_{t-1}, s_t = B] &= \frac{\gamma_t}{\frac{p}{1-p} + \gamma_t} \end{aligned}$$

This implies that  $R \left( \frac{\gamma_t - 1}{1 + \frac{1-p}{p} \gamma_t} \right) \leq r_t \leq R \left( \frac{\gamma_t - 1}{\frac{p}{1-p} + \gamma_t} \right)$

Finally, we show that there is always a non-negative value for the subsidy in this interval. Although this is not strictly required, we want to avoid a situation where an external entity is actually taking money from the agents. To do this, it is sufficient to see that  $\gamma_t \geq 1$  in the region where the subsidy is needed to cause agents to act according to their signal and when the correct cascade has not yet been reached. By Lemmas 2 and 3, this is the region where  $|B| - |A| \geq 2$ . Then,

$$\begin{aligned} \gamma_t &= \frac{(1-p)^{|A|} p^{t-1-|A|}}{p^{|A|} (1-p)^{t-1-|A|}} = \frac{(1-p)^{|A|} p^{|B|}}{p^{|A|} (1-p)^{|B|}} \\ &= \frac{p^{-|B|-|A|}}{1-p} \\ &\geq 1 \end{aligned}$$

□

**Theorem 2.** *In expectation, the subsidy is provided over fewer than  $\frac{4}{2p-1}$  rounds and totals no more than  $R \frac{4}{2p-1}$ .*

*Proof.* We use another application of Wald's first equation to upper bound the amount of time for which the subsidy must be released. This time, we imagine that we must move from a state where there are two more choices for  $A$  than  $B$  to a state where there are two more choices for  $B$  than  $A$ . This reduces to the problem of a random walk with probability  $p$  of moving right hitting 4 from the origin. Let  $N$  be the stopping time at which this event occurs. Using Wald's equation, we have  $\mathbb{E}[S_N] = 4$  and  $\mathbb{E}[X_1] = 2p - 1$ . Then,  $\mathbb{E}[N] = \frac{\mathbb{E}[S_N]}{\mathbb{E}[X_1]} = \frac{4}{2p-1}$ . The corresponding subsidy calculation considers the worst-case scenario where each round necessitates the maximum subsidy  $R$ , leading to:

$$\begin{aligned} \mathbb{E}[\text{Total subsidy}] &= R \times E(N) \\ &= R \times \frac{4}{2p-1}. \end{aligned}$$

□

## Experiments

We conducted a series of simulations to validate our theoretical model and assess the effectiveness of financial supplements in overcoming pessimism traps. These experiments aimed to explore how agents make decisions under uncertainty and how financial incentives can influence these decisions to achieve correct cascades.

### Data Generation

The data for our experiments were generated through a series of simulations that model the sequential decision-making process of agents. Each agent must choose between two actions,  $A$  and  $B$ , where  $A$  is uniformly the better option, though this is unknown to the agents *a priori*. The agents receive private signals indicating the correctness of their choice, with a probability  $p$  of being correct.

For each simulation run:

- We initialized a population of  $N$  agents, where  $N$  varied between 10, 100, and 1000 to explore the effects of population size on eventual cascade behavior.
- Each agent received a private signal with a signal strength  $p$  in the interval  $[0.51, 0.99]$ . This signal strength represents the probability that the signal correctly indicates the better action  $A$ . We exclude the points 0.5 and 1.0, because our guarantees only hold for  $p > 0.5$  and a signal strength of 1.0 would introduce no uncertainty.
- For each pair of values for  $N$  and  $p$ , we repeat the experiment 100 times and average the results.
- The agents made their decisions sequentially, observing the actions of all preceding agents before making their own decisions.
- Financial supplements were introduced to influence the agents' decisions, particularly when their private signal might not be strong enough to lead to the correct cascade. The supplement size was dynamically adjusted based on the observed history of actions and the signal strength.

## Objectives

The primary objectives of our experiments were:

- To evaluate the impact of financial supplements on the proportion of correct cascades the agents achieve.
- To analyze the progression and magnitude of the financial subsidies required to achieve correct cascades.
- To understand the scalability of financial interventions across different population sizes.

These objectives aimed to comprehensively understand how targeted financial interventions can mitigate pessimism traps and improve decision-making outcomes under uncertainty.

## Results

### Impact of Financial Supplement on Correct Cascades

The effectiveness of financial supplements in guiding agents to the correct cascade was analyzed through simulations. Figures 1 and 2 illustrate the proportion of correct cascades achieved under different conditions.

Figure 1 shows the proportion of correct cascades when a financial supplement is provided. The results indicate a significant improvement in the proportion of correct cascades, especially at lower signal strengths. For example, with a signal strength of 0.6, the proportion of correct cascades increases markedly across different population sizes (10, 100, and 1000 agents) when the supplement is used. This demonstrates the effectiveness of financial incentives in enhancing decision-making accuracy.

In contrast, Figure 2 shows the proportion of correct cascades without the financial supplement. The performance is notably lower, particularly for smaller populations and weaker signals. This highlights the critical role of financial interventions in overcoming pessimism traps and steering agents toward optimal decisions.

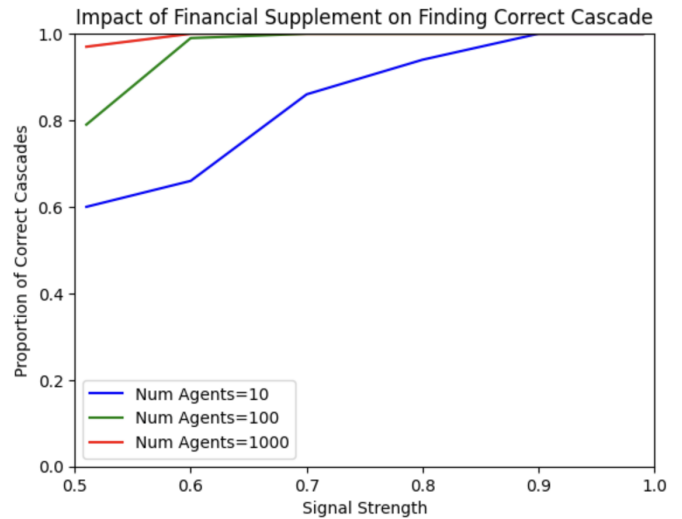


Figure 1: Impact of Financial Supplement on Finding Correct Cascade with Supplement

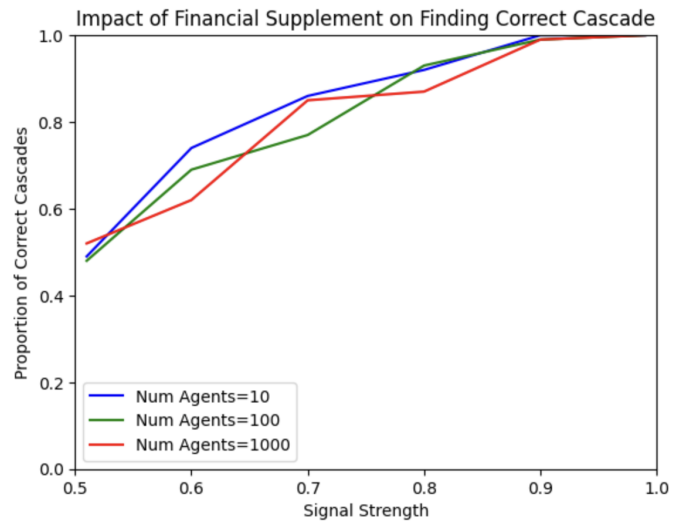


Figure 2: Impact of Financial Supplement on Finding Correct Cascade without Supplement

**Average Subsidy Progression** To understand the dynamics of the financial supplement, we analyzed the progression of subsidies over time for different signal strengths. Figures 3, 4, and 5 depict these results for populations of 10, 100, and 1000 agents, respectively.

Figure 3 shows the average subsidy progression for a population of 10 agents. The required subsidy stabilizes after a few agents have made their decisions, indicating that early interventions are crucial. Once the initial agents are guided correctly, the need for subsequent subsidies diminishes, leading to a more efficient allocation of resources.

Figure 4 presents the average subsidy progression for a population of 100 agents. This shows a similar trend where the subsidy requirement decreases significantly for all but



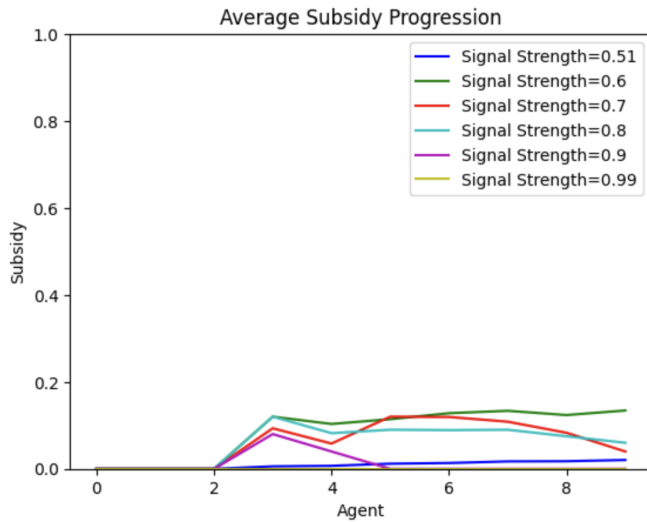


Figure 3: Average Subsidy Progression for 10 Agents

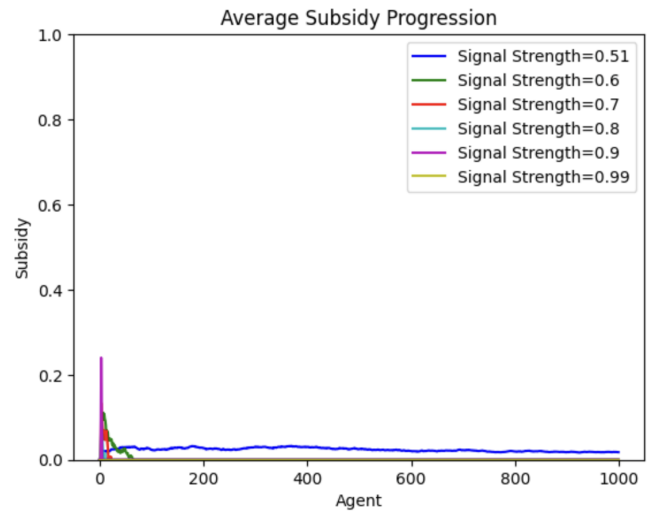


Figure 5: Average Subsidy Progression for 1000 Agents

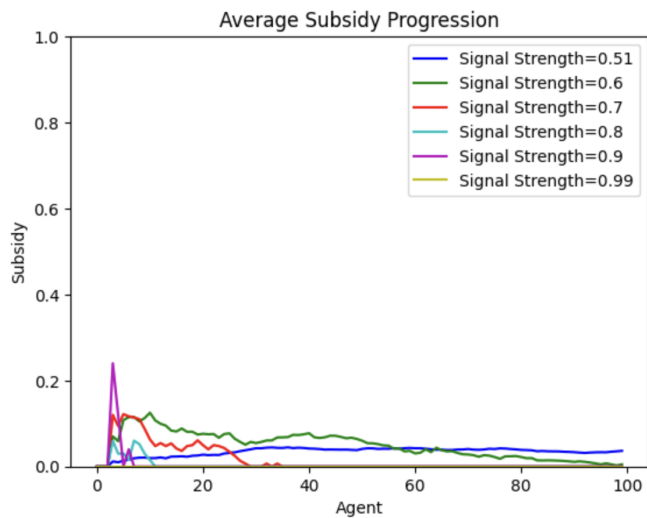


Figure 4: Average Subsidy Progression for 100 Agents

the weakest signal as more agents make their decisions based on the correct cascade. The line for the weakest signal levels off.

Figure 5 shows the average subsidy progression for a larger population of 1000 agents. In this scenario, the subsidy required decreases more rapidly as the number of agents increases. This suggests that larger populations can typically achieve correct cascades relatively early on without a significant financial investment relative to the population. The results imply that the scalability of interventions may be feasible, making widespread application of such policies practical.

Interestingly, the required supplement was smallest among the first few agents in the setting with the weakest private signal. This is easily seen in Figure 3. In all three figures, we observe a spike in the supplement needed at the

beginning, yet the necessary supplement typically returns to zero quite quickly. All three plots, however, show that in the case where  $p = 0.51$ , the subsidy stays consistent across the population. This is likely because the signal is weak enough that it takes too long on average for the best action to be detected compared to the number of agents. It is also interesting to observe the average starting times for the subsidies, which align with the beginning of the pessimism trap and almost always begin within the first 10 rounds.

## Discussion and Implications

The experiments validate our theoretical predictions regarding the impact of financial supplements on decision-making under uncertainty. The simulations provide several key insights. First, the introduction of financial supplements significantly improves the proportion of correct cascades, particularly in scenarios with lower signal strength and smaller populations. This underscores the importance of targeted interventions in guiding agents towards optimal decisions. Second, the progression of subsidies indicates that early interventions are critical. Once the initial agents are influenced correctly, the necessity for continued subsidies diminishes, suggesting an efficient use of resources. Lastly, the results suggest that the scalability of financial interventions is feasible. Larger populations benefit from reduced per-capita subsidies, making such policies more practical for broader applications.

In conclusion, our experiments demonstrate that financial supplements can effectively mitigate pessimism traps and improve decision-making outcomes in uncertain environments. These findings provide a robust foundation for policy recommendations aimed at enhancing algorithmic fairness and decision-making equity in real-world applications. The experimental results align well with our theoretical model, offering practical insights into the design and implementation of interventions to foster optimal decision-making behaviors.

## **Acknowledgements**

This work was supported in part by the National Science Foundation under grants CCF-2212968 and ECCS-2216899 and by the Simons Foundation under the Simons Collaboration on the Theory of Algorithmic Fairness.

## References

- Akerlof, G. A. 1970. The Market for "Lemons": Quality Uncertainty and the Market Mechanism. *The Quarterly Journal of Economics*, 84(3): 488–500.
- Anderson, L. R.; and Holt, C. A. 1997. Information cascades in the laboratory. *American Economic Review*, 87(5): 847–862.
- Aronowitz, S. 2021. Exploring by Believing. *Philosophical Review*, 130(3): 339–383.
- Balcan, M.-F.; Blum, A.; and Mansour, Y. 2013. Circumventing the Price of Anarchy: Leading Dynamics to Good Behavior. In *SIAM journal on computing (Print)*.
- Banerjee, A. V. 1992. A simple model of herd behavior. *The Quarterly Journal of Economics*, 107(3): 797–817.
- Benartzi, S.; Beshears, J.; Milkman, K. L.; Sunstein, C. R.; Thaler, R. H.; Shankar, M.; Tucker-Ray, W.; Congdon, W. J.; and Galing, S. 2017. Should governments invest more in nudging? *Psychological Science*, 28(8): 1041–1055.
- Bikhchandani, S.; Hirshleifer, D.; and Welch, I. 1992. A theory of fads, fashion, custom, and cultural change as informational cascades. *Journal of political Economy*, 100(5): 992–1026.
- Blum, A.; and Stangl, K. 2019. Recovering from biased data: Can fairness constraints improve accuracy? *arXiv preprint arXiv:1912.01094*.
- Coate, S.; and Loury, G. 1993. Will Affirmative-Action Policies Eliminate Negative Stereotypes? *The American Economic Review*, 1220–1240.
- Easley, D.; and Kleinberg, J. 2010. *Networks, Crowds, and Markets: Reasoning about a Highly Connected World*. Cambridge University Press.
- Fricker, M. 2007. *Epistemic Injustice: Power and the Ethics of Knowing*. Oxford University Press.
- Johnson, E. J.; Shu, S. B.; Dellaert, B. G. C.; Fox, C.; Goldstein, D. G.; Häubl, G.; Larrick, R. P.; Payne, J. W.; Peters, E.; Schkade, D.; et al. 2012. Beyond nudges: Tools of a choice architecture. *Marketing Letters*, 23(2): 487–504.
- Kahneman, D.; and Tversky, A. 1974. Judgment under Uncertainty: Heuristics and Biases. *Science*, 185(4157): 1124–1131.
- Manski, C. F. 1993. Identification of Endogenous Social Effects: The Reflection Problem. *The Review of Economic Studies*, 60(3): 531–542.
- Morton, J. M. 2022. Resisting pessimism traps: the limits of believing in oneself. *Philosophy and Phenomenological Research*, 104(3): 728–746.
- Mossel, E.; Mueller-Frank, M.; Sly, A.; and Tamuz, O. 2018. Social Learning Equilibria. In *Proceedings of the 2018 ACM Conference on Economics and Computation, EC '18*, 639. New York, NY, USA: Association for Computing Machinery. ISBN 9781450358293.
- Mullainathan, S.; and Thaler, R. H. 2000. Behavioral Economics. *NBER Working Paper*.
- Nofsinger, J. R. 2005. Social mood and financial economics. *The Journal of Behavioral Finance*, 6(3): 144–160.
- Smith, L.; and Sørensen, P. 2000. Pathological Outcomes of Observational Learning. *Econometrica*, 68(2): 371–398.
- Sunstein, C. R. 2001. *Republic.com*. Princeton University Press.
- Thaler, R. H.; and Sunstein, C. R. 2008. *Nudge: Improving Decisions About Health, Wealth, and Happiness*. Yale University Press.
- Tolbert, A. W.; and Diana, E. 2023. Correcting Underrepresentation and Intersectional Bias for Fair Classification. *arXiv preprint arXiv:2306.11112*.