

MVGamba: Unify 3D Content Generation as State Space Sequence Modeling

Xuanyu Yi^{1,4*} Zike Wu^{3*} Qihong Shen^{2*} Qingshan Xu¹ Pan Zhou⁴
Joo-Hwee Lim⁵ Shuicheng Yan⁶ Xinchao Wang² Hanwang Zhang^{1,6}

¹Nanyang Technological University ²National University of Singapore

³University of British Columbia ⁴Singapore Management University

⁵Institute for Infocomm Research ⁶Skywork AI

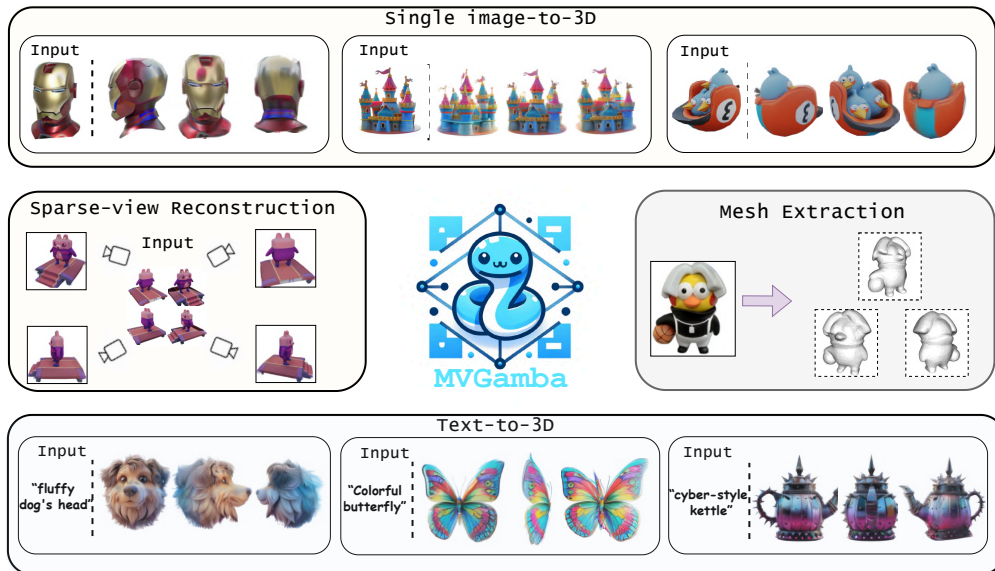


Figure 1: MVGamba is a unified 3D generation framework build on Gaussian Splatting, which can generate high-quality 3D contents in a feed-forward manner in sub-seconds.

Abstract

Recent 3D large reconstruction models (LRMs) can generate high-quality 3D content in sub-seconds by integrating multi-view diffusion models with scalable multi-view reconstructors. Current works further leverage 3D Gaussian Splatting as 3D representation for improved visual quality and rendering efficiency. However, we observe that existing Gaussian reconstruction models often suffer from multi-view inconsistency and blurred textures. We attribute this to the compromise of multi-view information propagation in favor of adopting powerful yet computationally intensive architectures (*e.g.*, Transformers). To address this issue, we introduce MVGamba, a general and lightweight Gaussian reconstruction model featuring a multi-view Gaussian reconstructor based on the RNN-like State Space Model (SSM). Our Gaussian reconstructor propagates causal context containing multi-view information for cross-view self-refinement while generating a long sequence of Gaussians for fine-detail modeling with linear complexity. With off-the-shelf multi-view diffusion models integrated, MVGamba unifies 3D generation

*Equal Contribution

tasks from a single image, sparse images, or text prompts. Extensive experiments demonstrate that MVGamba outperforms state-of-the-art baselines in all 3D content generation scenarios with approximately only $0.1\times$ of the model size.

1 Introduction

We address the challenge of crafting 3D content from a single image, sparse-view images, or text input, which can facilitate a broad range of applications, *e.g.*, Virtual Reality, immersive filming, digital gaming and animation. Previous research on 3D generation has investigated distilling 2D diffusion priors into 3D representations via score distillation sampling (SDS) [1]. Although these optimization-based approaches exhibit strong zero-shot generation capability with high-fidelity rendering quality [2–5], they are extremely time- and memory-intensive, often requiring hours to produce a single 3D asset, thus not practical for a real-world scenario.

With the advent of large-scale open-world 3D datasets [6–8], recent 3D large reconstruction models (LRMs) [9–12] integrate multi-view diffusion models [13–15] with scalable multi-view 3D reconstructor to regress a certain 3D representation (*e.g.* Triplane-NeRF [16, 17], mesh) in a feed-forward manner. Specifically, current LRMs [18–20] adopt a *one image (or text) \rightarrow multi-view images \rightarrow 3D* diagram to predict 3D Gaussian Splatting (3DGS) [21] parameters, thereby ensuring the rendering efficiency while preserving fine details. Given a single image or text prompt, they first generate a set of images using multi-view diffusion models, which are then fed into a multi-view reconstructor (*e.g.*, U-Net [22] or Transformer [23]), mapping image tokens to 3D Gaussians with superior generation speed and unprecedented quality.

However, we observe that existing feed-forward Gaussian reconstruction models typically adopt powerful yet computationally intensive architectures [23, 24] to generate long sequences of Gaussians for intricate 3D modeling. Such approaches inevitably compromise the integrity of multi-view information propagation to manage computational costs. For instance, they use local [18] or mixed [19] attention on limited multi-view image tokens or even deal each view separately and simply merge the predicted Gaussians afterwards [20]. Consequently, the generated 3D models often suffer from multi-view inconsistency and blurred textures, as illustrated in Figure 2(a). These issues indicate that current compromise strategies fail to translate into coherent, high-quality outputs in practice. This raises a crucial question: *How can we preserve the integrity of multi-view information while efficiently generating a sufficiently long sequence of Gaussians?*

To address this issue, in this paper, we introduce **Multi-View Gaussian Mamba (MVGamba)**, a general and lightweight Gaussian reconstruction model. At its core, MVGamba features a multi-view Gaussian reconstructor based on the recently introduced RNN-like architecture Mamba [25], which expands the given multi-view images into a long sequence of 3D Gaussian tokens and processes them recurrently in a causal manner. By adopting causal context propagation, our approach efficiently maintains multi-view information integrity and further enables cross-view self-refinement from earlier to current views. Additionally, our Gaussian reconstructor enables the fine-detailed generation of long Gaussian sequences with linear complexity [26, 27] in a single forward process, eliminating the need for any post hoc operations used in previous work.

More concretely, we first patchify the multi-view images into N tokens and rearrange them according to a cross-scan order [27], resulting in $4 \times N$ image tokens for selective scanning. These tokens are then processed through a series of Mamba blocks for state space sequence modeling. Subsequently, we feed the output Gaussian sequence into a lightweight Multi-Layer Perceptron (MLP) for channel-wise knowledge selection, followed by a set of linear decoders to obtain the Gaussian parameters representing high-quality 3D content (Sec. 3.2). Compared to previous LRMs [11, 28, 29], our MVGamba features many computationally efficient components: a single-layer 2D convolution image tokenizer replaces the pre-trained DINO [30] transformer encoder, a lightweight MLP combined with linear decoders replaces the deep MLP decoder, and most importantly, linear complexity Mamba blocks replace quadratic complexity Transformer blocks (Figure 2(b)). Together, these designs ensure efficient training and inference while achieving higher generation quality (Sec. 4). Moreover, to directly convert the generated Gaussians into smooth textured polygonal meshes, we alternatively incorporate a 3DGS variant — 2DGS [31] — for accurate geometric modeling and mesh extraction.

We conducted comprehensive qualitative and quantitative experiments to verify the efficacy of our proposed MVGamba. The experimental results demonstrate that MVGamba (49M parameters)

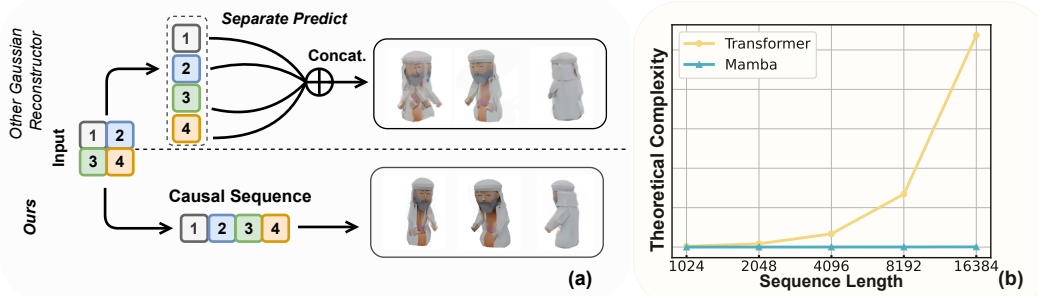


Figure 2: (a) Previous Gaussian reconstruction models sacrifice the integrity of multi-view information for computationally intensive architectures, resulting in multi-view inconsistency and blurred textures. (b) The computational complexity comparison: Transformer blocks have quadratic complexity $O(N^2)$ [32], while Mamba blocks achieve linear complexity $O(N)$ [25].

outperforms other latest LRMs [19, 28, 33] and even optimization-based methods [34, 35] on the task of text-to-3D generation, single-view reconstruction and sparse-view reconstruction with roughly only $0.1\times$ of the model size. The contributions and novelties of our paper are summarized as follows:

- We point out that directly generating a sufficiently long sequence of Gaussians with full multi-view information is crucial for consistent and fine-detailed 3D generation.
- We introduce MVGamba, a novel feed-forward pipeline that incorporates causal context propagation for cross-view self-refinement, allowing the efficient generation of long sequences of 2D/3D Gaussians for high-quality 3D content modeling.
- Extensive experiments demonstrate that MVGamba is a potentially *general* solution for 3D content generation, including text-to-3D, image-to-3D and sparse-view reconstruction task.

2 Related Work

3D Generation. Previous approaches for generating high-fidelity 3D models predominantly used SDS-based optimization techniques [1, 36] and their variants [2–5, 34, 37]. These methods yield high-quality 3D generations but require hours for the per-instance optimization process to converge. Pioneered by the large reconstruction model (LRM) [28], recent works [10, 11, 29, 38] show that image tokens can be directly mapped to 3D representations, typically triplane-NeRF, in a feed-forward manner via a scalable transformer-based architecture [23] with large-scale 3D training data [6–8]. Among them, Instant3D [11] integrates LRM with multi-view image diffusion models [13–15, 39, 40], using four generated images for better quality. To avoid inefficient volume rendering and limited triplane resolution, some concurrent works [18–20] follow Instant3D and introduce 3D Gaussian Splatting [21] into sparse-view LRM variants. Specifically, GRM [18] and GS-LRM [20] use pixel-aligned Gaussian with a pure transformer-based reconstruction model, increasing the number of Gaussians through image feature upsampling and per-pixel merge operations. LGM [19] combines the 3D Gaussians from different views using a convolution-based asymmetric U-Net [22]. Our MVGamba, on the other hand, directly processes multi-view conditions causally, recurrently generating a long sequence of Gaussians for coherent and high-fidelity 3D modeling.

Mamba model for visual applications. Recent advancements in State Space Models (SSMs) [17, 41, 42], notably Mamba [25], have gained prominence in long sequence modeling for harmonizing computational efficiency and model versatility [43–46]. Following Mamba’s progress, there has been a surge in applying this framework to critical vision domains, including generic vision backbones [26, 27, 47, 48], multi-modal streams [49, 50], and vertical applications, especially in medical image processing [51–56]. Specifically, VMamba [27] pioneers a purely Mamba-based backbone to handle intensive prediction tasks. Similarly, Vim [26] leverages bidirectional SSMs for data-dependent global visual context without image-specific biases. Subsequent works progress with advanced selective scanning algorithms [47, 48], integration with other networks [57, 58], and adapted structural designs [59, 59, 60]. Concurrently, Gamba [61] marries Mamba with 3DGS for single-view reconstruction with limited texture quality and generalization capacity. In this paper, we explore and demonstrate the efficiency and long-sequence modeling capacity of Mamba in various 3D generation tasks with large-scale pre-training.

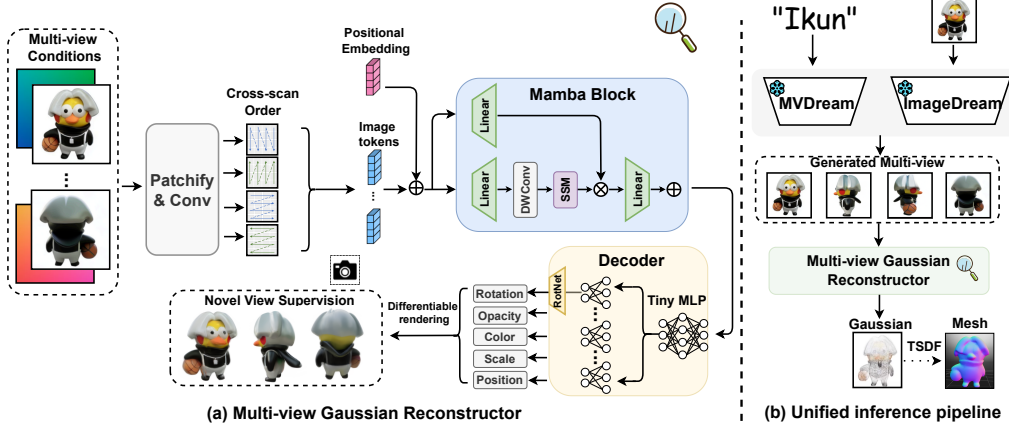


Figure 3: (a) **Multi-view Gaussian reconstructor** (Sec. 3.2): Multi-view inputs with ray embedding are used for causal sequence modeling, predicting Gaussians rendered at novel views and supervised with ground truth images. (b) **Unified inference pipeline** (Sec. 3.4): MVGamba combines multi-view diffusion models and Gaussian reconstructor to generate high-quality 3D content in sub-seconds.

3 Method

In this section, we present our MVGamba, designed to efficiently generate 3D content through a two-stage pipeline. In the first stage, we utilize off-the-shelf multi-view diffusion models, including MVDream [14] and ImageDream [13], to generate multi-view images based on an input text prompt or a single image. In the second stage, equipped with this multi-view image generator, we introduce an SSM-based multi-view reconstructor to generate Gaussians from multi-view images. Specifically, we first provide a brief overview of 3D Gaussian splatting and its variants (Sec. 3.1). Next, we describe the core architecture of our multi-view Gaussian reconstructor (Sec. 3.2), followed by detailed elaboration of our robust training objectives (Sec. 3.3). With above large-scale pre-training, we are able to chain these two stages to produce high-fidelity 3D content in seconds (Sec. 3.4).

3.1 Preliminary: Gaussian Splatting

Introduced by [21], vanilla 3D Gaussian Splatting (3DGS) fits a 3D scene from multi-view images with a collection of 3D Gaussians. Variants of Gaussian Splatting [62, 63], typically 2DGS, leverage 2D Gaussian primitives instead, excelling in the vanilla version for more accurate geometry reconstruction. Generally, each Gaussian is composed of its 3D center $\mu \in \mathbb{R}^3$, 3D scale $s \in \mathbb{R}^3$ or 2D scale $*s \in \mathbb{R}^2$, associated color $c \in \mathbb{R}^3$, opacity $\alpha \in \mathbb{R}$, and a rotation quaternion $q \in \mathbb{R}^4$. These parameters can be collectively denoted by \mathcal{G} , with $\mathcal{G}_i = \{\mu_i, s_i, c_i, \alpha_i, q_i\}$ denoting the parameter of the i -th Gaussian. These Gaussians can then be splatted onto the image plane and rendered in real time via the differentiable tiled rasterizer [21, 62].

3.2 SSM-based Gaussian reconstructor

The core of MVGamba is a feed-forward multi-view Gaussian reconstructor. As depicted in Figure 3(a), our reconstructor transforms multi-view input images with camera embedding [64] into 3D contents represented by 3D Gaussians [21] or its variants [62, 63] in a feed-forward manner. This reconstructor comprises an SSM-based processor to expand and process multi-view image tokens as Gaussian sequences, and a light-weight Gaussian decoder to predict attributes for each Gaussian.

Expanding multi-view images as sequences. Given a posed multi-view image set $\{v_i, \pi_i\}$, we first densely embed the camera pose $\pi_i \in \mathbb{R}^{4 \times 4}$ for each view $v_i \in \mathbb{R}^{H \times W \times 3}$ using Plücker rays [29], denoted as $\mathcal{P}_i \in \mathbb{R}^{H \times W \times 6}$. The pixel values and ray embeddings are concatenated into a 9-channel fused map, which is then tokenized using a non-overlapping convolution with a kernel size of $p \times p$:

$$\mathbf{V}_i = \text{Conv}(\text{Concat}(v_i, \mathcal{P}_i)), \quad (1)$$

*2DGS collapses the 3D volume into a set of 2D oriented planar Gaussian disks to model surfaces intrinsically.

where $\mathbf{V}_i \in \mathbb{R}^{h \times w \times C}$ is the tokenized feature map; $h = H/p$, $w = W/p$; C is the embedding dimension. Note that considering the light-weight architectural design, our image tokenizer is much simpler than the pre-trained DINO [30] utilized by previous LRMs, which we empirically find to be redundant for low-level 3D reconstruction. With the tokenized multi-view features, we then adopt a cross-scan order [27] to rearrange them as sequence. Specifically, we scan the image tokens sequentially along four different directions: top-left \rightarrow bottom-right, bottom-right \rightarrow top-left, top-right \rightarrow bottom-left, and bottom-left \rightarrow top-right, which allows each token to integrate information from all adjacent tokens. This cross-scan rearrangement results in a sequence that is $4 \times$ longer:

$$\mathbf{X} = \text{P}_{\text{scan}}(\text{Concat}(\{\mathbf{V}_i\})), \quad (2)$$

where $\mathbf{X} \in \mathbb{R}^{4Nhw \times C}$ denotes the expanded Gaussian sequences, N denotes the view number, and P_{scan} denotes the cross-scan operation on each view.

Causal sequence modeling with State Space Model. Inspired by [25, 61], we model the Gaussian sequences via an adapted SSM-based processor. In detail, given the expanded Gaussian sequence \mathbf{X} , we first add a learnable positional embedding \mathbf{E} element-wise to it and derive the initial Gaussian sequence \mathbf{X}_0 . Then, we feed \mathbf{X}_0 into L stacked SSM layers for recurrent causal sequence modeling, formulated as:

$$\mathbf{X}_k = \text{SSM}_k(\mathbf{X}_{k-1}; A_k, B_k, \Delta_k) \quad (3)$$

where \mathbf{X}_k denotes Gaussian sequence output by the k -th layer, and SSM_k denotes the k -th SSM layer with vanilla Mamba [25] structure; A_k , B_k and Δ_k are parameters of SSM layer dependent on the input sequence \mathbf{X}_{k-1} . Note that we are modeling Gaussian sequences rather than integrating spatial information as in existing vision Mamba models [26, 27, 47]. Therefore, we adopt 1D convolution instead of 2D convolution in the Mamba blocks, similar to other sequential modeling SSMs [25, 58, 65]. Through state space sequence modeling, we successfully propagate the causal context containing the multi-view information from earlier states to later states with linear complexity. This approach efficiently incorporates multi-view information causally from the initial condition onward, thereby making full use of all Gaussian tokens through cross-view self-refinement. As discussed in Sec. 5, this causal sequential generation of Gaussian tokens provides the model with unprecedented robustness and self-correction abilities, even under inconsistent or noisy input conditions.

Decoding causal token sequences into Gaussians. Each token in the processed causal sequence \mathbf{X}_L is treated as a separate 3D Gaussian token. We first apply a single hidden layer MLP to \mathbf{X}_L , where the width of the hidden layer is $4C$ and the output channels revert to C . This process is denoted as $\mathbf{Z} = \text{MLP}(\mathbf{X}_L)$, which aims for channel-wise knowledge selection [24, 66, 67]. We then apply sub-heads to derive each attribute of 3DGS with separate linear projections. Specifically, we predict the position [61] by discretizing the coordinates where position μ_i is clamped to $[-1, 1]^3$. The scale s_i is predicted with a learnable linear projection followed by a softplus activation. The opacity α_i is predicted with a linear projection followed by sigmoid activation. Regarding the color attribute c_i , we predict the RGB values instead of the spherical harmonics adopted by the original 3DGS[21], as our reconstructor is mainly trained on synthetic 3D datasets free of light variation.

However, unlike other Gaussian attributes, the rotation quaternions are quite sensitive and difficult to predict directly, and hence are often set canonical isotropic and fixed in several recent works [61, 68]. On the other hand, some works [19, 33] predict the rotation without any constraints, but this often causes artifacts and corrupted generations in practice. To address this issue, we design a novel rotation decoder, dubbed RotNet, which balances prediction flexibility and restriction. Our RotNet consists of a set of 32 pre-defined rotation quaternions, denoted as \mathbf{T} , which forms a canonical rotation space, and a learnable linear projection matrix Θ to predict the logits of these quaternions. The predicted logits are then transformed into a probability distribution using the Gumbel-Softmax [69], enabling differentiation through the discrete selection process by adding noise sampled from the Gumbel distribution to the logits $\mathbf{p} \in \mathbb{R}^{32}$ before applying the softmax function:

$$\mathbf{p} = \text{softmax}(\Theta \mathbf{Z} + \mathbf{g}), \quad \text{where} \quad g_k = -\log(-\log(u_k)), \quad u_k \sim \text{Uniform}(0, 1). \quad (4)$$

In this way, we convert the rotation prediction into a 32-class classification task in a fully differentiable way, which allows for direct selection via the argmax operation during inference. We refer to Appendix C for more detailed explanations. These decoded Gaussians are finally passed into the differentiable rasterization pipeline [21] for image-level supervision.

3.3 Stable Training of MVGamba

Bridging the training-inference gap. In the training phase, multi-view images are collected from the ground-truth blendering of 3D objects, while they are generated by diffusion models during inference. To mitigate such domain gap: (1) Following LGM [19], we leverage the grid distortion and orbital camera jitter as two data augmentations with a 30% probability to simulate inconsistent pixels and inaccurate camera poses, respectively. (2) We directly use ImageDream [13] as a synthetic data engine to generate multi-view images input and conduct a joint training with the ground-truth renderings from the 3D training dataset. In practice, with a 5% chance, we train MVGamba with synthetic input to mimic the inference pattern for more robust generation results.

Overall training objective. During the training phase, we differentially render the RGB image v_i and alpha mask v_i^α of the $N = 4$ input views and another six novel views for image-level supervision. Our final objective then comprises four key terms:

$$\mathcal{L} = \sum_{v_i} \frac{1}{\|v_i\|} \mathcal{L}_{\text{MSE}}(v_i, v_i^{\text{gt}}) + \lambda_{\text{mask}} \mathcal{L}_{\text{MSE}}(v_i^\alpha, v_i^{\alpha \text{gt}}) + \lambda_{\text{LPIPS}} \mathcal{L}_{\text{LPIPS}}(v_i, v_i^{\text{gt}}) + \lambda_{\text{reg}} \mathcal{L}_{\text{reg}}, \quad (5)$$

where \mathcal{L}_{MSE} and $\mathcal{L}_{\text{mask}}$ represent the mean square error loss in the RGB image and the alpha mask, respectively; $\mathcal{L}_{\text{LPIPS}}$ represents the well-adopted VGG-based perceptual loss [70]; \mathcal{L}_{reg} is the opacity L1 regularization loss $\|1 - \alpha_i\|$ encourage more efficient use of each Gaussian by enforcing higher density. λ_{mask} , λ_{LPIPS} and λ_{reg} are the trade-off coefficients that balance each loss.

3.4 Unified 3D Generation Inference

During inference (Figure 3(b)), the pre-trained reconstructor can be smoothly combined with any off-the-shelf multi-view diffusion models to efficiently predict a set of Gaussians, which facilitates both text-to-3D and image-to-3D generation. Typically, we leverage ImageDream [13] and MVDream [14] to produce 4 multi-view images with anchored poses [11] from a single image or text prompt, respectively. For mesh extraction, following Huang et al. [62], we utilize truncated signed distance fusion (TSDF) [71] that fuse the depth maps rendered from the output Gaussians to obtain a smooth polygonal mesh.

4 Experiment

4.1 Experimental Settings

Training dataset. We obtain the multi-view images from Objaverse [7] for MVGamba pre-training. Following [19, 72], we filtered 80k valid high-quality 3D objects. We then used Blender under uniform lighting to render 25 views of RGBA images with their alpha masks at a resolution of 512×512 , in the elevation range of 5° to 30° with rotation $\{15^\circ \cdot r | r \in [0, 23], r \in \mathbb{N}\}$. To align with the camera configurations in ImageDream [13] and MVDream [14], at each training step, we select 4 images of a certain object as input views with the same elevations, while rotations separated by 90° , denoted as $\{\phi + 90^\circ \cdot k | k \in 0, 1, 2, 3\}$ and another random set of 6 views as supervision.

Implementation details. MVGamba is trained on 32 NVIDIA A100 (80G) with batch size 512 for about 2 days. We adopt gradient checkpointing and mixed-precision training with BF16 data type to ensure efficient training and inference. We use the AdamW optimizer with learning rate 1×10^{-3} and weight decay 0.05, following a linear learning rate warm-up for 15 epochs with cosine decay to 1×10^{-5} . The output Gaussians are rendered at 512×512 resolution for mean square error loss and resized to 256×256 for LPIPS loss for memory efficiency. The trade-off coefficients that balancing each loss were set as $\lambda_{\text{mask}} = 1.0$, $\lambda_{\text{LPIPS}} = 0.6$ and $\lambda_{\text{reg}} = 0.001$. We also follow the common practice [19] to clip the gradient with a maximum norm of 1.0. The detail of MVGamba model configuration is included in Appendix C.

4.2 Comparison against Baselines

In this section, we compare MVGamba with previous state-of-the-art instant 3D generation methods in image-to-3D, text-to-3D generation, and sparse-view reconstruction tasks. For each task, we first elaborate on the evaluation metrics and baseline methods, then perform an extensive qualitative and quantitative comparison.




Figure 4: Qualitative comparison in image-to-3D and text-to-3D generation. Please refer to [Appendix B](#) for more generation results.

Single image-to-3D generation. We make comparisons to recent methods, including optimization-based DreamGaussian [34], Wonder3D [73]; feed-forward methods LGM [19], TripoSR [74] and Triplane-Gaussian [33] and One-2345++ [75]. We adopted the official codebase and pre-trained model weight for all the above methods and we are quite confident that the baselines presented are the finest re-implementations we have come across[†]. We evaluated the generation quality of MVGamba with a wide range of wild images in Figure 4. We use well-adopted PSNR, SSIM and LPIPS for quantitative measurement in the GSO [76] dataset following [18], with a total of 16 test views with equidistant azimuth and $-10 \sim 10$ degree elevations. As illustrated in Figure 4, MVGamba maintains high fidelity and plausible generation in most scenarios. In contrast, Triplane-Gaussian severely suffers from flat and blurred views, which is a notoriously ill-posed challenge, as stated by Instant3D [11]. Moreover, LGM frequently showcases multi-view inconsistency with a transparent surface, which may be attributed to its suboptimal parameter constraints and merge operation. In Table 1, MVGamba outperforms other baselines in most evaluation metrics. Note that although our inference speed (4 seconds) is relatively slower than Triplane-Gaussian, we achieve significantly better generation quality by a large margin of **2.97 dB PSNR**.

Text-to-3D generation. Similar to the single image-to-3D task, we compare MVGamba with several optimization-based methods and feed-forward models LGM, TripoSR, and Triplane-Gaussian, using various prompts. For methods that only accept a single image as input, such as TripoSR and Triplane-

[†]Note that Instant3D [11], GS-LRM [20] and GRM [18] are not included for comparison in the current version, as no code has been publicly released yet.




Figure 5: Qualitative results in sparse-view reconstruction. Given four views as input, MVGamba effectively reconstructs both the geometric structure and detailed textures.

Table 1: Qualitative comparison of different methods based on various metrics.

Method	PSNR \uparrow	SSIM \uparrow	LPIPS \downarrow	CLIP \uparrow	R-Prec \uparrow	INF. Time \downarrow
DreamGaussian [19]	21.59	0.80	0.16	0.793	53.5	120s
Wonder3D [73]	22.92	0.84	0.19	0.850	49.8	200s
One-2-3-45++ [75]	23.10	0.85	0.15	0.869	57.1	75s
TripoSR [74]	23.76	0.91	0.09	0.815	50.1	0.5s
TriplaneGaussian [33]	21.85	0.79	0.14	0.714	28.9	0.2s
LGM [19]	22.80	0.84	0.11	0.827	43.9	5s
MVGamba (Ours)	24.82	0.90	0.08	0.895	60.4	4s

Gaussian, we use DALL-E 3 [77] to transform the given text into a single image. Note that for more fair comparison, MVGamba and LGM take the same generated multi-view inputs. Figure 4 shows that MVGamba excels at generating plausible geometry and highly realistic texture. Due to its effective ray embedding and multi-view diffusion models, MVGamba is also free from the multi-face problems that frequently occur in optimization-based methods. We further randomly selected 50 prompts from the Dreamfusion [1] gallery and used CLIP Precision and CLIP scores [78, 79] to measure appearance quality and alignment with the given prompt. Our high generation quality is also vividly reflected in Table 1, where MVGamba consistently ranks the highest among all baselines.

Sparse-view reconstruction. Given the same sparse-view inputs, we compare MVGamba with SparseNeuS [80] (trained in One-2-3-45), SparseGS [81] and LGM [19] that are capable of generating 3D Gaussians. We visualize the reconstruction results of MVGamba in Figure 5 and compare against baselines on the GSO [76] dataset with 32 randomly selected views for each object. As shown in Figure 2, MVGamba is able to faithfully reproduce high-frequency details with accurate geometric modeling. Due to the limited space, the quantitative evaluation is presented in Appendix B.

5 Ablation and Discussion

Q1: Why MVGamba outperforms other LRMs in most 3D content generation tasks?

A1: To better diagnose the progress of MVGamba, we conduct two ablation experiments on G-buffer Objaverse [72] Human subset: one is a counterfactual experiment simulating severe inconsistency during inference to test robustness, and the other on the effect of Gaussian sequence length for sparse-view reconstruction. **(1)** In Figure 6(a), we manually perturb one of the four input images with Gaussian noise to simulate the worst-case multi-view input inconsistency caused by the diffusion model. We then feed these manipulated images into the MVGamba reconstructor and merge-operation reconstructor for comparison. As expected, generating 3D Gaussians conditioned on each view separately and simply merging the outputs treats the perturbed input as faithfully as the other views,

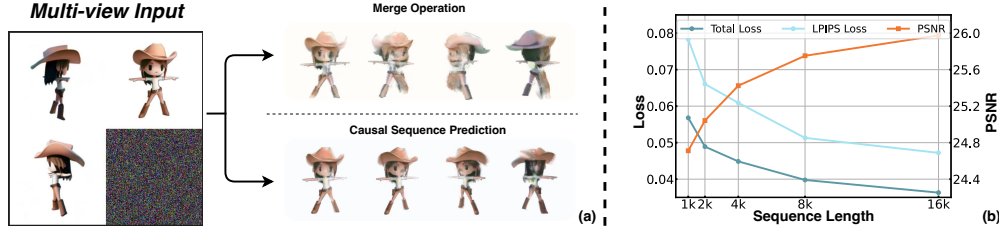


Figure 6: (a) Worst-case simulation of the inconsistency introduced by the multi-view diffusion model. (b) The effect of sequence length on 3D reconstruction.

resulting in inconsistency and even corrupted results. In contrast, our Gaussian reconstructor generates the Gaussian sequence in a causal and self-refining manner, allowing it to mitigate the effects of the perturbation by leveraging propagated multi-view information. This experiment demonstrates that our MVGamba is highly resilient to inconsistencies in multi-view diffusion models used in the first stage due to its causal sequence modeling. (2) We also investigate the effect of Gaussian sequence length by varying the patch size to model different sequence lengths. As shown in Figure 6(b), our SSM-based Gaussian reconstructor can directly generate extremely long Gaussian sequences, and its performance improves with increasing sequence length. From these two aspects, we can conclude that the higher generation performance of MVGamba is indeed attributable to its self-refineable multi-view modeling and efficient utilization of sufficiently long Gaussian sequences.

Q2: What impacts performance of MVGamba in terms of component-wise contributions?

A2: In Table 2, we analyze the component-wise contributions of MVGamba by verifying our design choices of multi-view image encoder, Gaussian decoder structure and training strategy. Note that this ablation is conducted on the filtered subset of Human category in G-buffer Objaverse [72] using smaller model architecture for better energy efficiency. Considering symbol simplicity, we denote patchify + convolution as PC; Gaussian Decoder with RotNet as GD; stable training strategy as ST. Table 2 illustrates that the replacement or exclusion of any component from MVGamba resulted in a significant degradation in performance. In particular, if we replace our designed Gaussian Decoder with the one in previous LRMs [11, 28] (10-layer, 64-width shared MLP), we notice a large performance drop due to degraded sequential modeling ability and a tendency for the deep MLP to overfit. Additionally, the lack of restrictions on position and rotation could cause more artifacts during both training and inference.

Table 2: Performance comparison of different model configurations.

Model	PSNR↑	SSIM↑	LPIPS↓
w/o PC	25.20	0.827	0.102
w/o GD	25.41	0.788	0.096
w/o ST	26.69	0.910	0.065
Ours	27.13	0.925	0.057

6 Conclusion

In this paper, we introduce MVGamba, a general and lightweight Gaussian reconstruction model for unified 3D content generation. MVGamba features a novel multi-view Gaussian reconstructor based on state space sequence modeling, maintaining multi-view information integrity and enabling cross-view self-refinement. It generates long Gaussian sequences with linear complexity in a single forward process, eliminating the need for post hoc operations. Extensive experiments demonstrate that MVGamba (49M parameters) outperforms state-of-the-art LRMs in various 3D generation tasks with only $0.1\times$ the model size. In general, MVGamba achieves state-of-the-art quality and high efficiency in parameter utilization, training, inference, and rendering speed. In the future, we aim to apply MVGamba to a wider range of 3D generation tasks, such as scene and 4D (dynamic) generation.

References

- [1] Ben Poole, Ajay Jain, Jonathan T Barron, and Ben Mildenhall. Dreamfusion: Text-to-3d using 2d diffusion. *arXiv preprint arXiv:2209.14988*, 2022.
- [2] Jingxiang Sun, Bo Zhang, Ruizhi Shao, Lizhen Wang, Wen Liu, Zhenda Xie, and Yebin Liu. Dreamcraft3d: Hierarchical 3d generation with bootstrapped diffusion prior. *arXiv preprint arXiv:2310.16818*, 2023.
- [3] Zike Wu, Pan Zhou, Xuanyu Yi, Xiaoding Yuan, and Hanwang Zhang. Consistent3d: Towards consistent high-fidelity text-to-3d generation with deterministic sampling prior. *arXiv preprint arXiv:2401.09050*, 2024.
- [4] Zhengyi Wang, Cheng Lu, Yikai Wang, Fan Bao, Chongxuan Li, Hang Su, and Jun Zhu. Prolific-dreamer: High-fidelity and diverse text-to-3d generation with variational score distillation. *arXiv preprint arXiv:2305.16213*, 2023.
- [5] Xuanyu Yi, Zike Wu, Qingshan Xu, Pan Zhou, Joo-Hwee Lim, and Hanwang Zhang. Diffusion time-step curriculum for one image to 3d generation. *arXiv preprint arXiv:2404.04562*, 2024.
- [6] Tong Wu, Jiarui Zhang, Xiao Fu, Yuxin Wang, Jiawei Ren, Liang Pan, Wayne Wu, Lei Yang, Jiaqi Wang, Chen Qian, et al. Omnioobject3d: Large-vocabulary 3d object dataset for realistic perception, reconstruction and generation. In *Proceedings of the IEEE/CVF Conference on Computer Vision and Pattern Recognition*, pages 803–814, 2023.
- [7] Matt Deitke, Dustin Schwenk, Jordi Salvador, Luca Weihs, Oscar Michel, Eli VanderBilt, Ludwig Schmidt, Kiana Ehsani, Aniruddha Kembhavi, and Ali Farhadi. Objaverse: A universe of annotated 3d objects. In *Proceedings of the IEEE/CVF Conference on Computer Vision and Pattern Recognition*, pages 13142–13153, 2023.
- [8] Xianggang Yu, Mutian Xu, Yidan Zhang, Haolin Liu, Chongjie Ye, Yushuang Wu, Zizheng Yan, Chenming Zhu, Zhangyang Xiong, Tianyou Liang, et al. Mvimgnet: A large-scale dataset of multi-view images. In *Proceedings of the IEEE/CVF Conference on Computer Vision and Pattern Recognition*, pages 9150–9161, 2023.
- [9] Jiale Xu, Weihao Cheng, Yiming Gao, Xintao Wang, Shenghua Gao, and Ying Shan. Instantmesh: Efficient 3d mesh generation from a single image with sparse-view large reconstruction models. *arXiv preprint arXiv:2404.07191*, 2024.
- [10] Xinyue Wei, Kai Zhang, Sai Bi, Hao Tan, Fujun Luan, Valentin Deschaintre, Kalyan Sunkavalli, Hao Su, and Zexiang Xu. Meshlrn: Large reconstruction model for high-quality mesh. *arXiv preprint arXiv:2404.12385*, 2024.
- [11] Jiahao Li, Hao Tan, Kai Zhang, Zexiang Xu, Fujun Luan, Yinghao Xu, Yicong Hong, Kalyan Sunkavalli, Greg Shakhnarovich, and Sai Bi. Instant3d: Fast text-to-3d with sparse-view generation and large reconstruction model. *arXiv preprint arXiv:2311.06214*, 2023.
- [12] Zhengyi Wang, Yikai Wang, Yifei Chen, Chendong Xiang, Shuo Chen, Dajiang Yu, Chongxuan Li, Hang Su, and Jun Zhu. Crm: Single image to 3d textured mesh with convolutional reconstruction model. *arXiv preprint arXiv:2403.05034*, 2024.
- [13] Peng Wang and Yichun Shi. Imagedream: Image-prompt multi-view diffusion for 3d generation. *arXiv preprint arXiv:2312.02201*, 2023.
- [14] Yichun Shi, Peng Wang, Jianglong Ye, Mai Long, Kejie Li, and Xiao Yang. Mvdream: Multi-view diffusion for 3d generation. *arXiv preprint arXiv:2308.16512*, 2023.
- [15] Ruoxi Shi, Hansheng Chen, Zhuoyang Zhang, Minghua Liu, Chao Xu, Xinyue Wei, Linghao Chen, Chong Zeng, and Hao Su. Zero123++: a single image to consistent multi-view diffusion base model. *arXiv preprint arXiv:2310.15110*, 2023.
- [16] J Ryan Shue, Eric Ryan Chan, Ryan Po, Zachary Ankner, Jiajun Wu, and Gordon Wetzstein. 3d neural field generation using triplane diffusion. In *Proceedings of the IEEE/CVF Conference on Computer Vision and Pattern Recognition*, pages 20875–20886, 2023.
- [17] Eric R Chan, Connor Z Lin, Matthew A Chan, Koki Nagano, Boxiao Pan, Shalini De Mello, Orazio Gallo, Leonidas J Guibas, Jonathan Tremblay, Sameh Khamis, et al. Efficient geometry-aware 3d generative adversarial networks. In *Proceedings of the IEEE/CVF conference on computer vision and pattern recognition*, pages 16123–16133, 2022.

- [18] Yinghao Xu, Zifan Shi, Wang Yifan, Hansheng Chen, Ceyuan Yang, Sida Peng, Yujun Shen, and Gordon Wetzstein. Grm: Large gaussian reconstruction model for efficient 3d reconstruction and generation. *arXiv preprint arXiv:2403.14621*, 2024.
- [19] Jiaxiang Tang, Zhaoxi Chen, Xiaokang Chen, Tengfei Wang, Gang Zeng, and Ziwei Liu. Lgm: Large multi-view gaussian model for high-resolution 3d content creation. *arXiv preprint arXiv:2402.05054*, 2024.
- [20] Kai Zhang, Sai Bi, Hao Tan, Yuanbo Xiangli, Nanxuan Zhao, Kalyan Sunkavalli, and Zexiang Xu. Gs-lrm: Large reconstruction model for 3d gaussian splatting. *arXiv preprint arXiv:2404.19702*, 2024.
- [21] Bernhard Kerbl, Georgios Kopanas, Thomas Leimkühler, and George Drettakis. 3d gaussian splatting for real-time radiance field rendering. *ACM Transactions on Graphics (ToG)*, 42(4):1–14, 2023.
- [22] Olaf Ronneberger, Philipp Fischer, and Thomas Brox. U-net: Convolutional networks for biomedical image segmentation. In *Medical image computing and computer-assisted intervention—MICCAI 2015: 18th international conference, Munich, Germany, October 5-9, 2015, proceedings, part III* 18, pages 234–241. Springer, 2015.
- [23] Ashish Vaswani, Noam Shazeer, Niki Parmar, Jakob Uszkoreit, Llion Jones, Aidan N Gomez, Łukasz Kaiser, and Illia Polosukhin. Attention is all you need. *Advances in neural information processing systems*, 30, 2017.
- [24] Alexey Dosovitskiy, Lucas Beyer, Alexander Kolesnikov, Dirk Weissenborn, Xiaohua Zhai, Thomas Unterthiner, Mostafa Dehghani, Matthias Minderer, Georg Heigold, Sylvain Gelly, et al. An image is worth 16x16 words: Transformers for image recognition at scale. *arXiv preprint arXiv:2010.11929*, 2020.
- [25] Albert Gu and Tri Dao. Mamba: Linear-time sequence modeling with selective state spaces. *arXiv preprint arXiv:2312.00752*, 2023.
- [26] Lianghui Zhu, Bencheng Liao, Qian Zhang, Xinlong Wang, Wenyu Liu, and Xinggang Wang. Vision mamba: Efficient visual representation learning with bidirectional state space model. *arXiv preprint arXiv:2401.09417*, 2024.
- [27] Yue Liu, Yunjie Tian, Yuzhong Zhao, Hongtian Yu, Lingxi Xie, Yaowei Wang, Qixiang Ye, and Yunfan Liu. Vmamba: Visual state space model. *arXiv preprint arXiv:2401.10166*, 2024.
- [28] Yicong Hong, Kai Zhang, Jiuxiang Gu, Sai Bi, Yang Zhou, Difan Liu, Feng Liu, Kalyan Sunkavalli, Trung Bui, and Hao Tan. Lrm: Large reconstruction model for single image to 3d. *arXiv preprint arXiv:2311.04400*, 2023.
- [29] Yinghao Xu, Hao Tan, Fujun Luan, Sai Bi, Peng Wang, Jiahao Li, Zifan Shi, Kalyan Sunkavalli, Gordon Wetzstein, Zexiang Xu, et al. Dmv3d: Denoising multi-view diffusion using 3d large reconstruction model. *arXiv preprint arXiv:2311.09217*, 2023.
- [30] Maxime Oquab, Timothée Darcet, Theo Moutakanni, Huy V. Vo, Marc Szafraniec, Vasil Khalidov, Pierre Fernandez, Daniel Haziza, Francisco Massa, Alaaeldin El-Nouby, Russell Howes, Po-Yao Huang, Hu Xu, Vasu Sharma, Shang-Wen Li, Wojciech Galuba, Mike Rabbat, Mido Assran, Nicolas Ballas, Gabriel Synnaeve, Ishan Misra, Herve Jegou, Julien Mairal, Patrick Labatut, Armand Joulin, and Piotr Bojanowski. Dinov2: Learning robust visual features without supervision, 2023.
- [31] Binbin Huang, Zehao Yu, Anpei Chen, Andreas Geiger, and Shenghua Gao. 2d gaussian splatting for geometrically accurate radiance fields. *arXiv preprint arXiv:2403.17888*, 2024.
- [32] Feyza Duman Keles, Pruthvi Mahesakya Wijewardena, and Chinmay Hegde. On the computational complexity of self-attention. In *International Conference on Algorithmic Learning Theory*, pages 597–619. PMLR, 2023.
- [33] Zi-Xin Zou, Zhipeng Yu, Yuan-Chen Guo, Yangguang Li, Ding Liang, Yan-Pei Cao, and Song-Hai Zhang. Triplane meets gaussian splatting: Fast and generalizable single-view 3d reconstruction with transformers. *arXiv preprint arXiv:2312.09147*, 2023.
- [34] Jiaxiang Tang, Jiawei Ren, Hang Zhou, Ziwei Liu, and Gang Zeng. Dreamgaussian: Generative gaussian splatting for efficient 3d content creation. *arXiv preprint arXiv:2309.16653*, 2023.
- [35] Minghua Liu, Chao Xu, Haian Jin, Linghao Chen, Zexiang Xu, Hao Su, et al. One-2-3-45: Any single image to 3d mesh in 45 seconds without per-shape optimization. *arXiv preprint arXiv:2306.16928*, 2023.

- [36] Jiaxiang Tang. Stable-dreamfusion: Text-to-3d with stable-diffusion, 2022. <https://github.com/ashawkey/stable-dreamfusion>.
- [37] Yukun Huang, Jianan Wang, Yukai Shi, Xianbiao Qi, Zheng-Jun Zha, and Lei Zhang. Dreamtime: An improved optimization strategy for text-to-3d content creation. *arXiv preprint arXiv:2306.12422*, 2023.
- [38] Peng Wang, Hao Tan, Sai Bi, Yinghao Xu, Fujun Luan, Kalyan Sunkavalli, Wenping Wang, Zexiang Xu, and Kai Zhang. Pf-lrm: Pose-free large reconstruction model for joint pose and shape prediction. *arXiv preprint arXiv:2311.12024*, 2023.
- [39] Ruoshi Liu, Rundi Wu, Basile Van Hoorick, Pavel Tokmakov, Sergey Zakharov, and Carl Vondrick. Zero-1-to-3: Zero-shot one image to 3d object. In *Proceedings of the IEEE/CVF International Conference on Computer Vision*, pages 9298–9309, 2023.
- [40] Yuanxun Lu, Jingyang Zhang, Shiwei Li, Tian Fang, David McKinnon, Yanghai Tsin, Long Quan, Xun Cao, and Yao Yao. Direct2. 5: Diverse text-to-3d generation via multi-view 2.5 d diffusion. *arXiv preprint arXiv:2311.15980*, 2023.
- [41] Albert Gu, Isys Johnson, Karan Goel, Khaled Saab, Tri Dao, Atri Rudra, and Christopher Ré. Combining recurrent, convolutional, and continuous-time models with linear state space layers. *Advances in neural information processing systems*, 34:572–585, 2021.
- [42] Albert Gu, Karan Goel, Ankit Gupta, and Christopher Ré. On the parameterization and initialization of diagonal state space models. *Advances in Neural Information Processing Systems*, 35:35971–35983, 2022.
- [43] Weihao Yu and Xinchao Wang. Mambaout: Do we really need mamba for vision? *arXiv preprint arXiv:2405.07992*, 2024.
- [44] Rui Xu, Shu Yang, Yihui Wang, Bo Du, and Hao Chen. A survey on vision mamba: Models, applications and challenges. *arXiv preprint arXiv:2404.18861*, 2024.
- [45] Xiao Liu, Chenxu Zhang, and Lei Zhang. Vision mamba: A comprehensive survey and taxonomy. *arXiv preprint arXiv:2405.04404*, 2024.
- [46] Badri Narayana Patro and Vijay Srinivas Agneeswaran. Mamba-360: Survey of state space models as transformer alternative for long sequence modelling: Methods, applications, and challenges. *arXiv preprint arXiv:2404.16112*, 2024.
- [47] Tao Huang, Xiaohuan Pei, Shan You, Fei Wang, Chen Qian, and Chang Xu. Localmamba: Visual state space model with windowed selective scan. *arXiv preprint arXiv:2403.09338*, 2024.
- [48] Chenhongyi Yang, Zehui Chen, Miguel Espinosa, Linus Ericsson, Zhenyu Wang, Jiaming Liu, and Elliot J Crowley. Plainmamba: Improving non-hierarchical mamba in visual recognition. *arXiv preprint arXiv:2403.17695*, 2024.
- [49] Zunnan Xu, Yukang Lin, Haonan Han, Sicheng Yang, Ronghui Li, Yachao Zhang, and Xiu Li. Mambatalk: Efficient holistic gesture synthesis with selective state space models. *arXiv preprint arXiv:2403.09471*, 2024.
- [50] Yanyuan Qiao, Zheng Yu, Longteng Guo, Sihan Chen, Zijia Zhao, Mingzhen Sun, Qi Wu, and Jing Liu. VI-mamba: Exploring state space models for multimodal learning. *arXiv preprint arXiv:2403.13600*, 2024.
- [51] Jun Ma, Feifei Li, and Bo Wang. U-mamba: Enhancing long-range dependency for biomedical image segmentation. *arXiv preprint arXiv:2401.04722*, 2024.
- [52] Renkai Wu, Yinghao Liu, Pengchen Liang, and Qing Chang. H-vmunet: High-order vision mamba unet for medical image segmentation. *arXiv preprint arXiv:2403.13642*, 2024.
- [53] Ziyang Wang and Chao Ma. Weak-mamba-unet: Visual mamba makes cnn and vit work better for scribble-based medical image segmentation. *arXiv preprint arXiv:2402.10887*, 2024.
- [54] Wenhao Dong, Haodong Zhu, Shaohui Lin, Xiaoyan Luo, Yunhang Shen, Xuhui Liu, Juan Zhang, Guodong Guo, and Baohang Zhang. Fusion-mamba for cross-modality object detection. *arXiv preprint arXiv:2404.09146*, 2024.
- [55] Hongruixuan Chen, Jian Song, Chengxi Han, Junshi Xia, and Naoto Yokoya. Changemamba: Remote sensing change detection with spatio-temporal state space model. *arXiv preprint arXiv:2404.03425*, 2024.
- [56] Xuanhua He, Ke Cao, Keyu Yan, Rui Li, Chengjun Xie, Jie Zhang, and Man Zhou. Pan-mamba: Effective pan-sharpening with state space model. *arXiv preprint arXiv:2402.12192*, 2024.

- [57] Han Zhao, Min Zhang, Wei Zhao, Pengxiang Ding, Siteng Huang, and Donglin Wang. Cobra: Extending mamba to multi-modal large language model for efficient inference. *arXiv preprint arXiv:2403.14520*, 2024.
- [58] Opher Lieber, Barak Lenz, Hofit Bata, Gal Cohen, Jhonathan Osin, Itay Dalmedigos, Erez Safahi, Shaked Meirom, Yonatan Belinkov, Shai Shalev-Shwartz, et al. Jamba: A hybrid transformer-mamba language model. *arXiv preprint arXiv:2403.19887*, 2024.
- [59] Chi-Sheng Chen, Guan-Ying Chen, Dong Zhou, Di Jiang, and Dai-Shi Chen. Res-vmamba: Fine-grained food category visual classification using selective state space models with deep residual learning. *arXiv preprint arXiv:2402.15761*, 2024.
- [60] Haoyang He, Yuhu Bai, Jiangning Zhang, Qingdong He, Hongxu Chen, Zhenye Gan, Chengjie Wang, Xiangtai Li, Guanzhong Tian, and Lei Xie. Mambaad: Exploring state space models for multi-class unsupervised anomaly detection. *arXiv preprint arXiv:2404.06564*, 2024.
- [61] Qiuhong Shen, Xuanyu Yi, Zike Wu, Pan Zhou, Hanwang Zhang, Shuicheng Yan, and Xinchao Wang. Gamba: Marry gaussian splatting with mamba for single view 3d reconstruction. *arXiv preprint arXiv:2403.18795*, 2024.
- [62] Binbin Huang, Zehao Yu, Anpei Chen, Andreas Geiger, and Shenghua Gao. 2d gaussian splatting for geometrically accurate radiance fields. In *SIGGRAPH 2024 Conference Papers*. Association for Computing Machinery, 2024. doi: 10.1145/3641519.3657428.
- [63] Pinxuan Dai, Jiamin Xu, Wenxiang Xie, Xinguo Liu, Huamin Wang, and Weiwei Xu. High-quality surface reconstruction using gaussian surfels. *arXiv preprint arXiv:2404.17774*, 2024.
- [64] Vincent Sitzmann, Semon Rezchikov, Bill Freeman, Josh Tenenbaum, and Fredo Durand. Light field networks: Neural scene representations with single-evaluation rendering. *Advances in Neural Information Processing Systems*, 34:19313–19325, 2021.
- [65] Guangji Bai, Zheng Chai, Chen Ling, Shiyu Wang, Jiaying Lu, Nan Zhang, Tingwei Shi, Ziyang Yu, Mengdan Zhu, Yifei Zhang, et al. Beyond efficiency: A systematic survey of resource-efficient large language models. *arXiv preprint arXiv:2401.00625*, 2024.
- [66] Ze Liu, Yutong Lin, Yue Cao, Han Hu, Yixuan Wei, Zheng Zhang, Stephen Lin, and Baining Guo. Swin transformer: Hierarchical vision transformer using shifted windows. In *Proceedings of the IEEE/CVF international conference on computer vision*, pages 10012–10022, 2021.
- [67] Weihao Yu, Mi Luo, Pan Zhou, Chenyang Si, Yichen Zhou, Xinchao Wang, Jiashi Feng, and Shuicheng Yan. Metaformer is actually what you need for vision. In *Proceedings of the IEEE/CVF conference on computer vision and pattern recognition*, pages 10819–10829, 2022.
- [68] DeJia Xu, Ye Yuan, Morteza Mardani, Sifei Liu, Jiaming Song, Zhangyang Wang, and Arash Vahdat. Agg: Amortized generative 3d gaussians for single image to 3d. *arXiv preprint arXiv:2401.04099*, 2024.
- [69] Eric Jang, Shixiang Gu, and Ben Poole. Categorical reparameterization with gumbel-softmax. *arXiv preprint arXiv:1611.01144*, 2016.
- [70] Richard Zhang, Phillip Isola, Alexei A Efros, Eli Shechtman, and Oliver Wang. The unreasonable effectiveness of deep features as a perceptual metric. In *Proceedings of the IEEE conference on computer vision and pattern recognition*, pages 586–595, 2018.
- [71] Brian Curless and Marc Levoy. A volumetric method for building complex models from range images. In *Proceedings of the 23rd annual conference on Computer graphics and interactive techniques*, pages 303–312, 1996.
- [72] Lingteng Qiu, Guanying Chen, Xiaodong Gu, Qi Zuo, Mutian Xu, Yushuang Wu, Weihao Yuan, Zilong Dong, Liefeng Bo, and Xiaoguang Han. Richdreamer: A generalizable normal-depth diffusion model for detail richness in text-to-3d. *arXiv preprint arXiv:2311.16918*, 2023.
- [73] Xiaoxiao Long, Yuan-Chen Guo, Cheng Lin, Yuan Liu, Zhiyang Dou, Lingjie Liu, Yuexin Ma, Song-Hai Zhang, Marc Habermann, Christian Theobalt, et al. Wonder3d: Single image to 3d using cross-domain diffusion. *arXiv preprint arXiv:2310.15008*, 2023.
- [74] Dmitry Tochilkin, David Pankratz, Zexiang Liu, Zixuan Huang, Adam Letts, Yangguang Li, Ding Liang, Christian Laforte, Varun Jampani, and Yan-Pei Cao. Triposr: Fast 3d object reconstruction from a single image. *arXiv preprint arXiv:2403.02151*, 2024.

- [75] Minghua Liu, Ruoxi Shi, Linghao Chen, Zhuoyang Zhang, Chao Xu, Xinyue Wei, Hansheng Chen, Chong Zeng, Jiayuan Gu, and Hao Su. One-2-3-45++: Fast single image to 3d objects with consistent multi-view generation and 3d diffusion. *arXiv preprint arXiv:2311.07885*, 2023.
- [76] Laura Downs, Anthony Francis, Nate Koenig, Brandon Kinman, Ryan Hickman, Krista Reymann, Thomas B McHugh, and Vincent Vanhoucke. Google scanned objects: A high-quality dataset of 3d scanned household items. In *2022 International Conference on Robotics and Automation (ICRA)*, pages 2553–2560. IEEE, 2022.
- [77] James Betker, Gabriel Goh, Li Jing, Tim Brooks, Jianfeng Wang, Linjie Li, Long Ouyang, Juntang Zhuang, Joyce Lee, Yufei Guo, et al. Improving image generation with better captions. *Computer Science*. <https://cdn.openai.com/papers/dall-e-3.pdf>, 2(3):8, 2023.
- [78] Alec Radford, Jong Wook Kim, Chris Hallacy, Aditya Ramesh, Gabriel Goh, Sandhini Agarwal, Girish Sastry, Amanda Askell, Pamela Mishkin, Jack Clark, et al. Learning transferable visual models from natural language supervision. In *International conference on machine learning*, pages 8748–8763. PMLR, 2021.
- [79] Xuanyu Yi, Jiajun Deng, Qianru Sun, Xian-Sheng Hua, Joo-Hwee Lim, and Hanwang Zhang. Invariant training 2d-3d joint hard samples for few-shot point cloud recognition. In *Proceedings of the IEEE/CVF International Conference on Computer Vision*, pages 14463–14474, 2023.
- [80] Xiaoxiao Long, Cheng Lin, Peng Wang, Taku Komura, and Wenping Wang. Sparseneus: Fast generalizable neural surface reconstruction from sparse views. In *European Conference on Computer Vision*, pages 210–227. Springer, 2022.
- [81] Haolin Xiong, Sairisheek Muttukuru, Rishi Upadhyay, Pradyumna Chari, and Achuta Kadambi. Sparsegs: Real-time 360 $\{\backslash\deg\}$ sparse view synthesis using gaussian splatting. *arXiv preprint arXiv:2312.00206*, 2023.
- [82] Alexander Kirillov, Eric Mintun, Nikhila Ravi, Hanzi Mao, Chloe Rolland, Laura Gustafson, Tete Xiao, Spencer Whitehead, Alexander C. Berg, Wan-Yen Lo, Piotr Dollár, and Ross Girshick. Segment anything. *arXiv:2304.02643*, 2023.
- [83] Tianchang Shen, Jun Gao, Kangxue Yin, Ming-Yu Liu, and Sanja Fidler. Deep marching tetrahedra: a hybrid representation for high-resolution 3d shape synthesis. *Advances in Neural Information Processing Systems*, 34:6087–6101, 2021.
- [84] Yuxuan Wang, Xuanyu Yi, Zike Wu, Na Zhao, Long Chen, and Hanwang Zhang. View-consistent 3d editing with gaussian splatting. *arXiv preprint arXiv:2403.11868*, 2024.

Appendices

The *Appendix* is organized as follows:

- **Appendix A:** elaborates more details about our MVGamba pipeline. Specifically, we detailed the implementation of inference pipeline and mesh extraction.
- **Appendix B:** showcases more qualitative and quantitative experiment results.
- **Appendix C:** provides further details on model design and configuration.
- **Appendix D:** discusses the limitations and potential future progress of MVGamba.

A Implementation Details

Inference. For single image input, MVGamba first segments the recentered foreground object using a pre-trained segmentation model [82], then leveraging a multi-view diffusion model, typically ImageDream, to generate four posed views as input for the SSM-reconstructor. Similarly, for text prompt input, MVGamba uses MVDream to transform the given text into four posed views. For sparse-view reconstruction, MVGamba takes the given few views as the ground-truth multi-view inputs. MVGamba employs a default camera pose with both zero elevation and azimuth to produce camera tokens and Plücker ray inputs. Remarkably, this process requires only about *10 GB* of GPU memory (for both the multi-view diffusion model and the Gaussian Reconstructor) and completes in less than *5 seconds* (4.5 seconds for multi-view image generation and 0.03 second for predicting Gaussians and real-time rendering) on a single NVIDIA A800 (80G) GPU, making it well-suited for online deployment scenarios.

Mesh extraction. For mesh extraction from reconstructed 2D splats, following [31], we render depth maps of the Gaussian rendering views by using the median depth value of the splats projected onto the pixels. We then use truncated signed distance fusion (TSDF) with Open3D to fuse the reconstruction depth maps. We reset the voxel size and the truncation threshold during TSDF fusion suitable for object mesh extraction.

B More Results

Table 3: Quantitative comparison on sparse-view reconstruction.

Method	#views	PSNR \uparrow	LPIPS \downarrow	SSIM \uparrow	INF. Time \downarrow	CD \downarrow	VIoU \uparrow
SparseGS [81]	16	22.19	0.162	0.775	34s	-	-
SparseNeuS [80]	16	23.17	0.130	0.814	6s	0.0566	0.3479
LGM [19]	4	24.20	0.112	0.845	0.07s	0.0198	0.4410
MVGamba	4	26.25	0.069	0.881	0.03s	0.0132	0.4829

More qualitative results. We include more qualitative experiment on image-to-3D generation with rendering results in Figure 9 for novel view synthesis and normal map generation in Figure 10.

More quantitative results. We leave the qualitative comparison on sparse-view reconstruction task here. We compare the well-adpoted PSNR, SSIM, LPIPS for novel view synthesis and Chamfer Distance (CD) and Volume IoU (VIoU) for geometric evaluation. As shown in Table 3, MVGamba outperforms all baselines across all metrics, even though SparseNeuS require 4 times more input views, while maintaining fast inference and rendering speed.

C Model Details

Network Configuration. As detailed in Table 4, the SSM-based reconstructor comprises 14 Gamba blocks, each with hidden dimensions of 512. The architecture employs RMSNorm, SSM,

Algorithm 1: Gaussian parameter constraint

```
1
# Input: feats: [b, n, ...]
# Output: gparams: list of constrained parameters

constraints = {
    "xyz": lambda v: (F.normalize(v.reshape(*v.shape[:2], 3,
        -1), dim=-1) * coords[None, None]).sum(dim=-1),

    "scale": lambda v: 0.1 * F.softplus(v),

    "rot": lambda v: RotationNet()(v), #proposed RotNet

    "opacity": lambda v: torch.sigmoid(v),

    "rgb": lambda v: torch.sigmoid(v),

    "shs": lambda v: v # No apply SHS
};
```

Figure 7: The pseudo code for Gaussian parameter constraint.




Figure 8: Ablation study on input order. Top: MVGamba may fail if the depth of the front-view is estimated incorrectly and the front-view is given first. Bottom: Manually changing the input order to provide the side-view first allows MVGamba to generate satisfactory 3D content, as the side-view contains sufficient depth information.

depth-wise convolution [83], and residual connections. In line with [24], positional embedding is added rather than concatenated to the tokenized multi-view image tokens. These tokens have 512 dimensions, resulting in a total of 16,384 or 32,768 tokens, which correspond to the length of Gaussian sequence. The Gaussian Decoder is a compact multi-layer perceptron (MLP) with a single hidden layer containing 2,048 hidden dimensions. This is followed by sub-head linear projection layers, which decode the output into 3D Gaussians for splatting.




Figure 9: More qualitative results of MVGamba on image-to-3D generation.

RotationNet. Our RotationNet (RotNet) is designed to facilitate the prediction of rotation attributes. It comprises a set of 32 pre-defined canonical rotation quaternions and a learnable linear projection matrix that maps input features to the logits of these quaternions. The canonical quaternions include 8 rotations around the principal axes (x, y, z) by 0 or 180 degrees, and 24 rotations by ± 45 degrees around various axes formed by combining two principal axes. During training, RotNet uses the Gumbel-Softmax technique to enable differentiable sampling from the discrete set of quaternions. The temperature parameter is gradually decreased from 2 to 0.01 over iterations, encouraging more confident predictions. During inference, RotNet applies the argmax operation to the logits to select the quaternion with the highest probability, operating in a non-differentiable manner.




Figure 10: RGB images and normal maps generated by MVGamba-2DGS.

Gaussian Parameterization. As 3D Gaussians are an unstructured explicit representation, unlike Triplane-NeRF’s structured implicit representation, the parameterization of the output parameters significantly affects the model’s convergence. We provide the detailed pseudo code of Gaussian parameterization in Figure 7 for better reproducibility.

D Limitations

Honestly, though MVGamba achieves promising results, it still has several limitations. **(1)** As we model the Gaussian sequence causally, MVGamba can sometimes fail if the depth of the front view is not estimated correctly (Figure 8 top). Fortunately, we empirically find that this limitation can be mitigated by manually changing the input order. For example, using a side-view as the first input allows our model to generate satisfactory 3D content, as the side-view contains sufficient depth information (Figure 8 bottom). In the future, we may explore automatic ways to optimize the input order to enhance robustness. **(2)** The generation quality of MVGamba is highly dependent on the four input views provided by off-the-shelf multi-view diffusion models [13, 14]. However, current multi-view diffusion models are far from perfect, known to exhibit 3D inconsistencies [9, 19, 84],

Table 4: Detailed model configuration of MVGamba.

Parameter	Value
Image Tokenizer	
image resolution	448×448
patch size	14
# channels	512
Backbone	
Mamba layers	14
# channels	512
state expansion factor	16
local convolution width	4
block expansion factor	2
normalization	RMSNorm
Decoder MLP	
width	2048
# hidden layers	1
activation	SiLU
Training	
optimizer	AdamW
epochs	300
batch size	512
learning rate	$1e-3$
weight decay	0.05
gradient clipping	1.0
Adam (β_1, β_2)	(0.9, 0.95)
lr scheduler	CosineAnnealingLR
# warm-up epochs	15
λ_{mask}	1.0
λ_{LPIPS}	0.6
λ_{reg}	0.1

and limited to a resolution of 256×256 . We expect that our model’s performance can be seamlessly boosted with the advancements in multi-view diffusion models in future work.