
TernaryLLM: Ternarized Large Language Model

Tianqi Chen^{1,2}, Zhe Li³, Weixiang Xu¹, Zeyu Zhu¹,
Dong Li³, Lu Tian³, Emad Barsoum³,
Peisong Wang^{1,2,4}, Jian Cheng^{*1,2,4,5}

¹Institute of Automation, Chinese Academy of Sciences

²School of Artificial Intelligence, University of Chinese Academy of Sciences

³Advanced Micro Devices, Inc., Beijing, China

⁴AIRIA ⁵Maicro.ai

{chentianqi2023,xuweixiang2018,zhuzeyu2021}@ia.ac.cn,

{Z.Li,d.li,lu.tian,Emad.Barsoum}@amd.com,

{peisong.wang,jcheng}@nlpr.ia.ac.cn

Abstract

Large language models (LLMs) have achieved remarkable performance on Natural Language Processing (NLP) tasks, but they are hindered by high computational costs and memory requirements. Ternarization, an extreme form of quantization, offers a solution by reducing memory usage and enabling energy-efficient floating-point additions. However, applying ternarization to LLMs faces challenges stemming from outliers in both weights and activations. In this work, observing asymmetric outliers and non-zero means in weights, we introduce Dual Learnable Ternarization (DLT), which enables both scales and shifts to be learnable. We also propose Outlier-Friendly Feature Knowledge Distillation (OFF) to recover the information lost in extremely low-bit quantization. The proposed OFF can incorporate semantic information and is insensitive to outliers. At the core of OFF is maximizing the mutual information between features in ternarized and floating-point models using cosine similarity. Extensive experiments demonstrate that our TernaryLLM surpasses previous low-bit quantization methods on the standard text generation and zero-shot benchmarks for different LLM families. Specifically, for one of the most powerful open-source models, LLaMA-3, our approach (W1.58A16) outperforms the previous state-of-the-art method (W2A16) by 5.8 in terms of perplexity on C4 and by 8.2% in terms of average accuracy on zero-shot tasks.

1 Introduction

Large language models (LLMs) [1, 2] have demonstrated impressive performance across various language tasks. Although LLMs’ representative ability improves as the parameters scale exponentially, the enormous parameters pose significant challenges on memory footprint and low latency inference [3, 4]. Therefore, resolving the above problems for the practical deployment of LLMs is an emergency.

As a compression method without modifying the model architecture, network quantization has shown promising effectiveness in reducing both memory requirements and inference latency. In the context of LLMs, quantization can be categorized into weight-only and weight-activation quantization. While weight-activation quantization can leverage faster integer computations instead of floating-point computations, prior studies have identified significant outliers in activations, posing challenges for successfully quantizing activations to lower bit precision (e.g., 4 bits). Consequently, weight-only quantization becomes a better trade-off between efficiency and accuracy, as the main bottleneck of deploying LLMs is memory bandwidth, which usually preserves more accuracy. Most recent works

* Corresponding author.

have focused on weight-only quantization, successfully quantizing weights to 4 and 3 bits (even 2 bits) [5, 6]. However, weight-only quantization has to dequantize the low-bit weights to floating-point in real-time before performing multiplication with floating-point activation.

Fortunately, by replacing floating-point multiplications with energy-saving floating-point additions, ternarization can solve the above problems. However, existing ternarized works are dedicated to convolutional neural networks and smaller encoder-only transformers like BERT, which can not be directly applied to LLMs due to the following challenges: Firstly, we observe asymmetric outliers and non-zero means in weights, indicating that previous symmetric ternarization methods are suboptimal. Secondly, extreme low-bit quantization leads to severe information loss in pretrained LLMs, including a narrowed feature representation range, loss of prominence in dominant channels, and disruption of the semantic clustering of related words. When trying to recover the lost information from the floating-point model, it is difficult to force the ternarized model to emulate the exact feature representation of the floating-point teacher due to the former’s limited expressive capacity.

Based on the above discoveries, we propose two simple but effective methods: Dual Learnable Ternarization (DLT) and Outlier-Friendly Feature Knowledge Distillation (OFF). DLT is a custom ternary quantizer for weights with weird distribution in LLMs, enabling both scale and shift learnability. To recover semantic information from the original models, we introduce Outlier-Friendly Feature Knowledge Distillation (OFF). OFF aims to maximize the mutual information between the floating-point and quantized models while leveraging the insensitivity of cosine similarity to outliers, thereby diminishing training instability. TernaryLLM surpasses both previous post-training and quantization-aware methods on standard NLP benchmarks, including text generation and zero-shot tasks, using models from the OPT and LLaMA families. Specifically, for one of the most powerful open-source models, LLaMA-3, our approach (W1.58A16) outperforms the previous quantization-aware training method (W2A16) by 5.8 in terms of average perplexity and by 8.2 in terms of average accuracy on zero-shot tasks.

Our contributions can be summarized as follows:

- We observe in group-wise quantization, weights in the same group are asymmetric distributed. This phenomenon motivates us to propose Dual Learnable Ternarization (DLT) which enables learnable scales and shifts.
- To recover semantic information from the original models, we introduce Outlier-Friendly Feature Knowledge Distillation (OFF), which utilizes the insensitivity of cosine similarity to outliers, helping to prevent training instability.
- We conducted experiments on text generation and zero-shot tasks using models from the OPT and LLaMA families. Our method outperforms both previous post-training and quantization-aware methods, even with fewer bits and a larger group size.

2 Related Work

2.1 LLM Quantization

Quantization has found extensive application in accelerating models during inference [7, 8, 9]. In the current era of burgeoning LLMs development, quantization has become widely employed for LLMs as well [10, 4, 3, 11, 12]. Based on whether activations are quantized, it can be classified into weight-only quantization and weight-activation quantization.

Weight-Activation Quantization. Weight-activation quantization quantizes both floating-point weights and activations into low-bit integers. Much research has focused on the extremely large outliers in activations and designed approximate methods to alleviate this problem [4, 10, 13]. For instance, SmoothQuant [4] migrates the distribution imbalance from activations to weights and enables 8-bit weight, 8-bit activation (W8A8) quantization for LLMs. However, it is still challenging to quantize both weights and activations into low-bit, e.g., W4A4.

Weight-Only Quantization. Weight-only quantization only quantizes weights into low-bit while leaving activations floating-point. In the context of LLMs, the primary memory consumption results from model weights [5, 11]. Weight-only quantization gains significant speedup and enables inference on consumer-level GPUs. However, in weight-only quantization, there is a need to dequantize the quantized weights to floating-point in real-time before computing with floating-point activation.

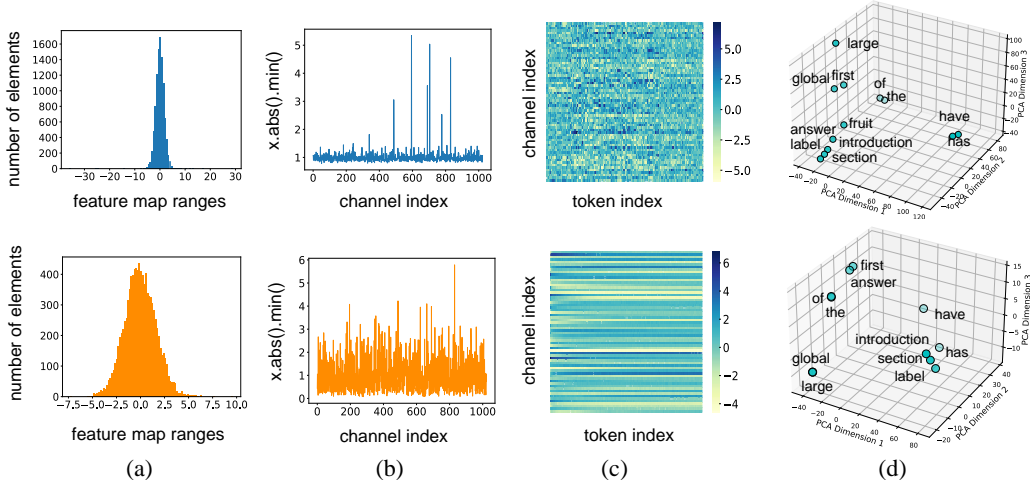


Figure 1: An example of the features in the 23rd decoder layer to illustrate the problems incurred by extreme low-bit quantization. The first and second lines correspond to the float-point and quantized models, respectively. Extreme low-bit quantization leads to severe information loss in pretrained LLMs, including a narrowed feature representation range (Figure 1 (a)), loss of prominence in dominant channels (Figure 1 (b)), and disruption of the semantic clustering of related words (Figure 1 (c) and (d)).

Therefore, while weight-only quantization primarily benefits from reduced memory access, it suffers from slower computation processes. Fortunately, this problem can be naturally solved by pushing the quantization bit to ternary or binary, providing advantages of both reduced memory consumption and energy-saving floating-point additions [14]. Previous work PB-LLM [15] only succeeds in partially quantizing weights to 1-bits and leaving salient weights at 8-bits. To distinguish between different data types, it incurs non-negligible overheads. In this paper, we aim to realize fully ternarized LLMs, relying on custom ternary quantization and Knowledge Distillation.

2.2 Knowledge Distillation

Knowledge distillation (KD) was initially proposed in [16] to transfer knowledge from the logits of teacher models to student models. Later, feature distillation has been proposed to leverage information from hidden layers [17] instead of the output layer. In model quantization, particularly in low-bit settings, KD has been widely used to improve performance and narrow the performance gap between floating-point models and quantized models.

However, directly applying previous knowledge distillation methods in LLMs faces new challenges. The presence of outliers in features makes the previous KD method based on Mean Squared Error ineffective. It is important to recognize the crucial role of outliers in knowledge distillation, highlighting the necessity of fully utilizing them for optimal solutions while also avoiding their negative impact on training stability.

3 Background

Notification. Transformers, including LLMs, are composed of a sequence of encoder or decoder layers. The notation L is used to represent the layer number. For the l -th decoder (or encoder) layer, we denote the input as H_l and the output as H_{l+1} .

A linear layer in Transformer is defined as $Y = W \cdot X$, where $W \in \mathbb{R}^{C_o \times C_i}$ and $X \in \mathbb{R}^{C_i \times T}$. Here, C_o and C_i denote the output channel and input channel, respectively, and T represents the sequence length. To simplify, the number of elements in W is denoted as $N = C_o \times C_i$.

Weight Ternarization. Ternarization converts floating-point weights in a model into three values. To project the i -th element of W , denoted as W_i , to $T_i \in \{-1, 0, 1\}$, a parameter threshold Δ is used:

$$T_i = \begin{cases} -1, & \text{if } W_i < -\Delta \\ 0, & \text{if } |W_i| \leq \Delta \\ +1, & \text{if } W_i > \Delta \end{cases} \quad (1)$$

To enhance performance, TWN [18] introduces a scaling factor α to estimate the magnitude of the original weights:

$$\min_{\alpha} \sum_i^N ||W_i - \alpha \cdot T_i||^2 \quad (2)$$

The exact solution for Δ and α is time-consuming. As an alternative method, they approximate Δ as:

$$\Delta = \frac{0.7 \cdot \sum_i^N |W_i|}{N} \quad (3)$$

After determining W^t , the optimal scale factor α , which minimizes (2), can be obtained as follows:

$$\alpha^* = \frac{\sum_i^N T_i \cdot W_i}{\sum_i^N |T_i|} \quad (4)$$

4 Challenges of Ternarizing LLMs

In this section, we conduct in-depth analyses of the challenges encountered in implementing ternarized LLMs. Firstly, we have observed that the previous weight ternarization method is inadequate for handling asymmetric outliers and non-zero mean distributions. Secondly, extremely low-bit quantization results in substantial information loss, necessitating feature knowledge distillation. Based on preliminary experiments, we have found it difficult to directly align features between quantized and original models due to their different expressive capacities.

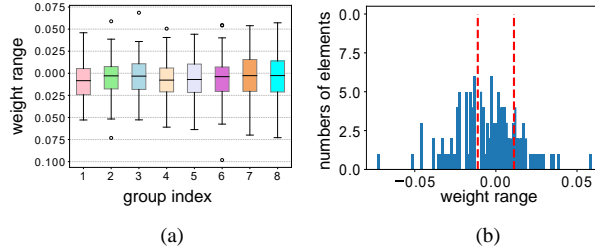


Figure 2: The weights in certain groups display noticeable asymmetric outliers and a non-zero mean distribution.

Challenge 1. For group-wise quantization, weights in certain groups display noticeable asymmetric distribution with non-zero mean. For transformers, especially LLMs, Outlier Suppression+ [13] has identified asymmetric behavior among channels in **features**. This paper finds a similar phenomenon in **weights**. We illustrate this observation with the query weights in the OPT model. In Figure 2(a), weights in some groups exhibit a negative mean but significantly positive outliers, while the others show the opposite behavior. Previous methods, such as TWN, lead to a suboptimal trade-off between clamping error and round error on both sides: the scale factor in Equation (4) may be too large for negative values but too small for positive ones. Moreover, in Figure 2(b), due to this asymmetry, the mean of values located in intervals $[-\Delta, \Delta]$ is negative, which leads to those methods to quantize these values to zero being suboptimal.

Challenge 2. Extreme low-bit quantization leads to severe loss of information in pretrained LLMs. The distribution depicted in Figure 1 highlights the challenges encountered in ternary quantization. Figure 1 (a) illustrates that the feature representation range is considerably narrowed after ternarization, indicating a constrained expressive power of the quantized model. Channels that were originally dominant, meaning those with larger magnitudes, become overwhelmed by other channels and are no longer prominent, as shown in Figure 1 (b). Furthermore, in Figure 1 (c) and (d), we observe that after pretraining on large datasets, LLMs tend to cluster semantically related words tightly (for example, the words "has" and "have") [19]. However, ternarization destroys this semantic

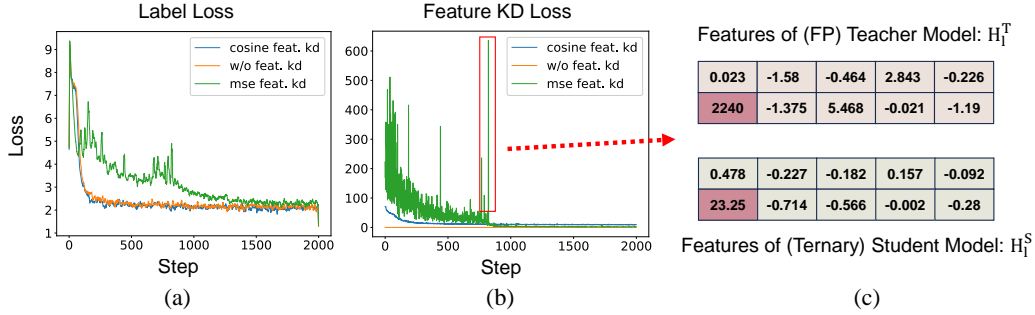


Figure 3: Feature knowledge distillation results for LLaMA-1-7B. Cosine similarity is less sensitive to outliers in features compared to MSE. (a) Ground truth loss of the training. (b) Feature knowledge distillation loss of the training. (c) The reasons for severe oscillations in MSE distillation.

structure, causing different words to be distributed in an out-of-order manner. Therefore, directly employing quantization-aware training on LLMs wastes the pretrained information and may lead to a different convergence point, risking overfitting.

Challenge 3. It is difficult to force the ternarized model to emulate the exact feature representation of the floating-point due to the former’s limited expressive capacity. Focused on Challenge 2, we propose the utilization of feature knowledge distillation (Feature KD). Feature KD can introduce more supervised signals from the pretrained model to realign the ternarized model with the floating-point model. However, as mentioned in Figure 1, the values of some channels are significantly larger than others. If they are not correctly balanced, the small gradients produced by the less-activated channels can be overwhelmed by the large gradients from the dominant ones. In Figure 3, we observe that the previously popular distillation metric, mean square error (MSE), suffers from severe oscillations. This phenomenon arises due to the inherent heterogeneity between the floating-point and ternarized models’ features. Unlike the real-numbered weights of the floating-point model, the ternarized model’s weights are constrained to a discrete set of three values. Consequently, the latter fails to replicate the exact feature representation achieved by the former.

5 Method

In Section 4, we explore the difficulties in ternarizing LLMs. In this section, based on the above findings, we propose two simple but effective methods to boost performance.

5.1 Dual Learnable Ternarization

In Section 4, we observed that the weights exhibit significant asymmetric outliers and a non-zero mean distribution. Focusing on this phenomenon, we propose **Dual Learnable Ternarization (DLT)**, which not only enables learnable quantization scales but also shifts.

Specifically, we first map float weights W_i into ternarized values T_i using threshold Δ as the same as TWN:

$$T_i = \begin{cases} -1, & \text{if } W_i < -\Delta \\ 0, & \text{if } |W_i| \leq \Delta \\ +1, & \text{if } W_i > \Delta \end{cases} \quad (5)$$

Instead of using the mean of weights as α in equation 4, we set α as a learnable parameter that can be updated during training. To further adapt to the asymmetric distribution, we introduce a learnable shift parameter γ :

$$D_i \approx \alpha \cdot T_i + \gamma \quad (6)$$

The gradients of parameters of α and γ can be computed as follows:

$$\frac{\partial \mathcal{L}}{\partial \alpha} = \sum_{i:|W_i|<\Delta} \frac{\partial \mathcal{L}}{\partial D_i} \quad (7)$$

$$\frac{\partial \mathcal{L}}{\partial \gamma} = \sum_i \frac{\partial \mathcal{L}}{\partial D_i} \quad (8)$$

By utilizing the Straight-through estimator (STE) [20], we can approximate the gradients to float weight W_i :

$$\frac{\partial \mathcal{L}}{\partial W_i} = \begin{cases} \alpha \cdot \frac{\partial \mathcal{L}}{\partial D_i}, & \text{if } W_i > \Delta \\ 1 \cdot \frac{\partial \mathcal{L}}{\partial D_i}, & \text{if } |W_i| \leq \Delta \\ -\alpha \cdot \frac{\partial \mathcal{L}}{\partial D_i}, & \text{if } W_i < -\Delta \end{cases} \quad (9)$$

Efficiency Analysis. By employing DLT, we can replace original floating-point multiplications with just two additions.

$$y = \sum_i D_i \cdot x_i = \alpha \cdot \sum_i (T_i \cdot x_i) + \gamma \cdot \sum_i x_i \quad (10)$$

Because the second summation is independent of weights, the total number of additions in our method is $\mathcal{O}(LC_o C_i + LC_i)$, and the total number of multiplications is $\mathcal{O}(2G)$, where G is the total number of groups.

5.2 Outlier-Friendly Feature Knowledge Distillation

Knowledge distillation, as demonstrated by Hinton [16], has proven to be effective in compressing CNNs and transformer models, particularly in scenarios with extremely low bit precision. In Section 4, we identify the necessity of recovering semantic information in features of ternarized models. Here, from the perspective of mutual information, we propose Theorem 1, which explains how to maximize the mutual information between features in ternarized and floating-point models using cosine similarity. The proof process can be found in the appendix.

Theorem 1. Assume $x \in \mathbb{R}^{C_i} \sim \mathcal{N}(0, \sigma_x^2)$, $W = (w_1^T, w_2^T, \dots, w_{C_o})^T$ and $y = \text{RMSNorm}(Wx)$. Let W_q denotes the ternarization of W and $y_q = \text{RMSNorm}(W_q x)$. The objective to maximize the mutual information between y and y_q $I(y, y_q)$ can be achieved by $\mathbb{E}_{p(x)} \cos(W_q x, Wx) = 1$.

Utilizing cosine similarity to maximize the mutual information between floating-point model and quantized model, we introduce a more suitable feature KD method termed **Outlier-Friendly Feature KD (OFF)** for LLMs. Specifically, we compute the cosine similarity between each token of teachers and students individually, then aggregate the total T tokens to compute the feature KD loss for the current layer. Subsequently, we aggregate the first L' layers to compute the total feature KD loss.

$$\text{Cosine Similarity}(H^{Teach}, H^{Stu}) = \sum_i^T \frac{h_i^{StuT} \cdot h_i^{Teach}}{\|h_i^{Teach}\| \cdot \|h_i^{Stu}\|} \quad (11)$$

$$\mathcal{L}_{feat} = \sum_l^{L'} \text{Cosine Similarity}(H_l^{Teach}, H_l^{Stu}) \quad (12)$$

The advantage of using cosine similarity as the distance metric is two folds: (a) By maximizing cosine similarity, the quantized model restores the semantic information of the original model. This ensures the quantized model captures the essential features learned by the floating-point model, leading to better generalization performance on unseen data. (b) Cosine similarity is scale-invariant, meaning it is not affected by the magnitude of the vectors but only by their direction. This property guarantees the distillation process's robustness, even in the presence of numerous outliers in the floating-point model.

Logits Knowledge Distillation. Besides the feature KD, we also distill knowledge in the last layer by minimizing the soft cross-entropy (SCE) between quantized student logits Z^{Stu} and teacher logits Z^{Teach} , i.e.,

$$\mathcal{L}_{logits} = \text{SCE}(Z^{Stu}, Z^{Teach}) \quad (13)$$

Objective Function. The overall objective function in the training process of TernaryLLM is as follows:

$$\mathcal{L}_{total} = \mathcal{L}_{label} + \epsilon \cdot \mathcal{L}_{logits} + \delta \cdot \mathcal{L}_{feat} \quad (14)$$

Method	#W	#G	PPL↓			Zero-Shot↑					
			WikiText2	C4	PTB	PIQA	ARC-e	ARC-c	HellaSwag	Wino	Avg.
LLaMA-3	16	-	6.1	9.2	10.6	79.9	80.1	50.4	60.2	72.8	68.6
RTN	2	128	1.9E3	2.5E4	1.8E4	53.1	24.8	22.1	26.9	53.1	36.0
	2	-	2.7E6	7.4E6	3.1E6	53.1	24.7	21.9	25.6	51.1	35.3
GPTQ	2	128	2.1E2	4.1E4	9.1E2	53.9	28.8	19.9	27.7	50.5	36.2
	2	-	5.7E4	1.0E5	2.7E5	52.8	25.0	20.5	26.6	49.6	34.9
AWQ	2	-	8.2E5	8.1E5	9.0E5	55.2	25.2	21.3	25.4	50.4	35.5
QuIP	2	-	85.1	1.3E2	1.8E2	52.9	29.0	21.3	29.2	51.7	36.8
DB-LLM	2	128	13.6	19.2	23.8	68.9	59.1	28.2	42.1	60.4	51.8
PB-LLM	2	128	24.7	79.2	65.6	57.0	37.8	17.2	29.8	52.5	38.8
	1.7	128	41.8	2.6E2	1.2E2	52.5	31.7	17.5	27.7	50.4	36.0
Our	1.58	-	11.2	13.4	16.3	73.7	61.2	36.4	63.9	65.0	60.0

Table 1: Evaluation results of weight-only quantization on the **LLaMA-3-8B** model. #W indicates weight bits, #G indicates group size, and “-” denotes per-channel quantization.

Method	#W	#G	OPT-125M		OPT-1.3B		OPT-2.7B		OPT-6.7B	
			WikiText2	C4	WikiText2	C4	WikiText2	C4	WikiText2	C4
FP	16	-	27.65	24.60	14.63	14.72	12.47	13.16	10.86	11.74
RTN	2	64	7.0e3	3.9e3	1.0e4	7.3e3	19.3e4	1.2e5	7.6e3	6.3e3
	2	64	7.0e3	5.0e3	1.0e4	7.7e3	19.3e4	3.8e4	7.6e3	5.2e3
GPTQ	2	64	204.40	133.51	49.58	31.31	29.37	23.23	16.81	16.24
	2	128	597.66	597.66	115.16	60.88	61.59	33.83	20.18	18.55
AWQ	2	64	124.18	90.19	29.78	27.34	20.64	20.01	14.63	15.20
	2	128	251.84	168.35	47.97	38.38	28.50	26.41	16.20	16.48
OmniQuant	2	128	75.43	80.10	23.95	27.33	18.13	21.11	14.43	16.67
	2	-	5.18e4	4.39e4	48.22	68.10	31.04	43.47	22.77	35.19
Our	1.58	-	39.92	32.57	18.51	18.01	17.98	17.49	13.81	14.51

Table 2: C4 and WikiText2 perplexity ↓ of different methods in OPT models. #W indicates weight bits, #G indicates group size, and “-” denotes per-channel quantization.

Here, ϵ and δ represent the loss balancing scales, which can be found in the training details section. Additionally, $\mathcal{L}_{label} = SCE(Z^{Stu}, Z^{label})$ denotes the cross-entropy between Z^{Stu} and ground truth Z^{label} .

6 Experiments

In this section, we evaluate our methods on both language generation and zero-shot zero-shot tasks with OPT [2] models and LLaMA [1] family models.

6.1 Experiment Setup

Dataset. Following the previous work [15] we use RedPajama [21] as the training dataset. RedPajama is an open-source reproduction of the pre-training data for LLaMA[1]. This mainly consists of web text (Common Crawl and C4 [22]) and high-quality sources such as arXiv and Stack Exchange.

Training Details. We utilize a full-precision model to initialize ternarized models. We use the AdamW optimizer with zero weight decay to optimize the learnable parameters. The batch size is 16. We use cosine learning rate decay, and the total number of iterations is 10,000 steps. More training details can be found in the Appendix.

Evaluation Tasks. We evaluate our methods on both language generation and zero-shot tasks. We report the perplexity on WikiText2 [23], PTB [24] and C4 [22]. For zero-shot tasks, we provide

Method	#W	#G	PPL↓			Zero-Shot↑					
			WikiText2	C4	Avg.	PIQA	ARC-e	ARC-c	HellaSwag	Wino	Avg.
LLaMA-2	16	-	5.47	6.97	6.22	76.99	53.58	40.53	72.96	67.25	62.26
GPTQ	2	64	8.97	13.25	11.11	68.39	42.13	31.91	54.64	58.64	51.14
AWQ	2	64	2.06e5	1.54e5	1.8e5	50.00	26.52	26.79	26.14	49.64	35.82
OmniQuant	2	64	9.64	12.73	11.19	68.72	39.77	30.89	53.44	56.12	49.79
PB-LLM	2	64	20.37	44.88	32.63	55.22	29.88	22.01	30.49	50.36	37.59
DB-LLM	2	64	7.23	9.62	8.43	73.18	45.20	33.53	61.98	61.72	55.12
Our	1.58	-	7.46	9.16	8.31	72.47	46.46	33.44	63.84	60.93	55.42
	1.58	64	7.7	9.45	8.57	72.68	48.06	34.89	63.94	61.72	56.25
LLaMA-1	16	-	5.68	7.08	6.38	77.37	52.53	41.38	72.99	66.85	62.22
GPTQ	2	64	22.10	17.71	19.91	59.36	32.11	25.09	35.14	49.01	40.14
AWQ	2	64	2.5e5	2.8e5	5.3e5	50.05	25.76	29.44	25.93	49.96	36.23
OmniQuant	2	64	8.91	11.79	10.4	68.66	44.49	29.69	54.32	55.56	50.54
PB-LLM	2	64	20.61	47.09	33.85	55.39	34.22	24.23	31.99	52.88	39.74
DB-LLM	2	64	7.59	9.74	8.67	72.14	44.70	33.62	60.71	61.01	54.44
Our	1.58	-	7.82	9.52	8.67	72.74	46.89	34.98	62.40	59.35	55.27
	1.58	64	7.48	9.38	8.58	73.06	45.49	35.15	63.78	62.58	56.01

Table 3: Evaluation results of weight-only quantization on the **LLaMA-1-7B** and **LLaMA-2-7B** model. #W indicates weight bits, #G indicates group size, and “-” denotes per-channel quantization.

accuracy on datasets including PIQA [25], ARC [26], BoolQ [27], HellaSwag [28] and Winogrande [29].

6.2 Results on Language Generation

Experiments were conducted on OPT models [2] ranging from 125M to 6.7B, as well as on 7B versions of the LLaMA-1, LLaMA-2, and LLaMA-3 models [1]. In this comparison, we evaluate our method against previous weight-only techniques, including post-training quantization methods such as OmniQuant [5], AWQ [3], and GPTQ [11], as well as quantization-aware training methods such as PB-LLM [15] and DB-LLM [30]. PB-LLM retains significant weights in higher bits, whereas DB-LLM employs two binary matrices to represent the weights. The average bit-width for both methods is 2 bits. The perplexity results for LLaMA family models are presented in Table 1 and Table 3. Notably, even with an average bit width of only 1.58, our methods surpass the previous 2-bit quantization-aware methods in average perplexity, for example, 5.2 for LLaMA-3. The perplexity results for OPT models on the C4 [22] and WikiText2 [23] datasets are presented in Table 2. Even with per-channel quantization, our approach outperforms previous group-wise weight-only quantization methods. For example, for OPT-125M, our per-channel ternary method maintains an average PPL of 39.92, while the 2-bit OmniQuant achieves only 75.53 with a group size of 128.

6.3 Results on Zero-Shot Tasks

In this section, we assess the performance of ternarized models on zero-shot tasks and present the results in Table 1 and Table 3. Previous work [31] indicates that LLaMA-3 experiences significant degradation at ultra-low bit-widths, highlighting the substantial performance gap that needs to be addressed by the quantization research community. For LLaMA-3-7B, our approach (W1.58A16) outperforms the previous quantization-aware training method DB-LLM (W2A16) by 8.2% in accuracy, improving the average accuracy from 51.8% to 60.0%. Our methods also surpass previous best results in LLaMA-1 and LLaMA-2 by 1.56% and 1.13%, respectively, demonstrating superior preservation of generation capability in LLMs.

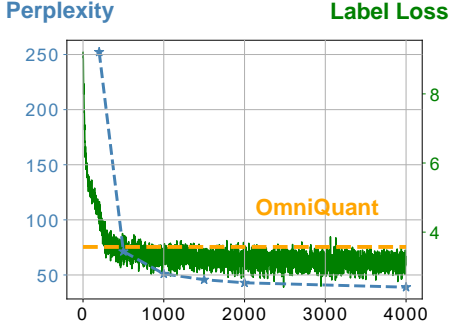


Figure 4: Training loss and validation perplexity curves. The experiments are conducted on OPT-125M with a group size of 128. Our method surpasses OmniQuant with only 500 steps.

Table 5: Comparison of different knowledge distillation techniques on the LLaMA-1-7B model. OFF and logits KD, either separately or combined, can improve performance.

Method	WikiText2	C4
W/O KD	9.98	11.56
Logits	9.84	11.41
MSE	10.84	12.12
MSE + Clamp	9.48	11.14
MSE + Skip	9.72	11.39
OFF	9.33	10.99
Logits+OFF	9.21	10.78

6.4 Ablations

In this section, we present some ablation studies to demonstrate the efficacy of our methods. For this segment, we limit the training to only 2,000 iterations.

Dual Learnable Ternarization. We conducted experiments to investigate the effects of our DLT method. As shown in Table 4, the DLT method achieves a 1.49 PPL improvement on the OPT-1.3B model and a 0.89 PPL improvement on the LLaMA-1-7B model. DLT enables α and γ to learn values better suited to LLM weights, enhancing the model’s expressive capacity at extremely low-bit scenarios.

LLaMA-7B PPL	FP	TWN	DLT
OPT-1.3B	14.63	22.32	20.83
LLaMA-7B	5.68	10.10	9.21

Table 4: Comparison of various ternarization methods on OPT-1.3B and LLaMA-7B model.

Outlier-Friendly Feature KD. We conducted experiments to evaluate various feature knowledge distillation methods and their combinations. Consistent with our analysis in Section 4, mean square error (MSE) methods often suffer from training instability. We also explored other improved methods based on MSE, such as clamping outliers or disregarding abnormal loss. However, these methods only partially address the issue and involve significant hyperparameter tuning. As shown in Table 5, Outlier-friendly Feature KD improves performance by 0.65 PPL and 0.57 PPL on Wikitext2 and C4, respectively. Additionally, combining it with logits, KD further enhances performance by 0.77 PPL.

Training Steps. We conducted experiments on OPT-125M with a group size of 128 to observe the validation perplexity and training loss over steps. Our method demonstrates fast convergence, recovering performance in a few steps, and surpasses the previous post-training quantization method in just 500 steps.

7 Conclusion

In this paper, we introduce TernaryLLM, tailored for precise ternarized Large Language Models. To tackle the decline in accuracy, we propose Dual Learnable Ternarization, which integrates learnable scales and shifts to adapt to the asymmetric weight distribution in group-wise quantization. Additionally, we present Outlier-Friendly Feature Knowledge Distillation (OFF), designed to maximize the mutual information between floating-point and quantized models. This approach also takes advantage of the insensitivity of cosine similarity to outliers, thereby mitigating training instability. TernaryLLM not only enhances the compression ratio of parameters but also enables LLM inference with floating-

point additions instead of multiplications. Extensive experiments demonstrate that TernaryLLM outperforms previous extreme low-bit quantization methods on established NLP benchmarks.

References

- [1] Hugo Touvron, Thibaut Lavril, Gautier Izacard, Xavier Martinet, Marie-Anne Lachaux, Timothée Lacroix, Baptiste Rozière, Naman Goyal, Eric Hambro, Faisal Azhar, Aurélien Rodriguez, Armand Joulin, Edouard Grave, and Guillaume Lample. Llama: Open and efficient foundation language models. *CoRR*, abs/2302.13971, 2023.
- [2] Susan Zhang, Stephen Roller, Naman Goyal, Mikel Artetxe, Moya Chen, Shuohui Chen, Christopher Dewan, Mona T. Diab, Xian Li, Xi Victoria Lin, Todor Mihaylov, Myle Ott, Sam Shleifer, Kurt Shuster, Daniel Simig, Punit Singh Koura, Anjali Sridhar, Tianlu Wang, and Luke Zettlemoyer. OPT: open pre-trained transformer language models. *CoRR*, abs/2205.01068, 2022.
- [3] Ji Lin, Jiaming Tang, Haotian Tang, Shang Yang, Xingyu Dang, and Song Han. AWQ: activation-aware weight quantization for LLM compression and acceleration. *CoRR*, abs/2306.00978, 2023.
- [4] Guangxuan Xiao, Ji Lin, Mickaël Seznec, Hao Wu, Julien Demouth, and Song Han. Smoothquant: Accurate and efficient post-training quantization for large language models. In Andreas Krause, Emma Brunskill, Kyunghyun Cho, Barbara Engelhardt, Sivan Sabato, and Jonathan Scarlett, editors, *International Conference on Machine Learning, ICML 2023, 23-29 July 2023, Honolulu, Hawaii, USA*, volume 202 of *Proceedings of Machine Learning Research*, pages 38087–38099. PMLR, 2023.
- [5] Wenqi Shao, Mengzhao Chen, Zhaoyang Zhang, Peng Xu, Lirui Zhao, Zhiqian Li, Kaipeng Zhang, Peng Gao, Yu Qiao, and Ping Luo. Omniquant: Omnidirectionally calibrated quantization for large language models. *CoRR*, abs/2308.13137, 2023.
- [6] Jerry Chee, Yaohui Cai, Volodymyr Kuleshov, and Christopher De Sa. Quip: 2-bit quantization of large language models with guarantees. *CoRR*, abs/2307.13304, 2023.
- [7] Benoit Jacob, Skirmantas Kligys, Bo Chen, Menglong Zhu, Matthew Tang, Andrew G. Howard, Hartwig Adam, and Dmitry Kalenichenko. Quantization and training of neural networks for efficient integer-arithmetic-only inference. In *2018 IEEE Conference on Computer Vision and Pattern Recognition, CVPR 2018, Salt Lake City, UT, USA, June 18-22, 2018*, pages 2704–2713. Computer Vision Foundation / IEEE Computer Society, 2018.
- [8] Markus Nagel, Rana Ali Amjad, Mart van Baalen, Christos Louizos, and Tijmen Blankevoort. Up or down? adaptive rounding for post-training quantization. In *Proceedings of the 37th International Conference on Machine Learning, ICML 2020, 13-18 July 2020, Virtual Event*, volume 119 of *Proceedings of Machine Learning Research*, pages 7197–7206. PMLR, 2020.
- [9] Yuhang Li, Ruihao Gong, Xu Tan, Yang Yang, Peng Hu, Qi Zhang, Fengwei Yu, Wei Wang, and Shi Gu. BRECCQ: pushing the limit of post-training quantization by block reconstruction. In *9th International Conference on Learning Representations, ICLR 2021, Virtual Event, Austria, May 3-7, 2021*. OpenReview.net, 2021.
- [10] Xiuying Wei, Yunchen Zhang, Xiangguo Zhang, Ruihao Gong, Shanghang Zhang, Qi Zhang, Fengwei Yu, and Xianglong Liu. Outlier suppression: Pushing the limit of low-bit transformer language models. In *NeurIPS*, 2022.
- [11] Elias Frantar, Saleh Ashkboos, Torsten Hoefler, and Dan Alistarh. GPTQ: accurate post-training quantization for generative pre-trained transformers. *CoRR*, abs/2210.17323, 2022.
- [12] Zechun Liu, Barlas Oguz, Changsheng Zhao, Ernie Chang, Pierre Stock, Yashar Mehdad, Yangyang Shi, Raghuraman Krishnamoorthi, and Vikas Chandra. LLM-QAT: data-free quantization aware training for large language models. *CoRR*, abs/2305.17888, 2023.
- [13] Xiuying Wei, Yunchen Zhang, Yuhang Li, Xiangguo Zhang, Ruihao Gong, Jinyang Guo, and Xianglong Liu. Outlier suppression+: Accurate quantization of large language models by equivalent and optimal shifting and scaling. *CoRR*, abs/2304.09145, 2023.
- [14] Mark Horowitz. 1.1 computing’s energy problem (and what we can do about it). In *2014 IEEE International Conference on Solid-State Circuits Conference, ISSCC 2014, Digest of Technical Papers, San Francisco, CA, USA, February 9-13, 2014*, pages 10–14. IEEE, 2014.
- [15] Yuzhang Shang, Zhihang Yuan, Qiang Wu, and Zhen Dong. PB-LLM: partially binarized large language models. *CoRR*, abs/2310.00034, 2023.

- [16] Geoffrey E. Hinton, Oriol Vinyals, and Jeffrey Dean. Distilling the knowledge in a neural network. *CoRR*, abs/1503.02531, 2015.
- [17] Adriana Romero, Nicolas Ballas, Samira Ebrahimi Kahou, Antoine Chassang, Carlo Gatta, and Yoshua Bengio. Fitnets: Hints for thin deep nets. In Yoshua Bengio and Yann LeCun, editors, *3rd International Conference on Learning Representations, ICLR 2015, San Diego, CA, USA, May 7-9, 2015, Conference Track Proceedings*, 2015.
- [18] Bin Liu, Fengfu Li, Xiaogang Wang, Bo Zhang, and Junchi Yan. Ternary weight networks. In *IEEE International Conference on Acoustics, Speech and Signal Processing ICASSP 2023, Rhodes Island, Greece, June 4-10, 2023*, pages 1–5. IEEE, 2023.
- [19] Matthew Freestone and Shubhra Kanti Karmaker Santu. Word embeddings revisited: Do llms offer something new?, 2024.
- [20] Yoshua Bengio, Nicholas Léonard, and Aaron C. Courville. Estimating or propagating gradients through stochastic neurons for conditional computation. *CoRR*, abs/1308.3432, 2013.
- [21] Together Computer. Redpajama: an open dataset for training large language models, 2023.
- [22] Kuntal Kumar Pal, Kazuaki Kashihara, Ujjwala Anantheswaran, Kirby C. Kuznia, Siddhesh Jagtap, and Chitta Baral. Exploring the limits of transfer learning with unified model in the cybersecurity domain. *CoRR*, abs/2302.10346, 2023.
- [23] Stephen Merity, Caiming Xiong, James Bradbury, and Richard Socher. Pointer sentinel mixture models. In *5th International Conference on Learning Representations, ICLR 2017, Toulon, France, April 24-26, 2017, Conference Track Proceedings*. OpenReview.net, 2017.
- [24] Mitchell P. Marcus, Grace Kim, Mary Ann Marcinkiewicz, Robert MacIntyre, Ann Bies, Mark Ferguson, Karen Katz, and Britta Schasberger. The penn treebank: Annotating predicate argument structure. In *Human Language Technology, Proceedings of a Workshop held at Plainsboro, New Jersey, USA, March 8-11, 1994*. Morgan Kaufmann, 1994.
- [25] Yonatan Bisk, Rowan Zellers, Ronan Le Bras, Jianfeng Gao, and Yejin Choi. PIQA: reasoning about physical commonsense in natural language. In *The Thirty-Fourth AAAI Conference on Artificial Intelligence, AAAI 2020, The Thirty-Second Innovative Applications of Artificial Intelligence Conference, IAAI 2020, The Tenth AAAI Symposium on Educational Advances in Artificial Intelligence, EAAI 2020, New York, NY, USA, February 7-12, 2020*, pages 7432–7439. AAAI Press, 2020.
- [26] Peter Clark, Isaac Cowhey, Oren Etzioni, Tushar Khot, Ashish Sabharwal, Carissa Schoenick, and Oyvind Tafjord. Think you have solved question answering? try arc, the AI2 reasoning challenge. *CoRR*, abs/1803.05457, 2018.
- [27] Christopher Clark, Kenton Lee, Ming-Wei Chang, Tom Kwiatkowski, Michael Collins, and Kristina Toutanova. Boolq: Exploring the surprising difficulty of natural yes/no questions. In Jill Burstein, Christy Doran, and Tamar Solorio, editors, *Proceedings of the 2019 Conference of the North American Chapter of the Association for Computational Linguistics: Human Language Technologies, NAACL-HLT 2019, Minneapolis, MN, USA, June 2-7, 2019, Volume 1 (Long and Short Papers)*, pages 2924–2936. Association for Computational Linguistics, 2019.
- [28] Rowan Zellers, Ari Holtzman, Yonatan Bisk, Ali Farhadi, and Yejin Choi. Hellaswag: Can a machine really finish your sentence? In Anna Korhonen, David R. Traum, and Lluís Màrquez, editors, *Proceedings of the 57th Conference of the Association for Computational Linguistics, ACL 2019, Florence, Italy, July 28- August 2, 2019, Volume 1: Long Papers*, pages 4791–4800. Association for Computational Linguistics, 2019.
- [29] Keisuke Sakaguchi, Ronan Le Bras, Chandra Bhagavatula, and Yejin Choi. Winogrande: An adversarial winograd schema challenge at scale. In *The Thirty-Fourth AAAI Conference on Artificial Intelligence, AAAI 2020, The Thirty-Second Innovative Applications of Artificial Intelligence Conference, IAAI 2020, The Tenth AAAI Symposium on Educational Advances in Artificial Intelligence, EAAI 2020, New York, NY, USA, February 7-12, 2020*, pages 8732–8740. AAAI Press, 2020.
- [30] Hong Chen, Chengtao Lv, Liang Ding, Haotong Qin, Xiabin Zhou, Yifu Ding, Xuebo Liu, Min Zhang, Jinyang Guo, Xianglong Liu, and Dacheng Tao. DB-LLM: accurate dual-binarization for efficient llms. *CoRR*, abs/2402.11960, 2024.

- [31] Wei Huang, Xudong Ma, Haotong Qin, Xingyu Zheng, Chengtao Lv, Hong Chen, Jie Luo, Xiaojuan Qi, Xianglong Liu, and Michele Magno. How good are low-bit quantized llama3 models? an empirical study, 2024.
- [32] Thomas M Cover. *Elements of information theory*. John Wiley & Sons, 1999.
- [33] Sagar Eetha, PK Sruthi, Vibha Pant, Sai Vikram, Mihir Mody, and Madhura Purnaprajna. Tilenet: Hardware accelerator for ternary convolutional neural networks. *Microprocessors and Microsystems*, 83:104039, 2021.
- [34] Shien Zhu, Luan HK Duong, and Weichen Liu. Tab: Unified and optimized ternary, binary, and mixed-precision neural network inference on the edge. *ACM Transactions on Embedded Computing Systems (TECS)*, 21(5):1–26, 2022.

A Appendix / Supplemental Material

Model	OPT-125M	OPT-1.3B	OPT-2.7B	OPT-6.7B	LLaMA-7B
Learning rate	1e-4	5e-5	1e-4	5e-5	1e-4
Logits KD loss coefficient	0.001	0.001	0.001	0.001	0.001
Feature KD loss coefficient	10	10	10	10	5
Feature KD number layers	6	18	18	18	18

Table 6: Training details for different models. We use the same training parameters for LLaMA-1, LLaMA-2 and LLaMA-3.

A.1 Training Details

During the fine-tuning process, we optimize the trainable parameters using the AdamW optimizer with zero weight decay. The batch size is set to 16. We implement cosine learning rate decay, gradually decreasing to 0.1 times the initial value. All models undergo training for 10,000 steps, including a 500-step warm-up period. The training is conducted on a single 8-GPU node of AMD INSTINCT MI250. The learning rate for scales and shifts in DLT is set to 0.1 times weight learning rate. Additional parameters are provided in Table 6.

A.2 Proof of Theorem 1

Theorem 1. Assume $x \in \mathbb{R}^{C_i} \sim \mathcal{N}(0, \sigma_x^2)$, $W = (w_1^T, w_2^T, \dots, w_{C_o})^T$ and $y = \text{RMSNorm}(Wx)$. Let W_q denotes the ternarization of W and $y_q = \text{RMSNorm}(W_q x)$. The objective to maximize the mutual information between y and y_q (formally, $\max I(y, y_q)$) can be achieved by $\mathbb{E}_{p(x)} \cos(W_q x, Wx) = 1$.

Proof. From the definition of RMSNorm, we have:

$$y = a \odot \frac{Wx}{\|Wx\|} + b \quad (15)$$

$$y_q = a \odot \frac{W_q x}{\|W_q x\|} + b \quad (16)$$

Set $z = \frac{Wx}{\|Wx\|}$ and $z_q = \frac{W_q x}{\|W_q x\|}$, then we can simplify cosine similarity as follows:

$$\begin{aligned} \mathbb{E}_{p(x)} \|y - y_q\|_2^2 &\leq \mathbb{E}_{p(x)} \|a \odot (z - z_q)\|_2^2 \\ &= \mathbb{E}_{p(x)} \|a\|_2^2 \cdot \|z - z_q\|_2^2 \\ &= \mathbb{E}_{p(x)} \|a\|_2^2 \cdot (\|z\|_2^2 + \|z_q\|_2^2 - 2\|z\|_2 \|z_q\|_2 \cos(y, y_q)) \\ &= \|a\|_2^2 \cdot (2 - \mathbb{E}_{p(x)} \cos(y, y_q)) = 0 \end{aligned} \quad (17)$$

Thus, we have $\mathbb{E}_{p(x)} \{(y - y^q)(y - y^q)^T\}_{ij} \leq \mathbb{E}_{p(x)} \|y - y_q\|_2^2 = 0$. Then, from the definition of mutual information,

$$\begin{aligned} I(y, y_q) &= H(y) - H(y|y_q) \\ &= H(y) - H(y - y_q|y_q) \\ &\geq H(y) - H(y - y_q) \\ &\geq H(y) - \frac{1}{2} \log(2\pi e)^n \det(\mathbb{E}_{p(x)} (y - y^q)(y - y^q)^T) \\ &= H(y) \end{aligned} \quad (18)$$

The first inequality arises from the condition entropy $H(X|Y) \leq H(X)$, while the second inequality stems from Theorem 2. \square

Theorem 2. *Let the random vector $x \in \mathbb{R}^n$ have zero mean and covariance $K = \mathbb{E}[xx^T]$ (i.e., $K_{ij} = \mathbb{E}[X_i X_j]$, $1 \leq i, j \leq n$). Then $h(x) \leq \frac{1}{2} \log(2\pi e)n|\mathbf{K}|$, with equality iff $x \sim \mathcal{N}(0, \mathbf{K})$.*

Proof. The proof of this theorem can be found in information theory textbooks [32]. □

A.3 Limitation

Although TernaryLLM enhances parameter compression ratios and facilitates LLM inference through floating-point additions instead of multiplications, maximizing acceleration in LLM inference via ternarization requires greater hardware support. Previous research has succeeded in hardware accelerator for ternarized convolution networks [33, 34]. We hope this paper will attract more researchers to focus on customized hardware for ternarized LLMs.