

DLENS: Testing Deep Learning Libraries via LLM-aided Synthesis

Meiziniu Li, Dongze Li, Jianmeng Liu, Jialun Cao, Yongqiang Tian, Shing-Chi Cheung
The Hong Kong University of Science and Technology, Hong Kong, China

mlick@cse.ust.hk, dlibk@connect.ust.hk, jliudq@connect.ust.hk, jcaoap@cse.ust.hk, yqtian@ust.hk, scc@cse.ust.hk

Abstract—Testing is a major approach to ensuring the quality of deep learning (DL) libraries. Existing testing techniques commonly adopt differential testing to relieve the need for test oracle construction. However, these techniques are limited in finding implementations that offer the same functionality and generating diverse test inputs for differential testing. This paper introduces DLENS, a novel differential testing technique for DL library testing. Our insight is that APIs in different DL libraries are commonly designed to accomplish various computations for the same set of published DL algorithms. Although the mapping of these APIs is not often one-to-one, we observe that their computations can be mutually simulated after proper composition and adaptation. The use of these simulation counterparts facilitates differential testing for the detection of functional DL library bugs. Leveraging the insight, we propose DLENS as a novel mechanism that utilizes a large language model (LLM) to synthesize valid counterparts of DL library APIs. To generate diverse test inputs, DLENS incorporates a static analysis method aided by LLMs to extract path constraints from all execution paths in each API and its counterpart’s implementations. These path constraints are then used to guide the generation of diverse test inputs. We evaluate DLENS on two popular DL libraries, TensorFlow and PyTorch. Our evaluation shows that DLENS can synthesize counterparts for more than twice as many APIs found by state-of-the-art techniques on these libraries. Moreover, DLENS can extract 26.7% more constraints and detect 2.5 times as many bugs as state-of-the-art techniques. DLENS has successfully found 56 bugs in recent TensorFlow and PyTorch libraries. Among them, 41 are previously unknown, 39 of which have been confirmed by developers after reporting, and 19 of those confirmed bugs have been fixed by developers.

I. INTRODUCTION

Deep learning (DL) has been increasingly adopted for mission-critical applications such as authentication [1], [2], medical treatment [3], and autonomous driving [4], [5], [6]. Current DL applications are mostly developed on top of popular DL libraries such as PyTorch [7] and TensorFlow [8]. However, the presence of functional incorrectness, commonly referred to as functional bugs, in DL libraries poses a significant threat to the reliability of these applications [9], [10], [11]. More than 30% of bugs reported to PyTorch developers are categorized as functional bugs [12]. Hence, functional bug detection is critical to assuring the quality of DL libraries.

A functional bug occurs when the library API’s behavior deviates from its specified requirements [13]. Currently, differential testing is commonly adopted [14], [15], [16], [17], [18] to detect these functional bugs (e.g., the incorrect computation results or intermediate states [12]). A general workflow of existing differential testing techniques for DL libraries is to

(1) collect the different implementations that offer the same functionality in/across DL libraries, and (2) apply test inputs to detect output inconsistency. However, existing works are limited in both steps, which may hinder their effectiveness in bug detection.

(1) Ineffectiveness in finding counterparts for differential testing. Two paradigms are proposed to find counterparts of DL library APIs for differential testing. The first one [14], [15], [16], [17], [18] takes advantage of model conversion libraries (e.g., TF2ONNX [19]), which support the conversion of DL models between libraries. However, the effectiveness of this line of research is limited by the insufficient API coverage of conversion libraries. Take TF2ONNX [19] as an example, it only supports the conversion of 8% (279/3,316) TensorFlow APIs [18], leaving 90%+ of TensorFlow APIs uncovered. Another paradigm takes advantage of different computational modes, such as *backends* [20], [21], [22] (e.g., CPU and GPU), *execution modes* [23] (e.g., different gradient calculation modes), and similar APIs [24] (e.g., `tf.argmax` and `tf.math.argmax`) in one library. Similar APIs or executions of an API under these different computational modes could also serve as counterparts of each other. However, these counterparts often have nearly identical implementations, limiting their effectiveness for differential testing. Listing 1 shows a real functional bug that cannot be triggered by either of the existing paradigms, since none of the conversion libraries support the API (`tf.math.is_non_decreasing`), and the concerned computational modes deliver consistent outputs [25].

```
Bug Triggering Input:  
x = tf.constant([10,9], dtype='uint32')  
Buggy API:  
tf.math.is_non_decreasing  
Actual Result (Expected Result):  
True (False)  
Developer’s Fix:  
- diff = _get_diff_for_monotonic_comparison(x)  
- zero = ops.convert_to_tensor(0, dtype=diff.dtype)  
- return math_ops.reduce_all(math_ops.less_equal(zero,  
→ diff))  
+ diff = _get_results_for_monotonic_comparison(x,  
→ greater_equal)  
+ return math_ops.reduce_all(diff)
```

Listing 1: A real bug detected by our tool that leads to incorrect computation result.

(2) Ineffectiveness in generating diverse test inputs. Another

major cause is the ineffectiveness of generating test inputs that induce inconsistent outputs across different implementations. Existing DL library testing approaches commonly generate test inputs towards covering more APIs/statements/branches [21], [17], [26]. However, generating test inputs to trigger bugs inside these buggy APIs/statements/branches may be more complicated. Take Listing 2 as an example, the buggy line (line 6) leads to an integer overflow [27]. The bug can only be triggered when satisfying the following two conditions: (1) $(\text{delta} > 0 \ \&\& \ \text{start} > \text{limit}) \ || \ \text{delta} < 0 \ \&\& \ \text{start} < \text{limit}$, and (2) limit is a large negative integer $\&\& \ \text{start}$ is a large positive integer. Indeed, coverage-guided approaches could generate inputs that satisfy condition (1), yet fail to explore different values of start and limit to meet condition 2. In other words, these approaches are ineffective in exploring inconsistency-inducing test inputs along the execution paths that contain faulty statements.

Buggy Code

```

...
1: if (delta > 0) {
2:   // Error if start <= limit
3: } else {
4:   // Error if start >= limit
5: }
...
6: Eigen::numext::ceil(Eigen::numext::abs((limit - start)
  ↪ / delta)); // Buggy Line
Our Proposed Fix Confirmed By a Developer
6: Eigen::numext::ceil(Eigen::numext::abs(limit / delta -
  ↪ start / delta));

```

Listing 2: A real bug detected by DLENS. It requires a specific value to trigger.

Solution. In this paper, we propose DLENS, a novel differential testing technique for DL library API testing. DLENS can 1) effectively find counterparts for DL library APIs, and 2) generate diverse inputs to explore execution paths extracted from implementations of DL library APIs and their counterparts. We observe that APIs are commonly designed to accomplish various computations for the same set of published DL algorithms. Although the mapping of these APIs is not often one-to-one, we observe that their computations can be simulated mutually after proper composition and adaptation. Based on this insight, DLENS synthesizes for each DL library API a function, referred to as the API’s counterpart, by leveraging a large language model (LLM). The counterpart simulates the API’s computation by composing and adapting various APIs from a different library. To generate diverse inputs, DLENS incorporates a novel static analysis method to extract path constraints for each execution path in the implementations of the API and its counterpart. Our static analysis method leverages an LLM to extract solvable path constraints from execution paths that involve external functions with unknown behaviors to existing solvers. Finally, DLENS applies a test input generation method based on the path constraints extracted from the implementation of both the concerned API and its counterpart, differential testing is

further applied by checking output inconsistency between the API and its counterpart for bug detection. Taking the bug in Listing 1 as an example, the buggy API is designed to check if a given tensor is following the non-decreasing order (i.e., for tensor $[x[0], \dots, x[i] \leq x[i+1]]$), which is a commonly DL functionality [28]. DLENS detected this bug by synthesizing its counterpart, which is a function built on top of PyTorch APIs (see Listing 3), and generating a diverse test input that can expose this bug.

TensorFlow API

```

tf.math.is_non_decreasing(x)
Function Using PyTorch’s APIs
def pytorch_call(x):
    return torch.all(torch.eq(x, torch.sort(x)[0]))

```

Listing 3: A function using PyTorch’s APIs can implement the specified computation of `tf.math.is_non_decreasing`.

We evaluate the effectiveness of DLENS on two popular DL libraries: TensorFlow [8] and PyTorch [7]. We compare DLENS against existing DL library testing techniques on the effectiveness of counterpart synthesis, path constraint extraction, code coverage, and bug detection. The evaluation results show that DLENS’s counterpart synthesis method can double the number of API counterparts (e.g., 739 v.s. 304 for TensorFlow APIs) collected by the existing work [18] that relies on developer-constructed rules. On average, DLENS can extract 21.5 and 41.87 path constraints for each TensorFlow API and PyTorch API, respectively. Our experiment on 200 sampled APIs shows that DLENS can cover at least 3.2% branches and detect at least 2.5 times as many bugs as the state-of-the-art techniques. In total, DLENS detected 56 bugs inside TensorFlow and PyTorch, including 15 bugs already fixed or confirmed by developers and 41 new bugs. So far, 39 of our reported new bugs have been confirmed by developers, including 19 fixed and 2 reported bugs pending confirmation.

This work makes the following contributions:

- We propose DLENS, a novel DL library testing tool that can effectively synthesize API counterparts and extract path constraints for diverse test input generation.
- DLENS presents a new approach to counterpart synthesis using LLMs, alleviating the test oracle problems for the testing of DL library APIs.
- This paper proposes a novel path constraint extraction method that incorporates static analysis with LLMs to effectively extract path constraints inside DL libraries.
- We applied DLENS to two popular DL libraries, TensorFlow and PyTorch. DLENS successfully detected 56 bugs. Most (41) are new bugs, and 39 of them have been confirmed by developers after being reported. So far, 19 of our reported new bugs have been fixed by developers.

II. MOTIVATION AND RELATED WORKS

A. DL Library Testing

Existing testing approaches for DL libraries focus on either the model level or API level. The former [14], [29], [15], [26],

[16], [17] takes various DL models as test inputs and tries to exercise specific modules (e.g., model construction, model training, and inference) in DL libraries. However, a recent study has revealed that these model-level testing approaches are ineffective in test adequacy [20]. One potential explanation is that these approaches can operate on and manipulate only layer APIs within DL libraries, leaving the majority of library APIs unexplored. Particularly, these model-level testing approaches can cover at most 2.4% of the total deep learning library APIs, as reported by previous studies [20], [21].

API-level testing, which improves the coverage of DL library APIs by directly executing them, provides an alternative approach to testing DL libraries. Several approaches [20], [30], [31] have been introduced to generate input arguments (i.e., test inputs) to test these APIs. These approaches employ various strategies, including collecting input arguments from open source projects [20], extracting constraints from documentation [30], and utilizing API’s input validation code [31]. More recently, TitanFuzz [21] and FuzzGPT [32] leverage large language models (LLMs) like ChatGPT for generating input arguments for DL library APIs. These approaches demonstrate the feasibility of providing examples and instructions to LLMs, allowing them to generate input arguments.

B. Functional Bug Detection In DL Libraries

Existing approaches, as mentioned in Section II-A, mostly adopt differential testing to check output consistency across implementations offering the same functionality to detect functional bugs in DL libraries. There are two widely used paradigms to find implementations offering the same functionality. The first paradigm [14], [18] leverages model conversion tools such as TF2ONNX [19] to compare outputs across *multiple* DL libraries. For instance, given a DL library API, TensorScope [18], parsed the conversion rules in TF2ONNX [19] to extract the counterpart of this API, which is implemented in another DL library. However, existing model conversion tools can only support counterparts for a limited number of DL library APIs. For example, TF2ONNX [19] only supports counterparts for only 279 out of 3,316 TensorFlow APIs. Since the counterparts of many DL library APIs cannot be found in existing model conversion tools, functional bugs inside these DL library APIs may be missed (e.g., the bug in Listing 1)

The second paradigm applies differential testing by comparing computation results of implementations within a *single* DL libraries. For instance, several works [20], [23], [22], [21], [32] detect functional bugs via checking if an API can have consistent outputs under different computation modes, such as backends (e.g., CPU and GPU), precision (e.g., float32, float16), and execution modes (e.g., different gradient calculation modes). Nevertheless, these implementations may yield identical computation results, making checking result inconsistency for bug detection ineffective. DeepRel [24] mined multiple groups of similar APIs within the same DL libraries based on API signature and document similarity. As for the similar APIs found by DeepRel, existing work [18] reveals that many of these APIs serve as callers, callees, or aliases of

other APIs within the same group. For instance, `tf.argmax` and `tf.math.argmax` found by DeepRel are indeed aliases, suggesting that they are likely to have the same outputs. Indeed, when applying these differential testing strategies on one of our detected bugs (i.e., List 1), we find that the buggy API has consistent output under different computation modes. Besides, this buggy API’s similar APIs detected by DeepRel produced identical output as the buggy API’s. Thus these approaches fail to detect this bug.

C. Constraint Extraction for DL Library Testing

Some approaches have proposed constraint extraction strategies [30], [31], [18] to guide valid/invalid input generation. DocTer [30] collected constraints from DL library documentation and generated inputs that follow these constraints (denoted as valid inputs) and inputs violating these constraints. TensorScope [18] parsed the input validation check statements to generate valid inputs. However, both TensorScope and DocTer [30] do not provide constraints required by different execution paths inside the implementation of a DL library API.

ACETest [31] proposed a static analysis tool that extracted path constraints from the validation code inside DL library APIs, so input following these path constraints can pass the validation code to reach the core logic inside these APIs. However, due to the large size of DL libraries, ACETest [31] could not perform static analysis on the entire code base, leaving some extracted path constraints incomplete. Indeed, we observe that many path constraints extracted from the source code of DL library APIs contain functions from external libraries (e.g., Eigen) or external functions. Path constraints containing these external functions may not be solved properly since their behaviors are unknown to existing solvers, and their source code are not considered by ACETest in static analysis.

III. METHODOLOGY

Figure 1 shows the workflow of DLLENS, which consists of three steps, i.e., (1) *Counterpart Synthesis*, (2) *Path Constraint Extraction*, and (3) *Test Input Generation and Bug Detection*. For each DL library API under test f , DLLENS first employs the LLM with dynamic validation to synthesize a function f' that simulates the intended computation of the API by making use of other library APIs. The function f' is referred to as a counterpart of f . Second, DLLENS extracts the path constraints from the implementations of f and f' . Finally, DLLENS generates the input arguments for f and f' following the extracted path constraints and applies differential testing to check the output consistency between f and f' on these input arguments for bug detection.

A. Counterpart Synthesis

Criterion of counterparts. A counterpart of an API f is a function f' built on top of other DL library APIs simulating the intended computation of f .¹ In practice, it is non-trivial

¹We are interested in only those counterparts that have a different implementation from f , since counterparts such as aliases with the same implementation as f are not useful for bug detection using differential testing.

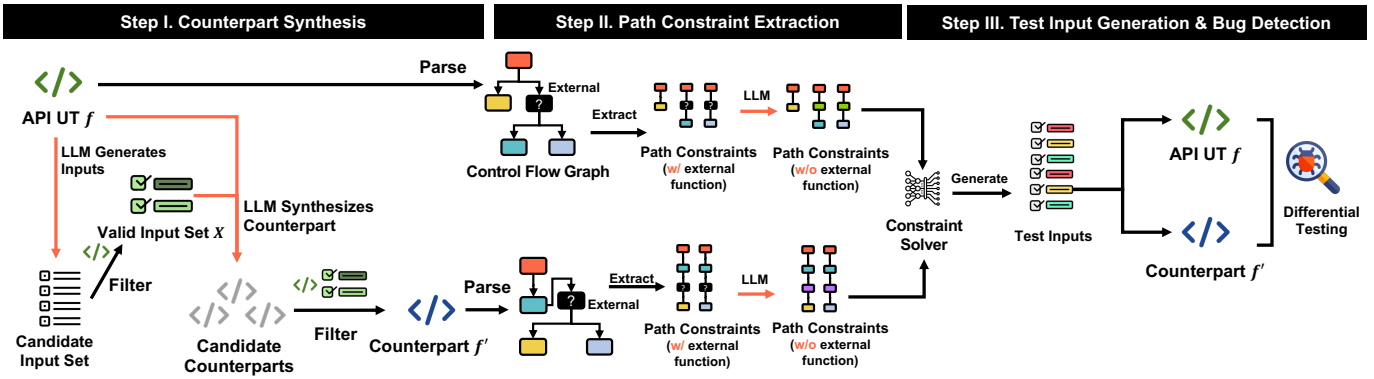


Fig. 1: Workflow of DLLENS with three steps: counterpart synthesis (Section III-A), path constraint extraction (Section III-B), and input generation (Section III-C).

to find a counterpart of an API. For example, the state-of-the-art technique [18] can only find counterparts for a limited number of TensorFlow APIs (i.e., 304/3,316) relying on the rules specified by developers. In general, the chance that a counterpart of interest is coincidentally available as another library API is not high. Moreover, due to the large input space of f , it is hard to enumerate all input values for the output consistency check between the API f and f' .

To address the above challenges, DLLENS adopts a two-phase approach (as shown in Figure 1 Step I). For each library API under test f , DLLENS first leverages an LLM to generate a non-empty set of valid inputs X , for which f successfully performs computation and produces outputs. DLLENS then provides the LLM with the information of f and X to synthesize counterpart candidates. Our insight is that an API’s computation may be alternatively simulated by a function (e.g., the code snippet in Listing 3) composed using other DL library APIs. The set of valid inputs X will then be used to validate the synthesized counterpart candidates. Finally, we use Equation 1 to check if a counterpart candidate simulates the intended computation of API f .

$$\forall x \in X, |f(x) - f'(x)| \leq \epsilon \quad (1)$$

where ϵ is a small positive value (e.g., 0.1). In the following, let us visit the two phases in more detail.

1) *Valid Input Generation:* DLLENS adapts the direct prompting strategy proposed by TitanFuzz [21] and asks the LLM to generate valid inputs for each DL library API. More specifically, the prompt includes the target library (e.g., TensorFlow) and the API signature, it further describes the task of valid input generation using a step-by-step instruction (see Listing 4). However, such direct prompting may not generate valid inputs satisfying the input constraint required by the DL library API. For instance, the LLM (i.e., gpt-turbo-3.5) fails to generate input argument `image` that satisfies the required shape constraint of `tf.image.pad_to_bounding_box`, resulting in no valid inputs found for this API.

To improve the performance of direct prompting in generating valid API inputs, DLLENS dynamically executes each

generated input with the API and back prompts the LLM with the error message for repair. The intuition is that DL libraries commonly raise meaningful invalid argument error messages [18] when receiving an invalid input, which can provide useful repair guidance. Listing 4 exemplifies the input generation workflow. While the LLM initially generates an invalid input, it successfully generates a valid one after back prompting using the error message.

Since APIs across DL libraries are built to implement the different parts of the same set of published deep learning computations, the search space of APIs relevant to the computation intended by f is limited. So, a few valid inputs can effectively identify the appropriate choice of APIs for the counterpart synthesis. For a given API, DLLENS obtains multiple (i.e., three) inputs from the LLM and guides the LLM to repair the invalid ones. If no valid inputs can be obtained for an API, DLLENS skips the testing of this API because no counterpart can be reliably synthesized under equation 1.

```

Prompt:
Task 1: Import TensorFlow 2.10.0
Task 2: Generate valid parameter ...
Task 3: Call the function:
↳ tf.image.pad_to_bounding_box(image, ...)
LLM:
image=tf.constant([[1,2],[3,4]],dtype=tf.float32) (this
↳ input is invalid!)
Follow-up Prompt:
[Error Message]
'image' (shape(2,2)) must have 3 or 4 dimensions.
LLM: Here is the repaired input
image=tf.constant([[1,2],[3,4]],dtype=tf.float32) (the
↳ repaired input is valid.)

```

Listing 4: Example Prompt for Valid Input Generation.

2) *Counterpart Synthesis and Validation:* With the API under test f and the input set X , in this stage, DLLENS aims to synthesize a counterpart. One challenge in the counterpart synthesis lies in the alignment of the signatures and usage contexts between an API and the counterparts thus synthesized. For instance, the same functionality is provided by `tf.keras.metrics.mean_squared_error` and

torch.nn.MSELoss APIs, but they have different signatures and usage contexts. Specifically, the former supports direct function calls, whereas the latter requires an object construction before processing the input. As a result, they cannot accept the same input. To address this alignment problem, DLENS includes valid inputs into the prompt that guides the LLM to synthesize functions with the same signature and usage context as the given API, as shown in Listing 5.

Listing 5 illustrates the synthesis of a counterpart for API `tf.scatter_nd`. By providing valid inputs and the API’s signature, DLENS instructs the LLM to search for an equivalent function. DLENS explicitly asks the LLM to synthesize a function using the APIs from a different DL library (e.g., PyTorch). The rationale behind this is to prevent the LLM from searching for the given API’s caller, callee, or alias within the same DL library. If a synthesized function is invalid, i.e., unable to process valid inputs, DLENS feeds the error message to LLM for repair. Like the input generation workflow, DLENS synthesizes multiple counterpart candidates for a given API. A counterpart is successfully synthesized if it satisfies the output consistency criterion mentioned above.

```

Prompt:
Given these inputs, generate a function using PyTorch APIs
↪ that can perform the same functionality as the given
↪ TensorFlow API.
[Input Set]
indices = tf.constant([[0], [2]])...
[TensorFlow API]
tf.scatter_nd(indices,updates,shape,name=None)
[Function using PyTorch APIs]
def pytorch_call(indices,updates,shape):
LLM:
def pytorch_call(indices,updates,shape):
    ...
    tensor_shape=torch.Size(shape)
    output_tensor=torch.zeros(tensor_shape)
    output_tensor.scatter_(0,
↪ tensor_indices,tensor_updates) (this line is
↪ buggy!)
    return output_tensor
Follow-up Prompt:
[Error Message]
Index tensor must have the same number of dimentions
as self tensor...
LLM:
def pytorch_call(...):
    ...
    output_tensor.scatter_(dim=0,
↪ index=tensor_indices.squeeze(),
↪ src=tensor_updates) (the repaired line is correct)
    return output_tensor

```

Listing 5: Example Prompt for Counterpart Synthesis.

B. Path Constraint Extraction

For a DL library API and its counterpart synthesized in Sec III-A, DLENS extracts path constraints from the control flow graphs of their implementations. Specifically, DLENS extracts a path constraint for each execution path in the control flow graph. Each path constraint specifies the input conditions for the execution of the concerned path [33], where each input condition is a condition on input arguments of the DL library API and its counterpart. For each loop in the concerned path,

DLENS follows the existing work [31] to unroll the loop once and ignore the loop condition.

Essentially, each extracted path constraint is a conjunction of the input conditions extracted from the sanity check statements and the control flow statements (e.g., `if` statement) reached by the concerned execution path. Sanity check statements include built-in assertion statements and validation check function calls (e.g., the `TORCH_CHECK` function call) written by DL library developers. Following the existing work [31], DLENS considers two specific function calls, i.e., `OP_REQUIRES` in TensorFlow and `TORCH_CHECK` in PyTorch. In specific, for each validation check function call, DLENS targets its predicate expression, i.e., the second argument of the `OP_REQUIRES` and the first argument of the `TORCH_CHECK`. For each execution path, DLENS adds the `True` condition of the predicate expression in each reached validation check function call and the `True` or `False` condition assumed by each reached control flow statements to its path constraint.

The extracted path constraints from DL libraries usually involve operations of tensors, which are complex data structures not supported by SMT solvers such as Z3 [34]. DLENS adopts a constraint model (see Table I) proposed by existing study [31], which observed that most conditions for a tensor input argument only constrain specific properties (e.g., shape) while the value of the tensor is not constrained in most cases [31], [30]. Specifically, DLENS follows existing work to reduce a few tensor operations, which are unknown by existing SMT solvers. For instance, given a constraint “`len(<tensor>.shape) < 1 is True`” with an unknown operation `len()` that calculates the length of a tensor’s shape. Since the length of a tensor’s shape, by definition, is the number of dimensions (`ndims`) held by the tensor; therefore, DLENS will reduce it to “`<tensor>.ndims<1 is True`”.

TABLE I: Tensor Property Model

Property	Description	Variable Type
<code>ndims</code>	number of dimensions	integer
<code>shape</code>	number of elements in each dimension	list of integers
<code>dtype</code>	data type (e.g., <code>int32</code> , <code>float64</code>)	string
<code>num_element</code>	number of elements	integer

However, solving path constraints can be challenging. Due to the large size of DL libraries and their upstream libraries, it would be too expensive to perform the static analysis on the entire code base [31]. Therefore, DLENS follows existing work [31] to perform the static analysis on code within the same module. However, we notice that input conditions in path constraints usually involve functions written in external libraries (e.g., Eigen, a popular C++ library for linear algebra) or external modules (e.g., TensorUtils). These external functions complicate the solving of path constraints since their behaviors are unknown to existing solvers. Taking the implementation in Figure 2 as an example. The input condition extracted from the `If` statement (i.e., Stmt 4) includes an external function named `TensorShapeUtils::IsVector`; thus, it is invalid (i.e., contains external functions unknown to existing solvers). Consequently, path constraints, including this input

condition, cannot be solved. To handle external functions, existing works [31], [18] either simply skipped them (i.e., do not include invalid input conditions with these external functions into the path constraint) or manually modeled the behavior only on a very limited set of these functions. Both ways lead to incomplete path constraints, as is reported by the existing work [31].

DLENS leverages an LLM to handle this challenge. The insight is that LLMs have learned domain-specific knowledge of DL libraries and their upstream libraries. Given a control flow statement or sanity check statement consisting of external functions, LLMs are capable of “modeling” the behavior of these external functions and outputting a valid input condition solvable by existing solvers. A straightforward way is to simply provide the whole source code of an API and its counterpart to an LLM and let it extract valid input conditions. However, this is ineffective since the source code of each library API and its counterpart usually have complex control flow graphs, and we find that LLMs are ineffective in handling such complicated contexts [35], [36], [37].

Therefore, instead of giving the LLM the whole source code, DLENS handles each control flow statement and sanity check statement individually by only providing the execution trace from the input argument to this statement. Based on this execution trace, DLENS further asks the LLM to extract a valid input condition. Taking Figure 2 as an example, to extract the input condition of argument k from a `If` statement `mycode Stmt 2` which contains an external function `TensorShapeUtils::IsVector`, DLENS will first build the control flow graph and extract the execution trace from k to `Stmt 2`. Then DLENS constructs a prompt (see Listing 6) formatted based on the following three parts:

- 1) the execution trace from the input argument k to the concerned statement `Stmt 2`.
- 2) the argument type of input argument k .
- 3) the ‘property’ (see Table I) of ‘ k ’ if ‘ k ’ is a tensor.

Otherwise, this part will not be provided to LLMs.

As a result, DLENS successfully guides the LLM to extract the valid input condition (i.e., $k.ndims==1$) from `Stmt 2`. Specifically, DLENS constructs the execution trace from k to `Stmt 2` by including the `Stmt 1` since k ’s value is assigned to `diag_index`, then used in `Stmt 2`. DLENS further uses an SMT solver to check whether the returned input condition from the LLM is valid. For valid input conditions returned by LLM, DLENS will add them to the path constraint.

The detailed algorithm for path constraint extraction is shown in Algorithm 1. Given the set of input arguments and an execution path extracted from the implementation of a DL library API or its counterpart, DLENS traverses all the statements along this path and extracts conditions on input arguments from sanity check and control flow statements (lines 3-6). Note that the condition value of some statements may not be controlled by input arguments, e.g., a condition value may be controlled by some global variables. In this case, conditions from these statements will not be added to the path constraint of the execution path (lines 6-7) since changing the value

```

Prompt:
Analyze the following execution path, summarize the
NECESSARY constraint on the ‘properties’ of input
arguments ‘k’ to satisfy the condition at the end of
the path.
[Execution Path]
diag_index = k
condition: TensorShapeUtils::IsVector(diag_index.shape())
[Argument Type]
{'k': 'tensor'}
[‘property’ for ‘k’]
.ndims: int, number of dimensions of tensor
...
The constraint should only consider symbols ‘k’, ...
...
LLM:
len(k.shape) == 1

```

Listing 6: Example prompt of DLENS to extract input conditions from control flow statements with external functions.

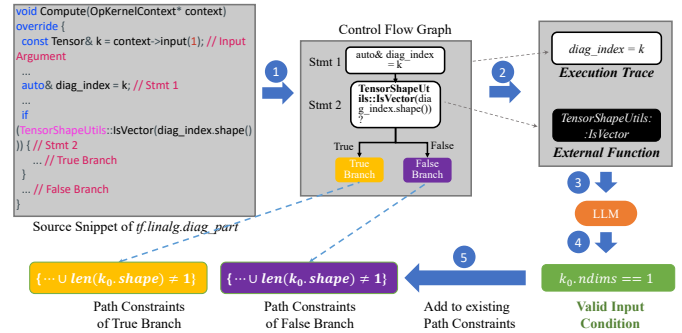


Fig. 2: A running example of DLENS that uses the LLM to extract valid input conditions from a control flow statement with external functions.

of input arguments will not influence these condition values. For the remaining statements, DLENS first reduces tensor operators (line 8) and checks if there are external functions whose source code is not considered during the static analysis (line 9). If any external function is found, DLENS formats the prompt based on the template of Listing 6 to let the LLM extract a valid input condition from the concerned statement (line 10). The input condition returned by the LLM will be added to the path constraint if it is solvable (i.e., it can be solved by an SMT solver) (lines 11-12). Otherwise, the input condition of the concerned statement will not be added to the path constraint. For each DL library API, DLENS applies Alg 1 to each execution path inside implementations of this API and its counterpart. Finally, the total path constraints of each API are formed by combining the path constraints extracted from its own and its counterpart’s implementations.

C. Test Input Generation and Bug Detection

For each API, DLENS uses its total path constraint set for test input generation. For each path constraint inside this total path constraint set, DLENS iteratively generates input arguments to fulfill such constraint. To avoid duplication during the iterative generation, when generating input arguments for each path constraint, we follow existing works to add an

Algorithm 1: Path Constraint Extraction

Input: p , the path whose constrain to be extracted;
Input: I , the input arguments of path p
Output: PC , the extracted path Constraint

```
1 def PathConstraintExtraction( $p, I$ ):
2    $PC \leftarrow \emptyset$  for  $stmt$  in  $p$  do
3     if  $stmt.type$  is SanityCheckStmt or ControlFlowStmt
4       then
5          $cond \leftarrow Extract(stmt)$ 
6          $related\_input \leftarrow ExtractInput(cond)$ 
7         if  $related\_input \cap I$  is  $\emptyset$  then
8           continue
9          $cond' \leftarrow Reduce(cond)$ 
10        if not External( $cond'$ ) then
11           $cond' \leftarrow LLM(cond')$ 
12        if Solvable( $cond'$ ) then
13           $PC \leftarrow PC \cup cond'$ 
14  return  $PC$ ;
```

additional input constraint, preventing the constraint solver from generating duplicate input tensors whose property values have been covered in the previous iteration, back to the path constraint. Besides the path constraint extracted in Sec.III-B, following existing techniques [18], DLLSENS also incorporates natural constraints and error-feedback constraints. The former refers to pre-defined constraints based on the input argument type (see Table II. For instance, we require the tensor’s data type to be a string among a list of options such as `float32` and `double`. The latter refers to the constraints extracted from error messages in previous iterations. For instance, the error message formatted in *Dimension out of range (expected to be in range of [#1, #2], but got #3)* indicates the ‘ndims’ of a tensor input argument should be within the range of [#1, #2] while the actual *ndims* of this tensor input argument is #3. For this error message, we use a regular expression to extract the #1, #2, and #3, and further check if there is a tensor input argument whose *ndims* is #3. If such an input argument is found, we add a constraint that requires its *ndims* to be within the range of [#1, #2] to the original path constraint.

Finally, a fuzzing driver is used to instantiate the concrete value of generated input tensors for testing. Inspired by existing work [38] demonstrating that special values (i.e., Inf and NaN) can expose output inconsistency in scientific libraries, we also randomly generate special values for input arguments.

Test Oracles. DLLSENS uses two test oracles to detect both crash bugs and functional bugs. Crash bugs refer to system crashes, including aborts, segmentation faults, floating point exception raised, and `INTERNAL_ASSERT_FAILED` [32], [18]. If DLLSENS finds any such issues in testing, DLLSENS labels them as crash bugs for manual investigation. For functional bugs, DLLSENS focuses on the inconsistency between a DL library API and its counterpart. In particular, DLLSENS captures two types of inconsistency: 1) inconsistent computation results, i.e., output inconsistency larger ϵ , where ϵ is a pre-defined threshold. 2) inconsistent execution status between the DL library API and its counterpart.

TABLE II: Natural Constraints Used by DLLSENS

Argument Type	Argument Properties	Value Space
Tensor	ndims	[0, 5]
	shape[i]	[0, 5]
	dtype	['uint(8-64)', 'float(16-64)', 'complex(64-128)', 'bool', 'string']
	num_element	[0, ∞]
Bool	value	{True, False}
Integer	value	[-100, 100]
Float	value	[-100, 100]
String	value	Any

IV. EVALUATION

We evaluated DLLSENS from three perspectives: effectiveness of counterpart synthesis, path constraint extraction, and bug detection. We studied four research questions (RQs):

- **RQ1: How effective is DLLSENS in finding counterparts compared with existing techniques?** We demonstrated DLLSENS’s effectiveness by comparing with existing techniques on the total number of APIs found with counterpart.
- **RQ2: How effective is DLLSENS in path constraint extraction?** We measured the number of solvable path constraints extracted by DLLSENS.
- **RQ3: Can DLLSENS detect real bugs?** We presented DLLSENS’s bug-revealing capability to demonstrate its usefulness. We evaluated DLLSENS on two popular DL libraries: TensorFlow and PyTorch.
- **RQ4: Are DLLSENS more effective than existing works?** We compared DLLSENS with existing techniques in terms of the branch coverage and the number of bugs detected on 200 randomly sampled DL library APIs.

A. Implementations and Experiment Setup

Implementations We used `gpt-turbo-3.5` for counterpart synthesis and path constraint extraction. We set the temperature to 1, the default value specified by the documentation [39]. For path constraint extraction, we used the Python standard AST package [40] and `tree-sitter` [41] to parse an implementation into an AST tree. We further used `z3py` [34] to solve the extracted path constraint. For the natural constraint used by test input generation, we manually crafted the valid input space based on the argument type (see Table II). The experiments were conducted using a 32-core server with a 3090Ti GPU.

DL libraries under test. We evaluated DLLSENS on PyTorch (v2.1.0) [7] and TensorFlow (v2.10.0) [8]. To collect API under test, we do not include the DL library API in our experiment if 1) it has an incomplete signature; 2) it belongs to special packages (e.g., `torch.utils` and `tf.raw_ops.Experimental`). In total, we collected 1,864 TensorFlow APIs and 1,184 PyTorch APIs, which take up 56% and 74.3% of the total APIs collected by existing works [21], [32].

API source code collection. To collect the source code of DL library APIs, we used PyCG [42] and Joern [43]/`tree-sitter` [41] to construct call graphs for Python and C++, respectively. Note that TensorFlow and PyTorch have their front-end APIs implemented in Python, and their core logic functions are in

C++. To establish the call relationship between the Python and C++ code, we observed that TensorFlow employs the Python interface `_execute.execute` to access C++ operators, while PyTorch utilizes `native_functions.yaml` to link the Python API with its C++ implementations. Leveraging these characteristics, we developed a program analysis tool to bind function calls between Python and C++.

Starting from the entry point of each API, we conducted a breadth-first search in the constructed call graph, collecting the source code of all functions within a depth of five levels.

Baselines. Overall, we compared DLLENS with four existing techniques, TitanFuzz [21], TensorScope [18], FreeFuzz [20], and DocTer [30]. Since neither executables nor source codes of ACETest [31], and FuzzGPT [32] are available, we did not include them in evaluation.² For RQ1 (evaluation of counterpart synthesis), we compared DLLENS with TensorScope [18], which is the state-of-the-art work that can find counterparts across DL libraries for DL library APIs. In RQ2 (evaluation of path constraint extraction), we compared DLLENS with DocTer [30], which mines input constraints from DL library API documentation. In RQ4 (evaluation on code coverage and bug detection), we compared DLLENS with two state-of-the-art DL library testing techniques: FreeFuzz [20] and TitanFuzz [21] on a randomly sampled API set.

Functional Bug Detection. For output inconsistencies checking between the DL library API and its’ counterpart, we set the absolute threshold ϵ to 0.1. For execution status inconsistency, we first removed clear syntax errors (e.g., `SyntaxError`) and invalid argument messages such as `TypeError` and `RuntimeError`. For the remaining status inconsistencies, we manually checked the documentation of related DL library APIs to determine whether it was a real bug.

B. RQ1: Effectiveness of Counterpart Synthesis

We compared DLLENS with TensorScope [18], the state-of-the-art techniques finding counterparts across different DL libraries. We evaluated both tools on the *API counterpart coverage*, i.e., the number of TensorFlow and PyTorch APIs that these tools could find counterparts for. To be more specific, we only evaluated whether a valid DL library API’s counterpart is available while did not consider the number of different counterparts found for one single API. Therefore, if a DL library API has multiple counterparts, we consider all of them as one when evaluating the *API counterpart coverage*.

For TensorScope, we followed its methodology and collected counterparts of TensorFlow APIs and PyTorch APIs via parsing the developer-constructed rules in model conversion libraries. Since these rules are manually written by library developers, we consider all counterparts extracted by TensorScope to be valid (i.e., satisfies the Equation 1). For DLLENS, we applied it on each DL library API to synthesize this API’s valid counterpart that satisfies Equation 1 based on a non-empty valid input set (with at most three valid

²Although the source code of TensorScope is available, we tried our best but failed to execute their input generation and constraint extraction modules, thus we do not include TensorScope in RQ2 and RQ4.

TABLE III: The Number of Counterparts Found by DLLENS

Library Name	Round 1	Round 2	Round 3	Round 4	Round 5	Total
TensorFlow	619	53	30	20	17	739
PyTorch	624	61	30	15	12	742

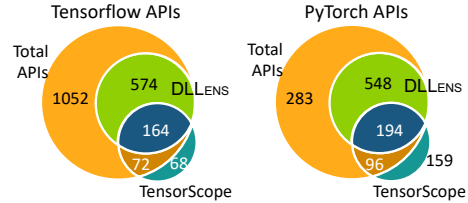


Fig. 3: Comparison on API Counterpart Coverage

inputs). Due to the random nature of the LLM, the synthesized counterpart from the LLM may not always be valid. To make better use of the LLM, we applied our counterpart synthesis workflow for five rounds. In each round, we asked the LLM to synthesize counterparts for APIs whose valid counterparts had not been correctly synthesized in previous rounds. Table III shows the number of valid API counterparts synthesized by DLLENS for in each round. We noticed that most counterparts could be found in the first round, and the following rounds could also find a non-negligible number of API counterparts.

Figure 3 shows the comparison between DLLENS and TensorScope on the API counterpart coverage. A higher API counterpart coverage indicates the tool can facilitate differential testing to detect functional bugs for more APIs. Overall, DLLENS can synthesize valid counterparts for 1,481 APIs, including 739 from TensorFlow and 742 from PyTorch, which stand for 41.47% and 62.67% of the total APIs evaluated, respectively. Compared with TensorScope, DLLENS can collect 143.1% (739 v.s. 304) more valid counterparts for TensorFlow APIs and 65.3% (742 v.s. 449) more for PyTorch APIs. We also noticed that TensorScope found 68 and 159 counterparts for TensorFlow and PyTorch APIs beyond our recorded APIs. This is because some APIs recorded in developers’ conversion rules are related to special packages such as `torch.utils` or special usages such as `torch.float64` for representing the data type. These APIs are not targeted by DLLENS since we try to focus on APIs developed for DL algorithms, which may be commonly used by DL library users.

C. RQ2: Effectiveness of Path Constraint Extraction

To measure the effectiveness of DLLENS in path constraint extraction, we first evaluated the number of path constraints that can be extracted by DLLENS. Specifically, we applied DLLENS to extract path constraints for all APIs (i.e., 739 TensorFlow APIs and 742 PyTorch APIs) collected in RQ1. For each API, its path constraints are formed by combining the path constraints extracted from both its own implementation and the implementation of its counterpart. Table IV demonstrates the performance of DLLENS’s path constraint (i.e., P.C.) extraction capability by showing the number of path constraints extracted per API. On average, DLLENS extracts

21.50 path constraints for each TensorFlow API and 41.87 for each PyTorch API. Each path constraint in TensorFlow and PyTorch contains 3.35 and 3.84 input conditions, respectively. We also noticed that incorporating our LLM-aided static analysis method led to a significant increase in the extraction of path constraints compared to our static analysis method that doesn’t use the LLM (referred to as ‘DLENS w/o LLM’).

TABLE IV: Performance on Path Constraint (P.C.) Extraction

Tool	# P.C./API	# Cons./P.C.
DLENS (TensorFlow)	21.50±58.76	3.35±2.53
DLENS w/o LLM (TensorFlow)	2.12±5.53	1.83±1.04
DLENS (PyTorch)	41.87±91.54	3.84±3.02
DLENS w/o LLM (PyTorch)	3.15±6.52	1.95±1.10

Comparison with DocTer. We further compared DLENS with DocTer [30] in terms of the constraint extraction capability. Although DocTer utilizes documents to extract API constraints and does not extract path constraints, we employed another metric (i.e., property constraints) utilized by existing works [30], [18] including DocTer, to evaluate the constraint extraction performance. Property constraint refers to the total number of input properties considered by extracted constraints. For each API input argument, we followed existing work and considered all valid options for one property as one property constraint [30]. Among all APIs for which DLENS synthesized counterparts in RQ1, we found that DocTer could extract constraints for 271 TensorFlow APIs and 160 PyTorch APIs. For a fair comparison, we further compared the property constraint extraction performance with DocTer on these APIs.

TABLE V: Comparison on Property Constraint Extraction

Tool	TensorFlow	PyTorch
DLENS	6.21±4.11	6.64±4.25
DocTer	4.24±3.38	5.24±4.21

Table V shows the average number of property constraints extracted for each API. DLENS extracts more property constraints than DocTer, i.e., 6.21 v.s. 4.24 for TensorFlow and 6.64 v.s., 5.24 for PyTorch. We further analyzed the constraint extraction performance for each property, as depicted in Figure 4. Our findings indicate that DLENS outperforms DocTer in extracting constraints related to shape, value, and structure (‘STR.’ in Figure 4), while it extracts less data type constraints (‘DType’ in Figure 4) compared to DocTer.

Taking TensorFlow APIs as an example, on average, DLENS is more effective in extracting shape (2.03 vs. 0.82), value (0.53 vs. 0.14), and structure (2.37 vs. 1.66) constraints per API. As for data type constraints, averagely DLENS extracts 1.28 constraints per API, whereas DocTer extracts 1.82 per API. This difference could be due to the common practice of documenting constraints related to data types, making DocTer more effective in this aspect. In contrast, constraints on shape, value, and structure are less frequently documented, limiting DocTer’s performance in these properties.

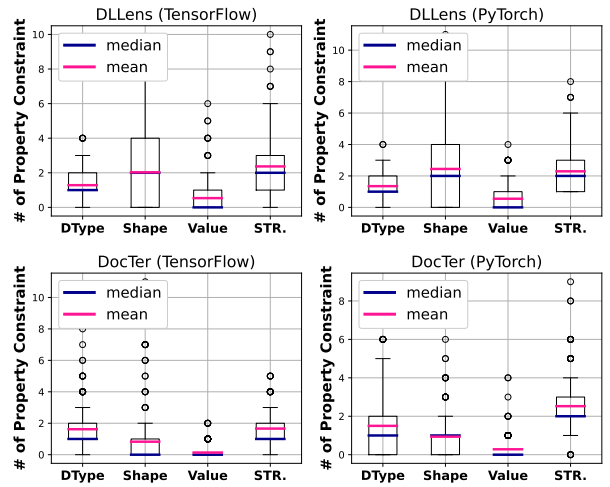


Fig. 4: Comparison on the Number of Constraints Extracted for Each Property

D. RQ3: Effectiveness of Bug Detection

We use DLENS to detect bugs in TensorFlow v2.10 and PyTorch v2.1. In total, DLENS detected 56 bugs in TensorFlow and PyTorch, including 15 bugs already fixed or confirmed by developers and 41 new ones. After we reported those newly detected bugs, developers confirmed 39, including 19 fixed. The remaining 2 bugs are pending confirmation.

Table VI demonstrates the newly detected bugs in TensorFlow and PyTorch, categorized by their bug symptoms. The predominant type of bug detected by DLENS is the incorrect result bug (‘Incorrect’ in Table VI), constituting 43.9% (18 out of 41) of the total reported bugs. Among these, 16 were confirmed by developers, and 9 have been successfully addressed with fixes. An example is Listing 1, which is caused by an internal overflow during the computation, resulting in an incorrect output of API `tf.math.is_non_decreasing`. Detection of these incorrect result bugs requires the test oracle, which can be effectively addressed by our synthesized counterparts. Following the ‘Incorrect’ bugs, the second most prevalent category is the bug that API incorrectly rejected valid inputs (‘Inc.Rej.’ in Table VI), accounting for 12 out of the total 41 reported bugs. These bugs were also detected when execution inconsistency occurs between a DL library API and its counterpart, which also demonstrates the usefulness of synthesized counterparts. We notice that DLENS has also detected many crash bugs (‘Crash’ in Table VI), which take up to 10 out of 41. Although a counterpart is not required to detect these bugs, we found that path constraints extracted by DLENS could guide generating test inputs triggering these bugs. Taking the bug in Listing 7 as an example, reaching the buggy code requires passing two sanity checks which assert the `ndims` of input argument `indices` and `updates` to be no less than 1 [44]. Extracting path constraints, including these two sanity checks, can guide generating input reaching the buggy code, increasing the probability of triggering this bug.

Bug Triggering Input:

```
indices = tf.constant([[1]])
updates = tf.constant([16]) ...
```

Buggy API:

```
tf.tensor_scatter_nd_update
```

Buggy Code:

```
for (int i = 0; i < outer_dims; ++i) { ...
```

Two Validation Checks Before Reaching The Buggy Code:

```
OP_REQUIRES(..., indices.shape().dims() >= 1, ...);
OP_REQUIRES(..., updates.shape().dims() >= 1, ...);
```

Listing 7: A Crash Bug and Two Sanity Checks before Reaching the Buggy Line

TABLE VI: Effectiveness of Bug Detection

Library Name	Inc. Rej.	Incorrect	Imp.Err.Msg	Crash	Subtotal
TensorFlow	11 (4/9)	15 (8/15)	1 (1/1)	3 (1/3)	30 (14/28)
PyTorch	1 (0/1)	3 (1/3)	0 (0/0)	7 (4/7)	11 (5/11)

¹Numbers of confirmed and fixed bugs are parenthesized. The number of confirmed bugs is the denominator in parentheses; the number of fixed bug is the numerator in parentheses.

E. RQ4: Comparison On Bug Detection and Code Coverage

We compared DLLENS with two state-of-the-art DL library testing techniques: FreeFuzz [20] and TitanFuzz [21]. Since neither executables nor source codes of FuzzGPT [32], ACETest [31], and TensorScope [18] are available, we did not include them as baselines.³ Specifically, we randomly sampled 100 TensorFlow APIs and 100 PyTorch APIs from the total 739 TensorFlow APIs and 742 PyTorch APIs collected in RQ1. For each sampled API, we used each testing technique to generate 300 test inputs for testing. We considered the branch coverages of these APIs and the bug detection performances as metrics to evaluate their overall performance. Pycov [45] and lcov [46] are used to collect branch coverages for Python and C++ code, respectively. When measuring the code coverage, we excluded additional coverages added by APIs that are not under test for a fair comparison. In bug detection, we manually analyzed reported bugs to filter out false positives.

Table VII shows the branch coverage and bug detection results. In specific, DLLENS outperforms the state-of-the-art (i.e., TitanFuzz) by covering 3.3% more branches (7,896 v.s. 7,647) in TensorFlow and 13.8% more (6,433 v.s. 5,652) in PyTorch. We also notice that DLLENS can detect more bugs, i.e., DLLENS can detect at least 2.5 times as many bugs as baselines. Moreover, we found that most (9 out of 10) bugs detected by DLLENS are either incorrect result bugs or incorrectly rejected bugs; detecting these bugs demonstrated the usefulness of counterpart synthesized by DLLENS.

V. DISCUSSIONS

False Positives of Bug Detection. We summarized two types of false positives: First, some false positives are introduced by invalid counterparts synthesized by DLLENS. This is because we only use a non-empty valid input set with at most three

³Although the source code of TensorScope is available, we tried our best but failed to execute their tool.

TABLE VII: Code Coverage and Bug Detection

Baseline	TensorFlow		PyTorch		Total Bugs
	Branch	Bug	Branch	Bug	
DLLENS	7,896	7	6,433	3	10
TitanFuzz	7,647	2	5,652	1	3
FreeFuzz	6,822	4	5,382	0	4

valid inputs to validate the synthesized counterpart and such a limited size of valid input may introduce some false positives, i.e., some synthesized counterparts passing the validation process may only be valid under specific input conditions (e.g., some counterparts are valid when the input is a vector while invalid when input is a matrix). As a result, the output inconsistencies *w.r.t* these inputs between APIs under test and their counterparts may be false positives. To understand the influence of these false positives, we manually analyze all inconsistencies reported by DLLENS in RQ4, which includes 200 APIs and their counterparts. According to our analysis, only 27 false positives inconsistencies reported by DLLENS were caused by invalid counterparts, which cost ~1.5 hours to filter out. Considering the effectiveness of DLLENS in detecting real bugs, we believe such overhead introduced by these invalid counterparts is affordable.

Another type of false positive is introduced by inconsistent behavior between libraries when handling special values such as NaN [47]. Since inconsistencies caused by these special values are not many (e.g., less than 10 in RQ4), we manually check the documentation of the API under test with all APIs in its counterpart and filter out false positives.

Threat to Validity. In RQ2 and RQ4, we compared DLLENS with state-of-the-art techniques on all DL library APIs that DLLENS could identify counterparts for. It should be noted that these APIs constitute only a subset of the total DL library APIs, potentially limiting the comprehensiveness of our performance evaluation. To address this potential limitation, we conducted a measurement of the number of APIs considered in RQ2 and RQ4, which accounted for nearly half of the total DL library APIs. Based on this analysis, we make the assumption that the APIs covered in our study adequately represent the performance of DL library testing techniques.

VI. CONCLUSION

In this paper, we propose a novel technique named DLLENS to test DL libraries DLLENS facilitates differential testing by using a novel counterpart synthesis method and generates diverse test inputs to explore execution paths via an effective path constraint extraction method. DLLENS can synthesize counterparts for 41.47% TensorFlow APIs and 62.67% PyTorch APIs, which double the result of the state-of-the-art approaches. Benefiting from the synthesized counterparts and effective path constraint extraction, DLLENS can outperform state-of-the-art approaches in terms of constraint extraction, bug detection, and branch coverage. In total, DLLENS detects 56 including 41 new bugs. So far, 39 of these new bugs have been confirmed and 19 of them are fixed by developers.

REFERENCES

- [1] R. Das, A. Gadre, S. Zhang, S. Kumar, and J. M. F. Moura, "A deep learning approach to iot authentication," in *2018 IEEE International Conference on Communications (ICC)*. Kansas City, MO, USA: IEEE, 2018, pp. 1–6.
- [2] A. Ferdowsi and W. Saad, "Deep learning for signal authentication and security in massive internet-of-things systems," *IEEE Transactions on Communications*, vol. 67, pp. 1371–1387, 2019.
- [3] G. Litjens, T. Kooi, B. E. Bejnordi, A. A. A. Setio, F. Ciompi, M. Ghahfoorian, J. A. Van Der Laak, B. Van Ginneken, and C. I. Sánchez, "A survey on deep learning in medical image analysis," *Medical image analysis*, vol. 42, pp. 60–88, 2017.
- [4] C. Chen, A. Seff, A. Kornhauser, and J. Xiao, "Deepdriving: Learning affordance for direct perception in autonomous driving," in *2015 IEEE International Conference on Computer Vision (ICCV)*. Santiago, Chile: IEEE, 2015, pp. 2722–2730.
- [5] A. E. Sallab, M. Abdou, E. Perot, and S. Yogamani, "Deep reinforcement learning framework for autonomous driving," 2017.
- [6] S. Shalev-Shwartz, S. Shammah, and A. Shashua, "Safe, multi-agent, reinforcement learning for autonomous driving," 2016.
- [7] A. Paszke, S. Gross, F. Massa, A. Lerer, J. Bradbury, G. Chanan, T. Killeen, Z. Lin, N. Gimelshein, L. Antiga, A. Desmaison, A. Köpf, E. Yang, Z. DeVito, M. Raison, A. Tejani, S. Chilamkurthy, B. Steiner, L. Fang, J. Bai, and S. Chintala, *PyTorch: An Imperative Style, High-Performance Deep Learning Library*. Red Hook, NY, USA: Curran Associates Inc., 2019.
- [8] M. Abadi, P. Barham, J. Chen, Z. Chen, A. Davis, J. Dean, M. Devin, S. Ghemawat, G. Irving, M. Isard, M. Kudlur, J. Levenberg, R. Monga, S. Moore, D. G. Murray, B. Steiner, P. Tucker, V. Vasudevan, P. Warden, M. Wicke, Y. Yu, and X. Zheng, "Tensorflow: A system for large-scale machine learning," in *Proceedings of the 12th USENIX Conference on Operating Systems Design and Implementation*, ser. OSDI'16. USA: USENIX Association, 2016, p. 265–283.
- [9] F. Tambon, A. Nikanjam, L. An, F. Khomh, and G. Antoniol, "Silent bugs in deep learning frameworks: An empirical study of keras and tensorflow," 2021. [Online]. Available: <https://arxiv.org/abs/2112.13314>
- [10] Y. Yang, T. He, Z. Xia, and Y. Feng, "A comprehensive empirical study on bug characteristics of deep learning frameworks," *Information and Software Technology*, vol. 151, p. 107004, 2022. [Online]. Available: <https://www.sciencedirect.com/science/article/pii/S0950584922001306>
- [11] Y. Zhang, Y. Chen, S.-C. Cheung, Y. Xiong, and L. Zhang, "An empirical study on tensorflow program bugs," in *Proceedings of the 27th ACM SIGSOFT International Symposium on Software Testing and Analysis*, ser. ISSTA 2018. New York, NY, USA: Association for Computing Machinery, 2018, p. 129–140. [Online]. Available: <https://doi.org/10.1145/3213846.3213866>
- [12] J. Chen, Y. Liang, Q. Shen, and J. Jiang, "Toward understanding deep learning framework bugs," 2022. [Online]. Available: <https://arxiv.org/abs/2203.04026>
- [13] Y. Xiong, M. Xu, T. Su, J. Sun, J. Wang, H. Wen, G. Pu, J. He, and Z. Su, "An empirical study of functional bugs in android apps," in *Proceedings of the 32nd ACM SIGSOFT International Symposium on Software Testing and Analysis*, ser. ISSTA 2023. New York, NY, USA: Association for Computing Machinery, 2023, p. 1319–1331. [Online]. Available: <https://doi.org/10.1145/3597926.3598138>
- [14] H. V. Pham, T. Lutellier, W. Qi, and L. Tan, "Cradle: cross-backend validation to detect and localize bugs in deep learning libraries," in *2019 IEEE/ACM 41st International Conference on Software Engineering (ICSE)*, IEEE. Montreal, QC, Canada: IEEE, 2019, pp. 1027–1038.
- [15] Z. Wang, M. Yan, J. Chen, S. Liu, and D. Zhang, "Deep learning library testing via effective model generation," in *Proceedings of the 28th ACM Joint Meeting on European Software Engineering Conference and Symposium on the Foundations of Software Engineering*, ser. ESEC/FSE 2020. New York, NY, USA: Association for Computing Machinery, 2020, p. 788–799. [Online]. Available: <https://doi.org/10.1145/3368089.3409761>
- [16] J. Gu, X. Luo, Y. Zhou, and X. Wang, "Muffin: Testing deep learning libraries via neural architecture fuzzing," in *Proceedings of the 44th International Conference on Software Engineering*, ser. ICSE '22. New York, NY, USA: Association for Computing Machinery, 2022, p. 1418–1430. [Online]. Available: <https://doi.org/10.1145/3510003.3510092>
- [17] M. Li, J. Cao, Y. Tian, T. O. Li, M. Wen, and S.-C. Cheung, "Comet: Coverage-guided model generation for deep learning library testing," *ACM Trans. Softw. Eng. Methodol.*, vol. 32, no. 5, jul 2023. [Online]. Available: <https://doi.org/10.1145/3583566>
- [18] Z. Deng, G. Meng, K. Chen, T. Liu, L. Xiang, and C. Chen, "Differential testing of cross deep learning framework APIs: Revealing inconsistencies and vulnerabilities," in *32nd USENIX Security Symposium (USENIX Security 23)*. Anaheim, CA: USENIX Association, Aug. 2023, pp. 7393–7410. [Online]. Available: <https://www.usenix.org/conference/usenixsecurity23/presentation/deng-zizhuang>
- [19] T. Onnx, "tf2onnx - convert tensorflow, keras, tensorflow.js and tflite models to onnx." <https://github.com/onnx/tensorflow-onnx>, Accessed: 2022.
- [20] A. Wei, Y. Deng, C. Yang, and L. Zhang, "Free lunch for testing: Fuzzing deep-learning libraries from open source," in *Proceedings of the 44th International Conference on Software Engineering*, ser. ICSE '22. New York, NY, USA: Association for Computing Machinery, 2022, p. 995–1007. [Online]. Available: <https://doi.org/10.1145/3510003.3510041>
- [21] Y. Deng, C. S. Xia, H. Peng, C. Yang, and L. Zhang, "Large language models are zero-shot fuzzers: Fuzzing deep-learning libraries via large language models," in *Proceedings of the 32nd ACM SIGSOFT International Symposium on Software Testing and Analysis*, ser. ISSTA 2023. New York, NY, USA: Association for Computing Machinery, 2023, p. 423–435. [Online]. Available: <https://doi.org/10.1145/3597926.3598067>
- [22] J. Wang, T. Lutellier, S. Qian, H. V. Pham, and L. Tan, "Eagle: Creating equivalent graphs to test deep learning libraries," in *2022 IEEE/ACM 44th International Conference on Software Engineering (ICSE)*. Pittsburgh, PA, USA: IEEE, 2022, pp. 798–810.
- [23] C. Yang, Y. Deng, J. Yao, Y. Tu, H. Li, and L. Zhang, "Fuzzing automatic differentiation in deep-learning libraries," in *Proceedings of the 45th International Conference on Software Engineering*, ser. ICSE '23. Melbourne, Australia: IEEE Press, 2023, p. 1174–1186. [Online]. Available: <https://doi.org/10.1109/ICSE48619.2023.00105>
- [24] Y. Deng, C. Yang, A. Wei, and L. Zhang, "Fuzzing deep-learning libraries via automated relational api inference," in *Proceedings of the 30th ACM Joint European Software Engineering Conference and Symposium on the Foundations of Software Engineering*, ser. ESEC/FSE 2022. New York, NY, USA: Association for Computing Machinery, 2022, p. 44–56. [Online]. Available: <https://doi.org/10.1145/3540250.3549085>
- [25] TensorFlow, "tf.math.is_non_decreasing outputs incorrect result when input is an uint tensor," <https://github.com/tensorflow/tensorflow/issues/62072>, Accessed: March, 2024.
- [26] W. Luo, D. Chai, X. Run, J. Wang, C. Fang, and Z. Chen, "Graph-based fuzz testing for deep learning inference engines," in *Proceedings of the 43rd International Conference on Software Engineering*, ser. ICSE '21. Madrid, Spain: IEEE Press, 2021, p. 288–299. [Online]. Available: <https://doi.org/10.1109/ICSE43902.2021.00037>
- [27] TensorFlow, "silent overflow occurs in tf.range leading to incorrect result, here is a possible fix," <https://github.com/tensorflow/tensorflow/issues/64081>, Accessed: March, 2024.
- [28] stack overflow, "How can i know if a list is decreasing? (python)," <https://stackoverflow.com/questions/69576011/how-can-i-know-if-a-list-is-decreasing-python>, Accessed: March, 2024.
- [29] Q. Guo, X. Xie, Y. Li, X. Zhang, Y. Liu, X. Li, and C. Shen, "Audee: Automated testing for deep learning frameworks," in *2020 35th IEEE/ACM International Conference on Automated Software Engineering (ASE)*. Melbourne, VIC, Australia: IEEE, 2020, pp. 486–498.
- [30] D. Xie, Y. Li, M. Kim, H. V. Pham, L. Tan, X. Zhang, and M. W. Godfrey, "Docter: Documentation-guided fuzzing for testing deep learning api functions," in *Proceedings of the 31st ACM SIGSOFT International Symposium on Software Testing and Analysis*, ser. ISSTA 2022. New York, NY, USA: Association for Computing Machinery, 2022, p. 176–188. [Online]. Available: <https://doi.org/10.1145/3533767.3534220>
- [31] J. Shi, Y. Xiao, Y. Li, Y. Li, D. Yu, C. Yu, H. Su, Y. Chen, and W. Huo, "Acetest: Automated constraint extraction for testing deep learning operators," in *Proceedings of the 32nd ACM SIGSOFT International Symposium on Software Testing and Analysis*, ser. ISSTA 2023. New York, NY, USA: Association for Computing Machinery, 2023, p. 690–702. [Online]. Available: <https://doi.org/10.1145/3597926.3598088>

- [32] Y. Deng, C. S. Xia, C. Yang, S. D. Zhang, S. Yang, and L. Zhang, "Large language models are edge-case generators: Crafting unusual programs for fuzzing deep learning libraries," in *Proceedings of the 46th IEEE/ACM International Conference on Software Engineering*, ser. ICSE '24. New York, NY, USA: Association for Computing Machinery, 2024. [Online]. Available: <https://doi.org/10.1145/3597503.3623343>
- [33] R. Baldoni, E. Coppa, D. C. D'elia, C. Demetrescu, and I. Finocchi, "A survey of symbolic execution techniques," *ACM Comput. Surv.*, vol. 51, no. 3, may 2018. [Online]. Available: <https://doi.org/10.1145/3182657>
- [34] L. de Moura and N. Bjørner, "Z3: An efficient smt solver," in *Tools and Algorithms for the Construction and Analysis of Systems*, C. R. Ramakrishnan and J. Rehof, Eds. Berlin, Heidelberg: Springer Berlin Heidelberg, 2008, pp. 337–340.
- [35] A. Fan, B. Gokkaya, M. Harman, M. Lyubarskiy, S. Sengupta, S. Yoo, and J. M. Zhang, "Large language models for software engineering: Survey and open problems," 2023.
- [36] W. Song, S. Oh, S. Mo, J. Kim, S. Yun, J.-W. Ha, and J. Shin, "Hierarchical context merging: Better long context understanding for pre-trained LLMs," in *The Twelfth International Conference on Learning Representations*, 2024. [Online]. Available: <https://openreview.net/forum?id=ulaUJFd96G>
- [37] I. Ozkaya, "Application of large language models to software engineering tasks: Opportunities, risks, and implications," *IEEE Software*, vol. 40, no. 3, pp. 4–8, 2023.
- [38] J. Vanover, X. Deng, and C. Rubio-González, "Discovering discrepancies in numerical libraries," in *Proceedings of the 29th ACM SIGSOFT International Symposium on Software Testing and Analysis*, ser. ISSTA 2020. New York, NY, USA: Association for Computing Machinery, 2020, p. 488–501. [Online]. Available: <https://doi.org/10.1145/3395363.3397380>
- [39] OpenAI, "Openai chat completion api reference," <https://platform.openai.com/docs/api-reference/chat/create>, Accessed: March, 2024.
- [40] Python, "Python ast package," <https://docs.python.org/3/library/ast.html>, Accessed: March, 2024.
- [41] M. Brunsfeld *et al.*, "Tree-sitter: A parser generator tool and an incremental parsing library," 2024. [Online]. Available: <https://github.com/tree-sitter/tree-sitter>
- [42] V. Salis, T. Sotiropoulos, P. Louridas, D. Spinellis, and D. Mitropoulos, "Pycg: Practical call graph generation in python," in *2021 IEEE/ACM 43rd International Conference on Software Engineering (ICSE)*, 2021, pp. 1646–1657.
- [43] Joern, "The bug hunter's workbench," <https://joern.io>, Accessed: March, 2024.
- [44] TensorFlow, "tf.tensor_scatter_nd_update lead to a program abortion when receiving a 3d indices," <https://github.com/tensorflow/tensorflow/issues/63575>, Accessed: March, 2024.
- [45] "coverage.py," 2021. [Online]. Available: <https://coverage.readthedocs.io/en/coverage-5.5/>
- [46] P. Oberparleiter *et al.*, "lcov-a graphical gcov front-end," *URL: https://linux.die.net/man/1/lcov*, last checked on, pp. 08–03, 2019.
- [47] Example, "Example of false positive," <https://github.com/pytorch/pytorch/issues/122426/>.