

# FuzzAug: Exploring Fuzzing as Data Augmentation for Neural Test Generation

Yifeng He

yfhe@ucdavis.edu  
University of California, Davis  
USA

Yuyang Rong

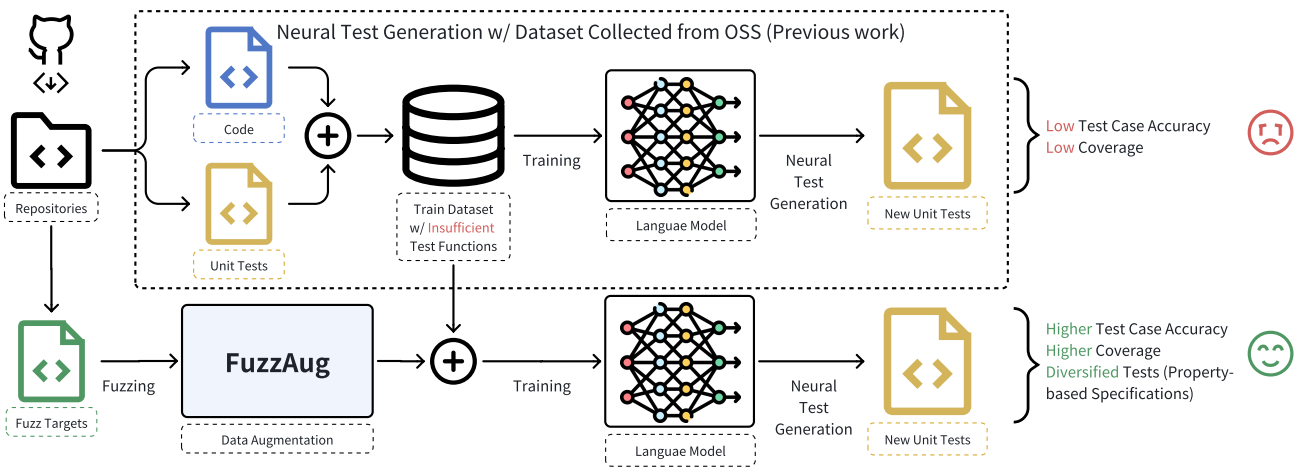
PeterRong96@gmail.com  
University of California, Davis  
USA

Jicheng Wang

jicwang@ucdavis.edu  
University of California, Davis  
USA

Hao Chen

chen@ucdavis.edu  
University of California, Davis  
USA



**Figure 1:** An illustration of previous training approaches to neural test generation with language models and where our data augmentation method (FuzzAug) integrates into the training pipeline. Previous work collected code and unit tests directly from open-source repositories, where the quantity of unit test data is insufficient. Our proposed data augmentation method utilizes fuzzing to generate more test data that have valid syntax and semantics as regular unit test data. The model trained with FuzzAug archives higher test case accuracy and branch coverage, which makes the generated unit tests more practical in real software engineering and testing.

## ABSTRACT

Testing is an essential part of modern software engineering to build reliable programs. As testing the software is important but expensive, automatic test case generation methods have become popular in software development. Unlike traditional search-based coverage-guided test generation like fuzzing, neural test generation backed by large language models can write tests that are semantically meaningful and can be understood by other maintainers. However, compared to regular code corpus, unit tests in the datasets are limited in amount and diversity. In this paper, we present a novel data augmentation technique **FuzzAug**, that combines the advantages of fuzzing and large language models. FuzzAug not only keeps valid program semantics in the augmented data, but also provides more diverse inputs to the function under test, helping the model to associate correct inputs embedded with the function’s dynamic behaviors with the function under test. We evaluate FuzzAug’s

benefits by using it on a neural test generation dataset to train state-of-the-art code generation models. By augmenting the training set, our model generates test cases with 11% accuracy increases. Models trained with FuzzAug generate unit test functions with double the branch coverage compared to those without it. FuzzAug can be used across various datasets to train advanced code generation models, enhancing their utility in automated software testing. Our work shows the benefits of using dynamic analysis results to enhance neural test generation. Code and data will be publicly available.

## CCS CONCEPTS

• **Software and its engineering** → **Software testing and debugging**; • **Computing methodologies** → *Natural language processing*; *Learning latent representations*; • **Security and privacy** → **Software security engineering**.

## KEYWORDS

Software Testing, Data Augmentation, Fuzzing, Large Language Models, Unit Testing, Test Generation

## 1 INTRODUCTION

Testing is one of the important processes in software engineering, ensuring the quality and health of large software applications. A unit test is a self-assessment test written and executed by the developer that demonstrates the components in the software satisfies the requirements set in the design specification [58]. However, despite its importance, developers do not always contribute new tests due to the difficulty of identifying which code to test, isolating them as units, and finding relevant inputs [10]. Automatic unit test generation [17] is a workaround to the first two issues by treating all functions as units under test (focal function), but the resulting tests are unsatisfactory in terms of readability and correctness of relevant input-output pairs [48]. As a result, automatic randomized testing has diverged into fuzz testing [16, 61] that ignores readability and focuses on finding new program behaviors via coverage monitoring, and property-based testing [9] that lets developers write formal specifications and only generate random inputs. However, finding semantic meaningful test cases correctly and effectively is still a remaining problem.

More recently, people have attempted to ease these issues by leveraging the power of machine learning models [24, 43, 51]. Large language models (LLMs) trained on large code corpus can write meaningful programs given text descriptions [4, 6, 37, 38, 56]. Therefore, with sufficiently large code and test corpus, LLMs should generate high-quality unit tests to assist human software engineers. However, testing code typically occupies a minor fraction of a software repository, compared to functional code. CAT-LM [51] finds that in popular Python and Java repositories, test code files comprise less than 20% of all code files. This shortcoming in training data limits LLM’s ability to write usable tests in production for two reasons: imbalanced training data makes the model not attend to details in units under test, and the insufficient amount of testing code leads to a disadvantage in learning the representations of unit tests. Code-test alignment is an effective approach to solve the first issue, where CAT-LM introduced file-level alignment and UniTSyn [24] improved the alignment to more fine-grained function level. UniTSyn also tackles the second challenge by designing an extendable test collection framework to gather testing code from repositories in various languages to enhance the diversity and quantity of test cases. Although this approach can build large-scale datasets for test generation, the size of unit test functions in the dataset is still limited since they have to be created by human developers.

A more promising approach to achieve the maximum likelihood of testing corpus is data augmentation (DA) [52, 57]. In computer vision (CV), data augmentation is usually done by applying randomized geometric or color *transformations* on the images, or injecting *random noise* to the images. Compared to CV, data augmentation is harder to apply to language processing [65]. Common augmentation techniques for natural language data include deleting, misspelling, or randomly replacing words. These techniques cannot be applied in program understating and generation tasks (and hence, test generation) since programming languages (PLs) are defined in

formal grammar with strict semantics. Therefore, we find that a valid DA method for test generation should contain semantically meaningful PL templates with randomized but valid testing inputs for the focal functions.

To this end, we propose **FuzzAug** as a direct yet efficient data augmentation technique using fuzzing data to enhance test generation LLM. Fuzzing is a robust dynamic program analysis method to discover vulnerabilities in software by randomly generating inputs that trigger new paths in the software. These inputs and their corresponding outputs embed the program’s runtime behaviors and thus can improve language in code understanding [26, 79]. To formulate fuzzing data as augmentation for training data, we apply *code transformation* to fuzz targets in libFuzzer [61] to generate new unit testing functions. FuzzAug not only eases the limitation on the amount of testing code corpus in the training data, but also provides more correct and diverse relevant inputs to the focal functions. LLM-based test generation trained with FuzzAug addresses the aforementioned issues that stop developers from writing unit tests by automatically generating test functions for any possible focal functions with inputs whose correctness is verified by code execution. Therefore, FuzzAug is a novel training approach to build practical artificial intelligence (AI) unit test assistance for improving software robustness.

To explore the effectiveness of FuzzAug, we further trained two different test generation models. We use UniTSyn [24] to train the baseline UnitCoder, and augmented UniTSyn using FuzzAug to train FuzzCoder for comparison. We conduct our experiments based on the state-of-the-art code generation models SantaCoder [4] to build FuzzCoder. Both models trained with FuzzAug achieved non-negligible performance advantages in generating accurate test cases (assertions) and complete test functions with high code coverage. These results demonstrate the viability of our FuzzAug to overcome the limitation on testing code datasets.

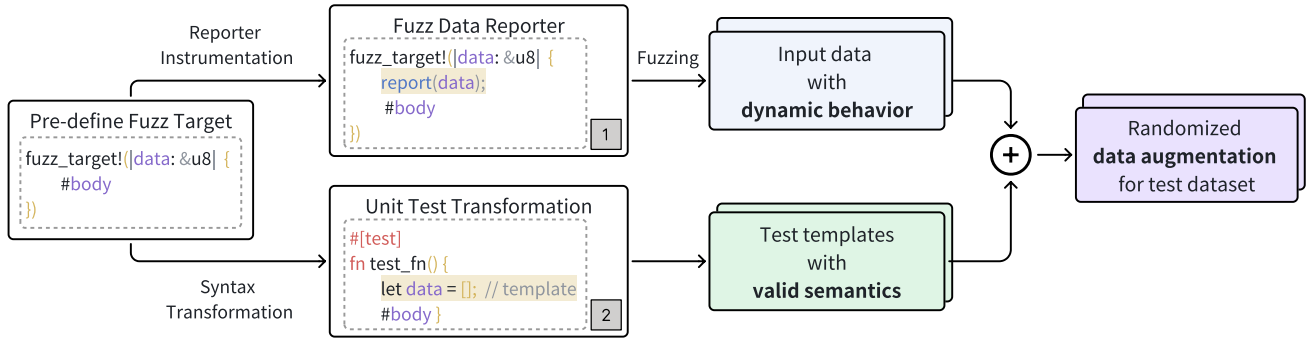
In summary, our contributions are

- (1) We propose a novel data augmentation method (FuzzAug) designed for neural test generation models. This data augmentation method solves the problem of insufficient testing code in repositories and the lack of precise and diverse inputs to the function under test. To the best of our knowledge, FuzzAug is the first DA method for neural test generation.
- (2) We build and release a new Rust function dataset that contains functional-level code-test pairs to train a test generation model for Rust programs. We also apply FuzzAug on this dataset and release the resulting augmented dataset.
- (3) We validated the quality of FuzzAug by training autoregressive language models on a dataset augmented by it. The improvement of model performance after adding FuzzAug demonstrates the necessity and benefits of adding fuzzing-augmented testing functions to the training corpus.

## 2 DESIGN OF FUZZAUG

### 2.1 Challenges

Generating meaningful test functions as training data for neural test generation models is a complex and critical challenge. To introduce randomly modified data for training test generation models, a data augmentation method must satisfy the following requirements:



**Figure 2: An illustration of data augmentation for unit test dataset based on fuzzing. The original pre-defined fuzz target is human-written and provided in the repositories. We instrument the fuzz target to (1) collect fuzzing input data, and transform it into (2) to align the data representations of fuzzing data with unit tests.**

- (1) The randomly generated data must be meaningful and valid to the software testing context.
- (2) The augmentation modification must keep the syntax and semantic integrity of test functions.

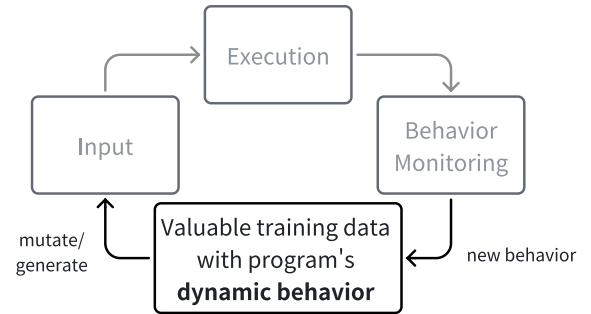
First, the randomly generated data must be inherently meaningful to software testing. This means that the data should not merely be random or arbitrary. For example in data augmentation for image classification, randomly rotating an image of a cat or injecting random noise into it does not change the fact that it is a cat. Similarly, although there will be no label, data augmentation for test generations requires the randomly generated data to be meaningful for testing the program. The augmented data should help the model learn to handle diverse and complex testing situations, thus improving its ability to generate useful and effective test cases.

Second, the modifications must rigorously preserve the program’s syntax and testing semantics. Since we are training a language model to generate code, the tokens in training data must follow the exact syntax of the language for the test function to be valid. Furthermore, we require this data augmentation method to generate code with testing semantics. This is because regular functioning code and testing code have purpose, and thus have different distribution of embedding. We want the model to generate better test cases and unit test functions, so it is necessary to overcome this challenge to keep the semantic integrity of test functions.

Therefore, designing data augmentation to train test generation models involves creating a sophisticated balance. On one hand, introducing sufficient variability to train the models under diverse conditions is essential to generate high-quantity test cases. On the other hand, maintaining the syntax and semantics integrity of augmented test functions is crucial to ensure the validity of training data. This makes the development of FuzzAug not only challenging but also vital for advancing the capabilities of neural test generation with language models.

## 2.2 Fuzzing for Random Input

The first requirement ensures that the randomly generated data is beneficial to model training. High-quality test cases are expected



**Figure 3: Fuzzing loop for dynamic program testing. This loop shows the process of the collection of randomized generated data for augmentation.**

to reflect the behavior of the programs, which is hard to achieve by data augmentation for natural language data. In other words, in order to improve the model’s ability to generate useful test cases, the data augmentation method needs to be aware of the program’s structure and behavior.

Fuzzing is a widely used software testing method, which can generate or mutate inputs randomly and keep the inputs that explore more program paths by behavior monitor [16]. Coverage-guided fuzzing can be summarized as a four-stage loop as shown in Figure 3. Since fuzzers select input seeds by executing the programs, these inputs embed the program’s dynamic behavior and are thus able to discover bugs and vulnerabilities in the program. Previous studies [26, 79] show that fuzzing input-output pairs are helpful for language models to understand programs. Therefore, we argue that random inputs generated by fuzzers are also suitable to contribute to randomized mutation for testing function data augmentation. Thus, this first requirement is satisfied by engaging fuzzing in the data augmentation process.

Fuzzing can be conducted on different levels of the software. AFL++ [16] feeds inputs to whole programs and tests the program

```

1  #![no_main]
2  #[macro_use] extern crate libfuzzer_sys;
3  extern crate base64;
4  use base64::*;
5  mod utils;
6
7  fuzz_target!(|data: &[u8]| {
8      let engine = utils::random_engine(data);
9      let _ = engine.decode(data);
10 });

```

Listing (1) Fuzz target collected from OSS.

```

1  #[test]
2  fn test_1() {
3      let data = [...];
4      let engine = utils::random_engine(data);
5      let _ = engine.decode(data);
6  }

```

Listing (2) Unit test augmentation transformed from Listing 1.

**Figure 4: Example fuzz target and the transformed unit test in crate base64 in our collected Rust dataset. We remove import statements in Listing 2 for simplicity.**

entirely, or on function level with user-defined fuzz targets using LibFuzzer [61], on the other hand, allows users to define customized fuzz targets to select the most important functions as the entry point. We select libFuzzer for its function-level fuzzing feature, which ensures syntax correctness on invoking the corresponding focal function. If we can compile and run the fuzz target successfully, we are confident that the testing code is valid training data for the language model. Therefore, the validity of FuzzAug is guaranteed.

Furthermore, fuzzing is a programming language agnostic testing approach. LibFuzzer is a part of the LLVM compiler infrastructure [35], which supports any language if a compiler frontend is implemented. We choose Rust [42] to conduct our study to take advantage of its powerful build tool cargo<sup>1</sup>. Cargo-fuzz [68] allows software developers to define their fuzz targets inside the repository, making it easier for us to execute the fuzz targets to apply our data augmentation. In principle, our method can be generalized to all libFuzzer-supported languages, and their corresponding fuzz targets can be found in OSS-Fuzz [63].

To collect inputs with the program’s dynamic behavior from the fuzzing loop, we instrument a reporter to each fuzz target as shown in Figure 2 top row. We use reporter to denote the reporting process in the figure for simplicity. After all the fuzz targets in the project are instrumented, we start the fuzzing loop for each target and save the reported inputs as a randomly generated portion of our data augmentation process.

## 2.3 Transformation for Code Representation

Code generation with casual language modeling requires the training data to be valid and complete, with appropriate semantics within the tokens. Therefore, we cannot add fuzzing data to training data directly due to the distinct representations between raw fuzzing inputs and meaningful unit test functions. Fuzzers treat all inputs as bytes and apply byte-level random mutations, for example, bit-flip. Previous work on using fuzzing data for code

understanding tasks decodes the raw inputs into strings and attaches the inputs to the program [79] or uses different language modeling loss functions for two kinds of data [26]. However, these approaches are not applicable to generative models, so we need to design a different representation for fuzzing data as augmentation for test generation.

Since we aim to teach language models to write better unit tests, the augmentation must be in valid syntax and carry test semantics. The validity of syntax is guaranteed by executing the fuzz targets. To run the fuzzer successfully, one must make sure the fuzz target contains no syntax error. In addition, the implementation of the fuzz targets naturally embeds the testing semantics. Fuzz targets, as shown in Listing 1, are perfect examples of testing the focal functions under given input data. Therefore, we can transform the fuzz targets into unit test templates that keep both syntax validity and semantic integrity of test functions.

To obtain valid new test functions to provide testing semantics for fuzzing data, we implement the syntax transformation in the compiler frontend for the fuzz targets. We use Rust compiler’s proc\_macro [12] crate for tokenization and syn [11] to parse the tokens into an abstract syntax tree (AST). Then we rewrite the macro for fuzz targets into valid function definitions with the #[test] attribute on top to help test discovery. We call the result of the syntax transformation step *test template*. Finally, we fill in the test template with data reported during fuzzing to generate valid new unit test functions with diverse inputs as data augmentation.

Syntax transformation from fuzz targets to unit test templates differs for languages. However, the general framework can be defined in a language-agnostic manner. UniTSyn [24] designed a multi-lingual framework to collect unit test functions based on tree-sitter [1], and we believe it can be extended to syntax transformation. If further research finds a native compiler as a more desirable tool, an approach similar to ours can also be applied using ast<sup>2</sup> module for Python datasets. We discuss the application of FuzzAug to other languages in detail in subsection 5.1.

## 3 EXPERIMENTAL SETUP

To fully evaluate FuzzAug, we build two test generation models **UnitCoder** and **FuzzCoder**. UnitCoder is trained on a Rust dataset containing focal functions and unit test functions, and FuzzCoder is trained on the same dataset but augmented by FuzzAug. UnitCoder serves as a baseline comparison to demonstrate the effects of FuzzAug. To explore the quality of test cases generated by the language models, we adopt the popular HumanEval-X [80] benchmark. In this section, we explain the details of our experimental setup.

### 3.1 Data Collection

We chose Rust language to conduct this research for three reasons. First, Rust projects are highly structured with `\src`, `\tests`, and `\fuzz` directories on the top level. With the cargo package manager, we can build and run the project without solving dependency issues. Second, the Rust compiler has built-in support for unit testing [31] and fuzzing [68], so collecting unit tests and fuzzing data is straightforward. Third, Rust’s syntax for libFuzzer passes a closure to a predefined macro, so we can easily transform fuzzers to unit

<sup>1</sup><https://doc.rust-lang.org/cargo/>

<sup>2</sup><https://docs.python.org/3/library/ast.html>



**Table 1: Dataset Statistics.** We gathered Unit Tests and Fuzzing test cases separately. Fuzz(100) is the dataset we transformed from fuzz targets with the 100 recorded input data. Out of the 249 repositories we downloaded, 217 of them can be compiled for fuzzing.

Type of Test Dataset	# Repo w/ Tests	# Focal Calls	# Focal-Test Pairs	# Tokens
Unit Tests	249	12452	6481	6.2M
Fuzz(100)	217	52127	20504	96.4M
Combined Augmented Dataset	249	64579	26985	102.6M

---

**Algorithm 1** Fuzzing as Data Augmentation

---

```

1: function REPORTERINSTRUMENTATION(fuzz_target)
2:   AST* ← PARSE(fuzz_target)
3:                                     ▷ Pointer to AST for mutation
4:   entry* ← GETBEGIN(AST*) ▷ Pointer to the entry point
5:   data ← GETPARAM(AST*)[0]
6:   ADDINST(entry*, REPORT(data)) ▷ Add reporter to AST
7:   fuzz_targetnew ← DUMP(AST*)
8:   return fuzz_targetnew

9: function SYNTAXTRANSFORMATION(fuzz_target)
10:  AST* ← PARSE(fuzz_target)
11:  body ← EXTRACTBODYNODE(AST)
12:  test_header ← ... ▷ Language-specific header
13:  data_template ← ... ▷ Declaring data variable
14:  test_ending ← ... ▷ Closing this test definition
15:  return test_header + data_template + body + test_ending

16: function FUZZAUG(repo, N, L, timeout)
17:                                     ▷ repo = repository to apply FuzzAug.
18:                                     ▷ N = number of training examples to generate.
19:                                     ▷ L = maximum input length for collection.
20:                                     ▷ timeout = maximum allowed fuzzing time.
21:  datasetaug ← []
22:  for all t ∈ GETFUZZTARGET(repo) do
23:    t' ← REPORTERINSTRUMENTATION(t)
24:    xs ← FUZZ(t', timeout) ▷ Collect raw fuzzing inputs
25:    selected ← SAMPLE(xs)
26:    templates ← SYNTAXTRANSFORMATION(t) × N
27:    datasetaug ← datasetaug + FILL(templates, selected)
28:  return datasetaug

```

---

test format. This eases the problem that the model needs to learn two different representations for the two kinds of testing data.

*Repository and Package Mining.* We follow previous work [24, 27, 51] to collect open-source repositories from GitHub. Specifically, we follow UniTSyn [24] to select Rust repositories based on stars and the date of the last commit. We require the repositories to be popular (with more than ten stars) and under active development (with new commits after January 1st, 2020). We also de-duplicate the dataset by filtering out repositories that are archived, forked, or mirrored. In addition to the requirements on the project’s quality

as described above, we also require the repository to contain pre-defined unit tests and fuzzers in order to apply FuzzAug. For this purpose, we check the presence of `\tests` and `\fuzz` directory in the root of the project. In total, we find 249 suitable repositories to build our training dataset.

*Unit Test Collection.* Different from previous work training on file-level code-test pairs [51], we follow [24, 43] to collect our training data as function-level pairs since it suits our data augmentation method. We implement the Rust hook for the UniTSyn [24] based on the `#[test]` attribute on top of the Rust unit test functions. To find the call to the focal function, since assertion in Rust is a macro instead keyword or function as in UniTSyn, we extend the framework to handle this marco special case. From the downloaded repositories, we found 12452 calls to the focal functions in the unit tests, and collected 6481 focal-test pairs as training data.

*Augmented Test Collection.* We chose LLVM libFuzzer [61] for it’s function-level fuzzing feature. For Rust, libFuzzer is supported as cargo-fuzz mentioned in the previous sections. For each fuzz target in the repository, we instrumented it to report the input fuzzing data. We used the body of the fuzz target macro to generate an equivalent unit test template, as depicted in Figure 2. We fuzzed all targets for 1 minute on a server with dual 20-core 40-thread x86\_64 CPUs and 692 GB of RAM, then substituted the reported data back to the generated unit test function template for training. Out of the 249 repositories we downloaded, 217 of them can be compiled successfully for fuzzing.

After data augmentation, we collect the focal-test pairs for the generated test functions using UniTSyn, which supports data collection in various PLs via the language server protocol. However, the language server rust-analyzer<sup>3</sup> is not functioning on fuzz targets. As a result, we construct a path-based focal function finder to collect augmented focal-test pairs as an extension to UniTSyn. We collected in total of 20,504 additional focal-test pairs generated by FuzzAug. We summarize the statistics of the dataset in Table 1.

### 3.2 Model Training

We select SantaCoder [4] to be our base model. SantaCoder is a state-of-the-art open-source code generation model with 1.1B parameters, which is powerful enough to generate valid code and efficient enough to evaluate the augmented data. We follow the previous work [24, 46, 50, 56] to use an autoregressive signal for continual training of the pre-trained base model. We follow UniTSyn for the basic training configuration. Specifically, each training

<sup>3</sup><https://github.com/rust-lang/rust-analyzer>

example is the concatenation of the focal function and the unit test function, joined by a `\n` new line symbol. We set the maximum sequence length to 2048 for each training example with a batch size of 16. We use a  $5e-5$  learning rate for our training, with 50 warm-up steps and cosine annealing learning rate decay for each batch [40]. Following Kirkpatrick et al., we use 0.05 weight decay to make the trained model robust to catastrophic forgetting. We train the model UnitCoder with only unit tests for 300 steps until the loss converges and the FuzzCoder with the augmented dataset for 800 steps until convergence and is proportional to the size of the training data.

Our training approach is to apply causal language modeling (CLM) on the pairs of focal function and unit test function (focal-test-pair). With CLM, the language model can learn as an unsupervised distribution estimation from a set of focal-test-pairs examples. With the focal function comes first in each training example, the language model can understand the causal relationship between the tokens in the focal function and the tokens in the unit test function, and therefore can generate desired unit test functions given the focal function as prompts. This process is also called generative pre-training by earlier work [49, 50]. Let  $\mathcal{F} = \{f_1, \dots, f_p\}$  denote the tokens for the focal function and  $\mathcal{T} = \{t_1, \dots, t_q\}$  denote the tokens for the corresponding unit test, a training example (focal-test-pair) in our training corpus is represented as

$$\mathcal{U} = \mathcal{F} \oplus \{\backslash n\} \oplus \mathcal{T} = \{u_1, \dots, u_r\} \quad (1)$$

where  $r = p + q + 1$  is the length of the token sequence and  $\oplus$  is vector concatenation. Following [49], our training objective is defined as maximizing the log-likelihood

$$L(\mathcal{U}) = \sum_i \log P(u_i | u_{i-k}, \dots, u_{i-1}, \theta)$$

where  $k = 2048$  is the maximum sequence length (context window size) and  $\theta$  is the parameters of SantaCoder [4]. In simpler terms, our objective is to predict the next token in a token sequence given all the previous tokens. We train  $\theta$  parameters of all models using the Adam optimizer [29]. SantaCoder is a decoder-only architecture using Transformer [70], where each Transformer Block (TB) uses multi-headed self-attention. With this training object and the aforementioned hyperparameter settings, we convert the pre-trained SantaCoder model to a unit test generation model to aid automatic software testing. The training process of FuzzCoder takes around 12 hours on a single Nvidia A100 GPU.

### 3.3 Research Questions

To evaluate our data augmentation method, we structure our experiments around the following two research questions on the quality of generated unit tests:

*RQ.1. Can FuzzAug improve the accuracy of generated test cases?*

Software testing aims to discover hidden bugs in the code. The prerequisite of this aim is to have *accurate* test cases, where the generated input and output to the focal function match with the ground truth. Therefore, measuring the accuracy of generated test cases is essentially to evaluate if the language model is useful in software testing. Generating the correct input-output of the focal function requires the model to learn both the semantics and runtime behavior of the focal function. Predicting the correct inputs and

corresponding outputs is challenging for language models [22], so it is an important direction for models to improve on. We follow previous work [5, 24] to parse all the generated test cases and execute them against the ground truth focal function independently.

*RQ.2. Can FuzzAug improve the usefulness of generated unit tests?*

Accurate assertions are essential for valid unit test functions, while comprehensive coverage on the focal functions *enhances their quality*. Therefore, we use the compile rate, pass rate, and branch coverage on the focal functions to check the completeness and usefulness of the generated unit test functions. To evaluate the coverage fairly, we apply some basic post-process (details in subsection 3.4) on the generation results, run the entire test function, and record the branch coverage using `grcov` [41]. Using branch coverage as a metric for neural test coverage allows us to better evaluate the usefulness of the test generation models. and thus demonstrates the necessity of FuzzAug.

*RQ.3. Can FuzzAug generalize to other models?* Data augmentation methods only operate on the training set, thus applying them should improve all the models in the same task. The same augmentation method should produce similar performance improvement trends on different models. To evaluate the generalizability of FuzzAug, we apply the same training and evaluation setting to continue train CodeLlama [56] and report the effects of FuzzAug.

## 3.4 Evaluation Setup

*3.4.1 Evaluation datasets.* We evaluate all the models fairly on HumanEval-X [80]. HumanEval-X is a hand-crafted multilingual benchmark for code generation tasks, containing problems in popular languages including Rust. HumanEval-X has 164 different problems, where each of them is composed of description prompt in natural language, function declaration (header), canonical solution (ground truth implementation), and unit test function. HumanEval-X was designed for code generation and code translation in different languages, but is also useful for test generation. In order to turn the Rust subset of HumanEval-X into a test generation benchmark, we follow UniTSyn [24] to concatenate the function declaration and canonical solution as the focal function, and use the focal function to prompt the model to generate the corresponding unit test.

We choose to evaluate the test generation models on HumanEval-X for three considerations. First, we try to eliminate data leakage. The training dataset of the state-of-the-art code generation models is likely to contain the popular repositories on GitHub, including the ones we used to build our dataset. Therefore, evaluating the models on the repositories we collected from GitHub might be unfair due to data leakage. Although comparing with other state-of-the-art models is not our goal, the effect of data leakage on evaluating FuzzAug is unknown. To minimize such effects, we choose to use a hand-crafted benchmark, and HumanEval-X is the only hand-crafted benchmark we found that contains Rust problems.

Second, we want to minimize the negative impacts of incorrect project setup. Generating unit tests in large open source software (OSS) requires special setups for each project. These setups for defect testing are hard to construct and require human domain knowledge [81]. Therefore, choosing to evaluate test generation

```

1 fn has_close_elements(numbers: Vec<f32>, threshold: f32) -> bool
2   { ... }
3 // Check the correctness of `has_close_elements`
4 #[cfg(test)]
5 mod tests {
6   use super::*;
7
8   #[test]
9   fn test_has_close_elements() {
10    assert_eq!(has_close_elements(

```

**Listing 3: Example prompt used for test generation. Import statements are removed for simplicity.**

on OSS introduces additional bias in the results, which is another thing we want to eliminate.

Third, Rust programs are hard to compile in a complex code-base. Different from other popular languages in code generation, for example, Python and JavaScript with dynamic types and C/C++ with weak types, Rust’s type system is both static and strong, making code generation in Rust hard to pass the type checking and therefore failed to compile. In addition to static and strong typing, Rust introduced linear logic [20] (linear types [71]) into its type system to manage the lifetime and ownership of pointers, adding additional difficulty in generating type-correct code in the complex codebase. To this end, we found HumanEval-X to be a more suitable benchmark since the problems are simple enough without any over-complex types, yet are challenging enough that the focal functions contain multiple branches to evaluate code coverage. As a result, we select HumanEval-X to evaluate FuzzAug instead of using the OSS projects.

**3.4.2 Prompts.** For all our experiments, we use the same prompting method as in CodeT [5] to guide the language models to generate assertions. As shown in Listing 3, we use natural language “Check the correctness of `function\_name`” in comments to instruct the model to complete the test function. We guide the generation of assertions by providing the language-specific assert keyword and the incomplete invocation of the focal function as shown on Line 9. We allow the model to predict at most 1024 new tokens for the synthesized assertions for all models. We set the generation temperature to 1 for all the models to encourage output diversity. We concatenate the import statements, the focal function implementation, the natural language instruction in the comment, and the test header together as the import prompt to the language model.

**3.4.3 Post-processing.** We avoid overly intricate processing of the generated test functions to keep our evaluation results faithful. We only apply the most basic post-process to make the generated test function complete. We first count the number of the curly brackets. If the number of opening brackets matches the number of closing brackets, we consider the generated test function as complete. Otherwise, we check if the last generated line ended with a semicolon to see if the last line is complete. If not, we remove that line. Then we add the missing closing curly brackets to complete the generated test function.

## 4 RESULTS

### 4.1 Test Case Accuracy

We follow CodeT [5] to guide the language models to generate independent test cases (assertions). Since the assertions are independent,

**Table 2: Evaluations of the accuracy of generated test cases. “#Accurate per Task” is the average number of accurately generated assertions per task for the 164 tasks in HumanEval-X. “Compile Rate” measures the number of generated assertions that compiles without error over the total number of generated assertions. “Accuracy” is the number of accurate assertions over the total number of generated assertions.**

Model	#Accurate per Task	Compile Rate	Accuracy
UnitCoder	2.32	0.66	0.19
FuzzCoder	<b>4.25</b>	<b>0.68</b>	<b>0.21</b>

**Table 3: Evaluations of branch coverage on whole unit test functions generated by LLM. “Compile Rate” is the ratio of generated whole unit tests that compile without error. “Pass Rate” is the ratio of generated unit tests that was passed. “Branch Coverage” is the average branch coverage of generated unit tests on the focal functions.**

Model	Compile Rate	Pass Rate	Branch Coverage
UnitCoder	<b>0.68</b>	0.06	4.88
FuzzCoder	0.63	<b>0.17</b>	<b>9.31</b>

we can parse them and evaluate each one of them individually. We present the accuracy of the baseline UnitCoder and the competitor FuzzCoder in Table 2. Our model trained on the augmented dataset outperforms the baseline trained on only unit tests on all three metrics. In particular, given the same maximum token length for generation, our model can generate nearly twice the number of accurate test cases than the baseline model. In addition to the number of accurate assertions per task, FuzzCoder achieved an 11% relative margin compared to the baseline on overall accuracy. FuzzCoder also generates test cases with a higher compile rate, meaning that it learned the way to invoke the focal function correctly. Rust is a strong and static typed language, so the improvement in compile rate indicates that FuzzCoder can generate input-output pairs that are type valid to the focal function and thus pass the type checking. This advancement is due to the additional focal function invocations with valid and executable inputs collected from fuzzing, which the model can learn the relationship between the desired input type and the type signature of the focal function.

**RQ.1. Can FuzzAug improve the accuracy of generated test cases?**

FuzzAug can improve the neural test generation model on all aspects of test case accuracy. FuzzCoder trained with FuzzAug shows a higher assertion compiled rate than UnitCoder trained without FuzzAug. FuzzCoder generated twice accuracy test cases on average for each focal function and achieved an 11% relative improvement on overall test case accuracy.

## 4.2 Unit Test Completeness and Usefulness

To evaluate if FuzzAug can help the model generate complete and useful unit test functions, we evaluate the generated unit test functions entirely without extracting the individual assertions. Results for this experiment are shown in Table 3. While maintaining similar compile rates, FuzzCoder outperforms UnitCoder by a large margin in both accuracy and branch coverage. With no specific guiding, the accuracy of UnitCoder dropped conspicuously, whereas FuzzCoder achieved similar results as with guided prompt. This indicates the outstanding performance of FuzzCoder in real-world SE applications, where the unit test functions are not simply asserting the input-output pairs. FuzzCoder also achieved more than twice the average branch coverage than UnitCoder. This outshines in branch coverage suggest that FuzzAug can help the model to understand the structure of the focal function and generate more useful unit test functions to discover potential bugs and vulnerabilities in the software. In practice, evaluating the generated unit tests as a whole function is more reasonable than individual assertions for their better readability and maintainability with richer context.

**RQ.2.** Can FuzzAug improve the usefulness of generated unit tests?

In a real-world software engineering setting, FuzzCoder not only generates more passed unit tests with correct setups, but also reaches higher branch coverage on the focal functions than UnitCoder. Our results indicate that models trained with FuzzAug can be more practical in writing useful unit tests for focal functions.

## 4.3 Generalizability of FuzzAug

**Table 4: Evaluations of the usefulness of generated unit tests by CodeLlama. The columns are the same as in Table 3.**

Model	Compile Rate	Pass Rate	Branch Coverage
UnitLlama	0.69	0.23	17.73
FuzzLlama	<b>0.74</b>	0.23	<b>18.00</b>

A good data augmentation method should work on different models. We also trained UnitLlama and FuzzLlama based on CodeLlama [56] to evaluate the generalizability of FuzzAug. We chose the 7B parameter version of CodeLlama and applied the same basic training setting as described in subsection 3.2. Since CodeLlama-7B is a larger model, we have to reduce the maximum context length from 2048 to 1024. To make sure the training process can continue without error, we also applied LoRA [25] with the rank  $r = 16$ ,  $\alpha = 16$ , dropout = 0.05. As shown in Table 4, FuzzLlama’s performance surpasses UnitLlama’s performance with a similar trend as the experiments on SantaCoder. While maintaining the same pass rate, FuzzLlama achieves a higher compile rate and branch coverage than UnitLlama trained without FuzzAug.

```

1 extern "C" int LLVMFuzzerTestOneInput(const uint8_t *data, size_t
2     size) {
3     if (size > 0 && data[0] == 'H')
4         if (size > 1 && data[1] == 'I')
5             if (size > 2 && data[2] == '!')
6                 __builtin_trap();
7     return 0;
8 }

```

**Listing (4) Fuzz target for C/C++ using libFuzzer [61].**

```

1 public static void fuzzerTestOneInput(FuzzedDataProvider data) {
2     String input = data.consumeRemainingAsString();
3     long random = new SecureRandom().nextLong();
4     if (input.startsWith("magicstring" + random)
5         && input.length() > 30
6         && input.charAt(25) == 'c') {
7         mustNeverBeCalled();
8     }
9 }

```

**Listing (5) Fuzz target for Java using Jazzer [28].**

```

1 import atheris
2
3 with atheris.instrument_imports():
4     import reverse
5
6 def TestOneInput(data):
7     int_data = list(map(int.from_byte, data))
8     reverse(int_data)

```

**Listing (6) Fuzz target for Python using atheris [21].**

**Figure 5: Example fuzz target in other mainstream languages. The code in each example are either taken from the cited source’s official example or made up.**

**RQ.3.** Can FuzzAug generalize to other models?

FuzzAug is a general data augmentation method for the neural test generation task. Training dataset augmented by FuzzAug can be used to train any test generation model and gain performance improvement in branch coverage on the target focal function, thus improving the usefulness in real software testing scenarios.

## 5 DISCUSSION

### 5.1 Applying FuzzAug to Different Languages

As briefly introduced in subsection 2.3, FuzzAug can be applied to any language if it is supported by OSS-Fuzz [63] and libFuzzer [61]. In this section, we dive into the details of syntax transformation for other popular PLs including C/C++, Java, and Python, and demonstrate the method to apply FuzzAug.

For languages natively supported by LLVM [35] like C/C++, libFuzzer is supported natively as well. We demonstrate a fuzz target instance in Listing 4 collect from the boost library, where the syntax of fuzz targets are functions that take constant data and the size of the data. The reporter instrumentation for C/C++ projects is implemented using LLVM’s analysis and transform passes, which can inject code for the reporter at the optimization stage in the compiling process. This kind of transform pass also works for other LLVM-supported languages since it operates on the intermediate representation. Similar to our design of syntax transformation described in subsection 2.3, our data augmentation framework is extendable to C/C++ using libclang. We transformed the fuzz



```

1 from hypothesis import given
2 from hypothesis.strategies import integers, lists
3
4 @given(integers())
5 def prop_unit(x):
6     assert [x] == reverse([x])
7
8 @given(xs=lists(integers()),
9         ys=lists(integers()))
10 def prop_app(xs, ys):
11     assert reverse(xs + ys) == reverse(ys) + reverse(xs)
12
13 @given(xs=lists(integers()), ys=lists(integers()))
14 def prop_rev(xs, ys):
15     assert reverse(reverse(xs)) == xs

```

Listing 7: Property-based testing in Python.

target to any valid unit testing library. Our FuzzAug framework can be applied after these steps are defined for projects in C/C++.

FuzzAug is also compatible with languages that run on the Java Virtual Machine (JVM). Although JVM languages are memory-safe, fuzzing can reveal unintended behaviors in programs written in these languages. Fuzzing for JVM languages is supported by Jazzer [28], which offers the syntax for fuzz targets similar to libFuzzer, as shown in Listing 5. JVM supports the javaagent tool for reporter instrumentation and syntax modifications, enhancing support for FuzzAug on Java dataset. Given Java’s extensive use in LLM code generation [4, 56, 80] and test generation [24, 43, 51], it is crucial to apply FuzzAug to Java unit test datasets.

Python is another popular programming language with extensive usage in code generation. Based on libFuzzer, Google developed atheris [21] for fuzzing Python software. This enables the extension of FuzzAug to Python datasets. Reporter instrumentation is supported by decorators [67], and syntax transformation is based on the built-in ast. We display the syntax transformation for Python fuzz targets in Listing 6. With support for C/C++, Java, and Python, FuzzAug enhances data augmentation across the majority of widely used PLs. This broad compatibility underscores our contribution to the advancement of deep language models for program testing.

## 5.2 Applying FuzzAug to Different Datasets

We followed TeCo [43] and UniTSyn [24] to construct our dataset on function-level focal-test pairs. In this case, each training example in Equation 1 is a focal function and a unit test function concatenated by a new line symbol. Although this approach is efficient on the token length and performs well, the file-level pairing approach described in CAT-LM [51] also has the benefit of providing more relevant contexts. This approach is beneficial when the program lacks modularity, which is common when the software gets complex. Therefore, a valid data augment method should also work on file-level data instead of only on function-level data. Indeed, FuzzAug satisfies the file-level data pairing requirement. LibFuzzer requires the developer of the project to create different fuzzer targets in different files. Therefore, FuzzAug fits in the training language model on file-level datasets too. After syntax transformation and fuzz data collection, FuzzAug can put the augmented unit test functions back in the original fuzz target’s file, and then use CAT-LM’s strategy for pairing. Thus, the value of FuzzAug also shines in its ability to improve and augment all kinds of unit test datasets.

```

1 fuzz_target!(|data: &[u8]| {
2     let encoded = STANDARD.encode(data);
3     let decoded = STANDARD.decode(&encoded).unwrap();
4     assert_eq!(data, decoded.as_slice());
5 });

```

Listing 8: Fuzzer targets augmented by FuzzAug in base64 that employs coverage-guided property-based fuzzing.

## 5.3 Function Specification as Test Template

Property-based testing (PBT) [9] is a hybrid approach between self-assessment testing like unit tests and randomized testing like fuzzing. In PBT, the developers identify a set of properties that the function should satisfy and define the input domain for each of the properties. The framework generates suitable inputs based on the instruction to test these properties randomly. The set of properties defined for a function is called its *specification*. PBT is also commonly used in software engineering to find unexpected behaviors in the program, especially in functional programming where each function is pure and specializes in one purpose, making the specification easier to define. We demonstrate PBT in Listing 7 with an example of the reverse function and its three specifications. PBT verifies the correctness of the focal function by checking if the specifications hold for all possible inputs.

Since PBT also generates random inputs to test the program, we can use these specifications as our test template. Recent studies have combined the coverage-guided input generation feature of fuzzing and PBT as coverage-guided property-based fuzzing [34, 47]. Combining the advantages of fuzzing and PBT, this approach is widely accepted in testing memory-safe languages. In the augmented dataset we used to train FuzzCoder, some of the augmented unit test functions are converted from property-testing fuzz targets as shown in Listing 8. Through our experiments, we find that adding the knowledge of function specification in the training set contributes to the completeness and coverage of the generated unit test function. The feature of introducing specifications and properties in data augmentation further enhance our contribution to neural test generation by designing and building FuzzAug.

## 6 RELATED WORKS

### 6.1 Fuzzing

Fuzz testing [78], or fuzzing, is a popular execution-based dynamic testing technique with randomized inputs, which aims to generate a set of inputs based on the provided set of seeds to achieve high code coverage. The fuzzing process can be described as a coverage-guided input modification method. The fuzzer uses behavior monitoring to find inputs with high branch coverage and favor those inputs for future input generation. Behavior monitoring enables the fuzzer to focus on exploring new program branches that are not yet tested to detect unseen security issues like memory errors. AFL++ [16] and libFuzzer [61] are two of the most popular fuzzers that are widely adopted in testing real-world software. Libfuzzer is integrated into the LLVM compiler infrastructure [35] to test projects in LLVM-compiled languages, like C/C++, Rust, Swift, and Julia. One of the advantages of libFuzzer is to discover memory errors via the memory sanitizer, but it is also useful to find other unexpected behaviors and crashes in memory-safe language with garbage collection like

JVM-based languages [28] and Python [62]. Fuzzing is a robust method to find bugs in various software domains [8, 53, 54].

Coverage-guided grey-box fuzzing verifies the software by repeatedly generating inputs for the software to execute and prioritize the inputs that reach new paths in the program. One of the key components is to determine if the input seed triggers new and interesting behaviors. Several related work have proposed methods to improve fuzzing in this direction, including using deterministic [55] and gradient-based [7, 64] techniques. This coverage-guided input generation feature allows the selected and generated input seeds to carry information on the program’s dynamic runtime behavior, which is shown successfully and useful in training machine learning models for code understanding [26, 79].

Fuzzing was adopted as a data augmentation tool to improve the robustness of neural networks. SenSei [19] introduced fuzzing to improve the robust generalization of DNNs in training. Their key insight is that guided search like fuzzing and genetic programming can be more effective in finding optimal variants compared to other DA-produced random variants as described by Krizhevsky et al.. The authors also pointed out that SenSei can help the training process by skipping training data that is considered “not interesting” by fuzzing. This work mainly focuses on improving the robustness of neural networks, and is not a work to improve generative language models and neural test generation. Although both incorporated fuzzing to mutate the training dataset, SenSei and our work FuzzAug are fundamentally different in approach and application.

## 6.2 Test Generation via Large Language Models

Using deep neural networks, especially LLMs, to generate test cases is a new trend in automatic software testing. This method is referred to as *neural test generation*. Some approach toward neural test generation is to instruct pre-trained code generation LLMs like CodeT [5], CodeT5 [72], CodeGen [45], and CodeLlama [56]. Similarly, large foundation models like GPT4 [2] can also do this work. The other approach is to train test-specific models that are specialized in generating test cases or unit test functions. This category of neural test generation includes ATLAS [73], AthenaTest [69], TOGA [13], A3Test [3], TeCo [43], CAT-LM [51], and UniTSyn [24]. The more recent work [24, 43, 51] proposed to train the test generation model on *aligned* data that includes the correspondence between the unit test and the function under test (also referred to as *focal function*). TeCo and UniTSyn are in the direction of function-level alignment to provide fine-grained correspondence, whereas CAT-LM adopted file-level alignment for the efficiency of pairing and richer contexts.

At inference time, previous research can be divided into only generate test cases (input-output pair in assertions) [3, 13, 43, 73] and generate complete test files [51] or functions [24]. Generating only the test cases might not be useful in real-world software engineering as they are difficult to set up for execution as part of continuous integration (CI). Writing the complete test file or test function is more promising in practice. However, generating a whole file at once has limitations. First, it demands a long context window and more tokens, which is costly in practice for large software repositories. Second, the LLM might be distracted by the long context, causing the generated unit tests to reach insufficient

coverage on each of the focal functions. Therefore, generating each unit test function for every single focal function is preferable.

## 6.3 Data Augmentation for Language Processing

Data augmentation was first developed for computer vision (CV) and later adopted by natural language processing (NLP). With the advancement of LLMs, data augmentation techniques gain additional interest from low-resource domains and new tasks due to the scaling law of large models [15]. The challenge of data augmentation for natural languages is the discreteness of features, where methods like injecting random noise, cropping, and rotating for images introduced by [33, 66] cannot be directly applied to NLP. DAs for NLP are mainly rule-based [23, 59, 74, 75] or model-based [14, 18, 32, 44, 60]. Rule-based DA applies techniques like random insertion, deletion, and swap to text at the token level. Model-based DA utilizes language models to translate or rewrite existing text, or generate new text as new data. These methods are effective, but still lack quality control since the augmented data might contain unnatural or grammatically incorrect text, leading to models learning incorrect patterns.

DA for programming languages is still insufficiently studied compared to DA for NL due to the stricter grammar. Yu et al. proposed to augment code data by source-to-source program transformation. This approach is rule-based and operates on the program based on the denotational semantics. Similar to program transformation techniques used to generate simple program for compiler testing [36, 39, 54, 76], Yu et al. designed a set of grammar transformation rules to alter small parts of the program to produce a new valid program. This approach can generate a large amount of programs efficiently, but only works on simple programs whose complexity cannot compare with real-world software. Therefore, this method is not ideal for training large generative models. Up until we wrote this paper, there existed no DA for unit test datasets and neural test generation like our method FuzzAug.

## 7 CONCLUSION

We developed FuzzAug, a data augmentation method for unit test function generation. FuzzAug combines the advantages of coverage-guided fuzzing and generative large language model to generate tests that are not only semantically meaningful but also strategically comprehensive. We applied FuzzAug for the continual training of SantaCoder and CodeLlama and demonstrated its effectiveness. Although our approach is efficient and can be automated, it requires the crate’s authors and contributors to define the fuzzers manually. Therefore, we conduct our experiments on Rust crates that have predefined fuzzers. This method can be generalized to all languages that are supported by OSS-Fuzz with slight modifications. Our results show the effectiveness of employing dynamic program analysis to generate high-quality inputs to argument code corpus in training language models. We believe FuzzAug can spur the development of unit test generation by large language models and contribute to the field of AI for software engineering and testing.

## LIMITATION

Although FuzzCoder achieved extensively higher branch coverage and accuracy than the baseline UnitCoder, it got a slightly lower

compile rate in Table 3. This is because some of the unit test functions generated by FuzzCoder have no valid assertions. We notice that some test cases generated by FuzzCoder are extremely long, consuming all the generation context without finishing with any valid test cases. The cause of this behavior is the coverage-guided nature of fuzzing. When the input type is a vector or long number (i64, f64, etc), since very long inputs are likely to trigger edge cases, the input queue would favor these long inputs for higher coverage. However, for generative models, the acceptable token length is much smaller than random access memory, so FuzzCoder may generate test cases whose inputs consume all the token limits, causing the generated test function to fail to compile. This happens scarcely, so it will not harm the performance of neural test generation in practice.

## REFERENCES

- [1] [n. d.]. *Tree-sitter Introduction*. <https://tree-sitter.github.io/tree-sitter/>
- [2] Josh Achiam, Steven Adler, Sandhini Agarwal, Lama Ahmad, Ilge Akkaya, Florencia Leoni Aleman, Diogo Almeida, Janko Altmenschmidt, Sam Altman, Shyamal Anadkat, et al. 2023. Gpt-4 technical report. *arXiv preprint arXiv:2303.08774* (2023).
- [3] Saranya Alagarsamy, Chakkrit Tantithamthavorn, and Aldeida Aleti. 2023. A3Test: Assertion-Augmented Automated Test Case Generation. *arXiv preprint arXiv:2302.10352* (2023).
- [4] Loubna Ben Allal, Raymond Li, Denis Kocetkov, Chenghao Mou, Christopher Akiki, Carlos Munoz Ferrandis, Niklas Muennighoff, Mayank Mishra, Alex Gu, Manan Dey, et al. 2023. SantaCoder: don't reach for the stars! *arXiv preprint arXiv:2301.03988* (2023).
- [5] Bei Chen, Fengji Zhang, Anh Nguyen, Daoguang Zan, Zeqi Lin, Jian-Guang Lou, and Weizhu Chen. 2022. CodeT: Code Generation with Generated Tests. *arXiv:2207.10397* [cs.CL]
- [6] Mark Chen, Jerry Tworek, Heewoo Jun, Qiming Yuan, Henrique Ponde de Oliveira Pinto, Jared Kaplan, Harri Edwards, Yuri Burda, Nicholas Joseph, Greg Brockman, Alex Ray, Raul Puri, Gretchen Krueger, Michael Petrov, Heidy Khlaaf, Girish Sastry, Pamela Mishkin, Brooke Chan, Scott Gray, Nick Ryder, Mikhail Pavlov, Alethea Power, Lukasz Kaiser, Mohammad Bavarian, Clemens Winter, Philippe Tillet, Felipe Petroski Such, Dave Cummings, Matthias Plappert, Fotios Chantzis, Elizabeth Barnes, Ariel Herbert-Voss, William Hebgen Guss, Alex Nichol, Alex Paino, Nikolas Tezak, Jie Tang, Igor Babuschkin, Suchir Balaji, Shantanu Jain, William Saunders, Christopher Hesse, Andrew N. Carr, Jan Leike, Josh Achiam, Vedant Misra, Evan Morikawa, Alec Radford, Matthew Knight, Miles Brundage, Mira Murati, Katie Mayer, Peter Welinder, Bob McGrew, Dario Amodei, Sam McCandlish, Ilya Sutskever, and Wojciech Zaremba. 2021. Evaluating Large Language Models Trained on Code. *arXiv:2107.03374* [cs.LG]
- [7] Peng Chen and Hao Chen. 2018. Angora: Efficient fuzzing by principled search. In *2018 IEEE Symposium on Security and Privacy (SP)*. IEEE, 711–725.
- [8] Peng Chen, Yuxuan Xie, Yunlong Lyu, Yuxiao Wang, and Hao Chen. 2023. Hopper: Interpretative fuzzing for libraries. In *Proceedings of the 2023 ACM SIGSAC Conference on Computer and Communications Security*. 1600–1614.
- [9] Koen Claessen and John Hughes. 2000. QuickCheck: A Lightweight Tool for Random Testing of Haskell Programs. *SIGPLAN Not.* 35, 9 (sep 2000), 268–279. <https://doi.org/10.1145/357766.351266>
- [10] Ermira Daka and Gordon Fraser. 2014. A survey on unit testing practices and problems. In *2014 IEEE 25th International Symposium on Software Reliability Engineering*. IEEE, 201–211.
- [11] David Tolnay. 2024. syn: Parser for Rust source code. <https://github.com/dtolnay/syn>
- [12] David Tolnay and Alex Crichton. 2024. proc-macro2: A substitute implementation of the compiler's 'proc\_macro' API to decouple token-based libraries from the procedural macro use case. <https://github.com/dtolnay/proc-macro2>
- [13] Elizabeth Dinella, Gabriel Ryan, Todd Mytkowicz, and Shuvendu K. Lahiri. 2022. TOGA: A Neural Method for Test Oracle Generation. In *Proceedings of the 44th International Conference on Software Engineering (Pittsburgh, Pennsylvania) (ICSE '22)*. Association for Computing Machinery, New York, NY, USA, 2130–2141. <https://doi.org/10.1145/3510003.3510141>
- [14] Steven Y Feng, Varun Gangal, Dongyeop Kang, Teruko Mitamura, and Eduard Hovy. 2020. Genaug: Data augmentation for finetuning text generators. *arXiv preprint arXiv:2010.01794* (2020).
- [15] Steven Y Feng, Varun Gangal, Jason Wei, Sarath Chandar, Soroush Vosoughi, Teruko Mitamura, and Eduard Hovy. 2021. A survey of data augmentation approaches for NLP. *arXiv preprint arXiv:2105.03075* (2021).
- [16] Andrea Fioraldi, Dominik Maier, Heiko Eifsfeldt, and Marc Heuse. 2020. AFL++ combining incremental steps of fuzzing research. In *Proceedings of the 14th USENIX Conference on Offensive Technologies*. 10–10.
- [17] Gordon Fraser and Andrea Arcuri. 2011. Evosuite: automatic test suite generation for object-oriented software. In *Proceedings of the 19th ACM SIGSOFT symposium and the 13th European conference on Foundations of software engineering*. 416–419.
- [18] Fei Gao, Jinhua Zhu, Lijun Wu, Yingce Xia, Tao Qin, Xueqi Cheng, Wengang Zhou, and Tie-Yan Liu. 2019. Soft contextual data augmentation for neural machine translation. In *Proceedings of the 57th Annual Meeting of the Association for Computational Linguistics*. 5539–5544.
- [19] Xiang Gao, Ripon K Saha, Mukul R Prasad, and Abhik Roychoudhury. 2020. Fuzz testing based data augmentation to improve robustness of deep neural networks. In *Proceedings of the acm/ieee 42nd international conference on software engineering*. 1147–1158.
- [20] Jean-Yves Girard. 1987. Linear logic. *Theoretical computer science* 50, 1 (1987), 1–101.
- [21] Google. [n. d.]. Atheris: A Coverage-Guided, Native Python Fuzzer. <https://github.com/google/atheris>.
- [22] Alex Gu, Baptiste Rozière, Hugh Leather, Armando Solar-Lezama, Gabriel Synnaeve, and Sida I Wang. 2024. Cruxeval: A benchmark for code reasoning, understanding and execution. *arXiv preprint arXiv:2401.03065* (2024).
- [23] Bharath Hariharan and Ross Girshick. 2017. Low-shot visual recognition by shrinking and hallucinating features. In *Proceedings of the IEEE international conference on computer vision*. 3018–3027.
- [24] Yifeng He, Jiabo Huang, Yuyang Rong, Yiwen Guo, Ethan Wang, and Hao Chen. 2024. UniTSyn: A Large-Scale Dataset Capable of Enhancing the Prowess of Large Language Models for Program Testing. *arXiv preprint arXiv:2402.03396* (2024).
- [25] Edward J. Hu, Yelong Shen, Phillip Wallis, Zeyuan Allen-Zhu, Yuanzhi Li, Shean Wang, Lu Wang, and Weizhu Chen. 2021. LoRA: Low-Rank Adaptation of Large Language Models. *arXiv:2106.09685* [cs.CL]
- [26] Jiabo Huang, Jianyu Zhao, Yuyang Rong, Yiwen Guo, Yifeng He, and Hao Chen. 2023. Code Representation Pre-training with Complements from Program Executions. *arXiv:2309.09980* [cs.SE]
- [27] Hamel Husain, Ho-Hsiang Wu, Tiferet Gazit, Miltiadis Allamanis, and Marc Brockschmidt. 2019. Codesearchnet challenge: Evaluating the state of semantic code search. *arXiv preprint arXiv:1909.09436* (2019).
- [28] Code Intelligence. 2024. juzzer: About Coverage-guided, in-process fuzzing for the JVM. <https://github.com/CodeIntelligenceTesting/juzzer>.
- [29] Diederik P Kingma and Jimmy Ba. 2014. Adam: A method for stochastic optimization. *arXiv preprint arXiv:1412.6980* (2014).
- [30] James Kirkpatrick, Razvan Pascanu, Neil Rabinowitz, Joel Veness, Guillaume Desjardins, Andrei A Rusu, Kieran Milan, John Quan, Tiago Ramalho, Agnieszka Grabska-Barwinska, et al. 2017. Overcoming catastrophic forgetting in neural networks. *Proceedings of the national academy of sciences* 114, 13 (2017), 3521–3526.
- [31] Steve Klabnik and Carol Nichols. 2018. *The Rust Programming Language*. No Starch Press, USA.
- [32] Sosuke Kobayashi. 2018. Contextual augmentation: Data augmentation by words with paradigmatic relations. *arXiv preprint arXiv:1805.06201* (2018).
- [33] Alex Krizhevsky, Ilya Sutskever, and Geoffrey E Hinton. 2012. Imagenet classification with deep convolutional neural networks. *Advances in neural information processing systems* 25 (2012).
- [34] Leonidas Lampropoulos, Michael Hicks, and Benjamin C Pierce. 2019. Coverage guided, property based testing. *Proceedings of the ACM on Programming Languages* 3, OOPSLA (2019), 1–29.
- [35] Chris Lattner and Vikram Adve. 2004. LLVM: A compilation framework for lifelong program analysis & transformation. In *International symposium on code generation and optimization, 2004. CGO 2004*. IEEE, 75–86.
- [36] Vu Le, Mehrdad Afshari, and Zhendong Su. 2014. Compiler validation via equivalence modulo inputs. *ACM Sigplan Notices* 49, 6 (2014), 216–226.
- [37] Raymond Li, Loubna Ben Allal, Yangtian Zi, Niklas Muennighoff, Denis Kocetkov, Chenghao Mou, Marc Marone, Christopher Akiki, Jia Li, Jenny Chim, Qian Liu, Evgenii Zheltonozhskii, Terry Yue Zhuo, Thomas Wang, Olivier Dehaene, Mishig Davaadorj, Joel Lamy-Poirier, João Monteiro, Oleh Shliazhko, Nicolas Gontier, Nicholas Meade, Armel Zebaze, Ming-Ho Yee, Logesh Kumar Umapathi, Jian Zhu, Benjamin Lipkin, Muhtasham Oblokulov, Zhiruo Wang, Rudra Murthy, Jason Stillerman, Siva Sankalp Patel, Dmitry Abulkhanov, Marco Zocca, Manan Dey, Zhihan Zhang, Nour Fahmy, Urvashi Bhattacharyya, Wenhao Yu, Swayam Singh, Sasha Luccioni, Paulo Villegas, Maxim Kunakov, Fedor Zhdanov, Manuel Romero, Tony Lee, Nadav Timor, Jennifer Ding, Claire Schlesinger, Hailey Schoelkopf, Jan Ebert, Tri Dao, Mayank Mishra, Alex Gu, Jennifer Robinson, Carolyn Jane Anderson, Brendan Dolan-Gavitt, Danish Contractor, Siva Reddy, Daniel Fried, Dzmitry Arhondanau, Yacine Jernite, Carlos Muñoz Ferrandis, Sean Hughes, Thomas Wolf, Arjun Guha, Leandro von Werra, and Harm de Vries. 2023. StarCoder: may the source be with you! *arXiv:2305.06161* [cs.CL]



- [38] Yujia Li, David Choi, Junyoung Chung, Nate Kushman, Julian Schrittwieser, Rémi Leblond, Tom Eccles, James Keeling, Felix Gimeno, Agustin Dal Lago, Thomas Hubert, Peter Choy, Cyprien de Masson d'Autume, Igor Babuschkin, Xinyun Chen, Po-Sen Huang, Johannes Welbl, Sven Gowal, Alexey Cherepanov, James Molloy, Daniel J. Mankowitz, Esme Sutherland Robson, Pushmeet Kohli, Nando de Freitas, Koray Kavukcuoglu, and Oriol Vinyals. 2022. Competition-level code generation with AlphaCode. *Science* 378, 6624 (2022), 1092–1097. <https://doi.org/10.1126/science.abq1158> arXiv:<https://www.science.org/doi/pdf/10.1126/science.abq1158>
- [39] Vsevolod Livinskii, Dmitry Babokin, and John Regehr. 2020. Random testing for C and C++ compilers with YARPGen. *Proceedings of the ACM on Programming Languages* 4, OOPSLA (2020), 1–25.
- [40] Ilya Loshchilov and Frank Hutter. 2016. Sgdr: Stochastic gradient descent with warm restarts. *arXiv preprint arXiv:1608.03983* (2016).
- [41] Marco Castelluccio. 2024. grcov: Rust tool to collect and aggregate code coverage data for multiple source files. <https://github.com/mozilla/grcov>
- [42] Nicholas D Matsakis and Felix S Klock. 2014. The rust language. *ACM SIGAda Ada Letters* 34, 3 (2014), 103–104.
- [43] Pengyu Nie, Rahul Banerjee, Junyi Jessy Li, Raymond J. Mooney, and Milos Gligoric. 2023. Learning Deep Semantics for Test Completion. arXiv:2302.10166 [cs.SE]
- [44] Yuyang Nie, Yuanhe Tian, Xiang Wan, Yan Song, and Bo Dai. 2020. Named entity recognition for social media texts with semantic augmentation. *arXiv preprint arXiv:2010.15458* (2020).
- [45] Erik Nijkamp, Hiroaki Hayashi, Caiming Xiong, Silvio Savarese, and Yingbo Zhou. 2023. CodeGen2: Lessons for Training LLMs on Programming and Natural Languages. *ICLR* (2023).
- [46] Erik Nijkamp, Bo Pang, Hiroaki Hayashi, Lifu Tu, Huan Wang, Yingbo Zhou, Silvio Savarese, and Caiming Xiong. 2023. CodeGen: An Open Large Language Model for Code with Multi-Turn Program Synthesis. *ICLR* (2023).
- [47] Rohan Padhye, Caroline Lemieux, and Koushik Sen. 2019. Jqf: Coverage-guided property-based testing in java. In *Proceedings of the 28th ACM SIGSOFT International Symposium on Software Testing and Analysis*. 398–401.
- [48] Annibale Panichella, Sebastiano Panichella, Gordon Fraser, Anand Ashok Sawant, and Vincent J Hellendoorn. 2020. Revisiting test smells in automatically generated tests: limitations, pitfalls, and opportunities. In *2020 IEEE international conference on software maintenance and evolution (ICSME)*. IEEE, 523–533.
- [49] Alec Radford, Karthik Narasimhan, Tim Salimans, Ilya Sutskever, et al. 2018. Improving language understanding by generative pre-training. (2018).
- [50] Alec Radford, Jeffrey Wu, Rewon Child, David Luu, Dario Amodei, Ilya Sutskever, et al. 2019. Language models are unsupervised multitask learners. *OpenAI blog* 1, 8 (2019), 9.
- [51] Nikitha Rao, Kush Jain, Uri Alon, Claire Le Goues, and Vincent J. Hellendoorn. 2023. CAT-LM: Training Language Models on Aligned Code And Tests. arXiv:2310.01602 [cs.SE]
- [52] Sylvestre-Alvise Rebuffi, Sven Gowal, Dan Andrei Calian, Florian Stimberg, Olivia Wiles, and Timothy A Mann. 2021. Data augmentation can improve robustness. *Advances in Neural Information Processing Systems* 34 (2021), 29935–29948.
- [53] Yuyang Rong, Peng Chen, and Hao Chen. 2020. Integrity: Finding Integer Errors by Targeted Fuzzing. In *Security and Privacy in Communication Networks: 16th EAI International Conference, SecureComm 2020, Washington, DC, USA, October 21–23, 2020, Proceedings, Part I 16*. Springer, 360–380.
- [54] Yuyang Rong, Zhanghan Yu, Zhenkai Weng, Stephen Neuendorffer, and Hao Chen. 2024. IRFuzzer: Specialized Fuzzing for LLVM Backend Code Generation. arXiv:2402.05256 [cs.SE]
- [55] Yuyang Rong, Chibin Zhang, Jianzhong Liu, and Hao Chen. 2024. Valkyrie: Improving fuzzing performance through deterministic techniques. *Journal of Systems and Software* 209 (2024), 111886.
- [56] Baptiste Rozière, Jonas Gehring, Fabian Gloeckle, Sten Sootla, Itai Gat, Xi-aoqing Ellen Tan, Yossi Adi, Jingyu Liu, Tal Remez, Jérémy Rapin, Artyom Kozhevnikov, Ivan Evtimov, Joanna Bitton, Manish Bhatt, Cristian Canton Ferrer, Aaron Grattafiori, Wenhan Xiong, Alexandre Défossez, Jade Copet, Faisal Azhar, Hugo Touvron, Louis Martin, Nicolas Usunier, Thomas Scialom, and Gabriel Synnaeve. 2023. Code Llama: Open Foundation Models for Code. arXiv:2308.12950 [cs.CL]
- [57] Donald B. Rubin. 1987. The Calculation of Posterior Distributions by Data Augmentation: Comment: A Noniterative Sampling/Importance Resampling Alternative to the Data Augmentation Algorithm for Creating a Few Imputations When Fractions of Missing Information Are Modest: The SIR Algorithm. *J. Amer. Statist. Assoc.* 82, 398 (1987), 543–546. <http://www.jstor.org/stable/2289460>
- [58] Per Runeson. 2006. A survey of unit testing practices. *IEEE software* 23, 4 (2006), 22–29.
- [59] Eli Schwartz, Leonid Karlinsky, Joseph Shtok, Sivan Harary, Mattias Marder, Abhishek Kumar, Rogerio Feris, Raja Giryes, and Alex Bronstein. 2018. Delta-encoder: an effective sample synthesis method for few-shot object recognition. *Advances in neural information processing systems* 31 (2018).
- [60] Rico Sennrich, Barry Haddow, and Alexandra Birch. 2015. Improving neural machine translation models with monolingual data. *arXiv preprint arXiv:1511.06709* (2015).
- [61] Kosta Serebryany. 2016. Continuous fuzzing with libfuzzer and addresssanitizer. In *2016 IEEE Cybersecurity Development (SecDev)*. IEEE, 157–157.
- [62] Kostya Serebryany. 2017. OSS-Fuzz - Google's continuous fuzzing service for open source software. USENIX Association, Vancouver, BC.
- [63] Kostya Serebryany. 2017. {OSS-Fuzz}-Google's continuous fuzzing service for open source software. (2017).
- [64] Dongdong She, Kexin Pei, Dave Epstein, Junfeng Yang, Baishakhi Ray, and Suman Jana. 2019. Neuzz: Efficient fuzzing with neural program smoothing. In *2019 IEEE Symposium on Security and Privacy (SP)*. IEEE, 803–817.
- [65] Connor Shorten, Taghi M Khoshgoftaar, and Borko Furht. 2021. Text data augmentation for deep learning. *Journal of big Data* 8, 1 (2021), 101.
- [66] Karen Simonyan and Andrew Zisserman. 2014. Very deep convolutional networks for large-scale image recognition. *arXiv preprint arXiv:1409.1556* (2014).
- [67] Kevin D. Smith, Jim J. Jewett, Skip Montanaro, and Anthony Baxter. 2003. *Decorators for Functions and Methods*. PEP 318. <https://peps.python.org/pep-0318/>
- [68] The rust-fuzz Project Developers. 2024. cargo-fuzz: A 'cargo' subcommand for fuzzing with 'libFuzzer'! Easy to use! <https://github.com/rust-fuzz/cargo-fuzz/>
- [69] Michele Tufano, Dawn Drain, Alexey Svyatkovskiy, Shao Kun Deng, and Neel Sundaresan. 2021. Unit Test Case Generation with Transformers and Focal Context. arXiv:2009.05617 [cs.SE]
- [70] Ashish Vaswani, Noam Shazeer, Niki Parmar, Jakob Uszkoreit, Llion Jones, Aidan N Gomez, Łukasz Kaiser, and Illia Polosukhin. 2017. Attention is all you need. *Advances in neural information processing systems* 30 (2017).
- [71] Philip Wadler. 1990. Linear types can change the world!. In *Programming concepts and methods*, Vol. 3. Citeseer, 5.
- [72] Yue Wang, Weishi Wang, Shafiq Joty, and Steven C. H. Hoi. 2021. CodeT5: Identifier-aware Unified Pre-trained Encoder-Decoder Models for Code Understanding and Generation. arXiv:2109.00859 [cs.CL]
- [73] Cody Watson, Michele Tufano, Kevin Moran, Gabriele Bavota, and Denys Poshyvanyk. 2020. On learning meaningful assert statements for unit test cases. In *Proceedings of the ACM/IEEE 42nd International Conference on Software Engineering*. ACM. <https://doi.org/10.1145/3377811.3380429>
- [74] Jason Wei and Kai Zou. 2019. Eda: Easy data augmentation techniques for boosting performance on text classification tasks. *arXiv preprint arXiv:1901.11196* (2019).
- [75] Qizhe Xie, Zihang Dai, Eduard Hovy, Thang Luong, and Quoc Le. 2020. Unsupervised data augmentation for consistency training. *Advances in neural information processing systems* 33 (2020), 6256–6268.
- [76] Xuejun Yang, Yang Chen, Eric Eide, and John Regehr. 2011. Finding and understanding bugs in C compilers. In *Proceedings of the 32nd ACM SIGPLAN conference on Programming language design and implementation*. 283–294.
- [77] Shiwen Yu, Ting Wang, and Ji Wang. 2022. Data augmentation by program transformation. *Journal of Systems and Software* 190 (2022), 111304.
- [78] Andreas Zeller, Rahul Gopinath, Marcel Böhme, Gordon Fraser, and Christian Holler. 2019. The fuzzing book.
- [79] Jianyu Zhao, Yuyang Rong, Yiwen Guo, Yifeng He, and Hao Chen. 2023. Understanding Programs by Exploiting (Fuzzing) Test Cases. arXiv:2305.13592 [cs.LG]
- [80] Qinkai Zheng, Xiao Xia, Xu Zou, Yuxiao Dong, Shan Wang, Yufei Xue, Zihan Wang, Lei Shen, Andi Wang, Yang Li, Teng Su, Zhilin Yang, and Jie Tang. 2023. CodeGeeX: A Pre-Trained Model for Code Generation with Multilingual Evaluations on HumanEval-X. arXiv:2303.17568 [cs.LG]
- [81] Hao-Nan Zhu and Cindy Rubio-González. 2023. On the reproducibility of software defect datasets. In *2023 IEEE/ACM 45th International Conference on Software Engineering (ICSE)*. IEEE, 2324–2335.

Received 20 February 2007; revised 12 March 2009; accepted 5 June 2009