

DIFFERENTIABLE OPTICS WITH ∂ LUX II: OPTICAL DESIGN MAXIMIZING FISHER INFORMATION

LOUIS DESDOIGTS

Sydney Institute for Astronomy, School of Physics, University of Sydney, NSW 2006, Australia

BENJAMIN J. S. POPE

School of Mathematical & Physical Sciences, Macquarie University, 12 Wally's Walk, Macquarie Park, NSW 2113, Australia and
 School of Mathematics and Physics, University of Queensland, St Lucia, QLD 4072, Australia

MICHAEL GULLY-SANTIAGO

University of Texas at Austin, Department of Astronomy, 2515 Speedway, Stop C1400, Austin, Texas 78712-1205, USA

PETER G. TUTHILL

Sydney Institute for Astronomy, School of Physics, University of Sydney, NSW 2006, Australia
Version June 24, 2025

Abstract

The design of astronomical hardware operating at the diffraction limit requires optimisation of physical optical simulations of the instrument with respect to desired figures of merit, such as photometric or astrometric precision. System design entails many parameters some of which may entangle the fidelity of science observables with strongly nonlinear dependencies upon instrument properties. Here we present a differentiable optical simulation framework ∂ Lux, a software library designed to construct optical models that are integrated with automatic differentiation. This approach enables the direct evaluation of gradients and higher-order derivatives through the forward model, facilitating statistically principled design and optimisation of instrument configurations. The methodology leverages numerically stable second- and higher-order derivatives to directly compute Fisher information and covariance forecasts, enabling efficient Bayesian experimental design targeted toward optimising abstracted figures of merit, such as the precision of parameters recovered through complex sets of operations. The method is validated against analytical results and applied to optimise the astrometric precision achievable with a parametrised telescope model and a diffractive pupil design relevant to exoplanet detection missions. To support reproducibility and facilitate methodological extension, we provide example implementations via open-source code on the Github sharing platform^a.

Subject headings: optics, detectors, phase retrieval, simulation, diffractive optics

1. INTRODUCTION

Advances in contemporary observational astronomy are driven by progress in instrumentation and hardware, enabling measurements with improved sensitivity and lower noise. This is particularly true for exoplanetary science where signals can be many orders of magnitude smaller than the noise. When designing instrumentation for this goal, it is essential to accurately model the pattern, or point spread function (PSF), governing the spread of starlight on the detector to enable the engineering of system hardware to optimise science deliverables. For example, apodizing phase plate coronagraphs (Guyon *et al.* 2006) suppress light from on-axis sources by modifying the wavefront in multiple conjugate planes, creating spatially-varying PSFs. This transformation allows faint nearby companions to be detected against the glare of their bright host star. This can be achieved with an apodizing phase plate (Codona *et al.* 2006), a phase mask placed in a telescope pupil plane that reshapes the PSF, the design of which poses nonlinear optimisation challenges (Por 2017). Astrometric exoplanetary detection (Sozzetti 2005) similarly requires careful consideration of instrumental design such that PSFs are stable and can be used to characterise the time-varying instrumental imperfections, achieving measurement precisions required for tiny (micro-arcsecond) signals. This can be achieved with widefield space-based surveys such as *Gaia*, or with smaller telescopes that employ a diffractive pupil to engineer PSFs with favourable properties (Guyon *et al.* 2012; Tuthill *et al.* 2018). In either case and throughout observational astronomy we find

^a github.com/LouisDesdoigts/FIM_tutorial/blob/main/tutorial.ipynb
 louis.desdoigts@sydney.edu.au

escalating demands for stability and precision in data-driven calibration of diffraction effects in the PSF.

Advances in software and algorithms are therefore essential for both data analysis and to facilitate hardware design. A range of open-source physical optics simulation codes (Perrin *et al.* 2012; Dube 2019; Por *et al.* 2018) have been developed to model imaging systems end to end, providing a framework to optimise design and/or data analysis schemes by way of grid-based or Markov Chain Monte Carlo (Metropolis *et al.* 1953) methods. For models with many parameters (the norm for realistic situations with, for example, many modes of phase aberration, multiple sources in the field of view and/or pixel-level imperfections in the detector) then reliable sampling or optimisation can become computationally intractable (Huijser *et al.* 2022) unless it is also possible to evaluate not just the value but also the *gradient* of the objective function.

Algorithms to implement automatic differentiation or ‘autodiff’ (Margossian 2018) comprise the foundational technology used in artificial intelligence and machine learning (LeCun *et al.* 2015), and are now rapidly becoming a critical enabling technology in software for the physical sciences. Autodiff makes it possible to evaluate the partial derivatives of a computer program’s floating-point outputs with respect to floating-point arguments. Autodiff computes exact derivatives using successive applications of the chain rule, with computational cost scaling similarly to that of the original model evaluation, rather than increasing with the number of parameters. Considerable industry and academic effort has gone into developing performant and user-friendly numerical software libraries with autodiff capability: PYTORCH (Paszke *et al.* 2019), TENSORFLOW (Abadi *et al.* 2015), Julia (Bezanson *et al.* 2012), or our preferred library used in this work, JAX (Bradbury *et al.* 2018). Importantly, autodiff removes the need to manually derive or symbolically express gradients or Hessians — they emerge directly from the differentiable structure of the implemented forward model. This is a central departure from traditional inference workflows, and it underpins our ability to evaluate and optimise realistic optical systems without requiring closed-form expressions for likelihood derivatives.

Differentiable forward models in physics permit optimisation and inference with very many parameters, and the inclusion of flexible nonparametric models (Lavin *et al.* 2022) jointly with deterministic physics. Autodiff has been used recently in optical and imaging science for phase retrieval and PSF modelling (Jurling and Fienup 2014; Wong *et al.* 2021; Liaudat *et al.* 2021, 2023). In previous work (Desdoigts *et al.* 2023) we introduced ∂ Lux, a differentiable physical optics framework designed to address a variety of high dimensional optical calibration tasks. Using the accelerated numerical computation methods and gradient calculations enabled by its JAX back-end, efficient solutions to complex optical problems such as end-to-end phase retrieval and pixel-level calibration from simulated imaging data were demonstrated.

In this manuscript we build on this previous work and focus on scenarios where the posterior distribution over model parameters is well described by a multivariate normal near its peak, known as the Laplace approximation (Kass *et al.* 1991; MacKay 2002). We show how numerically stable higher-order gradients permit the calculation of covariance and Fisher matrices (Bhandari *et al.* 2021; Coulton and Wandelt 2023) — a key object in statistical design that quantifies how precisely model parameters can be inferred from observations — under the Laplace approximation. By constructing differentiable optical models we can differentiate a likelihood function with respect to any astrophysical or instrumental model to compute parameter covariance matrices. This means that neither the likelihood function nor its derivatives need to be written in closed form. Instead, they are evaluated programmatically via autodiff directly through the forward model, a key methodological shift enabled by this approach. This enables *Fisher forecasting*: a statistical technique used to estimate the precision of parameter estimates from a future experiment, and enables computation of the covariance matrix. The covariance matrix obtained through the Fisher matrix gives us the Cramér-Rao Lower Bound (CRLB; Radhakrishna Rao 1945; Cramér 1947) — the information-theoretical limit on parameter constraints achievable with an experiment. This statistically principled approach is common for the planning of new instruments and surveys; for example in cosmology the forecasting of how well observations of the cosmic microwave background (Liu and Bunn 2016) or spectroscopic surveys (d’Assignies D *et al.* 2023) will constrain bulk cosmological parameters, under varying choice of settings in a preliminary instrument design, and marginalised over nuisance parameters.

The ability to calculate these Fisher matrices using autodiff then enables *Bayesian experimental design* (Fedorov 1972; Chaloner and Verdinelli 1995; Ryan *et al.* 2016) via gradient descent. This might involve optimising the uncertainty of a particular parameter, or a norm such as the determinant or trace of the CRLB. In Section 2 of this Paper we briefly describe the underlying theory, and in Section 3 we validate calculations made with ∂ Lux against analytic theory. By way of illustration with a concrete example, Section 4 applies this framework to optimise the design of a phase mask for the astrometric mission TOLIMAN (Tuthill *et al.* 2018), a small telescope aiming to detect planets around α Cen AB by measuring micro-arcsecond perturbations in the relative separation of the binary.

2. FISHER INFORMATION AND BAYESIAN EXPERIMENTAL DESIGN

The key feature of autodiff exploited in this paper is the ability to efficiently calculate a multivariate normal approximation to a probability distribution. Consider an imaging system and sources, parametrised by $\boldsymbol{\theta} \equiv (\theta_1, \dots, \theta_N)$, that generate data d . In solving an inverse problem, we want to infer $\boldsymbol{\theta}$ given d and any prior information. We can use Bayes' rule to update our prior knowledge of $\boldsymbol{\theta}$ conditioned on our prior knowledge I , given d :

$$\overbrace{p(\boldsymbol{\theta}|d, I)}^{\text{posterior}} = \frac{\overbrace{p(d|\boldsymbol{\theta}, I)}^{\text{likelihood}} \cdot \overbrace{p(\boldsymbol{\theta}|I)}^{\text{prior}}}{\underbrace{p(d|I)}_{\text{evidence}}} \quad (1)$$

It is convenient computationally to express this in logarithmic units,

$$\log p(\boldsymbol{\theta}|d, I) = \overbrace{\mathcal{L}(d|\boldsymbol{\theta}, I)}^{\text{log-likelihood}} + \overbrace{\Pi(\boldsymbol{\theta}|I)}^{\text{log-prior}} - \overbrace{\log Z}^{\text{log-evidence}} \quad (2)$$

At the maximum likelihood, the *score* — the gradient of the log-likelihood with respect to the parameters — vanishes, and $\boldsymbol{\theta}_0 \equiv \boldsymbol{\theta}|_{\nabla_{\boldsymbol{\theta}} \mathcal{L}=0}$ is the maximum likelihood estimate of these parameters. We then motivate consideration of a Taylor expansion of \mathcal{L} about this point, dropping the prior Π^1 , to estimate the distribution near the maximum. Going up to second-order is equivalent to approximating \mathcal{L} as a multivariate normal — ie Laplace's Method:

$$\mathcal{L}(\boldsymbol{\theta}) \approx \mathcal{L}(\boldsymbol{\theta}_0) + \underbrace{\nabla_{\boldsymbol{\theta}} \mathcal{L}|_{\boldsymbol{\theta}_0}}_{=0} (\boldsymbol{\theta} - \boldsymbol{\theta}_0) + \frac{1}{2} (\boldsymbol{\theta} - \boldsymbol{\theta}_0)^T \underbrace{\frac{\partial^2 \mathcal{L}}{\partial \theta_i \partial \theta_j} \bigg|_{\boldsymbol{\theta}_0}}_{\equiv F_{ij}} (\boldsymbol{\theta} - \boldsymbol{\theta}_0) + \underbrace{\dots}_{\text{higher-order terms}}$$

We identify the negative Hessian of \mathcal{L} as the Fisher Information Matrix (FIM; [Fisher 1925](#)),

$$\mathbf{F} = -\nabla_{\boldsymbol{\theta}}^2 \mathcal{L}(\boldsymbol{\theta}). \quad (3)$$

This is formally defined as the variance of the score, and for appropriately regular functions is given by this Hessian. This second-order approximation treats the log-likelihood as a quadratic function near the maximum, and is often used in practice when full posterior sampling is computationally prohibitive. The parameter covariance matrix \mathbf{C} is calculated as the inverse of the FIM

$$\mathbf{C} = \mathbf{F}^{-1} \quad (4)$$

that fully describes the best-fit multivariate normal; an estimator of the behaviour of a likelihood distribution around its peak. In classical applications, this would require symbolic or manual calculation of second derivatives of the log-likelihood. However, in our framework, these quantities are obtained directly via automatic differentiation of the implemented model, without the need for algebraic derivation.

The FIM has some convenient properties ([Coe 2009](#)), firstly the Fisher matrices for two independent experiments add ($\mathbf{F}_{1,2} = \mathbf{F}_1 + \mathbf{F}_2$) allowing for the FIM to be calculated independently for any observations that add linearly, such as dithered images. Secondly, since parameter marginalisation happens through the matrix inversion of \mathbf{F} , row and column i can be deleted from \mathbf{F} in order to remove its contribution to the resulting covariance matrix. Importantly, the covariance matrix of a model with parameters $\boldsymbol{\theta}$ calculated using the observation produced by that model given parameters $\boldsymbol{\theta}$ is the CRLB: the lower bound on the variance of an unbiased frequentist estimator of $\boldsymbol{\theta}$. It is not possible to recover parameters better than the CRLB, and so it is useful for forecasting the sensitivity of an experiment to the parameters of a model under consideration, irrespective of how data analysis will be carried out.

In the remainder of this paper, we will assume that the multivariate normal approximation to our likelihood holds, and that the Fisher and covariance matrices calculated from this Hessian are accurate to within a reasonable tolerance. We also assume that our measurements are photon-noise dominated and therefore a Poissonian likelihood is used exclusively throughout the remainder of the work. Furthermore, all calculations of, and references to, the covariance matrix are of the parameter covariance matrix, calculated against simulated data without noise realisations, and therefore completely describe the CRLB under the Laplace approximation (which is assumed valid throughout).

¹ We can do so without loss of generality; to include the prior, we can replace \mathcal{L} throughout this calculation with $\mathcal{L} + \Pi$ instead.

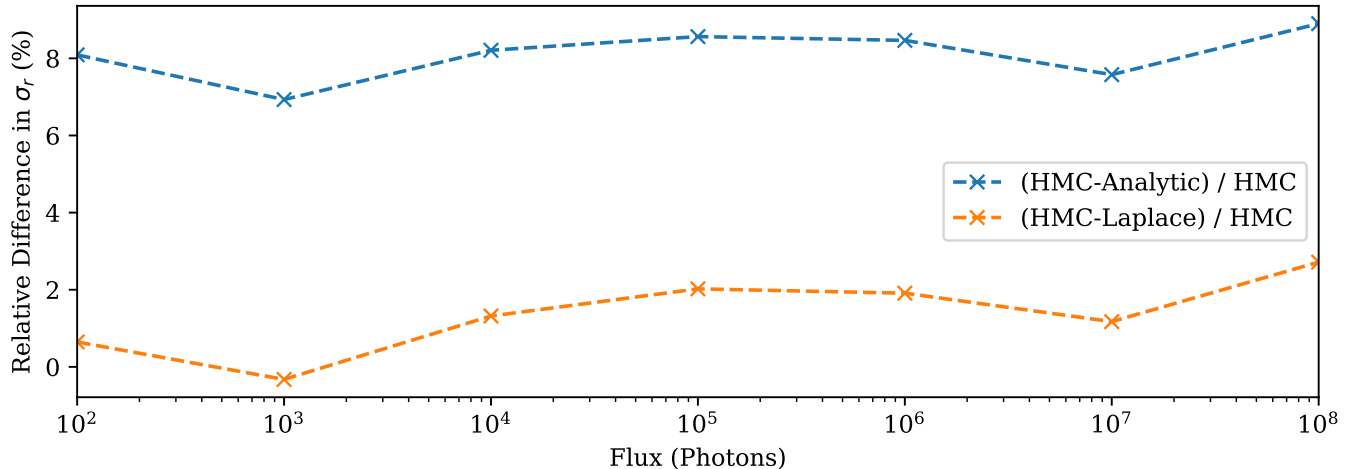


FIG. 1.— Ratio of the analytically derived values of Equation 5 and the values calculated using autodiff under the Laplace approximation to those output by the HMC method. All values are calculated for a monochromatic point source at $1\ \mu\text{m}$ through a clear circular aperture with a 1 m diameter. The analytic values assume an infinite image plane and so consistently *overestimate* the performance of the system, since only a finite portion of the image plane can actually be imaged.

3. COMPARISON WITH THEORY

In especially simple cases, the Fisher forecast of parameters of interest can be obtained by analytic theory. In this Section we validate the autodiff method against parameter uncertainties calculated via the Laplace method whereby an analytic expression derived under a series of simplifying assumptions allowing a closed form solution. We also sample the posterior directly via a Hamiltonian Monte Carlo (HMC; [Betancourt 2017](#)) algorithm, serving as the ground-truth to validate our results.

We start with an illustrative toy problem: obtaining a position measurement from the image plane of a simple telescope. Given a circular pupil support and a monochromatic point source, the PSF is the well known Airy disk and the precision with which a source can be localised by an optical system, as a function of photon count, is given by the expression:

$$\sigma_r = \frac{1}{\pi} \sqrt{\frac{2}{N_{\text{phot}}}} \frac{\lambda}{D} \text{ radians} \quad (5)$$

Here, σ_r is the radial uncertainty in the positional measurement, N_{phot} is the number of photons, λ is the wavelength of light and D is the diameter of the aperture ([Guyon et al. 2012](#)). Figure 1 now compares (1) the outcomes calculated from this analytic equation and (2) the values calculated using the Laplace methods described in Section 2 both registered against (3) results of the HMC set to explore the full posterior and here assumed to be the true value. We assumed that the signal was photon noise limited, and therefore chose a per-pixel Poisson distribution as the likelihood function for both the Laplace and HMC methods, which is the same as that used to derive Equation 5.

Analytically derived values like Equation 5 comprise a useful ‘rule of thumb’ estimate of true performance and have been employed in instrument design for generations, however it can be difficult or impossible to incorporate the effects of various real-world complexities. As shown in Figure 1 the analytic equation gives a consistent overestimate of system performance as it is unable to account for the loss of information censored in any real-world implementation where only a finite portion of the image plane is recovered on a pixillated grid. The numerical Laplace and HMC methods directly include this effect in the model, simulating a realistically sampled PSF with finite field of view, rather than an idealised infinite one.

The Laplace method produces results that closely match those from the ‘ground-truth’ HMC, showing consistent deviation from the overly optimistic analytic expression. This demonstrates that differentiable Fisher forecasting remains accurate even when incorporating instrumental effects like censorship of information due to pixel sampling that are difficult to capture in analytic theoretical expressions. Any real-world imaging system is likely to entail significantly more complexity than this toy model. Instruments operate over a non-zero passband and feature chromatic performance, surfaces are imperfect, and the clear aperture can be cluttered with blockages from the secondary mirror and spiders. All these, and many more non-ideal elements will directly influence the PSFs and in general can only be modelled numerically. In these cases, differentiable forward models provide an effective way to accurately calculate the CRLB of a given observation without resort to the simplifying assumptions required for analytic expressions.

4. OPTICAL DESIGN CASE STUDY: THE TOLIMAN DIFFRACTIVE PUPIL

These methods allow the evaluation of the covariance matrix at fixed parameter values and the direct optimisation of its components using higher-order derivatives. This enables gradient-based experimental design, targeting properties of the covariance matrix such as entropy or marginalised variances, using a differentiable forward model. This opens up the possibility of *Bayesian experimental design*, allowing for gradient descent directly on such properties and functions of the covariance matrix, or as we show in this example, on individual components of the covariance matrix marginalised over the rest of the model. In keeping with the central theme of this paper, accomplishing this requires only a forward model of the system in a differentiable framework.

The illustrative optical problem chosen is the design of the diffractive pupil required for the TOLIMAN mission (Tuthill *et al.* 2018), a ~ 100 mm class aperture space telescope which aims to measure the micro-arcsecond scale angular perturbation induced on the host star by the orbital gravitational reflex motion from an (unseen) low-mass planet. Such a formidable challenge requires the engineering of a PSF that maximally encodes both instrument metrology and scientific signals of interest simultaneously on the sensor. The solution to these challenges incorporates a binary-valued diffractive pupil and a spectrometer, all integrated into the PSF of the telescope by engraving phase patterns onto the entrance pupil. Specifically crossed sinusoidal gratings are used to produce a spectrometer (not discussed further in the present manuscript), which are overwritten onto the primary diffractive pupil pattern which enables the optical calibration and astrometric science measurement. Here we focus solely on this latter pattern which consists of regions of $0/\pi$ phase which are separated by sharp transitional boundaries. The requirement for the binary pattern arises as a primary design constraint of the TOLIMAN diffractive pupil (Tuthill *et al.* 2018). The optical signal encoding and associated recovery methods for system state metrology for the TOLIMAN mission present complex requirements, providing an ideal robust test case for evaluating the practical capabilities and limitations of the Fisher-information-based design methods discussed in this paper. While full details of the mission-specific constraints are not essential here, this context highlights the degree of design complexity and abstracted figures of merit that can be effectively managed through differentiable optical modelling.

Here, we take the design of the TOLIMAN diffractive pupil as a complex yet achievable demonstration of analysis by our autodiff frameworks, and further posit that arriving at any comparably performing outcome by way of analytic or heuristic approaches would present a formidable task. In framing our optimisation problem, the required metrics for the optical system can be summarised: find a binary-valued diffractive pupil that maximally constrains the relative angular separation of a binary star r , marginalised over the remaining astrophysical parameters: the mean position (x, y) in arcseconds on the sensor, the position angle θ in degrees, the total flux F in photons, a dimensionless contrast ϕ as the ratio of the binary component fluxes, the mean wavelength λ in nm, as well as the following optical parameters: the pixel scale γ in arcsec/pixel and optical aberrations Z_i modelled as a sum of normalised Zernike polynomials with coefficients in nm.

TOLIMAN’s requirement for binary phases $\in \{0, \pi\}$ presents a challenge for gradient-based optimisation methods as the distribution is inherently discontinuous. In order to avoid this problem of discrete-optimisation for the values of the pupil we instead use the CLIMB algorithm (Wong *et al.* 2021) in order to differentially map a continuous set of basis vectors onto a single array with only binary values, except at the boundary between those regions. This approach avoids the discontinuities that arise from binary masks, while preserving control over the physical interpretability and symmetries of the final design. We built a basis from a set of log harmonic radial functions and radial sine and cosine functions as found in previous work (Wong *et al.* 2021). The basis vectors can, in principle, be chosen freely. However, it is advantageous to tailor their selection to the physical symmetries of the problem. In this work, we employ basis vectors with three-fold rotational symmetry, which naturally enhances sensitivity to even-mode Zernike aberrations that suffer sign degeneracies in conventional optical systems. Ultimately the choice of basis vectors is somewhat arbitrary, provided it has the appropriate expressiveness for the problem as the differentiable engine propagates gradients from PSFs back to the basis of choice.

We construct a polychromatic model of the TOLIMAN optical system featuring:

- A clear 125 mm aperture diameter.
- Polychromatic bandpass of 530-640 nm sampled at three uniformly spaced wavelengths.
- PSF pixel scale of 0.375 arcseconds/pixel, $\sim 1.5\times$ Nyquist.
- The 4th - 10th Zernike modes (ignoring the lowest 3: piston, tip, and tilt).

We then model the expected signals from the binary star α Centauri AB assuming a representative projected separation of 10 arcseconds.

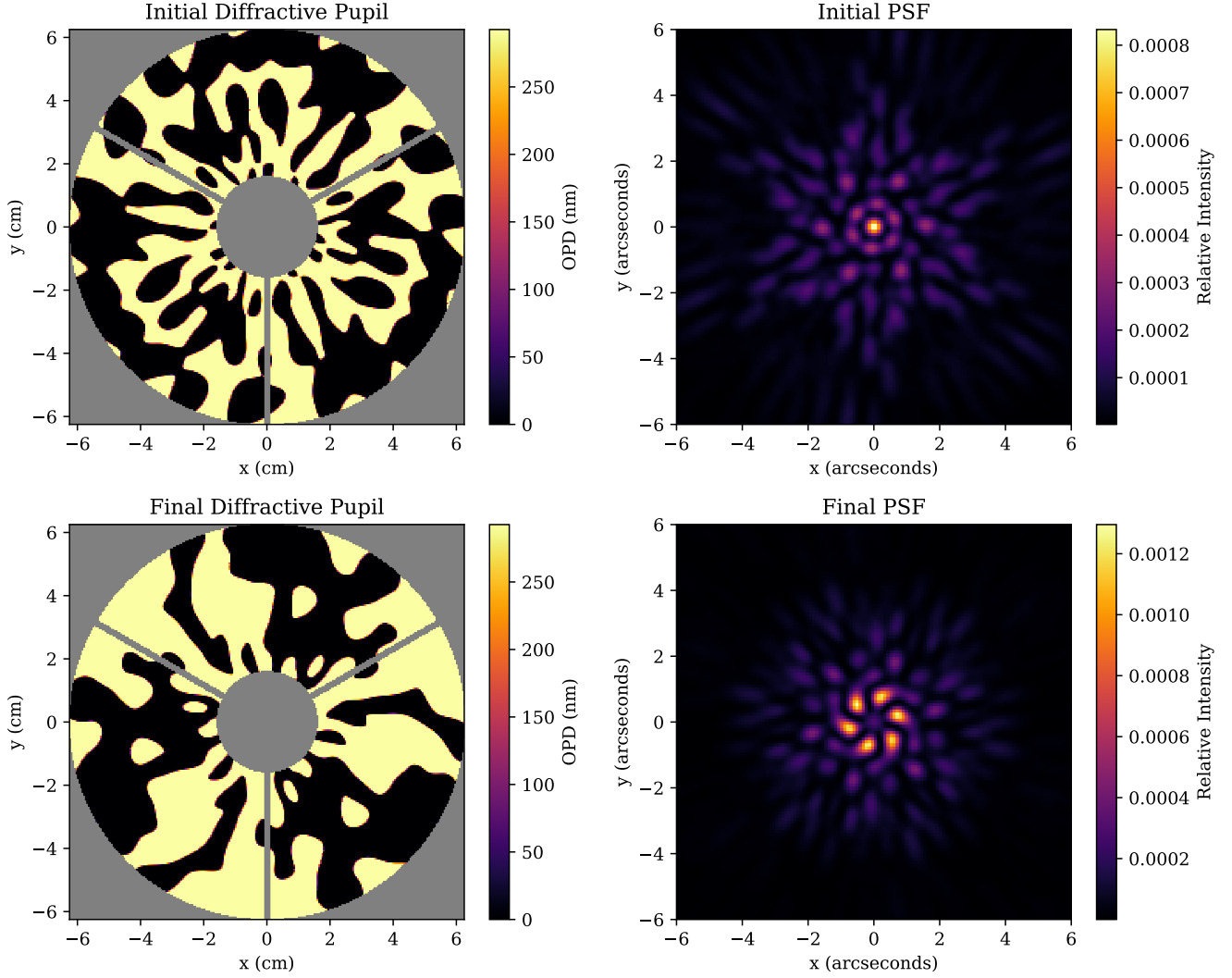


FIG. 2.— Diffraction Pupil - PSF pairs before and after Fisher optimisation. Top panels: Randomly initialized pupil pattern (left) consisting of binary-valued $0/\pi$ phases within the circular support of primary/secondary mirrors and 3 opaque spiders, together with its corresponding PSF (right). Bottom panels: Final pupil after optimisation (left) and its corresponding PSF (right).

To transform the Fisher information into a concrete optimisation objective, we construct a loss function that minimises the uncertainty of a specific scientific parameter of interest under a full forward model – the binary separation r in this case.

$$\text{loss}(\theta) = [\mathbf{C}(\phi)]_{rr} = [-\nabla_{\phi}^2 \mathcal{L}(f(\theta, \phi))]_{rr}^{-1} = \text{var}(r) \quad (6)$$

where:

- θ are the design parameters, the diffractive pupil basis vector coefficients.
- ϕ are the astrophysical and instrumental parameters over which we marginalise (e.g. binary separation r , flux, aberrations).
- $f(\theta, \phi)$ is the differentiable forwards model simulating the system.
- \mathcal{L} is the log-likelihood function (Poissonian, consistent with the assumption of photon noise-limited observations).
- ∇_{ϕ}^2 is the Hessian operator applied to the ϕ parameters of the model.

We note that the likelihood is only a function of the model, as we generate the data at the input at (θ, ϕ) in order to ensure our Hessian computation produces the Fisher matrix and its inverse is therefore the CRLB. This loss function

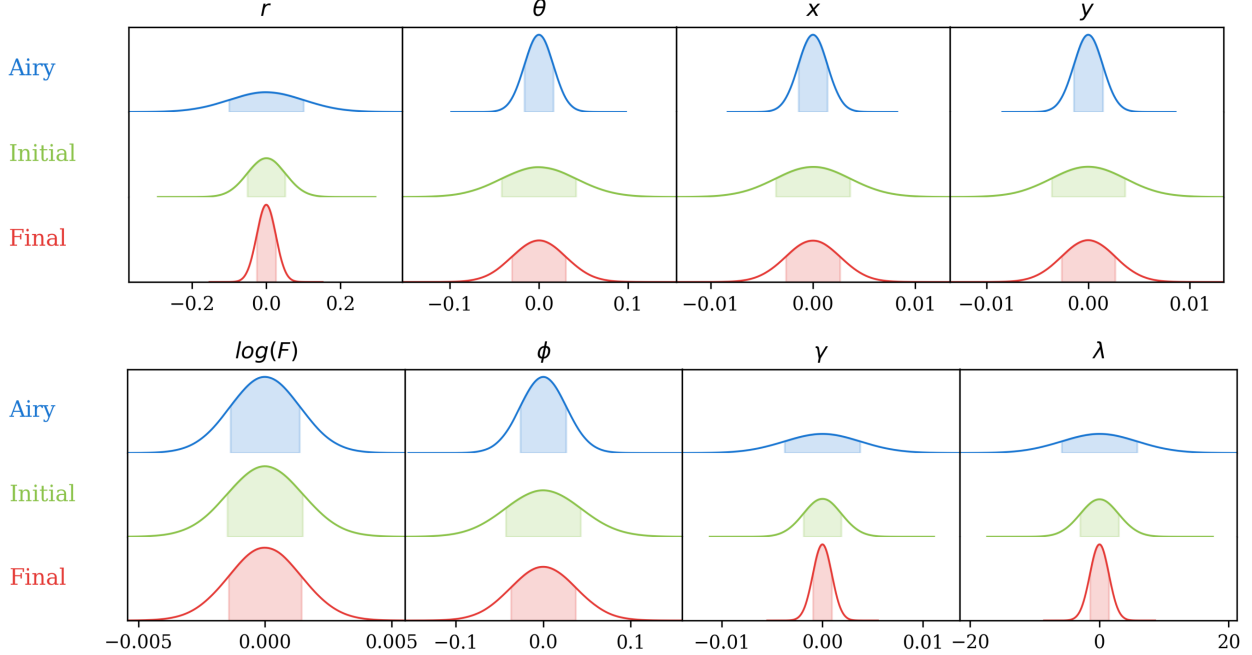


FIG. 3.— CRLB posteriors for the parameters of each model. Note the optical aberration posteriors have been omitted for plotting purposes, but have been marginalised over in the calculation. The ‘Airy’ model is an optical system without a diffractive pupil, ‘Initial’ is the pre-optimisation diffractive pupil and ‘Final’ is the post-optimisation diffractive pupil model. The optimisation process has improved the performance of all displayed parameters, with most gain coming from the separation r , pixel scale γ and the mean wavelength λ . Interestingly, while the optimised model greatly outperforms the ‘Airy’ system in the minimised parameter separation r , pixel scale γ , and wavelength λ (as desired), its performance is worse for all the remaining displayed parameters.

computes the covariance matrix of the parameters through the forward model, extracting the variance component corresponding to r , which serves as the optimisation target. Other reductions of the covariance matrix such as its trace or entropy can also be optimised if desired. Gradients of the loss with respect to the design parameters θ , ie the coefficients of the diffractive pupil basis vectors, are computed via automatic differentiation. Optimisation is performed using 50 epochs of the Adam algorithm (Kingma and Ba 2017).

As this procedure only converges to local minima near the initialisation, the optimisation was repeated for five random initial seeds. Figure 6 shows the resulting pupil designs along with their associated PSFs and relative covariance matrices, expressed as $\log_{10}(|C_{ij,1}/C_{ij,2}|)$. These results are presented as illustrative examples of the method’s capabilities, without detailed interpretation of the relative performance across different seeds.

The initial and final pupil-PSF pairs are shown in Figure 2, where we can see that the final PSF is concentrated into a small number of brighter peaks near the centre, plus a series of dimmer peaks surrounding it. Figure 3 shows the parameter posteriors for both the initial and final pupils, as well as an optical system with a clear pupil producing an Airy-disk like PSF as a benchmark. We see the greatest improvement for the optimisation metric, the binary separation r , as well as the pixel scale γ and mean wavelength λ . The full corner plot is shown in Figure 5. Note that the optical aberrations have been omitted from these plots for visualisation purposes, although they were present for the optimisation and have been marginalised over.

Interestingly, the pre-optimisation model already outperforms the Airy system, implying a good choice of basis vectors for the diffractive pupil. Despite the improved performance in the binary separation metric, the diffractive pupil model is inferior in recovery of both the (x, y) position and position angle θ . Figure 4 compares the full performance of these models to each other by visualising their relative covariance matrices ($\log_{10}(|C_{ij,1}/C_{ij,2}|)$). This Figure reveals some interesting properties of this optimisation process, we can see that while most elements of the covariance matrix show improved performance, some exhibit degraded performance. This is explained through the marginalisation process inherent when inverting fisher matrices to get covariance matrices — parameters that have little to no covariance with the parameter of interest (the binary separation r) can have their precision decreased in order to gain improved precision over those that are. This demonstrates an optimisation process that is fully coherent of the complex relationships between different parameters within a system. The pupil mask design approach here offers a significant improvement in the astrometric performance of TOLIMAN and will form the basis of its eventual hardware implementation.

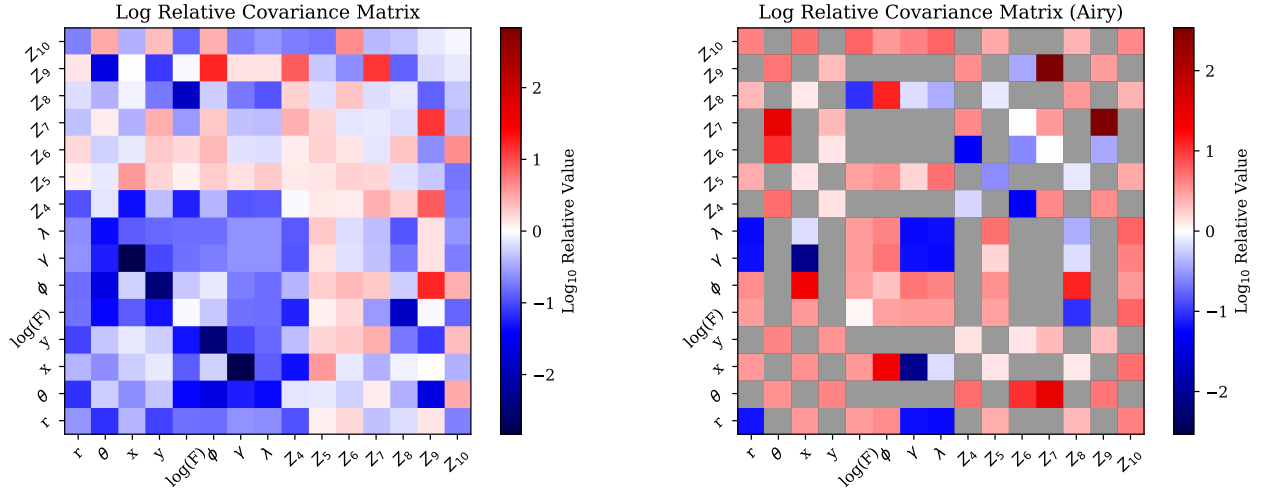


FIG. 4.— Logarithm of absolute element-wise relative covariance matrices, i.e. $\log_{10}(|C_{ij,1}/C_{ij,2}|)$. Negative values are blue and indicate a better constraint of that parameter while red flags the opposite. Left panel: The post-optimisation covariance matrix relative to the pre-optimisation covariance matrix. Right panel: The post-optimisation covariance matrix relative to the Airy-disk covariance matrix. Note that some near-zero denominator terms in calculation of the Airy-disk covariance matrix result in very large elements; these values have been set to `nan` (grey) to avoid saturation of the colour scale.

5. DISCUSSION

This manuscript has detailed a methodological approach to demonstrate the practical use of Fisher-information-based experimental design methods enabled by automatic differentiation. Our aim has been to clarify the theoretical foundations and facilitate reproducibility and extension of these methods to related problems in instrumentation and observational astronomy. Assisting in this has been the presentation of a concrete illustrative example: furnishing the design of a complex optical component optimised for a single specific quantifiable outcome. By first highlighting the theory and validating the appropriate conditions required, we explored how overall performance of complex systems can be analysed, and furthermore how the modelling framework can be used to optimise instrumental components. To maintain clarity, we chose illustrative problems that did not require the inclusion of priors. However, inclusion of simple multivariate normal priors is trivial as Fisher information is additive.

The methods to calculate Fisher Information presented in this work provide a simple and straightforward way to explore, analyse and optimise models, however it is important to be cognisant of limitations. Firstly the Laplace approximation assumes that all posteriors are well described by multivariate normals about their peaks. This assumption will not hold in a general sense for systems with complex parameter degeneracies. While an understanding of the local topology of the posterior about the maximum likelihood estimate can be found, this can not function as a *general* replacement for sampling of the posteriors via Monte Carlo methods which serve to understand the global topology of the posterior. In many cases, the posterior distribution is either well-approximated by a multivariate normal, or a global understanding of its structure is unnecessary. In such scenarios, the second-order Laplace approximation provides sufficient insight and this is often the case for well-constrained optical instruments where local sensitivity is the dominant driver of performance.

6. CONCLUSION

Progress in astronomical science depends not only on advances in hardware and observational platforms, but also on innovations in software that enhance instrument design and data analysis. Exoplanetary science, in particular, places some of the most stringent demands on both instrumentation and inference due to the intrinsically faint, noise-dominated signals that require careful calibration and characterisation. Autodiff has already demonstrated profound utility in improving astrophysical measurements and calibration techniques (Liaudat *et al.* 2023). Modern frameworks such as JAX enable a new class of scientific software that builds on autodiff to offer powerful extensions to existing tools. However, these approaches remain unfamiliar to much of the astronomical community. This manuscript aims to showcase the principled modelling strategies made possible by adopting differentiable software paradigms such as ∂ Lux that treat autodiff not as an afterthought, but as a foundational design principle. By replacing hand-derived analytic equations with programmatic differentiation, these tools allow complex models that incorporate realistic optics and detector effects to be optimised and explored using the same physical principles, but with far greater flexibility and computational tractability.

In this manuscript we have explored new avenues for analysis and design of optical systems harnessing the stable

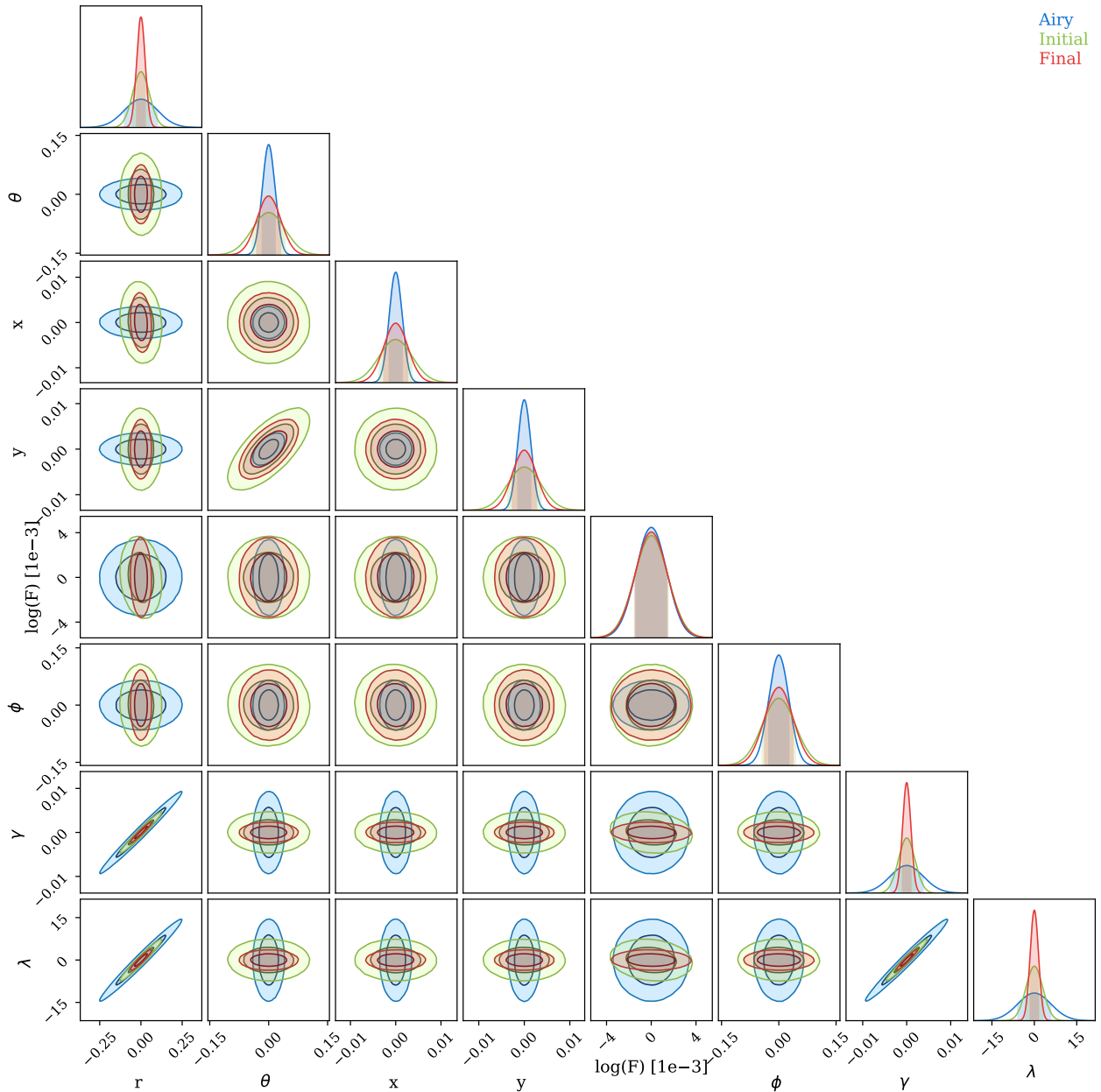


FIG. 5.— Reduced corner plot comparing the model performance of an Airy-like model (blue), the pre-optimisation diffractive pupil (green), the post optimisation diffractive pupil (red). While still marginalised over all parameters in the model, this plot does not show the optical aberration components as the resulting figure becomes too large, and all of the models show the same behaviour for those model parameters.

calculation of Fisher matrices empowered by autodiff. This method yields results in agreement with analytically derived expressions when identical assumptions are enforced, and furthermore it can be used to explore extensions to a more relaxed set of assumptions. The framework provides new ways to probe the effects of different instrumental architectures on the recovery of science outcomes, and straightforward algorithms to optimise experimental design targeting constraint of specific astrophysical parameters without detailed pen-and-paper analysis.

Differentiable methods also enable inference to be performed on complex posteriors. In cases where distributions are non-Gaussian due to complex parameter degeneracies, approximate inference methods become essential. Stochastic variational inference (Hoffman *et al.* 2013) enables parameter degeneracies resulting in non-Gaussian posteriors to be approximated by minimising the divergence between the inferred and true posterior. Extending this, automatic differentiation variational inference (Kucukelbir *et al.* 2016) utilises the derivatives of a model to explore the posterior

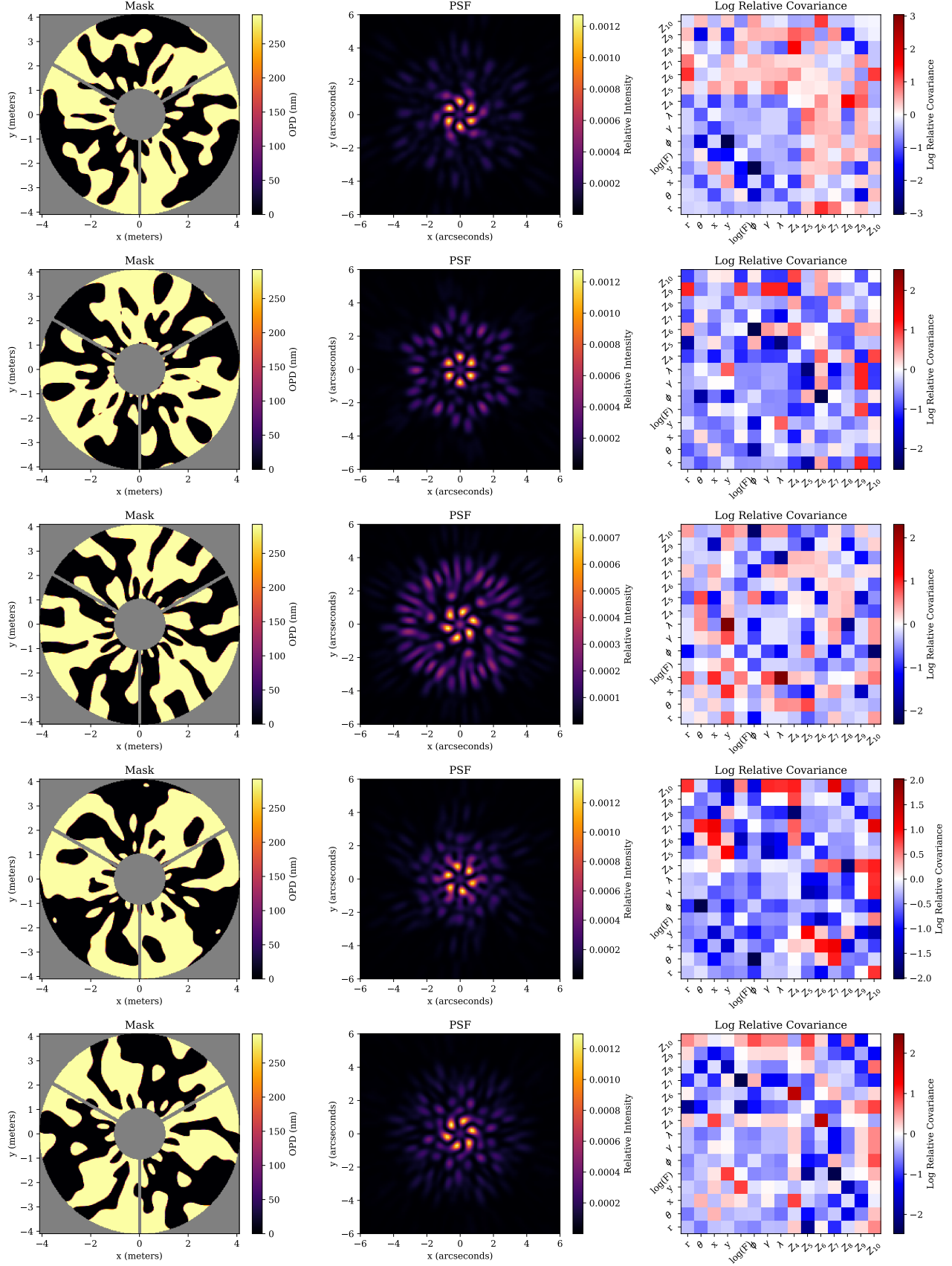


FIG. 6.— Summary of diffractive pupil optimisations for five different random seeds. Each row is a different seed, left panel: Final diffractive pupil, middle panel: Resulting PSF, right panel: \log_{10} relative covariance matrix, normalised by the initial pre-optimisation covariance matrix.

parameter space more efficiently, and can be applied directly to differentiable optical models in order to address unavoidable parameter degeneracies present in complex data sets.

These methods offer a new framework not only for analysing observational data, but also for informing the design of future instruments employing statistically grounded optimisation criteria described by the Fisher information. As one particularly promising use case, future coronagraphic instrument design based on autodiff may be made more robust to realistic noise processes such as low-order wavefront error (Currie *et al.* 2018) or the low wind effect (Milli *et al.* 2018). With these tools, novel architectures can be rapidly explored and optimised with respect to evidence ratios, robustness to optical aberrations, or spectral parameter estimation. The same principles can be applied to other instruments such as spectrographs for radial velocity planet detection, enabling joint end-to-end optimisation of optical systems and observational regimes.

The methods presented were implemented using ∂ Lux, however they are not inherently tied to any specific software package. The central contribution of this work lies in the application of automatic differentiation for optical system design and uncertainty forecasting. We anticipate that similar approaches can be adapted within other autodiff-capable frameworks, and future work may benefit from comparative benchmarking across such platforms.

7. CODE, DATA, AND MATERIALS

As part of our commitment to open science, we have released ∂ Lux as an open source package under a BSD three-clause at github.com/LouisDesdoigts/dLux. Furthermore an accompanying Jupyter notebook that produces all results and figures in this paper is publicly hosted at github.com/LouisDesdoigts/FIM-tutorial. The accompanying code repository allows for replication of results and adaptation of the methods to a variety of optical modelling tasks.

ACKNOWLEDGEMENTS

We acknowledge and pay respect to the traditional owners of the land on which the University of Queensland, Macquarie University, and the University of Sydney are situated, upon whose unceded, sovereign, ancestral lands we work. We pay respects to their Ancestors and descendants, who continue cultural and spiritual connections to Country.

This research made use of NUMPY (Harris *et al.* 2020); Matplotlib (Hunter 2007); JAX (Bradbury *et al.* 2018); numpyro (Phan *et al.* 2019); equinox (Kidger and Garcia 2021); optax (Hessel *et al.* 2020); and ChainConsumer (Hinton 2016).

REFERENCES

- O. Guyon, E. A. Pluzhnik, M. J. Kuchner, B. Collins, and S. T. Ridgway, **167**, 81 (2006), [arXiv:astro-ph/0608506](https://arxiv.org/abs/astro-ph/0608506) [astro-ph].
- J. L. Codona, M. A. Kenworthy, P. M. Hinz, J. R. P. Angel, and N. J. Woolf, in *Society of Photo-Optical Instrumentation Engineers (SPIE) Conference Series*, Society of Photo-Optical Instrumentation Engineers (SPIE) Conference Series, Vol. 6269, edited by I. S. McLean and M. Iye (2006) p. 62691N.
- E. H. Por, in *Techniques and Instrumentation for Detection of Exoplanets VIII*, Vol. 10400, edited by S. Shaklan, International Society for Optics and Photonics (SPIE, 2017) pp. 236 – 247.
- A. Sozzetti, **117**, 1021 (2005), [arXiv:astro-ph/0507115](https://arxiv.org/abs/astro-ph/0507115) [astro-ph].
- O. Guyon, E. A. Bendek, J. A. Eisner, R. Angel, N. J. Woolf, T. D. Milster, S. M. Ammons, M. Shao, S. Shaklan, M. Levine, B. Nemati, J. Pitman, R. A. Woodruff, and R. Belikov, **200**, 11 (2012), [arXiv:1304.0370](https://arxiv.org/abs/1304.0370) [astro-ph.IM].
- P. Tuthill, E. Bendek, O. Guyon, A. Horton, B. Jeffries, N. Jovanovic, P. Klupar, K. Larkin, B. Norris, B. Pope, and M. Shao, in *Optical and Infrared Interferometry and Imaging VI*, Vol. 10701, edited by M. J. Creech-Eakman, P. G. Tuthill, and A. Mérand, International Society for Optics and Photonics (SPIE, 2018) pp. 432 – 441.
- M. D. Perrin, R. Soummer, E. M. Elliott, M. D. Lallo, and A. Sivaramakrishnan, in *Space Telescopes and Instrumentation 2012: Optical, Infrared, and Millimeter Wave*, Society of Photo-Optical Instrumentation Engineers (SPIE) Conference Series, Vol. 8442, edited by M. C. Clampin, G. G. Fazio, H. A. MacEwen, and J. Oschmann, Jacobus M. (2012) p. 84423D.
- B. Dube, *Journal of Open Source Software* **4**, 1352 (2019).
- E. H. Por, S. Y. Haffert, V. M. Radhakrishnan, D. S. Doelman, M. Van Kooten, and S. P. Bos, in *Adaptive Optics Systems VI*, Proc. SPIE, Vol. 10703 (2018).
- N. Metropolis, A. W. Rosenbluth, M. N. Rosenbluth, A. H. Teller, and E. Teller, *The Journal of Chemical Physics* **21**, 1087 (1953).
- D. Huijser, J. Goodman, and B. J. Brewer, *Australian & New Zealand Journal of Statistics* **64**, 1 (2022).
- C. C. Margossian, arXiv e-prints , [arXiv:1811.05031](https://arxiv.org/abs/1811.05031) (2018), [arXiv:1811.05031](https://arxiv.org/abs/1811.05031) [cs.MS].
- Y. LeCun, Y. Bengio, and G. Hinton, *Nature* **521**, 436 (2015).
- A. Paszke, S. Gross, F. Massa, A. Lerer, J. Bradbury, G. Chanan, T. Killeen, Z. Lin, N. Gimelshein, L. Antiga, A. Desmaison, A. Köpf, E. Yang, Z. DeVito, M. Raison, A. Tejani, S. Chilamkurthy, B. Steiner, L. Fang, J. Bai, and S. Chintala, arXiv e-prints , [arXiv:1912.01703](https://arxiv.org/abs/1912.01703) (2019), [arXiv:1912.01703](https://arxiv.org/abs/1912.01703) [cs.LG].
- M. Abadi, A. Agarwal, P. Barham, E. Brevdo, Z. Chen, C. Citro, G. S. Corrado, A. Davis, J. Dean, M. Devin, S. Ghemawat, I. Goodfellow, A. Harp, G. Irving, M. Isard, Y. Jia, R. Jozefowicz, L. Kaiser, M. Kudlur, J. Levenberg, D. Mané, R. Monga, S. Moore, D. Murray, C. Olah, M. Schuster, J. Shlens, B. Steiner, I. Sutskever, K. Talwar, P. Tucker, V. Vanhoucke, V. Vasudevan, F. Viégas, O. Vinyals, P. Warden, M. Wattenberg, M. Wicke, Y. Yu, and X. Zheng, “TensorFlow: Large-scale machine learning on heterogeneous systems,” (2015), software available from tensorflow.org.
- J. Bezanson, S. Karpinski, V. B. Shah, and A. Edelman, arXiv e-prints , [arXiv:1209.5145](https://arxiv.org/abs/1209.5145) (2012), [arXiv:1209.5145](https://arxiv.org/abs/1209.5145) [cs.PL].
- J. Bradbury, R. Frostig, P. Hawkins, M. J. Johnson, C. Leary, D. Maclaurin, and S. Wanderman-Milne, “JAX: composable transformations of Python+NumPy programs,” (2018).
- A. Lavin, D. Krakauer, H. Zenil, J. Gottschlich, T. Mattson, J. Brehmer, A. Anandkumar, S. Choudry, K. Rocki, A. G. Baydin, C. Prunkl, B. Paige, O. Isayev, E. Peterson, P. L. McMahon, J. Macke, K. Cranmer, J. Zhang, H. Wainwright, A. Hanuka, M. Veloso, S. Assefa, S. Zheng, and A. Pfeffer, “Simulation intelligence: Towards a new generation of scientific methods,” (2022), [arXiv:2112.03235](https://arxiv.org/abs/2112.03235) [cs.AI].
- A. S. Jurling and J. R. Fienup, *J. Opt. Soc. Am. A* **31**, 1348 (2014).

- A. Wong, B. Pope, L. Desdoigts, P. Tuthill, B. Norris, and C. Betters, *Journal of the Optical Society of America B* **38**, 2465 (2021).
- T. Liaudat, J.-L. Starck, M. Kilbinger, and P.-A. Frugier, arXiv e-prints, arXiv:2111.12541 (2021), arXiv:2111.12541 [astro-ph.IM].
- T. Liaudat, J.-L. Starck, M. Kilbinger, and P.-A. Frugier, *Inverse Problems* **39**, 035008 (2023), arXiv:2203.04908 [astro-ph.IM].
- L. Desdoigts, B. J. S. Pope, J. Dennis, and P. G. Tuthill, *Journal of Astronomical Telescopes, Instruments, and Systems* **9** (2023), 10.1117/1.jatis.9.2.028007.
- R. Kass, L. Tierney, and J. Kadane, “Laplace’s method in bayesian analysis,” (1991).
- D. J. C. MacKay, *Information Theory, Inference & Learning Algorithms* (Cambridge University Press, USA, 2002).
- N. Bhandari, C. D. Leonard, M. M. Rau, and R. Mandelbaum, arXiv e-prints, arXiv:2101.00298 (2021), arXiv:2101.00298 [astro-ph.CO].
- W. R. Coulton and B. D. Wandelt, arXiv e-prints, arXiv:2305.08994 (2023), arXiv:2305.08994 [stat.ME].
- C. Radhakrishna Rao, *Bull. Calcutta Math. Soc.* **37**, 81 (1945).
- H. Cramér (1947).
- H. Liu and E. F. Bunn, **93**, 023512 (2016), arXiv:1511.03635 [astro-ph.CO].
- W. d’Assignies D, C. Zhao, J. Yu, and J.-P. Kneib, **521**, 3648 (2023), arXiv:2301.02289 [astro-ph.CO].
- V. Fedorov, *Theory of Optimal Experiments*, Cellular Neurobiology (Academic Press, 1972).
- K. Chaloner and I. Verdinelli, *Statistical Science* **10**, 273 (1995).
- E. Ryan, C. Drovandi, J. McGree, and A. Pettitt, *International Statistical Review* **84**, 128 (2016).
- R. A. Fisher, *Mathematical Proceedings of the Cambridge Philosophical Society* **22**, 700–725 (1925).
- D. Coe, arXiv e-prints, arXiv:0906.4123 (2009), arXiv:0906.4123 [astro-ph.IM].
- M. Betancourt, arXiv e-prints, arXiv:1701.02434 (2017), arXiv:1701.02434 [stat.ME].
- D. P. Kingma and J. Ba, “Adam: A method for stochastic optimization,” (2017), arXiv:1412.6980 [cs.LG].
- M. Hoffman, D. M. Blei, C. Wang, and J. Paisley, “Stochastic variational inference,” (2013), arXiv:1206.7051 [stat.ML].
- A. Kucukelbir, D. Tran, R. Ranganath, A. Gelman, and D. M. Blei, “Automatic differentiation variational inference,” (2016), arXiv:1603.00788 [stat.ML].
- T. Currie, N. J. Kasdin, T. D. Groff, J. Lozi, N. Jovanovic, O. Guyon, T. Brandt, F. Martinache, J. Chilcote, N. Skaf, J. Kuhn, P. Pathak, and T. Kudo, **130**, 044505 (2018), arXiv:1801.09760 [astro-ph.IM].
- J. Milli, M. Kasper, P. Bourget, C. Pannetier, D. Mouillet, J. F. Sauvage, C. Reyes, T. Fusco, F. Cantalloube, K. Tristam, Z. Wahhaj, J. L. Beuzit, J. H. Girard, D. Mawet, A. Telle, A. Vigan, and M. N’Diaye, in *Adaptive Optics Systems VI*, Society of Photo-Optical Instrumentation Engineers (SPIE) Conference Series, Vol. 10703, edited by L. M. Close, L. Schreiber, and D. Schmidt (2018) p. 107032A, arXiv:1806.05370 [astro-ph.IM].
- C. R. Harris, K. J. Millman, S. J. van der Walt, R. Gommers, P. Virtanen, D. Cournapeau, E. Wieser, J. Taylor, S. Berg, N. J. Smith, R. Kern, M. Picus, S. Hoyer, M. H. van Kerkwijk, M. Brett, A. Haldane, J. F. del Río, M. Wiebe, P. Peterson, P. Gérard-Marchant, K. Sheppard, T. Reddy, W. Weckesser, H. Abbasi, C. Gohlke, and T. E. Oliphant, *Nature* **585**, 357 (2020).
- J. D. Hunter, *Computing In Science & Engineering* **9**, 90 (2007).
- D. Phan, N. Pradhan, and M. Jankowiak, arXiv e-prints, arXiv:1912.11554 (2019), arXiv:1912.11554 [stat.ML].
- P. Kidger and C. Garcia, *Differentiable Programming workshop at Neural Information Processing Systems 2021* (2021).
- M. Hessel, D. Budden, F. Viola, M. Rosca, E. Sezener, and T. Hennigan, “Optax: composable gradient transformation and optimisation, in jax!” (2020).
- S. R. Hinton, *The Journal of Open Source Software* **1**, 00045 (2016).

This paper was built using the Open Journal of Astrophysics L^AT_EX template. The OJA is a journal which provides fast and easy peer review for new papers in the **astro-ph** section of the arXiv, making the reviewing process simpler for authors and referees alike. Learn more at <http://astro.theoj.org>.