

ptt5-v2: A Closer Look at Continued Pretraining of T5 Models for the Portuguese Language

Marcos Piau, Roberto Lotufo, and Rodrigo Nogueira

School of Electrical and Computing Engineering,
State University of Campinas (UNICAMP)

Abstract

Despite advancements in Natural Language Processing (NLP) and the growing availability of pretrained models, the English language remains the primary focus of model development. Continued pretraining on language-specific corpora provides a practical solution for adapting models to other languages. However, the impact of different pretraining settings on downstream tasks remains underexplored. This work introduces `ptt5-v2`, investigating the continued pretraining of T5 models for Portuguese. We first develop a baseline set of settings and pretrain models with sizes up to 3B parameters. Finetuning on three Portuguese downstream tasks (assin2 STS, assin2 RTE, and TweetSentBR) yields SOTA results on the latter two. We then explore the effects of different pretraining configurations, including quality filters, optimization strategies, and multi-epoch pretraining. Perhaps surprisingly, their impact remains subtle compared to our baseline. We release the `ptt5-v2` pretrained checkpoints and the finetuned MonoT5 rerankers on HuggingFace.¹

²

1 Introduction

Transformer-based pretrained language models have established themselves as the core paradigm in the field of Natural Language Processing (NLP). Starting with the advent of BERT [11], which popularized the “pretrain, then fine-tune” approach and the use of the transformer architecture itself, these models acquire a general-purpose language representation by unsupervised pretraining on extensive corpora of unlabeled text. The dynamics of the pretraining process had been studied in depth by many works, like Raffel et al. [32], that introduced T5, and scaled up models to billions of parameters and set new SOTAs across many tasks. The trend towards increasing model sizes and datasets to improve performance motivated studies like Kaplan et al. [22] on scaling laws and Hoffmann et al. [17], who demonstrated the importance of training data size relative to model size for compute-optimal training regimes;

¹<https://huggingface.co/collections/unicamp-dl/ptt5-v2-666538a650188ba00aa8d2d0>

²<https://huggingface.co/collections/unicamp-dl/monoptt5-66653981877df3ea727f720d>

more recently work from Gadre et al. [13] specifically examined the influence of extended pretraining on downstream task performance.

Despite the extensive study of pretraining dynamics, the focus has predominantly been on English, leaving non-English languages less explored. Continued pretraining presents a strategic approach to adapting these models to additional languages and domains using significantly less data and computational resources than training from scratch. This method involves further pretraining on language-specific corpora, which has been shown to substantially enhance model performance on downstream tasks in the target language [30, 5, 24, 4, 40, 10]. However, there is a lack of detailed investigations into how different settings during the continued pretraining phase influence on downstream tasks performance, with most studies merely aiming for benchmark-leading results without a thorough examination of the underlying factors.

In this work, we study the continued pretraining of T5 models for the Portuguese language, analyzing the impact of various settings on downstream task performance. Rather than solely focusing on achieving state-of-the-art results, our study also investigates how factors like model size, optimization schedules, and the application of quality filters in the pretraining dataset affect the performance. We continue the pretraining of Google’s T5 with up to 3 billion parameters on Portuguese texts. By experimenting with different configurations in the pretraining stage, we observe nuanced effects on downstream tasks, with some settings only marginally outperforming the baselines. Our findings also suggest that while continued pretraining enhances model capabilities, the increments in performance diminish as model size increases.

T5 models [32] demonstrate adaptability across various natural language processing (NLP) tasks due to their encoder-decoder architecture. This structure enables them to process text for both understanding and generation, providing an advantage over encoder-only models like BERT. While not the focus of this work, T5’s adaptability to instruction-based fine-tuning, as seen in FLAN-T5 [7], also enables effective zero-shot and few-shot applications. These factors, combined with the scarcity of Portuguese pretrained encoder-decoder models, motivate our choice to continue the investigation the T5 architecture in this study.

2 Related Work

The T5 model [32] is an encoder-decoder transformer, and one of its main innovations was to cast all tasks into a text-to-text format, allowing for a unified approach; scaling up models to 11B parameters, they consolidated the transfer learning approach, setting new SOTAs for GLUE [44], SuperGLUE [43], CNN/Daily Mail [16] benchmarks. It was pretrained using the “span corruption” objective over the C4 (“Colossal Clean Crawled Corpus”) dataset, where random consecutive spans in the input are replaced by special mask tokens, and the model is trained to predict these corrupted tokens (models with up to 11B parameters). Building upon this foundation, mT5 [46] extended the T5 framework to multilingual settings, having been pretrained on mC4, a multilingual dataset covering 101 languages (models up to 13B parameters). PTT5

[5] further adapted T5 for Portuguese by continuing the pretraining of T5 models on the BrWac dataset [42]. This approach led to significant improvements in downstream Portuguese language tasks, which were further enhanced by a Portuguese tokenizer. For clarity, we’ll refer to the work of Carmo et al. as `ptt5-v1`. Other notable international adaptations of T5/mT5 include `it5` [38] (Italian), `AfriTeVa` [21] (low-resource African languages), `AraT5` [28] (Arabic), and `plT5` [6] (Polish).

Bertimbau [40], a popular adaptation of the BERT encoder model, remains influential within Portuguese language modeling. Others exploring encoder architectures include `Albertina` [35], `DeBERTinha` [4], the work of Gomes et al. [15] (which pretrains a Roberta model), and de Moraes et al. [27]. Reflecting a broader trend, numerous recent Portuguese models prioritize decoder-only architectures, such as `Sabiá` [30], `Glória` [26], `Bode` [14], `Cabrita` [24], and `Gervásio` [37]. In the encoder-decoder space, the work of Carmo et al. (`ptt5-v1`) explored adapting T5 models for Portuguese. Beyond generic Portuguese models, several works specialize in custom domains: de Barros et al. [2] and `BERTabaporu` [9] were designed for Portuguese social media data, while `Bertaú` [12] focuses on financial language.

3 Methodology

This section describes the methodology for pretraining and evaluating our key experiments, covering the pretraining dataset, language-specific vocabulary, model architectures, optimization strategies, and finetuning and validation processes for downstream tasks.

3.1 Unsupervised continued pretraining

As the pretraining data, we utilized the Portuguese segment of the `mC4` dataset (hereafter referred to as `mC4-pt`), comprising approximately 524 GB of uncompressed text across 169 million documents. This dataset is significantly larger than the one used for the pretraining of `ptt5-v1` models, which originated from the BrWac dataset [42] and consisted of around 15 GB of text from 7.4 million documents after preprocessing.

We adopted the Portuguese language vocabulary from `ptt5-v1`. This SentencePiece Unigram tokenizer [23], comprising 32,000 tokens, was trained over a corpus of 2 million documents from the Portuguese Wikipedia. This vocabulary shares the same number of tokens and control tokens as T5, facilitating the direct use of Google’s model checkpoints.

As the pretraining objective, the span corruption task was employed, utilizing batches of 128 sequences of 512 tokens (65,536 tokens) - a methodology consistent with the baseline experiment by Raffel et al. [32]. Adafactor optimizer [39] with a constant learning rate of 0.001 and cross-entropy as loss was used during the entire pretraining process. Using these experimental settings, we started from Google’s original checkpoints with sizes from `t5-small` (60M parameters) up to `t5-3B` (3B parameters), and performed a complete epoch of continued pretraining over the `mC4-pt` dataset. Considering these settings,

a single epoch over the mC4-pt dataset comprises approximately 1,764,515 iterations. Additional pretraining experiments are detailed in Section 5.1.

Both pretraining and finetuning experiments utilized TPUv2-8 and TPUv3-8 devices, leveraging `t5` [32] and `seqio` [34] frameworks.

3.2 Supervised finetuning on downstream tasks

To assess the impact of our pretraining on the ASSIN2 RTE, ASSIN2 STS and TweetSentBR tasks, we finetuned the pretrained models over 100 epochs with batches of 128 sequences and a maximum length of 512 tokens, using Adafactor with a constant learning rate of 0.001 as the optimizer. The model checkpoint yielding the best performance on the validation set was selected for testing, and greedy decoding was utilized as the decoding method. Because the TweetSentBr lacks a validation set, we reserved 10% of the training data for validation and used the rest for training.

All tasks were approached using a text-to-text format. Specifically for the ASSIN2 STS task, which involves the prediction of continuous values in the range between 1 to 5, we adopted the strategy from Raffel et al. [32], by rounding the target scores to the nearest 0.2 increment and converting these to strings, thus framing it as a multiclass classification problem compatible with the text-to-text format. Further details about each dataset, along with examples of input and target formats, are provided in Appendix A.

To compare the quality of the new checkpoints against existing alternatives, we also use the same finetuning procedure on Google T5 and mT5 models.

3.3 MonoPTT5 Rerankers

To evaluate the adaptability of the ptt5-v2 models for information retrieval tasks, we trained MonoT5 rerankers [29] using checkpoints generated as described in Section 3.1. We named these models MonoPTT5. The training data originated from the mMARCO dataset [3], a translated version of the MS MARCO passage retrieval dataset [1], originally in English, to 13 languages, including Portuguese. We created a bilingual Portuguese-English training dataset by randomly assigning one of the two languages to each training triplet (query, positive passage, negative passage), which were then split into (query, passage) pairs. This approach, known as “translate-train” [8, 46, 19], leverages synthetic data augmentation by integrating machine translations with original text data to substantially expand the available training material in the target language. Prior research [3, 36, 8] has shown the effectiveness of this bilingual training strategy, motivating our adoption of this method.

We adapted the input and target format for the Portuguese language to the structure "Pergunta: {query} Documento: {document} Relevante:", assigning the tokens “Sim” for relevant passages and “Não” for non-relevant ones. The models were trained for 100k steps with batch sizes of 128 sequences and a maximum length of 512 tokens, utilizing Adafactor with a constant learning rate of 0.001 as the optimizer. Instances exceeding the maximum token length were excluded from the training dataset; these constituted approximately 0.01% of the training samples and were predominantly attributed to

noisy translation data.

The effectiveness of our rerankers was assessed in Portuguese datasets under two conditions: in-domain and zero-shot. The in-domain condition utilized the “small dev” set of queries from the mMARCO-pt dataset, comprising 6,980 queries. For the zero-shot condition, we employed the Portuguese subset of the mRobust dataset, consisting of 249 annotated queries. Initially, we used BM25 to generate an initial set of relevant documents³. These documents were subsequently reranked using our finetuned MonoPTT5 models. Due to the longer length of documents in the mRobust dataset, direct reranking could result in truncation. To mitigate this, documents retrieved by BM25 were segmented into sliding sentence windows using a Spacy [18] sentencizer pipeline, with a maximum length of 8 and a stride of 4 sentences. Given the significant computational resources required for training these rerankers, we focused exclusively on models based on the main `ptt5-v2` checkpoints.

4 Main Results

Table 1 shows the results on the downstream tasks considered. In the ASSIN2 RTE task, our 3B sets a new SOTA, surpassing the current one by 0.61 F1-macro points. For the TweetSentBR dataset, we achieved better performance than current finetuned SOTAs with `ptt5-v2-large` and `ptt5-v2-3B`, by 0.52 and 1.54 F1-macro points, respectively, but our results are worse when comparing to GPT-4. We highlight that our `ptt5-v2` were trained exclusively on each task training data using the text-to-text framework without any data augmentation or adaptation to the model’s architecture, unlike the works of [2] and [36], which held the SOTA for TweetSentBR and ASSIN2 RTE. In the ASSIN2 STS task, our models did not surpass the current SOTA; regardless, `ptt5-v2` still shows better performance than mT5 and T5 models with approximate sizes, and this is also the only task where a smaller `ptt5-v2` model (`ptt5-v2-large`) has better performance of a large one `ptt5-v2-3B`.

In addition to using individual metrics for each task, we also incorporate the Normalized Preferred Metric (NPM) [41] to facilitate the evaluation of the overall performance of a pretrained model across multiple tasks. The NPM normalizes a task’s preferred metric (e.g., F1-macro for ASSIN2 RTE), assigning a value of 0 to represent random performance and 100 to denote maximum performance. Below is the equation used to calculating the NPM for a given model and set N of tasks:

$$\text{NPM} = \frac{100}{N} \sum_{i=1}^N \frac{[\text{raw preferred metric}]_i - [\text{random score}]_i}{[\text{maximum score}]_i - [\text{random score}]_i} \quad (1)$$

Given that MonoPTT5 rerankers were exclusively trained starting from `ptt5-v2` pretrained checkpoints, retrieval tasks were excluded from this evaluation. Therefore, we only considered ASSIN2 RTE, ASSIN2 STS, and TweetSentBR tasks. For each model, we calculate its aggregate performance by first

³All applications of BM25 in this work use Pyserini’s implementation [25] with default parameters $k_1 = 0.9$ and $b = 0.4$

Model	Parameters	Binary classification		Regression	Multiclass classification	←	Retrieval	
		ASSIN2 RTE		ASSIN2 STS	TweetSentBR	←	mMARCO-pt	mRobust-pt
		F1-macro		Pearson	F1-macro	NPM	RR@10	nDCG@20
<i>T5</i>								
t5-small	60M	83.66	0.738	62.14	61.71	-	-	-
t5-base	220M	85.80	0.764	65.43	65.63	-	-	-
t5-large	770M	88.91	0.790	68.22	69.95	-	-	-
t5-3B	3B	90.78	0.827	72.58	74.56	-	-	-
<i>mT5</i>								
mt5-small	300M	75.36	0.688	61.81	54.35	-	-	-
mt5-base	580M	79.39	0.749	70.76	63.46	-	-	-
mt5-large	1.2B	88.25	0.753	61.11	64.76	-	-	-
mt5-xl	3.7B	91.81	0.827	77.05	77.45	-	-	-
<i>ptt5-v2</i>								
ptt5-v2-small	60M	87.14	0.782	70.99	69.86	0.273	0.344	-
ptt5-v2-base	220M	88.36	0.814	73.20	72.82	0.311	0.384	-
ptt5-v2-large	770M	91.73	0.839	76.78	77.68	0.315	0.462	-
ptt5-v2-3B	3B	92.68	0.829	77.80	78.48	0.332	0.512	-
Supervised SOTA	-	92.07 [36]	0.868 [35]	76.26 [2]	-	0.306 [36]	0.391 [20]	-
<i>Few shot baselines from [30]</i>								
GPT-4	-	90.96	0.776	82.40	-	-	-	-
GPT-3.5-turbo	-	88.28	0.664	74.39	-	-	-	-

Table 1: Main results after finetuning. For supervised SOTAs, model sizes are as follows: [36] (335M), [35] (900M), [2] (110M), [36], and [20] (580M). NPM results exclude retrieval tasks.

determining the NPM for each task and then computing the average of these values.

Our **ptt5-v2** models have higher NPM values than T5 and mT5 models with considerably more parameters: for example, **ptt5-v2-base** is only surpassed by **t5-3B** ($\sim 13.6x$ larger) and **t5-xl** ($\sim 16.81x$ larger); this performance gap, however, is more pronounced in smaller models, narrowing as model size increases. A similar result was also observed by Xue et al. [46], which analyzed the performance of T5 and mT5 models performance on the SQuAD benchmark [33], observing a performance gap between **t5-small** and **t5-base** vs mT5 models of equivalent sizes, which is diminished starting from **t5-large**. This performance gap observed on smaller model sizes is advantageous when we consider environments constrained by computational resources, increasing the maximum attainable level of performance; additionally, a language-specific tokenizer reduces text splitting into fewer tokens, leading to lower latency and the potential to accommodate more text within the same maximum token context window. Interestingly, mT5 models tend to show lower NPM values, except in the 3 billion parameter range, where they slightly outperform T5 models.

For the retrieval tasks, our MonoPTT5 rerankers were able to set new SOTAs for both mMARCO-pt and mRobust-pt. For the mMARCO-pt dataset, models starting from **t5-base** size were able to surpass the current SOTA; the 3 billion parameters reranker obtained a gain of +0.02 points of MRR@10. In the mRobust-pt, our large and 3B rerankers surpassed the current SOTA by +0.071 and +0.12 in terms of nDCG@20, respectively. A more in-depth analysis of the retrieval tasks is conducted on section 5.2.

5 Ablations

5.1 Additional pretraining experiments

This sections includes pretraining experiments additional to those described in 3.1.

Comparison with ptt5-v1: Given the title of our work, a pertinent question arises: *How do ptt5-v2 models compare with our initial work in ptt5-v1?* A few key differences exist in the pretraining of ptt5-v1. Notably, it utilized BrWac, a considerably smaller dataset, and a slightly different pretraining objective (denoising, where some input tokens are masked and the model is trained to predict the original text, rather than span corruption). Additionally, ptt5-v1 employed models ranging from t5-small to t5-large with an Adafactor optimizer using a learning rate of 0.003 (threefold larger than our setting). ptt5-v1 also explored both T5’s original English vocabulary and a Portuguese language-specific tokenizer. In contrast, ptt5-v2 exclusively uses the latter.

To ensure a fair comparison, we finetuned the ptt5-v1 checkpoints following the methodology outlined in section 3.2. Figure 1 presents the NPM values for both ptt5-v1 and ptt5-v2, alongside comparisons to mT5 and T5 models. The data corroborates the enhancements achievable through monolingual pretraining on the target language, which is further augmented by employing a dedicated tokenizer. In comparison between the two ptt5 iterations, a performance disparity favoring ptt5-v2 is apparent for the small and large sizes, with the largest gap observed for large; however, models of the base size exhibit marginally superior performance in the ptt5-v1 variant. Surprisingly, mT5’s performance lags behind all other models, including the monolingual English T5, except in the 3B parameter range, where it closely matches ptt5-v2 and surpasses T5.

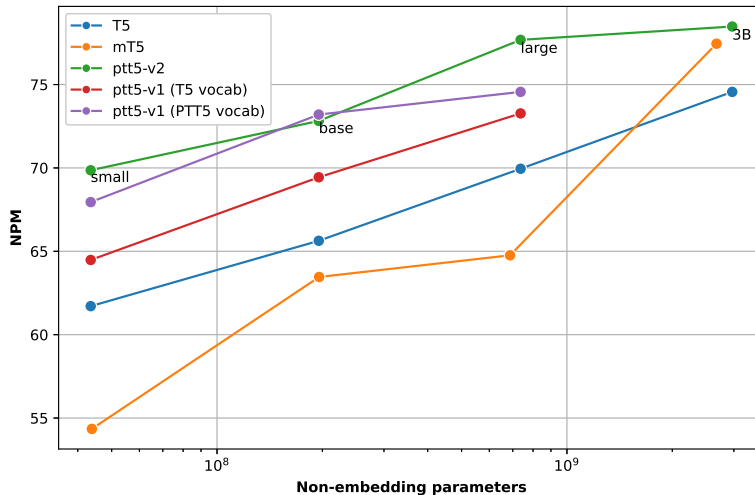


Figure 1: NPM vs parameters for varying T5 configurations.

Quality filters: In our primary experiments, we utilized the entire mC4-

pt dataset in the pretraining phase. In this additional experiment, we consider the MassiveText quality filters [31], to investigate the impact of this filtering process on downstream tasks; applying these filters to mC4-pt decreases the number of training tokens by approximately 30%. This experiment was restricted to the models of **t5-base** size, keeping the same batch size and optimization strategy used in the main experiments. Figure 2 shows the effect of using MassiveText’s quality filters on the downstream tasks performance, measured in terms of NPM. The pretraining using the filtered shows an upward trend that doesn’t saturate up the considered duration of 1 mC4-pt epoch. It’s important to highlight that 1 epoch in the filtered dataset has less steps than the full dataset, so at 1 full dataset epoch, data is repeated for the filtered dataset. Despite the upward trend favoring the filtered dataset pretraining, the difference in terms of NPM is small at the 1 epoch mark.

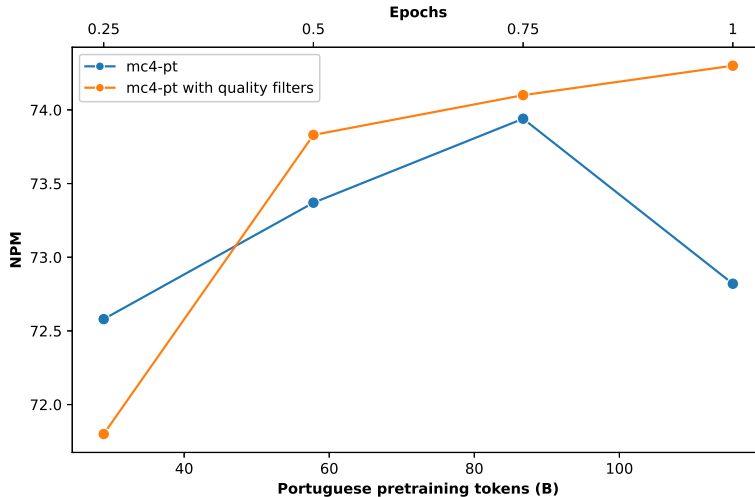


Figure 2: Effect of using quality filters on mC4-pt. Epochs are relative to mC4-pt.

Pretraining optimization strategy: In our exploration of optimization strategies, we initially employed Adafactor with a constant learning rate. This ablation extends our investigation to the “inverse square root” learning rate schedule, as utilized by [32] in their final pretraining experiments. This learning rate schedule computes the rate as $\frac{1}{\sqrt{\max(n,k)}}$, where n represents the current step, and k is the number of warm-up steps. Raffel et al. [32] used $k = 10,000$, which sets the learning rate of 0.01 for the initial 10k steps, subsequently decreasing exponentially. The learning rate at the end of the pretraining, which consisted of around 1 million steps, was close to 0.001, the same one used during the finetuning. Figure 3 illustrates the difference between these optimization strategies.

Attempting to closely mirror the T5 pretraining recipe, we applied this identical schedule in our preliminary experiments. However, we observed a rapid overshoot in the training losses for **t5-large t5-3B** within hours; adjusting n only delayed the overshoot without averting it. Transitioning to

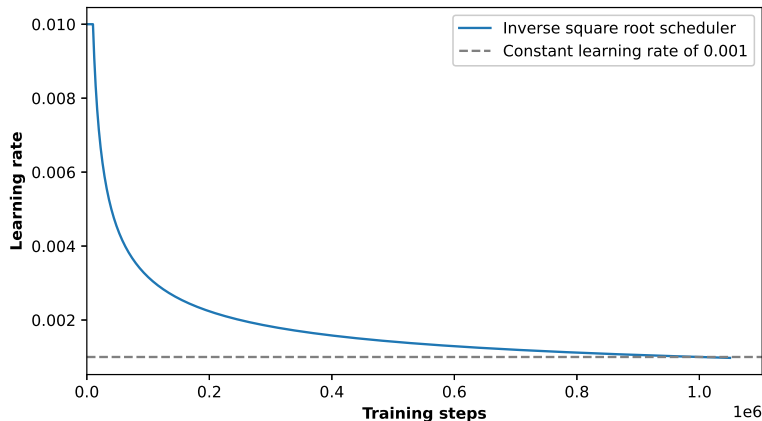


Figure 3: Learning rate schedules: Constant vs. inverse square root scheduler as a function of training steps.

a constant learning rate of 0.001 solved the overshoot issue, leading to stable pretraining loss across all model sizes and simplifying our experimental setup. Because overshoot was observed only in the larger models, and also given the computational costs associated with pretraining the larger models, we performed additional pretraining experiments with “inverse square root” scheduler for `t5-small` and `t5-base` models only.

Number of pretraining epochs: In the primary set of experiments, the `mC4-pt` dataset was fully utilized for pretraining over one epoch. To explore the influence of the number of pretraining epochs on downstream task performance, we conducted experiments over various epochs, including partial epochs (0.25, 0.5, and 0.75 of an epoch). Considering the significant time and computational resources required for extended pretraining, especially with larger models, we limited the pretraining of the `t5-large` model to 2 epochs and the `t5-3B` model to a single epoch. The reduced epoch duration for the `t5-small` and `t5-base` models enabled more extensive pretraining periods for these configurations.

In Figure 4, the NPM values for `t5-base` are shown with the constant and the inverse square root scheduler, across a varying number of pretraining epochs. It is observed that there is a difference between these two optimization strategies: the inverse square root scheduler has the advantage for up to 2 epochs; afterwards, the constant learning rate takes the upper hand, and by the last epoch considered, they reach the same value. An increasing trend in the values of NPM is also noted for more epochs.

5.2 MonoPTT5 Rerankers

The information retrieval tasks reported in 1 represents the performance of our MonoPTT5 experiments, developed with the methodology describe in 3.3; in this section we also report the results for other approaches, including BM25, and dense retrieval using `multilingual-e5` [45] models. The dense models are used as a single stage retrieval system without reranking; dense indexing and

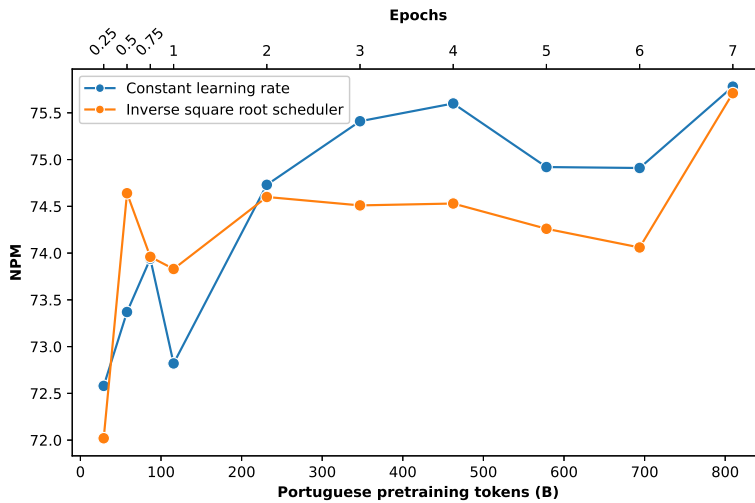


Figure 4: Effect of scheduler used during pretraining. Epochs are relative to mC4-pt.

retrieval is performed with A100 and V100 GPUs on Google Colab, leveraging the Pyserini framework. For mRobust-pt, which contain longer documents, we mitigate document truncation by using the same splitting strategy described in the section 3.3, using the maximum score among the document segments as the document score.

Figures 5 and 6 are used to illustrate the discussion presented in this section. Results in Table 1 only shows the effectiveness in each retrieval task of our MonoPTT5 models and the SOTA competitors. For the in-domain retrieval task, the mMarco-pt dataset, we note that BM25 is easily surpassed by all alternatives considered, and the effectiveness figures for MonoPTT5 rerankers and multilingual-e5 models are similar when consider the size range in common, and MonoPTT5 rerankers effectiveness is above SOTA starting from models of size `t5-base`. For mRobust-pt, representing a zero-shot setting, BM25 is only surpassed by the mT5 reranker from Jeronymo et al. [20], and MonoPTT5 models starting from `t5-base` size.

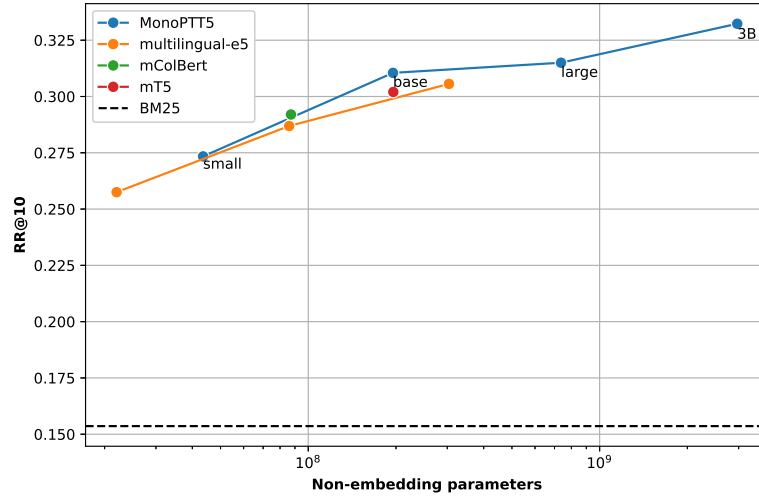


Figure 5: Retrieval results on mMarco-pt. mColbert and mT5 values are from Bonifacio et al. [3]. Total size excludes embedding parameters.

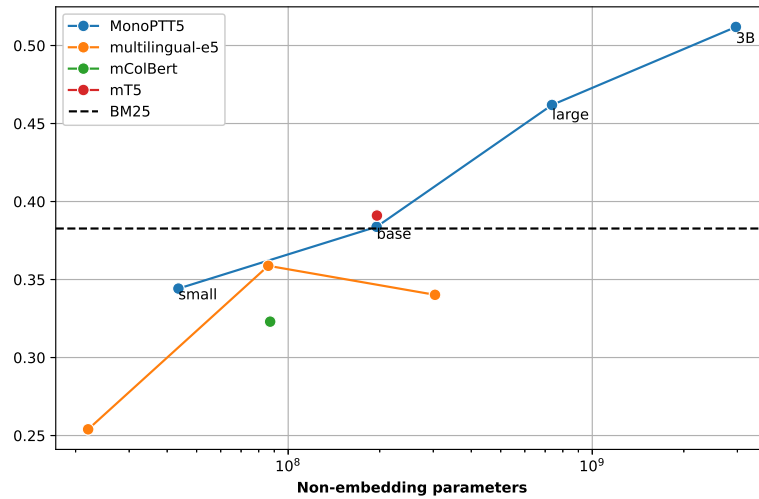


Figure 6: Retrieval results on mRobust-pt. mColbert and mT5 values are from Jeronymo et al. [20]. Total size excludes embedding parameters.

6 Conclusion

In this study, we introduced `ptt5-v2`, exploring the continued pretraining of T5 models for the Portuguese language. We pretrained T5 models using a Portuguese language tokenizer, over a Portuguese language corpus. The finetuned models achieved SOTA on ASSIN2 RTE and TweetSentBr datasets, two of the three downstream tasks considered. Additionally, we applied these pretrained checkpoints to develop MonoT5 rerankers customized for the Portuguese language, achieving top performance on the mMARCO-pt and mRobust-pt datasets. Our main results supports the evidence of a performance gap favoring monolingual models over English-focused and multilingual models, a gap that narrows as model capacity increases. This underscores the importance of language-specific pretraining, and our analysis of pretraining settings suggests that while data filtering, optimization strategies, and pretraining duration can offer incremental improvements, the overall effects were limited in comparison to our baseline settings and the core pretraining recipe remained robust.

Acknowledgements

We thank Google for the TPU grant through the TRC program.

References

- [1] Payal Bajaj, Daniel Campos, Nick Craswell, et al. *MS MARCO: A Human Generated Machine Reading Comprehension Dataset*. 2018. arXiv: 1611.09268 [cs.CL].
- [2] Tiago Martinho de Barros, Helio Pedrini, and Zanoni Dias. “Leveraging emoji to improve sentiment classification of tweets”. In: *Proceedings of the 36th Annual ACM Symposium on Applied Computing*. SAC ’21. Virtual Event, Republic of Korea: Association for Computing Machinery, 2021, pp. 845–852. ISBN: 9781450381048. DOI: 10.1145/3412841.3441960. URL: <https://doi.org/10.1145/3412841.3441960>.
- [3] Luiz Bonifacio, Vitor Jeronymo, Hugo Queiroz Abonizio, et al. *mMARCO: A Multilingual Version of the MS MARCO Passage Ranking Dataset*. 2022. arXiv: 2108.13897 [cs.CL].
- [4] Israel Campiotti, Matheus Rodrigues, Yuri Albuquerque, et al. *DeBERTinha: A Multistep Approach to Adapt DeBERTaV3 XSmall for Brazilian Portuguese Natural Language Processing Task*. 2023. arXiv: 2309.16844 [cs.CL].
- [5] Diedre Carmo, Marcos Piau, Israel Campiotti, et al. *PTT5: Pretraining and validating the T5 model on Brazilian Portuguese data*. 2020. arXiv: 2008.09144 [cs.CL].
- [6] Aleksandra Chrabrowa, Łukasz Dragan, Karol Grzegorzczak, et al. *Evaluation of Transfer Learning for Polish with a Text-to-Text Model*. 2022. arXiv: 2205.08808 [cs.CL].
- [7] Hyung Won Chung, Le Hou, Shayne Longpre, et al. *Scaling Instruction-Finetuned Language Models*. 2022. arXiv: 2210.11416 [cs.LG].

- [8] Alexis Conneau, Kartikay Khandelwal, Naman Goyal, et al. *Unsupervised Cross-lingual Representation Learning at Scale*. 2020. arXiv: 1911.02116 [cs.CL].
- [9] Pablo Botton Costa, Matheus Camasmie Pavan, Wesley Ramos Santos, et al. “BERTabaporu: Assessing a Genre-Specific Language Model for Portuguese NLP”. In: *Proceedings of the 14th International Conference on Recent Advances in Natural Language Processing*. Ed. by Ruslan Mitkov and Galia Angelova. Varna, Bulgaria: INCOMA Ltd., Shoumen, Bulgaria, Sept. 2023, pp. 217–223. URL: <https://aclanthology.org/2023.ranlp-1.24>.
- [10] Yiming Cui, Ziqing Yang, and Xin Yao. *Efficient and Effective Text Encoding for Chinese LLaMA and Alpaca*. 2024. arXiv: 2304.08177 [cs.CL].
- [11] Jacob Devlin, Ming-Wei Chang, Kenton Lee, and Kristina Toutanova. *BERT: Pre-training of Deep Bidirectional Transformers for Language Understanding*. 2019. arXiv: 1810.04805 [cs.CL].
- [12] Paulo Finardi, José Dié Viegas, Gustavo T. Ferreira, et al. *BERTaú: Itaú BERT for digital customer service*. 2021. arXiv: 2101.12015 [cs.CL].
- [13] Samir Yitzhak Gadre, Georgios Smyrnis, Vaishal Shankar, et al. *Language models scale reliably with over-training and on downstream tasks*. 2024. arXiv: 2403.08540 [cs.CL].
- [14] Gabriel Lino Garcia, Pedro Henrique Paiola, Luis Henrique Morelli, et al. *Introducing Bode: A Fine-Tuned Large Language Model for Portuguese Prompt-Based Task*. 2024. arXiv: 2401.02909 [cs.CL].
- [15] Juliana Resplande Santanna Gomes, Eduardo Augusto Santos Garcia, Adalberto Ferreira Barbosa Junior, et al. *Deep Learning Brasil at ABSAPT 2022: Portuguese Transformer Ensemble Approaches*. 2023. arXiv: 2311.05051 [cs.CL].
- [16] Karl Moritz Hermann, Tomáš Kočiský, Edward Grefenstette, et al. *Teaching Machines to Read and Comprehend*. 2015. arXiv: 1506.03340 [cs.CL].
- [17] Jordan Hoffmann, Sebastian Borgeaud, Arthur Mensch, et al. *Training Compute-Optimal Large Language Models*. 2022. arXiv: 2203.15556 [cs.CL].
- [18] Matthew Honnibal, Ines Montani, Sofie Van Landeghem, and Adriane Boyd. “spaCy: Industrial-strength Natural Language Processing in Python”. In: (2020). DOI: 10.5281/zenodo.1212303.
- [19] Junjie Hu, Sebastian Ruder, Aditya Siddhant, et al. *XTREME: A Massively Multilingual Multi-task Benchmark for Evaluating Cross-lingual Generalization*. 2020. arXiv: 2003.11080 [cs.CL].
- [20] Vitor Jeronymo, Mauricio Nascimento, Roberto Lotufo, and Rodrigo Nogueira. *mRobust04: A Multilingual Version of the TREC Robust 2004 Benchmark*. 2022. arXiv: 2209.13738 [cs.CL].

- [21] Odunayo Jude Ogundepo, Akintunde Oladipo, Mofetoluwa Adeyemi, et al. “AfriTeVA: Extending ?Small Data? Pretraining Approaches to Sequence-to-Sequence Models”. In: *Proceedings of the Third Workshop on Deep Learning for Low-Resource Natural Language Processing*. Ed. by Colin Cherry, Angela Fan, George Foster, et al. Hybrid: Association for Computational Linguistics, July 2022, pp. 126–135. DOI: 10.18653/v1/2022.deeplo-1.14. URL: <https://aclanthology.org/2022.deeplo-1.14>.
- [22] Jared Kaplan, Sam McCandlish, Tom Henighan, et al. *Scaling Laws for Neural Language Models*. 2020. arXiv: 2001.08361 [cs.LG].
- [23] Taku Kudo and John Richardson. “Sentencepiece: A simple and language independent subword tokenizer and detokenizer for neural text processing”. In: *arXiv preprint arXiv:1808.06226* (2018).
- [24] Celio Larcher, Marcos Piau, Paulo Finardi, et al. *Cabrita: closing the gap for foreign languages*. 2023. arXiv: 2308.11878 [cs.CL].
- [25] Jimmy Lin, Xueguang Ma, Sheng-Chieh Lin, et al. “Pyserini: A Python Toolkit for Reproducible Information Retrieval Research with Sparse and Dense Representations”. In: *Proceedings of the 44th Annual International ACM SIGIR Conference on Research and Development in Information Retrieval (SIGIR 2021)*. 2021, pp. 2356–2362.
- [26] Ricardo Lopes, João Magalhães, and David Semedo. *Glória – A Generative and Open Large Language Model for Portuguese*. 2024. arXiv: 2402.12969 [cs.CL].
- [27] Leonardo P de Moraes, Anderson da Silva Soares, Vinicius da CM Borges, et al. “Sub-language Sentiment Analysis in WhatsApp Domain with Deep Learning Approaches”. In: *Revista de Sistemas de Informação da FSMA 31* (2023), pp. 32–47.
- [28] El Moatez Billah Nagoudi, AbdelRahim Elmadany, and Muhammad Abdul-Mageed. *AraT5: Text-to-Text Transformers for Arabic Language Generation*. 2022. arXiv: 2109.12068 [cs.CL].
- [29] Rodrigo Nogueira, Zhiying Jiang, Ronak Pradeep, and Jimmy Lin. “Document Ranking with a Pretrained Sequence-to-Sequence Model”. In: *Findings of the Association for Computational Linguistics: EMNLP 2020*. Ed. by Trevor Cohn, Yulan He, and Yang Liu. Online: Association for Computational Linguistics, Nov. 2020, pp. 708–718. DOI: 10.18653/v1/2020.findings-emnlp.6. URL: <https://aclanthology.org/2020.findings-emnlp.6>.
- [30] Ramon Pires, Hugo Abonizio, Thales Sales Almeida, and Rodrigo Nogueira. “Sabiá: Portuguese Large Language Models”. In: *Lecture Notes in Computer Science*. Springer Nature Switzerland, 2023, pp. 226–240. ISBN: 9783031453922. DOI: 10.1007/978-3-031-45392-2_15. URL: http://dx.doi.org/10.1007/9783031453922_15.
- [31] Jack W. Rae, Sebastian Borgeaud, Trevor Cai, et al. *Scaling Language Models: Methods, Analysis & Insights from Training Gopher*. 2022. arXiv: 2112.11446 [cs.CL].
- [32] Colin Raffel, Noam Shazeer, Adam Roberts, et al. “Exploring the limits of transfer learning with a unified text-to-text transformer”. In: *arXiv preprint arXiv:1910.10683* (2019).

- [33] Pranav Rajpurkar, Jian Zhang, Konstantin Lopyrev, and Percy Liang. *SQuAD: 100,000+ Questions for Machine Comprehension of Text*. 2016. arXiv: 1606.05250 [cs.CL].
- [34] Adam Roberts, Hyung Won Chung, Anselm Levskaya, et al. *Scaling Up Models and Data with t5x and seqio*. 2022. arXiv: 2203.17189 [cs.LG].
- [35] João Rodrigues, Luís Gomes, João Silva, et al. *Advancing Neural Encoding of Portuguese with Transformer Albertina PT-**. 2023. arXiv: 2305.06721 [cs.CL].
- [36] Guilherme Moraes Rosa, Luiz Henrique Bonifacio, Leandro Rodrigues de Souza, et al. *A cost-benefit analysis of cross-lingual transfer methods*. 2021. arXiv: 2105.06813 [cs.CL].
- [37] Rodrigo Santos, João Silva, Luís Gomes, et al. *Advancing Generative AI for Portuguese with Open Decoder Gervásio PT**. 2024. arXiv: 2402.18766 [cs.CL].
- [38] Gabriele Sarti and Malvina Nissim. *IT5: Large-scale Text-to-text Pre-training for Italian Language Understanding and Generation*. 2022. arXiv: 2203.03759 [cs.CL].
- [39] Noam Shazeer and Mitchell Stern. *Adafactor: Adaptive Learning Rates with Sublinear Memory Cost*. 2018. arXiv: 1804.04235 [cs.LG].
- [40] Fábio Souza, Rodrigo Nogueira, and Roberto Lotufo. “BERTimbau: Pre-trained BERT Models for Brazilian Portuguese”. In: *Intelligent Systems*. Ed. by Ricardo Cerri and Ronaldo C. Prati. Cham: Springer International Publishing, 2020, pp. 403–417. ISBN: 978-3-030-61377-8.
- [41] Aarohi Srivastava, Abhinav Rastogi, Abhishek Rao, et al. *Beyond the Imitation Game: Quantifying and extrapolating the capabilities of language models*. 2023. arXiv: 2206.04615 [cs.CL].
- [42] Jorge A Wagner Filho, Rodrigo Wilkens, Marco Idiart, and Aline Villavicencio. “The brwac corpus: A new open resource for brazilian portuguese”. In: *Proceedings of the Eleventh International Conference on Language Resources and Evaluation (LREC 2018)*. 2018.
- [43] Alex Wang, Yada Pruksachatkun, Nikita Nangia, et al. *SuperGLUE: A Stickier Benchmark for General-Purpose Language Understanding Systems*. 2020. arXiv: 1905.00537 [cs.CL].
- [44] Alex Wang, Amanpreet Singh, Julian Michael, et al. *GLUE: A Multi-Task Benchmark and Analysis Platform for Natural Language Understanding*. 2019. arXiv: 1804.07461 [cs.CL].
- [45] Liang Wang, Nan Yang, Xiaolong Huang, et al. *Multilingual E5 Text Embeddings: A Technical Report*. 2024. arXiv: 2402.05672 [cs.CL].
- [46] Linting Xue, Noah Constant, Adam Roberts, et al. *mT5: A massively multilingual pre-trained text-to-text transformer*. 2021. arXiv: 2010.11934 [cs.CL].

A Downstream tasks datasets

Dataset	Task	Preferred metric	Train/validation/test examples	Random score	Possible outputs
ASSIN2 RTE	Binary classification	F1-macro	6,500/500/2,448	50	{Entailment, None}
ASSIN2 STS	Regression	Pearson	6,500/500/2,448	0	[1, 5]
TweetSentBR	Multiclass Classification (3)	F1-macro	11,525/1,281/1,982	32.4	{negativo, positivo, neutro}

Table 2: Downstream tasks datasets.

Dataset	Example inputs	Example targets
ASSIN2 RTE	assin2_rte sentence1: Uma pessoa está escovando um gato sentence2: O pelo de um gato está sendo penteado por uma pessoa	Entailment
ASSIN2 STS	assin2_stsb sentence1: Uma mulher está cortando vegetais sentence2: Uma mulher está cortando brócolis	4.2
TweetSentBR	ttsbr_neg_pos_neu_sentiment_pt: adorando esse com dr dráuzio varela	positivo

Table 3: Downstream tasks inputs and targets