

ON BOUNDARY POINTS OF MINIMAL CONTINUOUSLY HUTCHINSON INVARIANT SETS

PER ALEXANDERSSON, NILS HEMMINGSSON, DMITRY NOVIKOV, BORIS SHAPIRO,
AND GUILLAUME TAHAR

ABSTRACT. A linear differential operator $T = Q(z)\frac{d}{dz} + P(z)$ with polynomial coefficients defines a continuous family of Hutchinson operators when acting on the space of positive powers of linear forms. In this context, T has a unique minimal Hutchinson-invariant set M_{CH}^T in the complex plane. Using a geometric interpretation of its boundary in terms of envelopes of certain families of rays, we subdivide this boundary into local and global arcs (the former being portions of integral curves of the rational vector field $\frac{Q(z)}{P(z)}\partial_z$), and singular points of different types which we classify below.

The latter decomposition of the boundary of M_{CH}^T is largely determined by its intersection with the plane algebraic curve formed by the inflection points of trajectories of the field $\frac{Q(z)}{P(z)}\partial_z$. We provide an upper bound for the number of local arcs in terms of degrees of P and Q . As an application of our classification, we obtain a number of global geometric properties of minimal Hutchinson-invariant sets.

CONTENTS

1. Introduction	2
1.1. Main results	3
1.2. Organization of the paper	6
2. Preliminary results and basic properties of M_{CH}^T	7
2.1. Regularity of the minimal set	7
2.2. Extended complex plane	8
2.3. Integral curves	9
2.4. Root trails	9
2.5. Asymptotic geometry of Hutchinson invariant sets	13
3. Local analysis of the boundary of M_{CH}^T	14
3.1. Description of a tangent cone	14
3.2. Curve of inflections	16
3.3. Horns	19
4. Boundary arcs	22
4.1. The correspondences Γ and Δ	23
4.2. Support lines	23
4.3. Local arcs	24
4.4. Local connectedness of M_{CH}^T	27
4.5. Global arcs	28
4.6. Points of extruding type	32
4.7. Boundary arcs in inflection domains	32
5. Singular boundary points on the curve of inflections	33

Date: June 18, 2024.

2020 Mathematics Subject Classification. Primary 37F10, 37E35; Secondary 34C05.

Key words and phrases. Action of linear differential operators, T_{CH} -invariant subsets, minimal T_{CH} -invariant subset, rational vector fields.

5.1. Horns at points of the transverse locus	33
5.2. Points of bouncing type	34
5.3. Points of C^2 -inflection type	35
5.4. Points of C^1 -inflection type	38
5.5. Points of switch type	39
5.6. Classification of boundary points	41
5.7. Estimates concerning local and global arcs	41
5.8. Long arcs	43
6. Global geometry of minimal sets	46
6.1. Local convexity of the boundary	46
6.2. Case $\deg Q - \deg P = -1$	47
6.3. Case $\deg Q - \deg P = 0$	52
6.4. Connected components of minimal sets	54
6.5. Case $\deg Q - \deg P = 1$	54
References	58

1. INTRODUCTION

Given a linear differential operator

$$T = Q(z) \frac{d}{dz} + P(z) \tag{1.1}$$

where P, Q are polynomials that are not identically vanishing, we say that a closed subset $S \subset \mathbb{C}$ is *continuously Hutchinson invariant* for T (T_{CH} -invariant set for short) if for any $u \in S$ and any arbitrary non-negative number t , the image $T(f)$ of the function $f(z) = (z - u)^t$ either has all roots in S or vanishes identically. In [AHN+24], we have initiated the study of general topological properties of T_{CH} -invariant sets.

The main motivation for the present study that it covers an interesting and manageable special case of a more general inverse Pólya-Schur problem introduced in [ABS]. For the convenience of our readers, let us briefly recall what the Pólya-Schur problem/theory and its inverse are, see [CsCr, ABS].

The main question of the classical Pólya-Schur theory can be formulated as follows.

Problem 1.1. Given a subset $S \subset \mathbb{C}$ of the complex plane, describe the semigroup of all linear operators $T : \mathbb{C}[z] \rightarrow \mathbb{C}[z]$ sending any polynomial with roots in S to a polynomial with roots in S (or to 0).

Definition 1.2. If an operator T has the latter property, then we say that S is a *T -invariant set*, or that T *preserves* S .

So far Problem 1.1 has only been solved for the circular domains (i.e., images of the unit disk under Möbius transformations), their boundaries [BB], and more recently for strips [BCh]. Even a very similar case of the unit interval is still open at present. It seems that for a somewhat general class of subsets $S \subset \mathbb{C}$, Problem 1.1 is currently out of reach of all existing methods.

In [ABS], the following inverse problem in the Pólya-Schur theory which seems both natural and more accessible than Problem 1.1 has been proposed.

Problem 1.3. Given a linear operator $T : \mathbb{C}[x] \rightarrow \mathbb{C}[x]$, characterize all closed T -invariant subsets of the complex plane. Alternatively, find a sufficiently large class of T -invariant sets.

Paper [ABS] concentrates on the fundamental case when T is a linear finite order differential operator with polynomial coefficients and shows that under some weak assumptions on these coefficients, there exists a unique minimal T -invariant set (and its analogs when T acts on polynomials of degree greater than or equal to a given positive integer n). Many basic properties of T -invariant sets such as their convexity, compactness etc are discussed in [ABS] as well as the delicate connection of Problem 1.3 to the classical complex dynamics.

However effective criteria characterizing T -invariant sets and explicit description of the minimal T -invariant set in somewhat interesting cases are currently missing which motivated the consideration in [AHN+24] of the action of T on integer and positive powers of linear forms. This situation is still quite interesting and appears to be more tractable.

In particular, the following results have been obtained in [AHN+24]:

- provided that either P or Q is not a constant polynomial, there is a unique *minimal* continuously Hutchinson invariant set M_{CH}^T for a given operator T (in what follows we will always assume that this condition is satisfied);
- the only T_{CH} -invariant set is the whole \mathbb{C} unless $|\deg Q - \deg P| \leq 1$;
- a complete characterization of operators T for which M_{CH}^T has an empty interior has been obtained (see Section 2.1 for details).

In this paper, we will focus on operators whose minimal set M_{CH}^T has a nonempty interior.

Definition 1.4. For an operator T given by (1.1) with P and Q not vanishing identically, at each point z such that $PQ(z) \neq 0$, we define the *associated ray* $r(z)$ as the half-line $\{z + t \frac{Q(z)}{P(z)} \mid t \in \mathbb{R}^+\}$.

Remarkably, T_{CH} -invariant sets (and, in particular, the minimal one) can be characterized in terms of associated rays.

Theorem 1.5 (Theorem 3.18 in [AHN+24]). *A closed subset $S \subseteq \mathbb{C}$ is T_{CH} -invariant if and only if it satisfies the following two conditions:*

- (1) S contains the roots of the polynomials P and Q ;
- (2) for any point $z \notin S$, the associated ray $r(z)$ is disjoint from S .

1.1. Main results. In the present paper, using Theorem 1.5, we provide a qualitative description of the boundary of minimal continuously Hutchinson invariant sets, including an exhaustive typology of its singular points. Our classification mainly depends on the intersection of the boundary ∂M_{CH}^T with the curve of inflections \mathfrak{J}_R of the field $R(z)\partial_z = \frac{Q(z)}{P(z)}\partial_z$.

Definition 1.6. The *curve of inflections* \mathfrak{J}_R of the vector field $R(z)\partial_z$ is defined as the closure of the set of points satisfying $\text{Im}(R') = 0$, see [AHN+24]. It is a real plane algebraic curve of degree at most $d = 3 \deg P + \deg Q - 1$ (in this paper, we will always have $d \geq 3$).

The curve of inflections splits the complex plane into *inflection domains* where the sign of $\text{Im}(R')$ remains the same.

Points of ∂M_{CH}^T outside its intersection with \mathfrak{J}_R are classified with the help of two correspondences Γ and Δ sending the boundary ∂M_{CH}^T to itself and defined as follows:

For a given point z of the boundary ∂M_{CH}^T , $\Gamma(z)$ is essentially the intersection of M_{CH}^T with the integral curve of the rational field $R(z)\partial_z$ starting at z , where $R(z) = Q(z)/P(z)$. In contrast, Δ is the intersection of the associated ray $r(z)$ with

the closure of ∂M_{CH}^T in the compactification $\mathbb{C} \cup \mathbb{S}^1$ of the complex plane (see Section 2.2). Formal definitions of Γ and Δ are given in Definition 4.1. Qualitatively, the boundary ∂M_{CH}^T is made of two kinds of arcs:

- *local arcs* which are integral curves of the field $R(z)\partial_z$ (i.e. $\Delta(z) = \emptyset$ and $\Gamma(z) \neq \emptyset$);
- *global arcs* at each point z of which the associated ray $r(z)$ is tangent to ∂M_{CH}^T elsewhere (i.e. $\Gamma(z) = \emptyset$ and $\Delta(z) \neq \emptyset$).

Local arcs are locally strictly convex real-analytic arcs (see Proposition 4.11). In contrast, global arcs (formed by points of global type) can fail to be C^1 .

Local arcs inherit an obvious orientation from the vector field $R(z)\partial_z$. Global arcs also have canonical orientation, but its definition requires some work (see Section 4.5.2).

Local and global arcs connect special singular points of ∂M_{CH}^T which in most of the cases belong to the curve of inflections. The latter decomposes into three loci (singular, tangent and transverse), each determining its own variety of singular points.

Definition 1.7. The *curve of inflections* \mathfrak{I}_R of the field $R(z)\partial_z$ decomposes into:

- the *singular locus* \mathfrak{S}_R formed by the points where several branches of \mathfrak{I}_R intersect;
- the *tangency locus* \mathfrak{T}_R formed by the non-singular points where the field $R(z)\partial_z$ is tangent to \mathfrak{I}_R ;
- the *transverse locus* \mathfrak{I}_R^* formed by the non-singular points of \mathfrak{I}_R where the field $R(z)\partial_z$ is transverse to \mathfrak{I}_R .

The singular and the tangency loci are given by algebraic conditions. Therefore their intersection with ∂M_{CH}^T is controlled in terms of $\deg P$ and $\deg Q$. On the contrary, many points of the boundary can belong to the transverse locus \mathfrak{I}_R^* . We refine the definition of the correspondence Δ according to the value of $\frac{R(z)}{u-z}$ (which, by definition, is a positive number).

Definition 1.8. We define $\Delta(z) = (\overline{r(z)} \setminus \{z\}) \cap \overline{M_{CH}^T}$, where $\overline{r(z)}, \overline{M_{CH}^T}$ are closures of $r(z), M_{CH}^T$ in the compactification $\mathbb{C} \cup \mathbb{S}^1$ of \mathbb{C} , respectively.

For any $z \in \mathfrak{I}_R \setminus \mathcal{Z}(PQ)$, we have $\Delta(z) = \Delta^-(z) \cup \Delta^0(z) \cup \Delta^+(z)$ where $u \in \Delta(z) \cap \mathbb{C}$ belongs to:

- $\Delta^-(z)$ if $R'(z) \leq -\frac{R(z)}{u-z}$;
- $\Delta^0(z)$ if $R'(z) = -\frac{R(z)}{u-z}$;
- $\Delta^+(z)$ if $R'(z) \geq -\frac{R(z)}{u-z}$,

and $u \in \Delta(z) \cap \mathbb{S}^1$ belongs to

- $\Delta^-(z)$ if $R'(z) \leq 0$;
- $\Delta^0(z)$ if $R'(z) = 0$;
- $\Delta^+(z)$ if $R'(z) \geq 0$.

In particular, if $R'(z) > 0$, then $\Delta^-(z) = \emptyset$.

The main result of the present paper is a classification of boundary points of minimal continuously Hutchinson sets.

Theorem 1.9. *For any linear differential operator T given by (1.1), any point z of the boundary ∂M_{CH}^T of its minimal T_{CH} -invariant set belongs to one of the following types:*

- roots of polynomials P and Q (at most $\deg P + \deg Q$ of them);
- singular points of the curve of inflections (at most $2d$ of them);

- tangency points between the curve of inflections and the field $R(z)\partial_z$:
 - straight segments, half-lines and lines (contained in at most $\deg P + \deg Q + 1$ lines);
 - at most $2d^2$ isolated points;
- points of the transverse locus \mathcal{J}_R^* belonging to one of the four subclasses:
 - bouncing type: $\Delta^+(z) \neq \emptyset$ and $\Gamma \cup \Delta^-(z) \neq \emptyset$;
 - switch type: $\Delta^+(z) \neq \emptyset$ and $\Gamma(z) \cup \Delta^-(z) = \emptyset$;
 - C^1 -inflection type: $\Delta^+(z) = \emptyset$, $\Delta^-(z) \neq \emptyset$ and $\Gamma(z) = \emptyset$;
 - C^2 -inflection type: $\Delta^+(z) = \emptyset$ and either $\Delta^-(z) = \emptyset$ or $\Gamma(z) \neq \emptyset$.
- points not on the curve of inflections belonging to one of the three subclasses:
 - local type: $\Gamma(z) \neq \emptyset$ and $\Delta(z) = \emptyset$;
 - global type: $\Gamma(z) = \emptyset$ and $\Delta(z) \neq \emptyset$;
 - extruding type: $\Gamma(z) \neq \emptyset$ and $\Delta(z) \neq \emptyset$.

Here, $d = 3 \deg P + \deg Q - 1$.

There can be many singular points of bouncing, extruding, C^1 -inflection, C^2 -inflection and switch types (we do not have a polynomial bound of their number in terms of $\deg P$ and $\deg Q$). An extensive description of their geometric features is given below:

- at points of extruding type, the boundary of ∂M_{CH}^T is not convex and it switches from a global to a local arc (see Section 4.6 and Fig. 1);
- at points of bouncing type, ∂M_{CH}^T hits the curve of inflections, but does not cross it. In a neighborhood of such a point, the boundary ∂M_{CH}^T remains in the closure of the same inflection domain (see Section 5.2 and Fig. 1);
- at points of switch type, ∂M_{CH}^T is strictly convex, crosses the curve of inflections and the boundary switches from a local to a global arc (see Section 5.5 and Fig. 1);
- at points of C^1 -inflection type, ∂M_{CH}^T crosses the curve of inflections and it switches from a global to another global arc having the opposite orientation. At such a point the curvature of ∂M_{CH}^T is discontinuous (see Section 5.4 and Fig. 1);
- at points of C^2 -inflection type, ∂M_{CH}^T crosses the curve of inflections and the boundary switches from a global arc to a local arc. Besides, the curvature of ∂M_{CH}^T is continuous at such a point (see Section 5.3 and Fig. 1).

Our second main result is an upper bound on the number of points of C^1 -inflection, C^2 -inflection and switch type in terms of $d = 3 \deg P + \deg Q - 1$.

Theorem 1.10. *For any operator T given by (1.1), the numbers of points of switch, C^1 -inflection and C^2 -inflection type (respectively $|\mathcal{S}|$, $|\mathcal{I}_1|$ and $|\mathcal{I}_2|$) in ∂M_{CH}^T satisfy the following bounds:*

$$\begin{aligned} |\mathcal{S}| &\leq e^{16d \ln(d)} + 46d^3; \\ 2|\mathcal{I}_1| + |\mathcal{I}_2| &\leq e^{16d \ln(d)} + 46d^3. \end{aligned}$$

Corollary 1.11. *For any operator T given by (1.1), the boundary ∂M_{CH}^T of the minimal set contains at most $d^{16d} + d(2d + 1)$ local arcs.*

In the last section of the paper, we deduce many results about the global geometry of minimal sets from the classification of boundary points. In several cases, an exact description can be given in terms of local and global arcs. In particular, we can prove that in generic case, the minimal T_{CH} -invariant set is connected in \mathbb{C} .

Theorem 1.12. *For any linear differential operator T given by (1.1), the minimal continuously Hutchinson invariant set M_{CH}^T is a connected subset of \mathbb{C} with the*

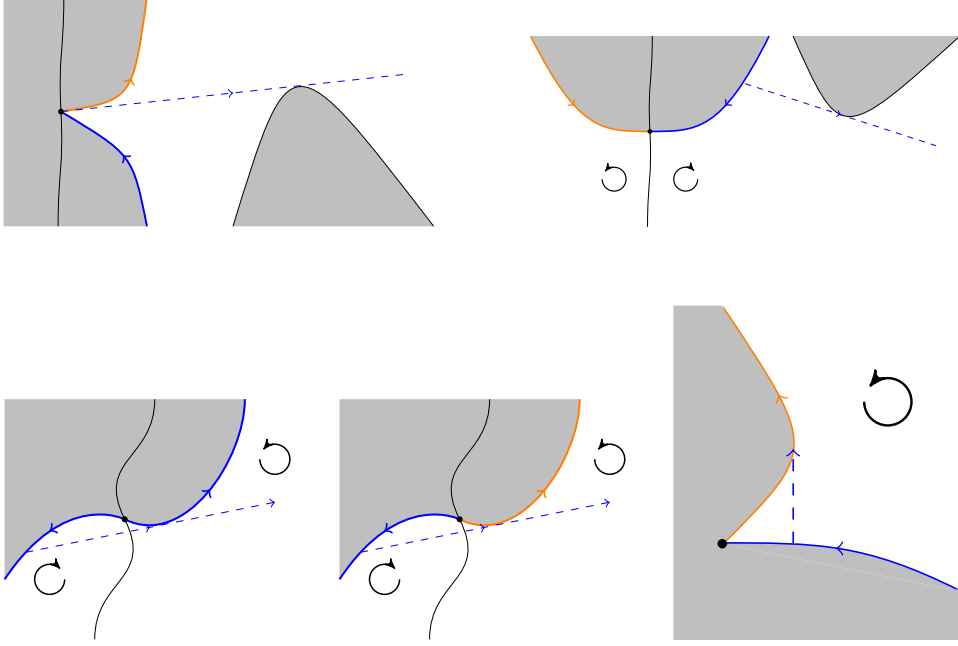


FIGURE 1. Top row from the left: Extruding type, Switch type. Bottom row from the left: C^1 -inflection type, C^2 -inflection type, Bouncing type. In the pictures, blue arcs are global arcs, red arcs are local arcs and the black arc is a germ of the curve of inflections. The pointed arrow is the associated ray indicating the support points, when applicable.

possible exception of the case when $R(z)$ is of the form $\lambda + \frac{\mu}{z} + o(z^{-1})$ with $\lambda \in \mathbb{C}^*$ and $\mu/\lambda \in \mathbb{R}$.

In this later case, (unless both P and Q are constants and then there is no reasonable notion of a minimal set), M_{CH}^T is formed by at most $\frac{1}{2} \deg P + \frac{1}{2} \deg Q$ connected components.

1.2. Organization of the paper.

- In Section 2, we provide the basic background information on Hutchinson invariant sets developed in [AHN+24], including the results about their asymptotic geometry.
- In Section 3, we describe the local geometry around singular points of the vector field $R(z)\partial_z$ in terms of their local degree and principal value. We also describe the main properties of the curve of inflections defined by the equation $\text{Im}(R') = 0$ and we also introduce the notion of horns.
- In Section 4, we describe boundary points in the complement to the curve of inflections, introducing Γ - and Δ - correspondences.
- In Section 5, we classify boundary points in the generic locus of the curve of inflections, proving Theorems 1.9 and 1.10 (in Sections 5.6 and 5.8.3 respectively). Corollary 1.11 is also proved in Section 5.8.3.
- In Section 6, we apply the latter results to get precise descriptions of minimal sets in several cases. Theorem 1.12 is proven in Section 6.4.

Acknowledgments. The third and fifth authors are supported by the Israel Science Foundation (grants No. 1167/17 and 1347/23), by funding received from the MIN-ERVA Stifting with the funds from the BMBF of the Federal Republic of Germany,

and from the European Research Council (ERC) under the European Union Horizon 2020 research and innovation program (grant agreement No. 802107). The fourth author wants to acknowledge the financial support of his research provided by the Swedish Research Council grant 2021-04900 and the hospitality of the Weizmann institute of Science in April 2021 and January 2024 when substantial part of the project was carried out. He is sincerely grateful to Beijing Institute of Mathematical Sciences and Applications for the support of his sabbatical leave in the Fall of 2023. The fifth author would like to thank France Lerner for valuable remarks about the terminology related to singular points.

2. PRELIMINARY RESULTS AND BASIC PROPERTIES OF M_{CH}^T

The following notation will be important throughout this text.

Notation 2.1. Given an operator T as in (1.1), we define $p_\infty, q_\infty \in \mathbb{C}^*$, and $p, q \in \mathbb{N}$ so that

$$\begin{aligned} P(z) &= p_\infty z^p + o(z^p); \\ Q(z) &= q_\infty z^q + o(z^q). \end{aligned}$$

Furthermore, we set $\lambda = \frac{q_\infty}{p_\infty} \in \mathbb{C}^*$ and $\phi_\infty = \arg(\lambda)$.

Similarly, for any point $\alpha \in \mathbb{C}$, we have $R(z) = r_\alpha(z - \alpha)^{m_\alpha} + o(|z - \alpha|^{m_\alpha})$ with $r_\alpha \neq 0$ and $m_\alpha \in \mathbb{Z}$. We denote by ϕ_α the argument of r_α .

Remark 2.2. Observe that frequently used affine changes of the variable z are applied to the vector field $R(z)\partial_z$ and not to the rational function $R(z)$ itself.

2.1. Regularity of the minimal set. For an operator T as in (1.1), its minimal set M_{CH}^T can be of three possible types:

- *regular* if M_{CH}^T coincides with the closure of its interior;
- *fully irregular* if M_{CH}^T has empty interior;
- *partially irregular* if M_{CH}^T has nonempty interior but is not regular.

Actually, irregularity is related to specific reality conditions. The characterization of operators for which M_{CH}^T is fully irregular is contained in Theorem 1.15 of [AHN+24].

Theorem 2.3. *For an operator T as in (1.1), the minimal set M_{CH}^T is fully irregular in the following cases:*

- $R(z) = \lambda$ for some $\lambda \in \mathbb{C}^*$;
- $R(z) = \lambda(z - \alpha)$ for some $\lambda \notin \mathbb{R}_{<0}$, $\alpha \in \mathbb{C}$ and $\deg Q = 1$;
- $R(z) = \lambda(z - \alpha)$ for some $\lambda \in \mathbb{R}_{>0}$, $\alpha \in \mathbb{C}$ and $\deg Q \geq 2$;
- *operators satisfying the following conditions (up to an affine change of variable):*
 - $R(z)$ is real on \mathbb{R} ;
 - roots of P and Q are real, simple and interlacing (i.e. the roots of P and Q alternate along the real axis);
 - $|\deg Q - \deg P| \leq 1$;
 - if $\deg Q - \deg P = 1$, then $\lambda \in \mathbb{R}_{>0}$.

In any other case, M_{CH}^T has a nonempty interior.

In this paper, we will always assume that M_{CH}^T has a nonempty interior.

Remark 2.4. If $\deg P + \deg Q \leq 1$, then M_{CH}^T is either totally irregular or coincides with \mathbb{C} (see Theorem 1.15 of [AHN+24]). Therefore, our operators will always satisfy $\deg P + \deg Q \geq 2$. This implies in particular that $d = 3 \deg P + \deg Q - 1$ satisfies $d \geq 3$.

Referring to the closure of the interior of M_{CH}^T as the *regular locus* and its complement in M_{CH}^T as the *irregular locus*, we observe that the latter is contained in very specific lines of the plane.

Definition 2.5. For a given rational function $R(z)$, a line Λ is called R -invariant if for any $z \in \Lambda$ such that $R(z)$ is defined, we have $z + R(z) \in \Lambda$.

In particular, up to an affine change of variable, we can assume $\Lambda = \mathbb{R}$ and thus $R(z)$ is a real rational function. Besides, a R -invariant line is automatically an irreducible component of the curve of inflections \mathcal{I}_R .

Definition 2.6. For an operator T whose minimal set M_{CH}^T is not fully irregular, a *tail* is a semi-open straight segment $[\alpha, \beta[$ in M_{CH}^T satisfying the following conditions:

- the segment $]\alpha, \beta]$ belongs to an R -invariant line;
- for any $z \in]\alpha, \beta]$, $\frac{\beta - \alpha}{R(z)} \in \mathbb{R}_{>0}$;
- for any $z \in]\alpha, \beta]$, z is disjoint from the regular locus of M_{CH}^T ;
- α belongs to the regular locus of M_{CH}^T ;
- $\beta \in \mathcal{Z}(PQ)$;
- β is a root of the same multiplicity for both P and Q .

In particular, every tail belongs to a R -invariant line.

The following fact has been proven in Corollary 7.8 of [AHN+24].

Theorem 2.7. For an operator T whose minimal set M_{CH}^T is not fully irregular, the irregular locus of M_{CH}^T is a (possibly empty) finite union of tails.

In particular, if P and Q have no common roots, then the minimal set of the corresponding operator is either regular or fully irregular.

2.2. Extended complex plane. Following Theorem 1.5, T_{CH} -invariant sets are characterized by the position of the associated rays starting in their complements. Let us introduce a certain compactification¹ of \mathbb{C} which comes very handy in our considerations. We baptise it the *extended complex plane* $\mathbb{C} \cup \mathbb{S}^1 \supset \mathbb{C}$.

The *extended complex plane* $\mathbb{C} \cup \mathbb{S}^1$ is set-theoretically the disjoint union of \mathbb{C} and \mathbb{S}^1 endowed with the topology defined by the following basis of neighborhoods:

- for a point $x \in \mathbb{C}$, we choose the usual open neighborhoods of x in \mathbb{C} ;
- for a direction $\theta \in \mathbb{S}^1$, we choose open neighborhoods of the form $I \cup C(z, I)$ where I is an open interval of \mathbb{S}^1 containing θ and $C(z, I)$ is an open cone with apex $z \in \mathbb{C}$ whose opening (i.e. the interval of directions) is I .

Definition 2.8. Given $R(z)$ as above, let $p \in \mathbb{C}$ be a non-singular point of $R(z)$. We define $\sigma(p)$ as the argument of $R(p)$. We think of $\sigma(p)$ as a point of the circle at infinity.

One can easily see that \mathbb{S}^1 of the extended plane $\mathbb{C} \cup \mathbb{S}^1$ can be identified with the above circle at infinity. The extended plane is compact and homeomorphic to a closed disk. In particular, usual straight lines in \mathbb{C} have compact closures in $\mathbb{C} \cup \mathbb{S}^1$. (Below we will make no distinction between a real line in \mathbb{C} and its closure in $\mathbb{C} \cup \mathbb{S}^1$). *Open half-planes* in $\mathbb{C} \cup \mathbb{S}^1$ are, by definition, connected components of the complement to a line.

¹Notice that the most frequently used compactification of \mathbb{C} is $\bar{\mathbb{C}} = \mathbb{C}P^1$.

Given a T_{CH} -invariant set $S \subset \mathbb{C}$, we denote by \overline{S} its closure in the extended plane $\mathbb{C} \cup \mathbb{S}^1$.

The following result, but with a slightly different formulation, has been proved in Lemma 4.4 of [AHN+24].

Lemma 2.9. *Given an T_{CH} -invariant set $S \subset \mathbb{C}$, let $\alpha : [0, 1] \rightarrow \mathbb{C}$ be such that:*

- $\forall t \in (0, 1), \alpha_t \in S^c$;
- $\sigma(\alpha_0) \neq \sigma(\alpha_1)$;
- $\sigma(\alpha)$ is homotopic to the positive arc from $\sigma(\alpha_0)$ to $\sigma(\alpha_1)$ in the circle at infinity via a homotopy $H(t, x) : [0, 1] \times [0, 1] \rightarrow \mathbb{C}$ such that $H(0, x_0) = \sigma(\alpha(0))$, $H(1, x_0) = \sigma(\alpha(1))$ for all $x_0 \in [0, 1]$.

If X denotes the connected component of $\mathbb{C} \cup \mathbb{S}^1$ containing the interval $]\sigma(\alpha_0), \sigma(\alpha_1)[$ in the complement of $r(\alpha_0) \cup \alpha \cup r(\alpha_1)$, then $X \subset S^c$.

2.3. Integral curves. Another result has been proved in Proposition A.2 of [AHN+24].

Proposition 2.10. *Given a T_{CH} -invariant set $S \subset \mathbb{C}$ and some point $z_0 \in S$, if there is a positively oriented integral curve $\gamma : [0, \epsilon[\rightarrow \mathbb{C}$ of the vector field $R(z)\partial_z$ such that $\lim_{t \rightarrow \epsilon} \gamma(t) = z_0$, then for any $t \in [0, \epsilon]$, $\gamma(t) \in S$.*

When referring to the proposition above, we say that the bounded *backward trajectories* of $R(z)\partial_z$ of points in any invariant set S belongs to S .

2.4. Root trails. For any point $u \in \mathbb{C}$, the *root trail* \mathbf{tr}_u of u is the closure of the set of points z such that the associated ray $r(z)$ contains u . Except for the trivial cases described in Section 3 of [AHN+24], root trails are plane real-analytic curves. By definition, the root trail of any point of M_{CH}^T is also contained in M_{CH}^T . Furthermore, for any fixed $u \in \mathbb{C}$, we defined a *t-trace* (corresponding to u) as any continuous function $\gamma(t)$ such that

$$Q(\gamma(t)) + (\gamma(t) - u)P(\gamma(t)) = 0$$

for all $t \geq 0$. That is, any *t-trace* $\gamma(t)$ is a concatenation of parts of \mathbf{tr}_u such that the resulting curve is continuous for any $t \geq 0$.

Lemma 2.11. *Consider a linear differential operator T given by (1.1) and some point $u \in \mathbb{C}$. Assuming that $R(z)$ is not of the form $\lambda(z - u)$, then*

(i) *for any point $u \in \mathbb{C}$ and any point $z_0 \notin \mathcal{Z}(PQ)$ such that $z_0 \in \mathbf{tr}_u$ and $R(z_0) + (u - z_0)R'(z_0) \neq 0$, the root trail \mathbf{tr}_u has a unique branch passing through z_0 and its tangent slope is the argument of $\frac{R^2(z_0)}{R(z_0) + (u - z_0)R'(z_0)}$ (mod π).*

(ii) *If $R(z_0) + (u - z_0)R'(z_0) = 0$ and $m \geq 2$ is the smallest integer such that $R^{(m)}(z_0) \neq 0$, then \mathbf{tr}_u has m intersecting branches at z . Their tangent slopes are:*

$$\frac{\theta_0}{m} + \frac{k\pi}{m},$$

where θ_0 is the argument of $\frac{R(z_0)}{R^{(m)}(z_0)}$ and $k \in \mathbb{Z}/m\mathbb{Z}$.

Before proving Lemma 2.11 we prove the next two Lemmas.

Lemma 2.12. *If $\gamma(t)$ is smooth planar curve, $\gamma(0) = z_0$, and $\dot{\gamma}(t) = G(\gamma(t))$ for some function G holomorphic and non-vanishing at z_0 then the sign of the curvature of $\gamma(t)$ at z_0 coincides with the sign of $\text{Im } G'(0)$.*

Indeed, then $\ddot{\gamma}(t) = G'(\gamma(t)) \cdot \dot{\gamma}(t)$. By definition, the sign of the curvature of $\gamma(t)$ at z_0 coincides with the sign of $\text{Im } \frac{\ddot{\gamma}(t)}{\dot{\gamma}(t)}|_{t=0} = \text{Im } G'(0)$.

Lemma 2.13. *Let F be a function holomorphic at z_0 with $F(z_0) \in \mathbb{R}$ and let $m = \text{ord}_{z_0}(F - F(z_0))$. Then the germ of $I_F = \{\text{Im } F = 0\}$ at z_0 consists of m smooth branches with tangent slopes $\frac{\theta_0}{m} + \frac{k\pi}{m}$, $k \in \mathbb{Z}/m\mathbb{Z}$, where $\theta_0 = -\arg F^{(m)}(z_0)$.*

If $m = 1$ and $\gamma(t)$ is a parameterization of I_F such that $F(\gamma(t)) \equiv F(z_0) + t$ then the sign of the curvature of $\gamma(t)$ coincides with the sign of $-\text{Im} \left[\frac{F''(z_0)}{(F'(z_0))^2} \right]$.

Proof. Indeed, we have $F(z) = a_0 + a_m(z - z_0)^m + \dots$, $a_0 \in \mathbb{R}$, so the branches of I_F are tangent to the m lines satisfying equation $\text{Im } a_m(z - z_0)^m = 0$, which have slopes as stated.

For the second claim, note that $\dot{\gamma}(t) = \frac{1}{F'(\gamma(t))}$, so the claim follows from Lemma 2.12. \square

Remark 2.14. Similar results hold for F having a pole at z_0 by considering $\frac{1}{F}$.

Proof of Lemma 2.11. Note that by definition

$$\mathfrak{t}_u = \left\{ z \in \mathbb{C} \text{ s.t. } \frac{R(z)}{u - z} \in \mathbb{R}_+ \right\} \subset \left\{ \text{Im} \frac{R(z)}{u - z} = 0 \right\},$$

and Lemma 2.11 follows from the Lemma 2.13 with $F(z) = \frac{R(z)}{u - z}$ and the fact that $\arg R(z_0) = \arg(u - z_0)$. \square

Remark 2.15. The condition $R(z_0) + (u - z_0)R'(z_0) = 0$ means that the point $u = z_0 - \frac{R(z_0)}{R'(z_0)}$ is obtained as the the first iteration of Newton's method of approximating roots of $R(z)$ with the starting point z_0 .

When u is a point at infinity in the extended plane $\mathbb{C} \cup \mathbb{S}^1$, the root trail \mathfrak{t}_u of u is the closure of the points z where the argument of $R(z)$ coincides with u .

Lemma 2.16. *Consider a linear differential operator T given by (1.1) such that $R(z)$ is not constant. For any point u at infinity and any point $z_0 \notin \mathcal{Z}(PQ)$ such that $z_0 \in \mathfrak{t}_u$, provided $R'(z_0) \neq 0$, the root trail \mathfrak{t}_u has a unique branch passing through z_0 and its tangent slope is the argument of $\frac{R(z_0)}{R'(z_0)} \pmod{\pi}$.*

If $R'(z_0) = 0$ and $m \geq 2$ is the smallest integer such that $R^{(m)}(z_0) \neq 0$, then \mathfrak{t}_u has m intersecting branches at z_0 . Their tangent slopes are:

$$\frac{\theta_0}{m} + \frac{k\pi}{m},$$

where θ_0 is the argument of $\frac{R(z_0)}{R^{(m)}(z_0)}$ and $k \in \mathbb{Z}/m\mathbb{Z}$.

Proof. In this case $\mathfrak{t}_u \subset \{\text{Im}(R(z)/R(z_0)) = 0\}$ and the claim follows again from Lemma 2.13 \square

Remark 2.17. From Lemmas 2.11 and 2.16 it immediately follows that if a root trail \mathfrak{t}_u can have $m \geq 2$ branches at some point z_0 , then z_0 belongs to the curve of inflections \mathfrak{J}_R (because $R(z_0)$ and $u - z_0$ are real colinear).

Besides, if $m \geq 3$, then $R^{(k)}(z_0) = 0$ for $2 \leq k \leq m - 1$ and z_0 is a singular point of \mathfrak{J}_R .

2.4.1. Concavity of root trails.

Proposition 2.18. *Let u be a point of the extended plane $\mathbb{C} \cup \mathbb{S}^1$ and z_0 be a point of \mathfrak{t}_u such that $z_0 \notin \mathcal{Z}(PQ) \cup \mathfrak{J}_R$ and $z_0 \neq u$. We denote by L the tangent line to \mathfrak{t}_u at z_0 . We define $f(z, u)$ to be:*

- $\frac{(R''(z_0)(u - z_0)^2 + 2R'(z_0)(u - z_0) + 2R(z_0))(u - z_0)}{(R'(z_0)(u - z_0) + R(z_0))^2}$ if $u \in \mathbb{C}$;
- $\frac{R''(z_0)R(z_0)}{R'(z_0)^2}$ if u is a point at infinity.

Then the germ of \mathfrak{t}_u at z_0 belongs to

(i) the same half-plane bounded by L as the associated ray $r(z_0)$ if $\text{Im}(f)$ and $\text{Im}(R'(z_0))$ have opposite signs.

(ii) They belong to distinct half-planes bounded by L if $\text{Im}(f)$ and $\text{Im}(R'(z_0))$ have the same sign.

Finally, \mathfrak{t}_u has an inflection point at z_0 if $\text{Im}(f) = 0$.

Proof. Let $F_u(z) = \frac{R(z)}{u-z}$ for $u \in \mathbb{C}$ and $F_u(z) = u^{-1}R(z)$ for $u \in \mathbb{S}^1$ so that $\mathfrak{t}_u = \{\text{Im} F_u(z) = 0\}$. Let $c = F'_u(z_0)$. We have

$$L = \{z_0 + c^{-1}\mathbb{R}\} = \{z \mid \text{Im}(c(z - z_0)) = 0\}.$$

If $\gamma(t)$ is a local parameterization of $(tr)_u$ at z_0 such that $F_u(\gamma(t)) = F_u(z_0) + t$ then $\dot{\gamma}(0) = c^{-1}$. Moreover, $(tr)_u \subset L_+ = \{\text{Im} c(z - z_0) > 0\}$ if the curvature of $\gamma(t)$ is positive and $(tr)_u \subset L_- = \{\text{Im} c(z - z_0) < 0\}$ otherwise.

The tangent ray $r(z_0) = \{z_0 + R(z_0)\mathbb{R}_+\}$ lies in L_+ if $\text{Im} R(z_0)c > 0$ and in L_- otherwise.

By Lemma 2.13 the sign of curvature of $\gamma(t)$ is opposite to the sign of $\text{Im} \left[\frac{F''_u(z_0)}{(F'_u)^2(z_0)} \right]$.

For $u \in \mathbb{C}$ we have $c = F'_u(z_0) = \frac{R'(z_0)(u-z_0) + R(z_0)}{(u-z_0)^2}$ and

$$F''_u(z_0) = -\frac{R''(z_0)(u-z_0)^2 + 2R'(z_0)(u-z_0) + 2R(z_0)}{(u-z_0)^3},$$

so we are interested in signs of

$$\text{Im} R(z_0)c = \text{Im} R(z_0) \frac{R'(z_0)(u-z_0) + R(z_0)}{(u-z_0)^2} = \text{Im} R'(z_0)$$

(recall that $\frac{R(z_0)}{u-z_0} > 0$) and

$$\text{Im} \frac{F''_u(z_0)}{(F'_u)^2(z_0)} = -\text{Im} \frac{(R''(z_0)(u-z_0)^2 + 2R'(z_0)(u-z_0) + 2R(z_0))(u-z_0)}{(R'(z_0)(u-z_0) + R(z_0))^2}. \quad (2.1)$$

For $u \in \mathbb{S}^1$ we have $c = u^{-1}R'(z_0)$ and we are interested in the signs of $\text{Im} R'(z_0)$ and $\text{Im} \frac{R''(z_0)R(z_0)}{(R')^2(z_0)}$. □

In the transverse locus \mathfrak{J}_R^* of the curve of inflections, the concavity of root trails with respect to the line containing the associated ray depends on the sign of some geometrically meaningful real function.

Proposition 2.19. *Consider a point $z_0 \in \mathfrak{J}_R^* \setminus \mathcal{Z}(PQ)$ and some point $u \in \mathbb{C} \cup \mathbb{S}^1$. Assume that $R(z_0) + R'(z_0)(u - z_0) \neq 0$ (or $R'(z_0) \neq 0$ if u is a point at infinity). Let L be the line containing the associated ray $r(z_0)$.*

The germ of \mathfrak{t}_u at z_0 and the positive germ $\gamma_{z_0}^+$ of the integral curve of the field $R(z)\partial_z$ starting at z_0 belong to the same open half-plane bounded by L if $R'(z_0) + R(z_0)/(u - z_0)$ is negative ($R'(z_0) < 0$ if u is a point at infinity).

The germ of \mathfrak{t}_u at z_0 and $\gamma_{z_0}^+$ belong to opposite open half-planes bounded by L if $R'(z_0) + R(z_0)/(u - z_0)$ is positive ($R'(z_0) > 0$ if u is a point at infinity).

Proof. Without loss of generality, we assume that $z_0 = 0$ and $R(z) = 1 + R'(0)z + (a + bi)z^2 + o(z^2)$ with $R'(0) \in \mathbb{R}$, $a \in \mathbb{R}$ and $b \in \mathbb{R}_{>0}$ ($b \neq 0$ because $z_0 = 0$ belongs to the transverse locus of the curve of inflections). Necessarily $u > 0$. Since $b > 0$, γ_0^+ belongs to the upper half-plane.

By Lemma 2.16, \mathfrak{t}_u has a unique branch at 0 tangent to \mathbb{R} . Let $F_u(z) = \frac{R(z)}{u-z_0}$ for $u \in r(z_0)$ and $F_u(z) = R(z)$ for $u \in \mathbb{S}^1$, so $\mathfrak{t}_u = \{\text{Im} F_u(z) = 0\}$. Choose

a parameterization $\gamma(t)$ of this branch in such a way that $F_u(\gamma(t)) = F_u(z_0) + t$. Then

$$\dot{\gamma}(0) = \frac{1}{F'_u(0)} = \frac{u - z_0}{R'(0) + \frac{R(0)}{u - z_0}} \quad \text{or} \quad \dot{\gamma}(0) = \frac{1}{R'(0)}$$

for $u \in \mathbb{C}$ or $u \in \mathbb{S}^1$ being a point at infinity, respectively. Therefore $\dot{\gamma}(0) > 0$ if $R'(0) + R(0)/(u - z_0) > 0$ (resp. $R'(0) > 0$) and $\dot{\gamma}(0) < 0$ otherwise.

By (2.1) the sign of the curvature of $\gamma(t)$ at 0 is opposite to the sign of $\text{Im } R''(0) = \text{Im } b > 0$, i.e. is negative. Thus $\gamma(t)$ lies in the lower half-plane (i.e. not in the same half-plane as γ_0^+) if $R'(0) + R(0)/(u - z_0) > 0$ is positive and in the same half-plane as γ_0^+ if $R'(0) + R(0)/(u - z_0) < 0$ ($R'(0) > 0$ and $R'(0) < 0$ resp. for $u \in \mathbb{S}^1$). Since $R'(z_0) \in \mathbb{R}$, the number $R'(z_0) + R(z_0)/(u - z_0)$ is invariant under the maps $z \mapsto az + b$ and $z \mapsto \bar{z}$ used for normalization, and the claim follows. \square

2.4.2. Root trails and connected components of the minimal set. When $\deg Q - \deg P = 0$, root trails provide a bound on the number of connected components of the minimal set (in all other cases, it is known that M_{CH}^T is connected).

Proposition 2.20. *Consider a linear differential operator T given by (1.1) and satisfying $\deg Q - \deg P = 0$. Any connected component C of M_{CH}^T satisfies the following conditions:*

- C contains at least one root of P ;
- C contains at least one root of Q ;
- the sum of orders of zeros and poles of $R(z)$ in C vanishes.

Proof. We assume that a connected component C of M_{CH}^T is disjoint from $\mathcal{Z}(P)$. Note that $\deg Q - \deg P = 0$ implies that the union of the zeros of $tQ(z) + P(z)(z - u)$ for any $u \in \mathbb{C}$, $T > 0$ and $t \in [0, T]$ is bounded.

Hence, for any $u \in M_{CH}^T \setminus C$, the root trail of u is disjoint from C , as otherwise there would be points in the complement of M_{CH}^T belonging to the root trail of u . Since M_{CH}^T coincides with the T_{CH} -extension of any point in M_{CH}^T (see Lemma 2.2 of [AHN+24]), it follows that C cannot belong to the minimal invariant set.

Suppose now that there is a component for which the sums of orders of the zeros of Q does not equal the sums of orders of the zeros of P . Then there is a component C such that the sums of the orders of the zeros of P , say d_0 is strictly greater than the sums of the orders of the zeros of Q , say d_1 . Taking $u \in C$ we have that for all t , the zeros of $tQ(z) + P(z)(z - u)$ belonging to C have total degree $d_0 + 1$. However, when sending $t \rightarrow 0$, d_1 of these zeros tend to the zeros of Q belonging to C and at most one tend to ∞ . This implies that at least $d_0 - d_1 > 0$ of the end points of the root trail of u does not belong to C , a contradiction. \square

We prove now that the interior $(M_{CH}^T)^\circ$ of the minimal set satisfies (outside zeroes and poles of $R(z)$) a weak property of local connectedness.

Lemma 2.21. *For any linear differential operator T given by (1.1) we consider a point α of the boundary ∂M_{CH}^T that is neither a zero nor a pole of $R(z)$. For any sufficiently small neighborhood V of α , the connected component M_V of $V \cap M_{CH}^T$ containing α has connected interior.*

Proof. If α does not belong to the regular locus of M_{CH}^T , then M_V is a line segment and hence has empty interior.

We have $R(z) = r_\alpha + o(z - \alpha)$ for some $r_\alpha \in \mathbb{C}^*$. Then, a continuity argument immediately shows that M_V has connected interior, as otherwise points in the complement of M_{CH}^T would have associated rays intersecting M_{CH}^T . \square

In the following, we prove that the closure of a connected component of the interior of M_{CH}^T cannot be disjoint from $\mathcal{Z}(P)$.

Lemma 2.22. *For any linear differential operator T given by (1.1), one of the following statements holds:*

- (1) M_{CH}^T is fully irregular;
- (2) $M_{CH}^T = \mathbb{C}$;
- (3) the closure of any connected component of the interior $(M_{CH}^T)^\circ$ of the minimal set contains a root of $P(z)$;
- (4) the closure of any connected component of the interior $(M_{CH}^T)^\circ$ of the minimal set contains an endpoint of a tail.

Proof. We suppose that we are not in the case (1), (2). Besides, we assume the existence of a connected component C of the interior $(M_{CH}^T)^\circ$ of the minimal set whose closure is disjoint from $\mathcal{Z}(P)$, contradicting statement (3).

We first prove that C cannot be the only connected component of $(M_{CH}^T)^\circ$. Indeed, roots of $P(z)$ that do not belong to the regular locus of M_{CH}^T (the closure of the interior) belong to tails (see Theorem 2.7) and they are not zeros or poles of $R(z)$. Besides, M_{CH}^T is assumed to be distinct from \mathbb{C} . Consequently, we have $|\deg Q - \deg P| \leq 1$. The only case where the regular locus of M_{CH}^T can be disjoint from $\mathcal{Z}(P)$ is when $R(z)$ is of the form λ or $\lambda(z - \alpha)$. In the first case, M_{CH}^T is known to be totally irregular. In the second case, either $\lambda \in \mathbb{R}_{>0}$ (and M_{CH}^T is totally irregular, see Theorem 2.3) or $\lambda \notin \mathbb{R}_{>0}$ and M_{CH}^T has no tails (and $P(z)$ has no root at all). We assume therefore that the interior M_{CH}^T has several connected components.

We denote by A the set of points of C that belong to the closure of another connected component of $(M_{CH}^T)^\circ$. By assumption, these are not these points are not roots of $P(z)$ and Lemma 2.21 shows that each of them is a zero of $R(z)$.

Since M_{CH}^T is minimal, there is a point $u \in \overline{M_{CH}^T} \setminus C$ and a point $z_0 \in \text{tr}_u \cap C$. As the root trail tr_u changes continuously in u , u may be chosen outside A . Since $|\deg Q - \deg P| \leq 1$, the zeros of $tQ(z) + P(z)(z - u)$ as $t \rightarrow 0$ tends to $\mathcal{Z}(P) \cup \{u\}$. Further, we can assume that $\gamma(t)$ does not equal ∞ for some finite t , as this would imply $\deg Q - \deg P = 1$ and $\lambda < 0$, in which case M_{CH}^T is equal to \mathbb{C} . Hence, the minimal set M_{CH}^T therefore contains a continuous path $\gamma(t)$ from an element of $\mathcal{Z}(P) \cup \{u\}$ to z_0 such that $\gamma(t)$ solves $tQ(\gamma(t)) + P(\gamma(t))(\gamma(t) - u) = 0$.

The path γ has to enter the component C and can do so either through a tail or an element of A . The path γ cannot contain any element $\alpha \in A$ because the equations $Q(\alpha) = 0$ and $tQ(\alpha) + P(\alpha)(\alpha - u) = 0$ (for some $t > 0$) imply $P(\alpha) = 0$, contradicting our assumption. Our assumption that neither (1), (2) nor (3) was satisfied thus implies (4). \square

2.5. Asymptotic geometry of Hutchinson invariant sets. Let us recall the results of [AHN+24] concerning minimal Hutchinson invariant sets (see Theorems 1.11 and 1.12 of [AHN+24]).

Theorem 2.23. *For any operator T as in (1.1) with a minimal set M_{CH}^T having a nonempty interior, M_{CH}^T is:*

- a compact contractible subset of \mathbb{C} if $\deg Q - \deg P = 1$, and $\text{Re}(\lambda) \geq 0$;
- a noncompact non-trivial subset of \mathbb{C} if $\deg Q - \deg P = 0$ or -1 ;
- trivial, i.e. equal to \mathbb{C} otherwise.

Besides, the closure $\overline{M_{CH}^T}$ in the extended plane $\mathbb{C} \cup \mathbb{S}^1$ is contractible, connected and compact.

Thus, the only interesting cases for the description of ∂M_{CH}^T are those for which the values of $\deg Q - \deg P$ are 1, 0 or -1 . In the latter two cases, we have more precise results given below.

2.5.1. $\deg Q - \deg P = -1$. The following statement has been proved in Corollary 6.2 of [AHN+24].

Proposition 2.24. *For an operator T as in (1.1) such that $\deg Q - \deg P = -1$. Then the complement of its minimal Hutchinson invariant set M_{CH}^T in \mathbb{C} has exactly two connected components X_1, X_2 . Each X_i contains infinite cones whose intervals of directions are arbitrarily close to $\left(\frac{\phi_\infty - \pi}{2}, \frac{\phi_\infty + \pi}{2}\right)$ and $\left(\frac{\phi_\infty + \pi}{2}, \frac{\phi_\infty + 3\pi}{2}\right)$ respectively.*

2.5.2. $\deg Q - \deg P = 0$. The following statement has been proven in Corollary 6.4 of [AHN+24].

Proposition 2.25. *Take any operator T as in (1.1) such that $\deg Q - \deg P = 0$. Then for any $\epsilon > 0$, there exists an open cone \mathcal{C} whose interval of directions is arbitrary close to $(\phi_\infty + \pi, \phi_\infty + \pi)$ and such that M_{CH}^T is contained in \mathcal{C} .*

3. LOCAL ANALYSIS OF THE BOUNDARY OF M_{CH}^T

We consider an operator T as in (1.1) whose minimal set M_{CH}^T has a nonempty interior.

Notation 3.1. For any point $\alpha \in \partial M_{CH}^T$, we define $r_\alpha \in \mathbb{C}^*$, $m_\alpha \in \mathbb{Z}$ so that

$$R(z) = \frac{Q(z)}{P(z)} = r_\alpha(z - \alpha)^{m_\alpha} + o(|z - \alpha|^{m_\alpha}). \quad (3.1)$$

We also define $\phi_\alpha = \arg(r_\alpha)$ and $d_\alpha : \mathbb{S}^1 \rightarrow \mathbb{S}^1$ where $d_\alpha(\theta) = \phi_\alpha + m_\alpha\theta$.

3.1. Description of a tangent cone.

Definition 3.2. For any $\alpha \in \partial M_{CH}^T$, we define \mathcal{K}_α as the subset of \mathbb{S}^1 formed by directions θ such that there is a sequence $(z_n)_{n \in \mathbb{N}}$ satisfying the following conditions:

- for any $n \in \mathbb{N}$, $z_n \in (M_{CH}^T)^c$;
- $z_n \rightarrow \alpha$;
- $\arg(z_n - \alpha) \rightarrow \theta$.

We also define \mathcal{L}_α as the subset of \mathbb{S}^1 formed by directions θ such that the half-line $\alpha + e^{i\theta}\mathbb{R}^+$ does not intersect the interior of M_{CH}^T .

Lemma 3.3. *For any $\alpha \in \partial M_{CH}^T$, the following statements hold:*

- (1) \mathcal{K}_α and \mathcal{L}_α are nonempty closed subsets of \mathbb{S}^1 ;
- (2) $\mathcal{L}_\alpha \subset \mathcal{K}_\alpha$;
- (3) for any $\theta \in \mathcal{K}_\alpha$, $d(\theta) \in \mathcal{L}_\alpha$. In particular, \mathcal{K}_α is invariant under d_α ;
- (4) for any $\theta \in \mathcal{K}_\alpha$, there exists a closed interval $J \subset \mathcal{K}_\alpha$ of length at most π containing both θ and $d_\alpha(\theta)$;
- (5) $\mathcal{L}_\alpha \neq \mathbb{S}^1$.

Proof. From Definition 3.2 it immediately follows that \mathcal{K}_α and \mathcal{L}_α are closed subsets of \mathbb{S}^1 .

If $\alpha \in \partial M_{CH}^T$, then we can find a sequence of points in the complement of M_{CH}^T approaching α . By compactness of \mathbb{S}^1 , we can choose a subsequence for which the arguments converge to some limit. Thus \mathcal{K}_α is nonempty.

Then, for any $\theta \in \mathcal{K}_\alpha$, we have a sequence $(z_n)_{n \in \mathbb{N}}$ in the complement of M_{CH}^T accumulating to α with the limit slope θ . The associated rays $r(z_n)$ accumulate

to $\alpha + e^{id_\alpha(\theta)}\mathbb{R}^+$. Since none of them intersects the interior of M_{CH}^T , the half-line $\alpha + e^{id_\alpha(\theta)}\mathbb{R}^+$ does not intersect it either and $d_\alpha(\theta) \in \mathcal{L}_\alpha$.

Besides, in the case where $\theta \neq d_\alpha(\theta)$, (up to taking a subsequence of $(z_n)_{n \in \mathbb{N}}$, there is a closed interval $J \subset \mathbb{S}^1$ such that:

- the endpoints of J are θ and $d_\alpha(\theta)$;
- the length of J is at most π ;
- for any η in the interior of J , there is a bound $N(\eta)$ such that for any $n \geq N(\eta)$, the associated ray $r(z_n)$ intersects the half-line $\alpha + e^{i\eta}\mathbb{R}^+$ at some point $P_{\eta,n}$.

Existence of sequences $(P_{\eta,n})_{n \geq N(\eta)}$ proves that for any $\eta \in J$, one has $\eta \in \mathcal{K}_\alpha$.

Finally, $\mathcal{L}_\alpha \neq \mathbb{S}^1$ because in this case, M_{CH}^T would have empty interior. \square

Remark 3.4. Note that in the case $\theta = d_\alpha(\theta)$, the interval J is a singleton $\{\theta\}$.

Let us deduce local description of \mathcal{K}_α and \mathcal{L}_α depending on the local invariants of α .

Corollary 3.5. *For any $\alpha \in \partial M_{CH}^T$, the following statements hold:*

- if $|m_\alpha| \geq 2$, then $\mathcal{K}_\alpha = \mathcal{L}_\alpha$ and they are contained in the finite set of arguments satisfying $\theta \equiv \frac{\phi_\alpha}{1-m_\alpha} \left[\frac{2\pi}{1-m_\alpha} \right]$;
- if $m_\alpha = 1$, then $\phi_\alpha = 0$ and $\mathcal{K}_\alpha = \mathcal{L}_\alpha$;
- if $m_\alpha = 0$, then $\phi_\alpha \in \mathcal{L}_\alpha$;
- if $m_\alpha = -1$, then $\mathcal{K}_\alpha = \mathcal{L}_\alpha$ and these sets are formed by at most two intervals, each of length at most π and having their midpoints at $\frac{\phi_\alpha}{2}$ and $\frac{\phi_\alpha}{2} + \pi$.

Proof. We consider maximal interval J in \mathcal{K}_α (which is non-empty by Lemma 3.3). The images of J under the iterated action of d_α belong to \mathcal{L}_α .

If $|m_\alpha| \geq 2$, then J is a singleton since otherwise the union of its iterates would coincide with \mathbb{S}^1 (contradicting Lemma 3.3). Thus J has to be a fixed point of the map d_α .

If $m_\alpha = 1$ and $\phi_\alpha \neq 0$, then J coincides with \mathbb{S}^1 because no other connected subset of the circle is preserved under the action of nontrivial rotation. Therefore d_α is the identity map.

If $m_\alpha = 0$, then for any $\theta \in \mathcal{K}_\alpha$, $d_\alpha(\theta) = \phi_\alpha$. Therefore $\phi_\alpha \in \mathcal{L}_\alpha$.

If $m_\alpha = -1$, then J is invariant under the action of $\theta \mapsto \phi_\alpha - \theta$. Thus, either $\frac{\phi_\alpha}{2}$ or $\frac{\phi_\alpha}{2} + \pi$ is the bisector of J . If J is of length strictly bigger than π , then Lemma 3.3 shows that its complement (of length strictly smaller than π) is also contained in \mathcal{L}_α . Therefore $\mathcal{L}_\alpha = \mathbb{S}^1$ which is a contradiction. \square

We obtain a bound on the number of petals of M_{CH}^T that can be attached to a boundary point.

Corollary 3.6. *For any linear differential operator T given by (1.1) we consider a point α of the boundary ∂M_{CH}^T . Then for any sufficiently small open subset $V \subset \mathbb{C}$ the interior of the connected component M_V of $V \cap M_{CH}^T$ containing α has at most:*

- $|1 - m_\alpha|$ connected components if $m_\alpha \neq 1$;
- $\deg P$ connected components if $m_\alpha = 1$

where $R(z) = \lambda(z - \alpha)^{m_\alpha} + o((z - \alpha)^{m_\alpha})$ with $\lambda \in \mathbb{C}^*$ and $m_\alpha \in \mathbb{Z}$.

Proof. If α is not a zero or a pole of $R(z)$, then Lemma 2.21 proves the statement. Besides, if $m_\alpha \notin \{0, 1\}$, Corollary 3.5 proves that α is in the closure of at most $1 - m_\alpha$ components.

In the remaining cases, α is a simple zero of $R(z)$. If α is also a root of degree d of P , then it is a root of degree $d + 1$ of Q .

We can divide P and Q by $(z - \alpha)^d$ while keeping the same minimal set M_{CH}^T (because in this case $\mathcal{Z}(PQ)$ remains unchanged). Consequently, we can assume that α is not a root of P . Lemma 2.22 proves that for any connected component C of $(M_{CH}^T)^\circ$ such that α is in the closure of C , either some root of $P(z)$ belongs to the closure of C or some tail is attached to C . If α is in the closure of several connected components of $(M_{CH}^T)^\circ$, then a same root of P cannot be in the closure of two of them because M_{CH}^T would fail to be contractible. Similarly a given tail is attached to only one connected component of $(M_{CH}^T)^\circ$ (and contains at least one root of P). Therefore, α is in the closure of at most $\deg P$ components. \square

3.2. Curve of inflections. In §A.3 of [AHN+24] we introduced the curve of inflections \mathfrak{I}_R of an analytic vector field $R(z)\partial_z$. By definition, it is the closure in \mathbb{C} of the subset of $\mathbb{C} \setminus \mathcal{Z}(PQ)$ at each point of which the integral curve of the vector field $R(z)\partial_z$ passing through this point has zero curvature. Here and throughout, $\mathcal{Z}(F)$ denotes the set of zeros of the function F . Below we provide some additional information about \mathfrak{I}_R .

For an operator T for which $R(z)$ is not of the form λ or $\lambda(z - \alpha)$ for some $\lambda \in \mathbb{C}^*$ and $\alpha \in \mathbb{C}$, the function $R'(z)$ is a non-constant rational function. Therefore the curve of inflections \mathfrak{I}_R of $R(z)\partial_z$ (which is defined as the closure of the set of points for which $\text{Im}(R'(z)) = 0$) is a real plane algebraic curve.

We first characterize the points at which several local branches of the curve of inflections intersect.

Lemma 3.7. *A point $z_0 \in \mathfrak{I}_R$ belongs to exactly $m \geq 2$ local branches of \mathfrak{I}_R in the following cases:*

- (1) z_0 is a critical point of $R'(z)$ of order $m - 1$ (including zeroes of order m of $R(z)$);
- (2) z_0 is a pole of $R(z)$ of order $m - 1$.

The $2m$ limit slopes of the local branches at z_0 form a regular $2m$ -gon in \mathbb{S}^1 .

Proof. This follows immediately from Lemma 2.13. \square

Corollary 3.8. *The curve of inflections \mathfrak{I}_R has at most $4 \deg P + \deg Q - 2$ singular points.*

Proof. There are at most $\deg P$ poles of $R(z)$ and the critical points of $R'(z)$ are the zeroes of $R''(z)$. \square

Lemma 3.9. *Let $F(z) : \mathbb{C} \rightarrow \mathbb{C}P^1$ be a non-constant rational function of degree d . Then the real algebraic curve $\Gamma = \{z \in \mathbb{C} \mid \text{Im} F(z) = 0\}$ is non-empty, has at most d connected components and has exactly d connected components for generic F .*

Proof. Clearly, as $F^{-1}(x) \neq \emptyset$ for any $x \in \mathbb{R} \setminus \{F(\infty)\}$, $\Gamma \neq \emptyset$ as well.

By the open mapping theorem, the map $F : \bar{\Gamma} \rightarrow \mathbb{R}P^1$, where $\bar{\Gamma}$ is the closure of Γ in $\mathbb{C}P^1$, is onto on each connected component of $\bar{\Gamma}$. Since F has degree d this means that Γ has at most d components.

Note that the ramification points of $F : \bar{\Gamma} \rightarrow \mathbb{R}P^1$ coincide with the ramification points of $F : \mathbb{C}P^1 \rightarrow \mathbb{C}P^1$ lying on $\bar{\Gamma}$. Thus if the ramification values of F are not in $\mathbb{R}P^1$ then the former map is an unramified cover of degree d , so has exactly d connected components. This means that the bound is sharp. \square

3.2.1. Inflection domains.

Definition 3.10. The curve of inflections \mathfrak{I}_R subdivides \mathbb{C} into two open (not necessarily connected) domains: \mathfrak{I}^+ given by $\text{Im}(R'(z)) > 0$ and \mathfrak{I}^- given by $\text{Im}(R'(z)) < 0$.

Observe that in \mathcal{J}^+ (resp. \mathcal{J}^-), the integral curves of the vector field $R(z)\partial_z$ are turning counterclockwise (resp. clockwise).

3.2.2. *Circle at infinity.* Consider the closure of the curve of inflections \mathcal{J}_R in the extended complex plane $\mathbb{C} \cup \mathbb{S}^1$.

Lemma 3.11. *The intersection $\mathcal{J}_R \cap \mathbb{S}^1$ is:*

- is empty if $\deg Q - \deg P = 1$ and $\lambda \notin \mathbb{R}$;
- coincides with the set $\{\frac{\phi_\infty}{2}, \frac{\phi_\infty}{2} + \frac{\pi}{2}, \frac{\phi_\infty}{2} + \pi, \frac{\phi_\infty}{2} + \frac{3\pi}{2}\}$ if $\deg Q - \deg P = -1$.

In the remaining two cases:

- $\deg Q - \deg P = 1$ and $\lambda \in \mathbb{R}$;
- $\deg Q - \deg P = 0$; or
- $\deg Q - \deg P \notin \{-1, 0, 1\}$

the set $\mathcal{J}_R \cap \mathbb{S}^1$ consists of $2k$ points forming a regular $2k$ -gon for some k satisfying $k \leq \max\{\deg P, \deg Q\} + 1$.

Proof. If $k = \deg Q - \deg P \in \mathbb{Z} \setminus \{0, 1\}$, then $R'(z)$ has an expansion of the form $k\lambda_k z^{k-1} + o(z^{k-1})$ near ∞ from which the characterization of the infinite branches of the real locus of $R'(z)$ follows by Lemma 2.13 applied to either $R'(z)$ or to $\frac{1}{R'(z)}$ depending on whether $k > 0$ or $k < 0$ (clearly both have the same real locus outside their poles).

If $\deg Q - \deg P = 0$, then $R(z)$ has an expansion $\lambda + \frac{A}{z^k} + o(z^{-k})$ for some $A \in \mathbb{C}^*$ and $k \in \mathbb{N}^*$ near ∞ . (The case when $R(z)$ is constant is ruled out by the genericity assumptions). Therefore $R'(z)$ has an expansion $-\frac{Ak}{z^{k+1}} + o(z^{-k-1})$. We conclude that \mathcal{J}_R has $2k$ infinite branches whose limit directions form a regular $2k$ -gon.

If $\deg Q - \deg P = 1$, then $R(z)$ has an expansion $\lambda z + A + Bz^{-k} + o(z^{-k})$ for some $A \in \mathbb{C}$, $B \in \mathbb{C}^*$, and $k \in \mathbb{N}^*$. (The case when $R(z)$ is a linear function is ruled out by the genericity assumptions). We obtain that $R'(z)$ is of the form $\lambda - \frac{Bk}{z^{k+1}} + o(z^{-k-1})$. Consequently, unless λ is real, the curve of inflections \mathcal{J}_R is compact in \mathbb{C} . If λ is real, the infinite branches of \mathcal{J}_R are asymptotically the same as that of the real locus of $-\frac{kB}{z^{k+1}}$. Therefore \mathcal{J}_R has $2k$ infinite branches whose limit directions form a regular $2k$ -gon.

In these last two cases, we have $R'(z) = \frac{M}{z^{k+1}} + o(z^{-k-1})$ for some $M \in \mathbb{C}^*$ and $k \geq 1$. The number k is the ramification index of either $R - \lambda z$ (for $\deg Q - \deg P = 1$) or R (for $\deg Q - \deg P = 0$) at infinity, thus k cannot be bigger than the degree $\max\{\deg P, \deg Q\}$ of R . Therefore $k \leq \max\{\deg P, \deg Q\} + 1$. □

3.2.3. *Singularities of the vector field.* Next we deduce from Corollary 3.5 a proof of the statement that any root of $P(z)$ or $Q(s)$ belonging to ∂M_{CH}^T automatically belongs to the curve of inflections.

Corollary 3.12. *Consider an operator T as in (1.1) such that M_{CH}^T does not coincide with \mathbb{C} and has a nonempty interior. Let α be a zero or a pole of $R(z)$ such that $\alpha \in \partial M_{CH}^T$. Then α also belongs to the curve of inflections \mathcal{J}_R . Additionally, the number of local branches of \mathcal{J}_R at α equals:*

- $a + 1$ if α is a pole of order $a \geq 1$;
- $a - 1$ if α is a zero of order $a \geq 2$;
- some integer $b \geq 1$ if α is a simple zero.

Proof. The statement is proved by direct computation of $Im(R')$ in case of a pole or a zero of order $a \geq 2$. If α is a simple zero of $R(z)$, then we have $R(\alpha + \epsilon) =$

$R'(\alpha)\epsilon + o(\epsilon)$. If $\alpha \in \partial M_{CH}^T$, then $\phi_\alpha = \arg(R'(\alpha)) = 0$ (see Corollary 3.5). Thus $\alpha \in \mathfrak{I}_R$.

Unless $R(z)$ is linear, $R(z)$ is of the form $R'(\alpha)(z - \alpha) + M(z - \alpha)^d + o(|z - \alpha|^d)$ for some $d \geq 2$ and $M \in \mathbb{C}^*$. Thus $R'(z) = R'(\alpha) + Md(z - \alpha)^{d-1} + o(|z - \alpha|^{d-1})$. Consequently, the number of local branches of the equation $\text{Im}(R') = 0$ equals $d - 1$.

If $R(z) = \lambda(z - \alpha)$, then $\text{Re}(\lambda) \geq 0$ (otherwise $M_{CH}^T = \mathbb{C}$) and $\text{Im}(\lambda) \neq 0$ (otherwise M_{CH}^T is totally irregular). It follows that $\text{Im}(R'(z))$ is a non-vanishing constant and the curve of inflections is empty. In this case, \mathfrak{I}_R does not contain any zero or pole of $R(z)$ on the boundary of M_{CH}^T . \square

3.2.4. Tangency locus.

Definition 3.13. For the rational vector field $R(z)\partial_z$, the *tangency locus* \mathfrak{T}_R is the subset of the curve of inflections \mathfrak{I}_R where $R(z)\partial_z$ is tangent to some branch of \mathfrak{I}_R .

Proposition 3.14. *For an operator T as in (1.1), the tangency locus \mathfrak{T}_R is the union of:*

- at most $\max\{\deg Q, \deg P\} + 1$ lines and;
- at most $2(3 \deg P + \deg Q - 1)^2$ points.

Proof. For any point $z \in \mathfrak{T}_R$, an immediate computation involving the Taylor expansion of $R'(z)$ proves that z belongs to the intersection of the curve of inflections (given by $\text{Im}(R') = 0$) with a real plane algebraic curve given by the equation $\text{Im}(R''R) = 0$. Indeed, the tangent line to \mathfrak{I}_R at some $z_0 \in \mathfrak{I}_R$ is given by the equation $R''(z - z_0) \in \mathbb{R}$, and the associated ray direction is $R(z_0)$. The degrees of these two curves are respectively $\deg Q + 3 \deg P - 1$ and $2 \deg Q + 6 \deg P - 2$. Therefore, Bézout's theorem implies that $\mathfrak{T}_R \cap \partial M_{CH}^T$ contains at most $2(\deg Q + 3 \deg P - 1)^2$ such points and some irreducible components corresponding to the common factors of the two equations.

By definition of the tangency locus these irreducible components are the integral curves of $R(z)\partial_z$ contained in the curve of inflections. Such integral curves have identically vanishing curvature and therefore they are segments of straight lines. Therefore the relevant irreducible components are straight lines. But \mathfrak{I}_R intersects \mathbb{S}^1 at most $2 \max\{\deg Q, \deg P\} + 2$ points by Lemma 3.11. Thus the number of the lines is at most $\max\{\deg Q, \deg P\} + 1$. \square

We deduce an estimate on the number of connected components of the transverse locus \mathfrak{I}_R^* of the curve of inflections. Denote $d = 3 \deg P + \deg Q - 1 = \deg \mathfrak{I}_R$.

Corollary 3.15. *For an operator T as in (1.1), the transverse locus \mathfrak{I}_R^* of the curve of inflections is formed by at most $2d^2 + 6d + 2$ connected components.*

Proof. A connected component of \mathfrak{I}_R^* is either a smooth closed loop (so a connected component of \mathfrak{I}_R) or an arc joining points at infinity, singular points of \mathfrak{I}_R^* or isolated points of the tangency locus.

Following Proposition 3.14, the tangent locus contains at most $2d^2$ isolated points. Each of them is the endpoint of two arcs of the transverse locus.

Lemma 3.11 proves that at most $2 \max\{\deg P, \deg Q\} + 2$ arcs of the transverse locus go to infinity.

Lemma 3.7 provides the analog result for the multiple points of the curve of inflections. In the "worst" case, poles of $R(z)$ and critical points of $R'(z)$ are simple. At most four arcs of the transverse locus are incident to such points. There are at most $4 \deg P + \deg Q - 2 \leq 2d$ such points (see Corollary 3.8) so they are incident to at most $4d$ arcs.

Adding these bounds, we obtain an upper bound $4d^2 + 10d + 4$ on the number of ends of non-compact connected components of the transverse locus, i.e. there are at most $2d^2 + 5d + 2$ non-compact connected components. By Lemma 3.9 the number of the compact connected components (loops) of \mathfrak{J}_R is at most d , which gives the required upper bound. \square

Corollary 3.16. *On each connected component of the transverse locus \mathfrak{J}_R^* , the sign of $\text{Im}(R'R)$ remains constant. If $\text{Im}(R'R)$ is positive (resp. negative), then for any point z of the component, the associated ray $r(z)$ points towards \mathfrak{J}^+ (resp. \mathfrak{J}^-).*

Proof. Any regular point z of the curve of inflections satisfying $\text{Im}(R''(z)R(z)) = 0$ belongs to the tangency locus (see the proof of Proposition 3.14). A direct computation proves the rest of the claim. \square

3.3. Horns. In this section, we introduce some curvilinear triangles called *horns* and find conditions under which we can conclude that they do not belong to the minimal set M_{CH}^T . Our aim is to prove that some parts of the boundary of the minimal sets are portions of integral curves of the vector field $R(z)\partial_z$.

3.3.1. Definitions. Recall that $\sigma(q)$ is the argument of $R(q)$, i.e. $\sigma(q) = \text{Im} \log R(q)$ and $r(q) = q + R(q)\mathbb{R}_+$ is the associated ray.

Definition 3.17. Assume that a segment $\gamma_p^{p'}$ of the positive trajectory of $R(z)\partial_z$ starting at $p \notin \mathcal{Z}(PQ)$ and ending at p' doesn't intersect the curve of inflections except possibly at p . Assume that the total variation of σ along $\gamma_p^{p'}$ is less than $\pi/2$.

We define the *horn* ${}_p\Delta_{p''}^{p'}$ at p as an open curvilinear triangle formed by $\gamma_p^{p'}$ and tangents to this trajectory at p and p' intersecting at a point p'' .

Definition 3.18. A horn ${}_p\Delta_{p''}^{p'}$ is called *small positive* (resp. *small negative*) if

- (1) for any point $u \in {}_p\Delta_{p''}^{p'}$, the argument $\sigma(u + tR(u))$ is monotone increasing (resp. decreasing) in the variable t as long as $t \geq 0$ and $u + tR(u) \in {}_p\Delta_{p''}^{p'}$
- (2) for any two points $u, v \in {}_p\Delta_{p''}^{p'}$, the scalar product $(R(u), R(v))$ is positive.

A horn ${}_p\Delta_{p''}^{p'}$ is called *small* if it is either small positive or small negative.

Remark 3.19. A small positive horn becomes a small negative one after conjugation, i.e. after replacing $R(z)$ with $R(\bar{z})$. Indeed,

$$(R(u), R(v)) = \text{Re } R(u)\overline{R(v)}$$

remains the same after the conjugation, and

$$\frac{d\sigma(u + tR(u))}{dt}(t) = \text{Im} \frac{R'(u + tR(u))}{R(u + tR(u))} R(u)$$

changes sign.

Lemma 3.20. *The curve of inflections (given by $\text{Im } R' = 0$) does not intersect small horns.*

Proof. We have that $\frac{d\sigma(u+tR(u))}{dt}|_{t=0} = \text{Im } R'(u) \geq 0$. Assume that we have the equality at some $u \in {}_p\Delta_{p''}^{p'}$. Since ${}_p\Delta_{p''}^{p'}$ is open and R' is an open map, this assumption will imply that $\frac{d\sigma(u+tR(u))}{dt}|_{t=0}$ changes sign in ${}_p\Delta_{p''}^{p'}$, which contradicts the smallness assumptions. \square

We define the cone complementary to ${}_p\Delta_{p''}^{p'}$ (in short, the *complementary cone*) to be the open cone ${}_{p''}\angle$ with the apex p'' bounded by part of the ray $r(p)$ starting at p'' and by the ray extending the segment $p'p''$.

Lemma 3.21. *Consider a point p which neither belongs to $\mathcal{Z}(PQ)$ nor to the interior of M_{CH}^T . Assume that the integral curve γ of the vector field $R(z)\partial_z$ containing p is not a straight line. Then there exists a horn ${}_p\Delta_{p''}^{p'}$ such that both ${}_p\Delta_{p''}^{p'}$ and its complementary cone ${}_{p''}\angle$ do not intersect M_{CH}^T .*

Proof. Let $D(p) = \{|z - p| < \delta_{\mathcal{Z}}(p) = \frac{1}{2} \text{dist}(p, \mathcal{Z}(PQ))\}$.

First, assume that $p \notin M_{CH}^T$. Then by definition, $r(p) \subset M_{CH}^{T^c}$.

Choose some $\delta > 0$ and define $p_0 = p$ and

$$p_i = p_{i-1} + \delta R(p_{i-1}) \in r(p_i) \subset M_{CH}^{T^c} \cap D(p), \quad i = 1, \dots, N = N(\delta) = O\left(\frac{\delta_{\mathcal{Z}}(p)}{\delta}\right),$$

(we stop when $p_{N+1} \notin D(p)$).

The broken line $\hat{\gamma}_p^{p_N} = \cup_{i=1}^N [p_{i-1}, p_i] \subset M_{CH}^{T^c} \cap D(p)$ is the Euler approximation to the positive trajectory γ_p^+ of $R(z)\partial_z$ starting from p and converges to it (more exact, to the connected component $\gamma_p^{p'} \subset D(p)$ of $\gamma_p^+ \cap D(p)$ containing p) as $\delta \rightarrow 0$. Thus $\gamma_p^{p'} \subset \overline{M_{CH}^{T^c}}$. Repeating this argument for all $\tilde{p} \notin M_{CH}^T$ sufficiently close to p we see that

$$\gamma_p^{p'} \subset \left(\overline{M_{CH}^{T^c}}\right)^\circ = M_{CH}^{T^c}. \quad (3.2)$$

If $\gamma_p^{p'}$ is a subset of the curve of inflections then it is a part of a straight line, which is excluded by our assumption. Thus we can assume that for p' sufficiently close to p the curve $\gamma_p^{p'}$ intersects the curve of inflections only at p . Therefore $\gamma_p^{p'}$ is convex and, choosing p' closer to p if needed, we can assume that $\gamma_p^{p'}$ is of angle smaller than π . Therefore

$$\left(\bigcup_{s \in \gamma_p^{p'}} r(s)\right)^\circ = {}_{p''}\angle \cup {}_p\Delta_{p''}^{p'} \subset M_{CH}^{T^c}. \quad (3.3)$$

Second, assume that $p \in \partial M_{CH}^T$ and let $\gamma_p^{p'}$ be a part of the connected piece of $\gamma_p^+ \cap D(p)$ containing p such that $\gamma_p^{p'}$ is convex and of angle smaller than $\pi/2$. Let $p_i \notin M_{CH}^T$ be a sequence of points tending to p and take $p'_i \in \gamma_{p_i}^+$ such that $\gamma_{p_i}^{p'_i}$ converges to $\gamma_p^{p'}$. By analyticity this convergence is uniform in C^1 sense as well. Therefore

$$\left(\bigcup_{s \in \gamma_p^{p'}} r(s)\right)^\circ \subset \bigcup_i \left(\bigcup_{s \in \gamma_{p_i}^{p'_i}} r(s)\right)^\circ \subset M_{CH}^{T^c}, \quad (3.4)$$

which finishes the proof. \square

3.3.2. Small horns exist.

Proposition 3.22. *For any point $p \notin \mathcal{Z}(PQ)$ such that the trajectory $\gamma(p)$ of R starting at p is not a straight line, there exists a small horn ${}_p\Delta_{p''}^{p'}$.*

Proof. Using an affine change of variables we can assume that $p = 0$ and $R(0) = 1$. By assumption $R(z)$ is not a real rational function. Let

$$R(u) = 1 + \rho(u) + ibu^m + O(u^{m+1}), \quad b > 0, \rho \in \mathbb{R}[u], m \geq 1 \quad (3.5)$$

be the Taylor expansion of $R(z)$ at 0 (the case $m = 1$ is covered by Lemma 3.23). Here we can assume that $b > 0$ by replacing $R(z)$ by $\overline{R(\bar{z})}$, if necessary.

First, we consider the case $m = 1$, i.e. $p \notin \mathcal{I}_R$.

Lemma 3.23. *For every compact set K not intersecting the curve of inflections \mathcal{I}_R , there is a $\delta = \delta(K) > 0$ such that for every $p \in K$, there is a small horn ${}_p\Delta_{p''}^{p'}$ of diameter greater than δ .*

Proof. Indeed, for any $p \in K$ the function $\operatorname{Re} R(u)\overline{R(v)}$ is positive and $\operatorname{Im} \frac{R'(u)}{R(u)}R(v)$ are non-zero at $(p, p) \in \mathbb{C}^2$, so this remains true for all $(u, v) \in \mathbb{C}^2$ such that $\operatorname{dist}((p, p), (u, v)) < \delta = \delta(p)$ by continuity. This means that any ${}_p\Delta_{p'}^{p'} \subset U_{\delta(p)}(p)$ is a small horn. The uniform lower bound follows from the continuity of $\delta(p)$. \square

From now on we assume that $m \geq 2$. Our next goal is to find the asymptotics of γ_0 near 0 and the ${}_0\Delta_{p'}^{p'}$. We abuse notation by writing the germ of γ_0 as $\gamma_0 = \{x + i\gamma_0(x), x > 0\}$.

Lemma 3.24.

$$\gamma_0(x) = \frac{b}{m+1}x^{m+1} + O(x^{m+2}) \quad (3.6)$$

and

$${}_0\Delta_{p'}^{p'} \subset \{0 < x < \epsilon, 0 < y < \gamma_0(x)\}. \quad (3.7)$$

Proof. Note that

$$\gamma_0 \subset \{\operatorname{Im} F = 0\}, \text{ where } F' = \frac{1}{R}, F(0) = 0. \quad (3.8)$$

Indeed,

$$\frac{d}{dt} \operatorname{Im} F(\gamma_0(t)) = \operatorname{Im} \frac{d}{dt} F(\gamma_0(t)) = \operatorname{Im} (F' \cdot \dot{\gamma}_0(t)) = 0.$$

Now,

$$\frac{1}{R} = \frac{1}{1 + \rho(u)} - \frac{ibu^m}{(1 + \rho(u))^2} + O(u^{m+1}), \quad (3.9)$$

so

$$F(u) = u + \tilde{\rho}(u) - i\frac{b}{m+1}u^{m+1} + O(u^{m+2}), \quad \tilde{\rho} \in \mathbb{R}[u].$$

For $u = x + iy$ we get

$$\operatorname{Im} F(u) = y(1 + o(1)) - \frac{b}{m+1}x^{m+1} + O(u^{m+2}).$$

Recalling that γ_0 is tangent to the real axis, we have $y = o(x)$. Therefore

$$\{\operatorname{Im} F = 0\} = \left\{x + iy : y = \frac{b}{m+1}x^{m+1} + O(x^{m+2})\right\} \subset \{y \geq 0\}$$

near the origin, and the claim of the Lemma follows since $r(0) = \mathbb{R}_+$. \square

Next, we have to check the two conditions in Definition 3.18 for ${}_0\Delta_{p'}^{p'}$, with p' sufficiently close to 0. The second condition is easy: since $R(0) = 1$ then the scalar product $(R(u), R(v))$ is positive for all $u, v \in {}_0\Delta_{p'}^{p'}$ by continuity.

To check the first condition set $u = x_1 + iy_1, v = x_2 + iy_2 = u + tR(u) \in {}_0\Delta_{p'}^{p'}$ with $t > 0$. By the second property of the small horns, we have $x_2 > x_1$. By (3.7) we have $y_i = O(x_i^{m+1})$. Combining (3.9) and

$$R'(v) = \rho'(v) + imbv^{m-1} + O(v^m), \quad (3.10)$$

we get

$$\begin{aligned} \frac{R'(v)}{R(v)} &= (\rho'(x_2) + imbx_2^{m-1} + O(x_2^m)) \frac{1 + \rho(x_2) - ibx_2^m + O(x_2^{m+1})}{(1 + \rho(x_1))^2} \\ &= \frac{\rho'(x_2)(1 + \rho(x_2)) + imbx_2^{m-1} + O(x_2^m)}{(1 + \rho(x_2))^2}. \end{aligned}$$

Thus, using (3.5), we get for $\Phi(u, v) = (1 + \rho(x_2))^2 \operatorname{Im} R(u) \frac{R'(v)}{R(v)}$ the equation

$$\begin{aligned} \Phi &= \operatorname{Im} \left([1 + \rho(x_1) + ibx_1^m + O(x_1^{m+1})] \cdot [\rho'(x_2)(1 + \rho(x_2)) + imbx_2^{m-1} + O(x_2^m)] \right) \\ &= mbx_2^{m-1} + O(x_2^m) > 0, \end{aligned} \quad (3.11)$$

where we use $x_1 \leq x_2$. This proves the first requirement of Definition 3.18. \square

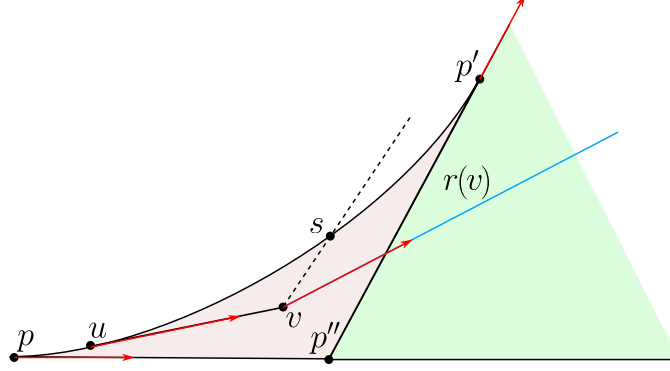


FIGURE 2. Removing small horns.

Corollary 3.25. *The germ of \mathfrak{I}_R at p cannot lie between γ_p^+ and $r(p)$.*

Proof. This would mean that this germ lies inside ${}_p\Delta_{p''}^{p'}$, which is impossible by Proposition 3.22 and Lemma 3.20. \square

3.3.3. *Removing small horns.* We will use the following general Lemma

Lemma 3.26. *Assume that for some open set $U \subset \mathbb{C} \setminus \mathcal{Z}(PQ)$ and every point $u \in U$, the associated ray $r(u)$ lies in the union $U \cup (M_{CH}^T)^c$. Then $M_{CH}^T \cap U = \emptyset$.*

Proof. Indeed, if not then $M_{CH}^T \setminus U \subsetneq M_{CH}^T$ will be again invariant, which contradicts minimality of M_{CH}^T . \square

The crucial property of small horns is the following Lemma.

Lemma 3.27. *For any $v \in {}_p\Delta_{p''}^{p'}$, one has $r(v) \subset {}_p\Delta_{p''}^{p'} \cup {}_{p''}\angle$.*

Proof. We prove the statement assuming that the small horn ${}_p\Delta_{p''}^{p'}$ is positive, the negative case will follow by conjugation.

Let $u \in \gamma_p^{p'}$ be a point such that $v \in r(u)$. By definition of small horns, we have $\sigma(p) < \sigma(u) < \sigma(v)$, see Fig. 2.

The ray r_v does not intersect $\gamma_p^{p'}$. Indeed, assume that the ray $r(v)$ intersects $\gamma_p^{p'}$ at a point s . Then at the intersection point the slope of $\gamma_p^{p'}$ should be smaller than the slope of $r(v)$, i.e. $\sigma(s) < \sigma(v)$ which contradicts the requirement that the slope is monotone increasing along the segment joining v and s .

Also $r(v)$ cannot intersect pp'' since $\sigma(v) > \sigma(u)$ and $\sigma(u) > \sigma(p)$, where $u \in \gamma_p^{p'}$ such that $v \in r(u)$.

Thus $r(v)$ leaves ${}_p\Delta_{p''}^{p'}$ and enters ${}_{p''}\angle$ at some point of $p''p'$ with the slope $\sigma(p) < \sigma(v) < \sigma(p')$. Thus $r(v)$ never leaves ${}_{p''}\angle$. \square

Proposition 3.28. *Assume that ${}_p\Delta_{p''}^{p'}$ is a small horn and ${}_{p''}\angle \subset (M_{CH}^T)^c$. Then p is not in the interior of M_{CH}^T .*

Proof. Follows from Lemmas 3.26 and 3.27. \square

4. BOUNDARY ARCS

Recall that we consider an operator T whose minimal set M_{CH}^T is different from \mathbb{C} and has a nonempty interior. We want to describe its boundary in combinatorial and dynamical terms. To do this, we introduce two set-valued functions.

Recall that in our terminology, $\overline{M_{CH}^T}$ is the closure of M_{CH}^T in the extended plane $\mathbb{C} \cup \mathbb{S}^1$.

4.1. The correspondences Γ and Δ .

Definition 4.1. For any $x \in \partial M_{CH}^T \setminus \mathcal{Z}(PQ)$, we define:

- $\Gamma(x) = \{y \in \gamma_x^+ \mid y \neq x\} \cap \overline{M_{CH}^T}$ where γ_x^+ is the positive trajectory of the vector field $R(z)\partial_z$ starting at x ;
- $\Delta(x) = \{y \in r(x) \mid y \neq x\} \cap \overline{M_{CH}^T}$.

Note that if $y \in \Gamma(x)$ or $y \in \Delta(x)$, and $x \in \partial M_{CH}^T$, then $y \in \partial M_{CH}^T$ as well.

Using correspondences Γ and Δ , we split the set of boundary points of M_{CH}^T disjoint from the curve of inflections into the following three types.

Definition 4.2. A point of $\partial M_{CH}^T \setminus (\mathcal{Z}(PQ) \cup \mathcal{I}_R)$ is a point of:

- *local type* if $\Gamma(z) \neq \emptyset$ and $\Delta(z) = \emptyset$;
- *global type* if $\Gamma(z) = \emptyset$ and $\Delta(z) \neq \emptyset$;
- *extruding type* if $\Gamma(z) \neq \emptyset$ and $\Delta(z) \neq \emptyset$.

By Proposition 4.7 these are the only possibilities for points in $\partial M_{CH}^T \setminus \mathcal{I}_R$.

4.2. Support lines. In this (sub)section We prove that for a given point z , the condition $\Delta(z) \neq \emptyset$ means that the associated ray $r(z)$ is a *support line* of $\overline{M_{CH}^T}$.

For any oriented support line of $\overline{M_{CH}^T}$, we define the *co-orientation* of its support in the following way. The support point x is:

- a *direct support point* if the standard orientation of ∂M_{CH}^T and the orientation of the support line agree at x ;
- an *indirect support point* otherwise.

In particular, if the support line is the positively oriented real axis, a support point x is called *direct* if the intersection of M_{CH}^T with a neighborhood of x is contained in the upper half-plane (see Figure 3 for examples of indirect support points).

Definition 4.3. Consider $z \in \mathbb{C}$ such that:

- z does not belong to the tangency locus \mathcal{T}_R of the curve of inflections \mathcal{I}_R ;
- z is not a root of P or Q .

Then we say that $z \in \mathfrak{E}^+$ (resp. \mathfrak{E}^-) if the associated ray $r(z)$ is pointing inside the inflection domain \mathcal{I}^+ (resp. \mathcal{I}^-). This includes $z \in \mathcal{I}^+$ (resp. \mathcal{I}^-).

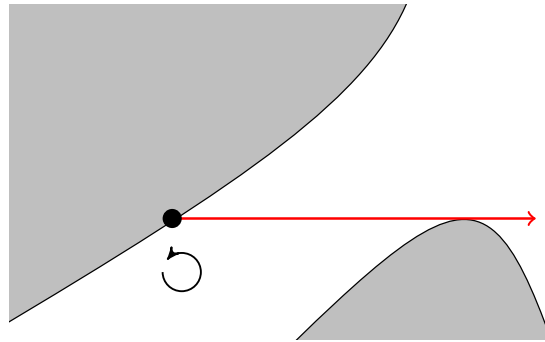


FIGURE 3. The point where the red arrow is tangent to M_{CH}^T is an indirect support point. The circular arrow indicates that the black point belongs to \mathfrak{E}^+ .

Lemma 4.4. Consider $z \in \partial M_{CH}^T \setminus \mathcal{Z}(PQ)$ such that $z \in \mathfrak{E}^+$ (resp. \mathfrak{E}^-). If $y \in \Delta(z)$, then y is an indirect support point (resp. a direct support point).

Proof. Without loss of generality, we can assume that $z \in \mathfrak{E}^+$, $z = 0$, $r(z) = \mathbb{R}_{>0}$ and $y = 1$. This implies that γ_0 lies in the upper half-plane. By Lemma 3.21 there is a neighborhood V of y such that $V \cap \left(\overline{M_{CH}^T}\right)^\circ$ is contained in the lower half-plane. Therefore y is an indirect support point. \square

Lemma 4.5. *Take $x, y \in \partial M_{CH}^T$ such that:*

- $x, y \in \mathfrak{E}^- \cup \mathfrak{E}^+$
- *the associated rays $r(x)$ and $r(y)$ intersect at some point $m \in \mathbb{C}$;*
- $\sigma(y) \in]\sigma(x) - \pi, \sigma(x)[$.

Then the open cone Γ with apex m and the interval of directions $]\sigma(y), \sigma(x)[$ is disjoint from $(M_{CH}^T)^\circ$ and there are the following subcases:

- *either $y \in \mathfrak{E}^+$ or $\Delta(y) \subset [y, m]$;*
- *either $x \in \mathfrak{E}^-$ or $\Delta(x) \subset [x, m]$.*

Proof. The path formed by the concatenation of segments $[x, m]$ and $[m, y]$ can be approached by a family paths joining x and y or a family of paths joining y and x whose interior points are disjoint from M_{CH}^T . Lemma 2.9 applies to one of these families of paths so Γ is disjoint from $(M_{CH}^T)^\circ$.

Then, we assume by contradiction that $y \in \mathfrak{E}^-$ and some point $z \in \Delta(y)$ does not belong to $[y, m]$. Since Γ is disjoint from $(M_{CH}^T)^\circ$, it follows that z is an indirect support point of the line containing $r(y)$ which contradicts Lemma 4.4. Consequently either $\Delta(y) \subset [y, m]$ or $y \notin \mathfrak{E}^-$.

An analogous argument proves that either $x \in \mathfrak{E}^-$ or $\Delta(x) \subset [x, m]$. \square

4.3. Local arcs. In this section, we prove that local points (see Proposition 4.7) form *local arcs*.

Definition 4.6. A *local arc* of ∂M_{CH}^T is a maximal open arc of an integral curve of vector field $R(z)\partial_z$ that contains only local points. In particular, it is disjoint from $\mathcal{Z}(PQ)$ and \mathcal{J}_R .

Local arcs are oriented by the vector field $R(z)\partial_z$.

Using the geometry of horns (see Section 3.3), we can show that every local point actually belongs to a local arc of ∂M_{CH}^T .

Proposition 4.7. *Consider a point $p \in \partial M_{CH}^T$ and such that $\Delta(p) = \emptyset$ and $p \notin \mathcal{Z}(PQ) \cup \mathcal{J}_R$. Then, the germ of the integral curve γ_p of $R(z)\partial_z$ passing through p belongs to ∂M_{CH}^T .*

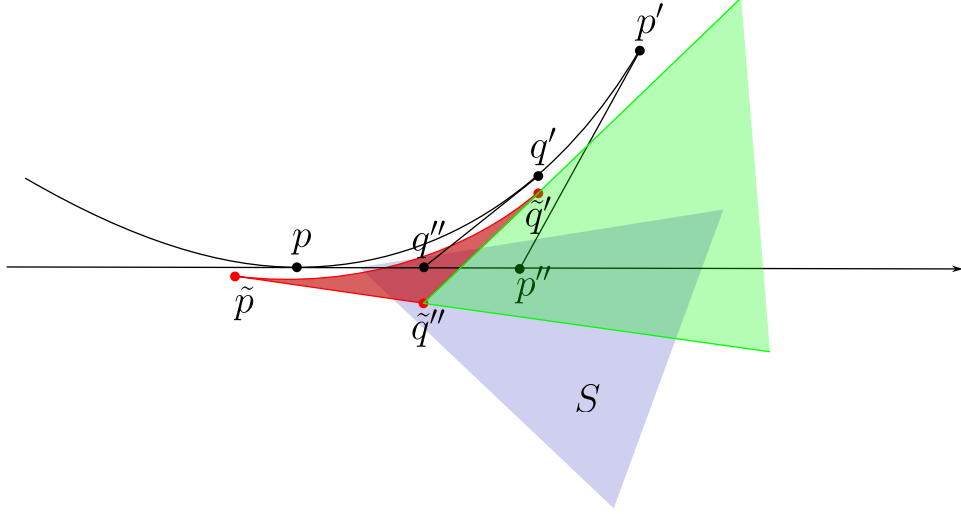
Without loss of generality, we assume that $p = 0$, $r(p) = \mathbb{R}_+$ and $p \in \mathfrak{E}^+$, so $\gamma_p^{p'}$ lies in the upper half-plane. The proof consists of two steps illustrated by Figure 4 and Figure 5 respectively.

Lemma 4.8. M_{CH}^T *lies above the integral curve γ_p of $R(z)\partial_z$ passing through p .*

Proof: see Fig. 4. By Lemma 3.21 there exists $p' \in \gamma_p^+$ such that the union ${}_p\Delta_{p'}^{p'} \cup {}_{p''}\Delta^{p'}$ is outside of M_{CH}^T . Let $q' \in \gamma_p^{p'}$, $q' \neq p, p'$, and let $q'' \in \mathbb{R}_+$ be the intersection point of \mathbb{R}_+ with the line tangent to $\gamma_p^{p'}$ at q' . By Proposition 3.22 we can assume that ${}_p\Delta_{q'}^{q'}$ is a *small horn* at p , ${}_p\Delta_{q'}^{q'} \subset {}_p\Delta_{p'}^{p'}$. Clearly, $\sigma(q') < \sigma(p')$.

The condition $\Delta(p) = \emptyset$ implies that $q'' \in M_{CH}^T{}^c$. Moreover, as $+\infty \notin \Delta(0)$, there is an open sector S with vertex on \mathbb{R} , containing $[q'', +\infty)$ and disjoint from M_{CH}^T .

For a point \tilde{p} sufficiently close to p and lying below γ_p consider a horn ${}_{\tilde{p}}\Delta_{\tilde{q}''}^{\tilde{q}'}$ with vertices \tilde{q}' and \tilde{q}'' close to q' and q'' , respectively. By continuity, the part of

FIGURE 4. M_{CH}^T lies above the trajectory $\gamma_p^{p'}$.

$r(\tilde{p})$ starting from \tilde{q}'' lies in S . Also, \tilde{q}' lies in the horn ${}_p\Delta_{p''}^{p'}$, so $r(\tilde{q}') \cap M_{CH}^T = \emptyset$ by Lemma 3.21.

Thus the complementary cone ${}_{\tilde{q}''}\angle$ of \tilde{p} with vertex \tilde{q}'' lies outside of M_{CH}^T . Therefore by Proposition 3.28 $\tilde{p} \notin M_{CH}^T$, so $\tilde{p} \in \overline{M_{CH}^T}^c$. As this remains true for any point in a sufficiently small neighborhood of \tilde{p} , we conclude $\tilde{p} \in \left(\overline{M_{CH}^T}^c\right)^\circ = M_{CH}^T$. Thus near p the set M_{CH}^T lies above γ_p . \square

Lemma 4.9. *The boundary ∂M_{CH}^T coincides with the integral curve γ_p in a neighborhood of p .*

Proof: See Figure 5. Lemma 4.8 and its proof implies that p lies on the boundary of a sector S with a vertex $s \in \mathbb{R}$, $s \neq p$, and disjoint from M_{CH}^T .

Recall that by Lemma 3.23 there is a lower bound δ on the size of small horns for all points close to p .

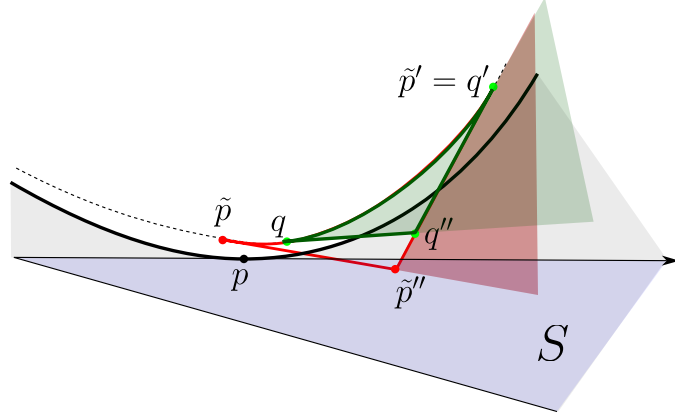
Assume that a point $q \notin M_{CH}^T$ close to p lies above γ_p on a distance much smaller than δ and let ${}_q\Delta_{q''}^{q'}$ be its horn (necessarily small) of size $\delta/2$. Both ${}_q\Delta_{q''}^{q'}$ and ${}_{q''}\angle$ lie outside of M_{CH}^T .

Let \tilde{p} be a point on γ_q close to q and in the negative direction from q , let \tilde{p}'' be the intersection of $r(\tilde{p})$ and the line $q'q''$. The horn ${}_{\tilde{p}}\Delta_{\tilde{p}''}^{q'}$ is smaller than δ , so is small.

The ray $\tilde{p}''q'$ lies outside of M_{CH}^T . Moreover, as long as the ray $p'' + R(\tilde{p})\mathbb{R}_+ \subset r(\tilde{p})$ lies outside M_{CH}^T we have ${}_{\tilde{p}''}\angle \subset M_{CH}^T$, so $\tilde{p} \notin M_{CH}^T$ by Proposition 3.28.

These arguments work for all points \tilde{p} sufficiently close to p and with slope $\sigma(\tilde{p})$ exceeding some negative number (namely the slope of the second side of S), in particular, for points slightly above γ_p^- , the negative trajectory of γ_p . But p lies in the horn of size δ of such a point, which means that $p \notin M_{CH}^T$ by Lemma 3.21, a contradiction. \square

Local analysis of horns (see Section 3.3) leads to the following results about the correspondence Γ .


 FIGURE 5. $\gamma_p^{p'}$ is boundary of M_{CH}^T

Corollary 4.10. *Consider $z \in \partial M_{CH}^T$ such that $z \notin \mathcal{Z}(PQ) \cup \mathcal{J}_R$. If $\Gamma(z) \neq \emptyset$ then z is either the starting point or a point of a local arc.*

Proof. We just have to prove that for some $y \in \Gamma(z)$ such that y is close enough to z , the arc α of integral curve between z and y belongs to ∂M_{CH}^T . This follows from Lemma 3.21. \square

Proposition 4.11. *Any local arc is a locally strictly convex real-analytic curve. Its orientation coincides with the standard topological orientation of ∂M_{CH}^T if it is contained in \mathcal{J}^+ (and with the opposite orientation otherwise).*

Proof. As any integral curve of a real-analytic vector field, a local arc is a real-analytic curve in \mathbb{R}^2 . The arc has to be locally convex because otherwise, the associated ray (which is contained in the tangent line) at some point would cross the interior of M_{CH}^T . Besides, direct computation shows that the curvature of an integral curve becomes zero only at points belonging to \mathcal{J}_R . \square

Let us check that a local arc of ∂M_{CH}^T cannot end inside an inflection domain. It cannot be periodic either.

Proposition 4.12. *Every local arc has an endpoint that belongs to $\mathcal{Z}(PQ) \cup \mathcal{J}_R$.*

Besides, if such an endpoint belongs to $\mathcal{Z}(PQ)$, it is either a regular point or a simple pole of $R(z)$.

Proof. Assume that the local arc γ is periodic and doesn't intersect $\mathcal{Z}(PQ) \cup \mathcal{J}_R$. Then following Proposition 4.11, γ is a strictly convex closed loop disjoint from $\mathcal{Z}(PQ)$ and M_{CH}^T is a strictly convex compact domain bounded by γ (in particular γ encompasses every point of $\mathcal{Z}(PQ)$). A neighborhood of γ is foliated by periodic integral curves γ_t of the vector field $R(z)\partial_z$ that are also disjoint from $\mathcal{Z}(PQ)$ and \mathcal{J}_R , so strictly convex as well. Each of them cuts out a strictly convex compact domain \mathcal{D}_t . For each point z in the complement of some \mathcal{D}_t , $r(z)$ remains disjoint from \mathcal{D}_t , which by Lemma 3.26 contradicts the minimality of M_{CH}^T .

Now, we show that a local arc cannot go to infinity. When $|\deg Q - \deg P| \leq 1$, integral curves going to infinity enter the cones disjoint from M_{CH}^T and never leave them (see Section 2.5) and otherwise M_{CH}^T is trivial.

In the remaining cases, Poincaré-Bendixson theorem proves that a local arc γ has an ending point $y \in \partial M_{CH}^T$. We assume by contradiction that $y \notin \mathcal{Z}(PQ) \cup \mathcal{J}_R$. We consider an arc β formed by a portion of the integral curve ending at y and a portion of the associated ray $r(y)$. Provided that β remains in the same inflection

domain as y , the family of associated rays starting at the points of the arc β sweeps out a domain containing a cone (see Lemmas 2.9 and 3.21). Therefore, we have $\Delta(y) = \emptyset$. Proposition 4.7 then proves that the local arc can be continued in a neighborhood of y .

If $y \in \mathcal{Z}(PQ)$ and is a zero or a pole of $R(z)$, then \mathcal{L}_y contains an interval of length at least π (see Definition 3.2). Corollary 3.5 proves that y is either a simple pole or a simple zero satisfying $\phi_y = 0$. In the latter case, y is a repelling singular point of $R(z)\partial_z$ and therefore cannot be the endpoint of a local arc. \square

As we will see in Section 4.6, in contrast with the case of ending points, a local arc can start inside an inflection domain at a point of extruding type.

4.4. Local connectedness of M_{CH}^T . Here we show that M_{CH}^T is locally connected, away from the part of the tangency locus that is formed by straight lines.

Lemma 4.13. *M_{CH}^T is locally connected outside of $\mathcal{I}_R \cup \mathcal{Z}(PQ)$.*

Proof. If $z \in \partial M_{CH}^T$ is a point of local type, then the boundary locally coincides with the integral curve passing through z by Lemma 4.9. Next, let $z \in \partial M_{CH}^T \setminus (\mathcal{Z}(PQ) \cup \mathcal{I}_R)$ with $\Delta(z) \neq 0$. Let $y \in \Delta(z)$. As $z \notin \mathcal{Z}(PQ) \cup \mathcal{I}_R$, by or Lemma 2.11 Lemma 2.16 there is a unique germ of \mathfrak{t}_y passing through z , and it does so transversely to the integral curve of $R(z)\partial_z$ passing through z . Then taking the backward trajectories of $R(z)\partial_z$ of points in \mathfrak{t}_y , all points on one side of \mathfrak{t}_y near z belong to M_{CH}^T . Taking now as a neighborhood basis a family of decreasing curvilinear quadrilaterals with two of the sides being trajectories of $R(z)\partial_z$ and two sides being smooth curves on either side of \mathfrak{t}_y , it follows that all points on the other side of \mathfrak{t}_y have backward trajectories of $R(z)\partial_z$ intersecting \mathfrak{t}_y inside these neighborhoods, provided they are sufficiently small. As for any $x \in M_{CH}^T$, its backward trajectory belongs to M_{CH}^T , it follows that M_{CH}^T is locally connected at z . \square

Lemma 4.14. *M_{CH}^T is locally connected at zeros and poles of R .*

Proof. If z is a pole of R it follows from Proposition 3.12 in [AHN+24] and Corollary 3.5 that M_{CH}^T is locally connected at z . Next, for z a zero of R it follows from the same corollary in the case $m \geq 2$ and the local portrait of $R(z)\partial_z$ and in the case $m = 1$ from the fact that the backward trajectories of all nearby points to z tend to z . \square

Lemma 4.15. *M_{CH}^T is locally connected at all z , such that γ_z is not a straight line.*

Proof. Since the integral curve γ_z of vector field $R(z)\partial_z$ containing z is not a straight line, some germ of the negative part γ_z^- lies outside of \mathcal{I}_R . Recall that if $y \in M_{CH}^T$ then the negative part γ_y^- of γ_y necessarily lies in M_{CH}^T .

Let $\gamma_z^-(\epsilon) \subset \mathcal{I}_R^c$ be the part of the negative trajectory γ_z^- lying strictly between z and $y = g_R^{-\epsilon}(z)$ where g_R^t is the flow of $R(z)\partial_z$. By Lemma 4.13 there is a neighborhood V_y of y of size smaller than ϵ such that $V_y \cap M_{CH}^T$ is connected. Now, let $U_z = \cup_{0 \leq t \leq \epsilon} g_R^t(V_y)$. Clearly U_z is a neighborhood of z . We claim that $U_z \cap M_{CH}^T$ is connected. Indeed, if $w \in U_z \cap M_{CH}^T$ then $w = g_R^t(w')$ for some $w' \in V_y \cap M_{CH}^T$, $0 \leq t \leq \epsilon$. Since w' lies in the same connected component of $U_z \cap M_{CH}^T$ as y and w and w' are jointed by $\gamma_w^- \subset U_z \cap M_{CH}^T$ this means that $U_z \cap M_{CH}^T$ is connected. As ϵ can be chosen arbitrarily small, the statement follows. \square

We denote by \mathcal{L}_R the set of R -invariant lines.

Corollary 4.16. *$\partial M_{CH}^T \setminus \mathcal{L}_R$ is parametrizable.*

By Carathéodory's theorem, the boundary of an open set is parametrizable if its boundary is locally connected. For each $z \in \partial M_{CH}^T \setminus \mathcal{L}_R$ we have by Lemma 4.14 and Proposition 4.15 a neighborhood basis $\mathcal{N}(z)$ consisting of sets such that $U \cap M_{CH}^T$ is connected. Define $U(z) \in \mathcal{N}(z)$ to be a set of the form $U(z) \subset B(z, \frac{1}{2}d(z, \mathcal{L}_R))$. The union

$$\bigcup_{z \in \partial M_{CH}^T \setminus \mathcal{L}_R} U(z)$$

is an open cover of $\partial M_{CH}^T \setminus \mathcal{L}_R$ and being a subset of \mathbb{C} , it has a countable subcover

$$\bigcup_{n \in \mathbb{N}} U(z_n).$$

For each z_n , $\overline{U(z_n) \cap M_{CH}^T}$ is locally connected and by Lemma 2.21 and the fact that all irregular points are contained in \mathcal{L}_R , its boundary is a Jordan curve away from the poles and zeros of $R(z)$. Hence $\overline{\partial U(z_n) \cap \partial M_{CH}^T}$ is parametrizable by Carathéodory's theorem, injectively away from the zeros and poles of $R(z)$. We start with a z_0 and use this parametrization of $\overline{\partial U(z_0) \cap \partial M_{CH}^T}$. Then for the smallest $n = n_1$ such that $U(z_n) \cap U(z_0) \neq \emptyset$, $\overline{\partial M_{CH}^T \cap U(z_n)} \not\subset \overline{\partial M_{CH}^T \cap U(z_0)}$, we glue together the parametrizations of $\overline{\partial(U(z_{n_1}) \setminus U(z_0)) \cap \partial M_{CH}^T}$ with that of $\overline{\partial U(z_0) \cap \partial M_{CH}^T}$ along the end points of the parametrizations. We then have a parametrization of $(U(z_0) \cup U(z_{n_1})) \cap \partial M_{CH}^T := \mathcal{B}_1$. We then take the smallest $n = n_2$ such that $U(z_{n_2}) \cap (U(z_0) \cup U(z_{n_1})) \neq \emptyset$, $\overline{\partial M_{CH}^T \cap U(z_{n_2})} \not\subset \mathcal{B}_1$ and in the same way find a parametrization of $\mathcal{B}_2 := (U(z_0) \cup U(z_{n_1}) \cup U(z_{n_2})) \cap \partial M_{CH}^T$. We proceed in this way inductively to get a parametrization of $\partial M_{CH}^T \setminus \mathcal{L}_R$, potentially pinched at the zeros and poles of $R(z)$ (but not anywhere else).

4.5. Global arcs.

4.5.1. Additional results about correspondence Δ .

Lemma 4.17. *Consider $z \in \partial M_{CH}^T \setminus \mathcal{Z}(PQ)$ such that $z \in \mathfrak{E}^+$ (resp. \mathfrak{E}^-). If $y \in \partial M_{CH}^T$ and $y \in \Delta(z)$, then one of the following statements holds:*

- $y \in \mathcal{Z}(PQ) \cup \mathfrak{I}_R$;
- $y \in \mathfrak{I}^-$ (resp. \mathfrak{I}^+).

Proof. Without loss of generality, we assume that $z = 0$, $r(z) = \mathbb{R}^+$ and $z \in \mathfrak{E}^+$.

We consider $y \in \Delta(z)$ such that $y \notin \mathcal{Z}(PQ) \cup \mathfrak{I}_R$. If $\Delta(y) = \emptyset$, then Proposition 4.7 shows that y belongs to a local arc. Besides, y is an indirect support point of the associated ray $r(z)$ (see Lemma 4.4). If $y \in \mathfrak{I}^+$, then the associated rays starting from a germ of the local arc at y sweep out a neighborhood of z and we get a contradiction. Therefore $y \in \mathfrak{I}^-$.

Now we consider the case where $\Delta(y) \neq \emptyset$ and assume by contradiction that $y \in \mathfrak{I}^+$. If $\text{Im}(R(y)) > 0$, then Lemma 4.5 provides an immediate contradiction. If $\text{Im}(R(y)) < 0$, then \mathcal{L}_y (see Definition 3.2) contains an interval of length strictly larger than π such that $\sigma(y)$ is one of the ends. It follows from Corollary 3.5 that y is a simple zero of $R(z)$ (and therefore $y \in \mathcal{Z}(PQ)$).

If $r(y) = y + \mathbb{R}^-$, then for some small $\epsilon > 0$, points of the interval $] - \epsilon, \epsilon[$ are disjoint from the interior of M_{CH}^T . Associated rays starting from the points of $] - \epsilon, \epsilon[$ sweep out an open cone containing a neighborhood of y . This contradicts the assumption $y \in \partial M_{CH}^T$. Therefore, $r(y) = y + \mathbb{R}^+$ and $r(y) \subset r(z)$. In this case, for some small $\epsilon' > 0$, points of $]y - \epsilon', y[$ are disjoint from the interior of M_{CH}^T and their associated rays will sweep out a neighborhood of y if $y \in \mathfrak{I}^+$. Therefore, in that case we get that $y \in \mathfrak{I}^-$. Similar result holds for $z \in \mathfrak{E}^-$. \square

Definition 4.18. For any point $z \in \partial M_{CH}^T$ such that $s \notin \mathcal{Z}(PQ) \cup \mathcal{J}_R$ and $\Delta(z) \neq \emptyset$, we define $\Delta^{min}(z)$ (resp. $\Delta^{max}(z)$) as the infimum (resp. the supremum) in $\Delta(z)$ of the order induced by the orientation of the associated ray $r(z)$.

Besides, we define $L_z = |\Delta^{min}(z) - z|$.

Lemma 4.19. For any $z \in \partial M_{CH}^T$ such that $z \notin \mathcal{Z}(PQ) \cup \mathcal{J}_R$ and $\Delta(z) \neq \emptyset$, we have $\Delta^{min}(z) \neq z$ and $L_z \neq 0$.

Proof. Without loss of generality, we assume that $z = 0$, $z \in \mathcal{J}^+$ and $z(x) = \mathbb{R}_{>0}$. For any small enough real positive ϵ , we have $Re(R(\epsilon)), Im(R(\epsilon)) > 0$ and $\epsilon \in \mathcal{J}^+$. If such an ϵ belongs to $\Delta(z)$, then it contradicts Lemma 4.17. \square

Since $\overline{M_{CH}^T}$ is compact in $\mathbb{C} \cup \mathbb{S}^1$, it follows immediately that for any z , $\Delta^{min}(z)$ is actually a point of $\overline{\partial M_{CH}^T}$.

Definition 4.20. For any point $z \in \partial M_{CH}^T$ such that $z \notin \mathcal{Z}(PQ) \cup \mathcal{J}_R$ and $\Delta(z) \neq \emptyset$, we define $\mathcal{U}(z)$ as the connected component of $(M_{CH}^T)^c \setminus [z, \Delta^{min}(z)]$ incident to:

- the right side of $[z, \Delta^{min}(z)]$ if $z \in \mathcal{J}^+$;
- the left side of $[z, \Delta^{min}(z)]$ if $z \in \mathcal{J}^-$.

i.e. in the half-plane bounded by $r(z)$ different to that containing the germ of the trajectory of $R(z)\partial_z$ starting at z .

Lemma 4.21. Consider $z \in \partial M_{CH}^T$ such that $z \notin \mathcal{Z}(PQ) \cup \mathcal{J}_R$, $\Delta(z) \neq \emptyset$ and $z \in \mathcal{J}^+$ (resp. \mathcal{J}^-). For any $y \in \partial M_{CH}^T \cap \partial \mathcal{U}(z)$ such that $y \in \mathcal{J}^+$ (resp. \mathcal{J}^-) and $\Delta(y) \neq \emptyset$, we have $\mathcal{U}(y) \subset \mathcal{U}(z)$.

Besides, if $y \neq z$, we have $\mathcal{U}(y) \subsetneq \mathcal{U}(z)$.

Proof. By connectedness of M_{CH}^T in the case $\deg Q - \deg P = \pm 1$ and the asymptotic geometry of M_{CH}^T in the case $\deg Q - \deg P = 0$, it follows that the associated ray $r(y)$ intersect the associated ray $r(z)$. Applying Lemma 4.5 to $r(z)$ and $r(y)$, we see that $\Delta(y) \subset \partial \mathcal{U}(z)$. Thus $\mathcal{U}(y) \subset \mathcal{U}(z)$.

By connectedness of M_{CH}^T in the case $\deg Q - \deg P = \pm 1$ and the asymptotic geometry of M_{CH}^T in the case $\deg Q - \deg P = 0$, it follows that the associated ray $r(y)$ intersects the associated ray $r(z)$. Applying Lemma 4.5 to $r(z)$ and $r(y)$, we see that $\Delta(y) \subset \partial \mathcal{U}(z)$. Thus $\mathcal{U}(y) \subset \mathcal{U}(z)$.

When $\mathcal{U}(y) = \mathcal{U}(z)$, the associated ray $r(y)$ has to coincide with $r(z)$ (with the same orientation since y and z belong to the same inflection domain). It follows that $y = z$. \square

4.5.2. *Orientation of global arcs.* By Corollary 4.16, the following notion is well-defined.

Definition 4.22. A *global arc* in ∂M_{CH}^T is a maximal open connected arc formed by points of global type.

Furthermore, for a global arc α defined on (t_{min}, t_{max}) , its end point is defined as long as

$$\omega_+(\alpha) := \bigcap_{t_0 \in (t_{min}, t_{max})} \overline{\{\alpha(t) : t > t_0\}}$$

is a singleton (and equals this element). The starting point is analogously defined if

$$\omega_-(\alpha) := \bigcap_{t_0 \in (t_{min}, t_{max})} \overline{\{\alpha(t) : t < t_0\}}$$

is a singleton. If $\omega_+(\alpha)$ is not a singleton, then it can only contain points contained in R -invariant lines, again by Corollary 4.16 and similarly for $\omega_-(\alpha)$. Regardless if they are singletons or not, we call the sets $\omega_{\pm}(\alpha)$ *end accumulation* and the

start accumulation. In case they are in fact singletons, we will also call them end and starting points respectively. We have a geometrically meaningful way to define orientation on global arcs.

Lemma 4.23. *Any global arc $(\alpha_t)_{t \in I}$ can be oriented in such a way that for $t' > t$, we have:*

- $\alpha_t \in \partial M_{CH}^T \cap \partial \mathcal{U}(\alpha_{t'})$;
- $\mathcal{U}(\alpha_{t'}) \supset \mathcal{U}(\alpha_t)$.

In particular, in \mathfrak{J}^+ , the orientation of global arcs coincides with the standard topological orientation of ∂M_{CH}^T (it coincides with the opposite orientation in \mathfrak{J}^-).

In particular, a global arc is an interval, i.e. it cannot be a closed loop.

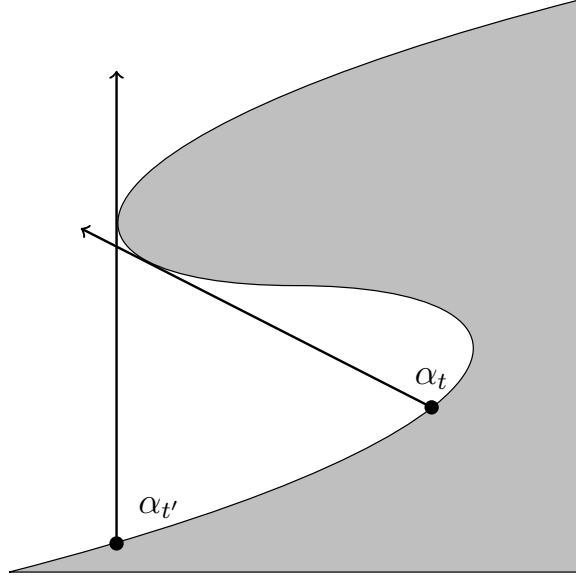


FIGURE 6. Two associated rays from the same global arc.

Proof. Removal of α_t from α cuts the arc into two pieces, one of which is contained in $\partial \mathcal{U}(\alpha_t)$ (see Figure 6). Lemma 4.21 then proves the inclusion of the sets of the form $\mathcal{U}(\alpha_t)$ as t sweeps out the interval I which provides a meaningful orientation on the global arc. \square

Lemma 4.24. *Along a global arc α , the function $\sigma(z) = \arg(R(z))$ is a monotone mapping of α to an interval in \mathbb{S}^1 with length at most π .*

Besides, if $\sigma(\alpha_t) = \sigma(\alpha_{t'})$ for some $t > t'$, then $\Delta(\alpha_t)$ coincides with the point at infinity $\sigma(\alpha_t) = \sigma(\alpha_{t'})$ that also belongs to $\Delta(\alpha_{t'})$.

Proof. Consider two points α_t and $\alpha_{t'}$ of a global arc satisfying $t > t'$ for the canonical orientation. By Lemma 4.23, $\alpha_{t'} \in \partial \mathcal{U}(\alpha_t)$.

Without loss of generality, we assume that α is contained in \mathfrak{J}^+ , $\alpha_t = 0$ and $r(\alpha_t) = \mathbb{R}^+$. If $\sigma(\alpha_{t'}) \in [-\pi, 0[$, any associated ray starting in a small enough neighborhood of $\alpha_{t'}$ will cross M_{CH}^T . If $\sigma(\alpha_{t'}) = 0$, then the interior of the strip bounded by $r(\alpha_t), r(\alpha_{t'})$ and the portion of global arc between α_t and $\alpha_{t'}$ is disjoint from M_{CH}^T . It follows that $\Delta(\alpha_t)$ contains only the point at infinity. In the remaining case, we have $\sigma(\alpha_{t'}) \in]0, \pi[$. \square

Proposition 4.25. *Consider $z \in \partial M_{CH}^T$ such that $z \notin \mathcal{Z}(PQ) \cup \mathfrak{J}_R$ and $\Delta(z) \neq \emptyset$. Then, z is either the endpoint or a point of a global arc.*

Proof. We consider an arbitrarily small open arc α of $\partial M_{CH}^T \cap \mathcal{U}(z)$ ending at z . By assumptions, α is disjoint from $\mathcal{Z}(PQ) \cup \mathcal{J}_R$. If some point $y \in \alpha$ satisfies $\Gamma(y) \neq \emptyset$, then α partially coincides with a local arc. Since the ending point of any local arc belongs to $\mathcal{Z}(PQ) \cup \mathcal{J}_R$ (see Proposition 4.12), comparison of the orientation of local arcs and the orientation of ∂M_{CH}^T in a given inflection domain (see Lemma 4.11) proves that z also belongs to this local arc. This is a contradiction. Therefore, any point y in the arc α satisfies $\Gamma(y) = \emptyset$. Proposition 4.7 then implies that each point of the arc α satisfies $\Delta(y) \neq \emptyset$ and is thus a point of global type. Therefore, z is either the endpoint or a point of a global arc containing α . \square

Proposition 4.26. *If a point $z \in \partial M_{CH}^T$ satisfies:*

- $z \notin \mathcal{Z}(PQ) \cup \mathcal{J}_R$;
- $\Delta(z) \neq \emptyset$;
- $\Gamma(z) = \emptyset$;

then z belongs to a global arc.

Proof. Following Proposition 4.25, z is either the ending point or a point of a global arc. We consider a connected neighborhood V of z in ∂M_{CH}^T that is disjoint from $\mathcal{Z}(PQ) \cup \mathcal{J}_R$. Without loss of generality, we assume that V belongs to \mathcal{J}^+ .

We consider a point $y \in V$ such that the oriented arc from y to z in ∂M_{CH}^T has the same orientation as the standard topological orientation of the boundary. If $\Gamma(y) \neq \emptyset$, then y is either a point or the starting point of a local arc (Corollary 4.10) that can be continued til z (see Proposition 4.12) since V is disjoint from $\mathcal{Z}(PQ) \cup \mathcal{J}_R$. Therefore, $\Gamma(y) = \emptyset$ and it follows then from Proposition 4.7 that $\Delta(y) \neq \emptyset$. Thus, any such point y is a global point belonging to global arc α .

Then, we consider points $y \in V$ such that the oriented arc from y to z in ∂M_{CH}^T has the opposite orientation as the standard topological orientation of the boundary. If such point y satisfies $\Gamma(y) \neq \emptyset$, then it is a point or the starting point of a local arc. Since V is connected and disjoint from $\mathcal{Z}(PQ) \cup \mathcal{J}_R$, it contains at most one local arc starting at a point of extruding type. The complement of the closure of this local arc in V coincides with global arc β . By hypothesis, z is not a point of extruding type so it belongs to a global arc β . \square

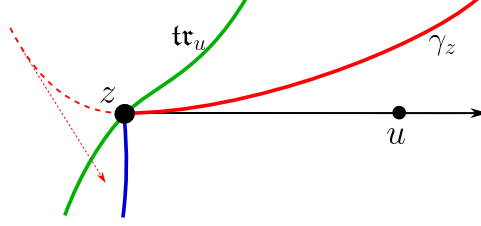
Proposition 4.27. *If $z_0 \in \mathbb{C}$ is the endpoint of a global arc α and is neither a zero nor a pole of $R(z)$, then $\Delta(z_0) \neq \emptyset$.*

Proof. We assume that α is parameterized by the interval $]0, 1[$ (with the correct orientation) and $\alpha(t) \rightarrow z_0$ as $t \rightarrow 1$. For any $n \geq 2$, we pick a point $\beta_n \in \Delta(\alpha(1 - 1/n))$. Since $\mathbb{C} \cup \mathbb{S}^1$ is compact, the sequence $(\beta_n)_{n \geq 2}$ has an accumulation point β . Since z_0 is the endpoint of α , the point β cannot coincide with z_0 (see Lemma 4.23). It follows that a family of associated rays accumulates on a half-line starting at z_0 and containing β . Since $\arg(R(z))$ is continuous in a neighborhood of z_0 , we get that this half-line coincides with the associated ray $r(z_0)$. \square

Definition 4.28. A point $z \in \partial M_{CH}^T$ is a *non-convexity point* if there is a cone \mathcal{C} at z of angle strictly bigger than π and a neighborhood V of z such that $\mathcal{C} \cap V \subset M_{CH}^T$.

For a point z_0 for which $\Delta(z_0)$ consists of a single point u satisfying the condition $R(z_0) + (u - z_0)R'(z_0) \neq 0$, Lemma 2.11 proves that: (i) the root trail \mathfrak{r}_u has a unique branch at z_0 , (ii) it is contained in M_{CH}^T , and (iii) its tangent slope is the argument of $\frac{R^2(z_0)}{R(z_0) + (u - z_0)R'(z_0)}$ (mod π). These lemma yields that if at some point z_0 , $\Delta(z_0)$ contains more than one point, then ∂M_{CH}^T cannot be smooth at z_0 :

Proposition 4.29. *At a point $z \notin \mathcal{J}_R \cup \mathcal{Z}(PQ)$ such that $\Delta(z)$ contains at least two points, the boundary ∂M_{CH}^T has a non-convexity point.*

FIGURE 7. Negative part of γ_z cannot be on the boundary as $\mathbf{tr}_u \subset M_{CH}^T$.

Proof. First assume that $\Delta(z)$ contains two points u, v both of which are not points at infinity. Lemma 2.11 proves that z belongs to two distinct root trails. Assuming that $R(z) + (u - z)R'(z)$ and $R(z) + (v - z)R'(z)$ are nonzero, the tangent slopes of these root trails at z are determined by the argument of $\frac{R^2(z)}{R(z) + (u - z)R'(z)}$ and $\frac{R^2(z)}{R(z) + (v - z)R'(z)}$. By hypothesis, we have $\text{Im}(R'(z)) \neq 0$ and these two branches intersect transversely at z and the claim follows, taking the backward trajectories of the two root-trails. If $R(z) + (u - z)R'(z) = 0$, then two branches of the root trail intersect transversely.

In the remaining case, $\Delta(z)$ contains exactly one point u satisfying the condition $R(z) + (u - z)R'(z) \neq 0$ and a point $\sigma(z)$ at infinity. Then the root trail of u at z has a slope given by the argument of $\frac{R^2(z)}{R(z) + (u - z)R'(z)}$ (or $\frac{R(z)}{R'(z)}$ if u is at infinity, see Lemma 2.16). Similarly, $R'(z) \notin \mathbb{R}$ so these curves intersect transversely at z . Summarizing we see that in all possible cases, the boundary ∂M_{CH}^T has a non-convexity point. \square

4.6. Points of extruding type. Outside the local and the global arcs, the only singular boundary points in the complement of $\mathcal{Z}(PQ) \cup \mathcal{J}_R$ which can occur are points of extruding type.

Proposition 4.30. *Let z be a point of extruding type in ∂M_{CH}^T . Then z is both the endpoint of a global arc and the starting point of a local arc.*

The boundary ∂M_{CH}^T is not C^1 at z and z is a non-convexity point.

Proof. See Fig. 7 below. By definition of the correspondence Γ , and local considerations of R , z is the starting point of a local arc. Propositions 4.25 and 4.26 show that z is the ending point of a global arc.

For any point $u \in \Delta(z)$, the root trail \mathbf{tr}_u has a unique local branch at z and its tangent direction is the argument of $\frac{R^2(z)}{R(z) + (u - z)R'(z)} \pmod{\pi}$, see Lemma 2.11. Indeed, $R(z) + (u - z)R'(z) \neq 0$ because $u - z$ is real collinear to $R(z)$ while $\text{Im}(R'(z)) \neq 0$. Since $z \notin \mathcal{J}_R$, this branch transversely intersects the integral curve of $R(z)\partial_z$ containing z . Both of these branches are (semi)analytic curves contained in M_{CH}^T and the associated rays of the points lying on the negative part of γ_z intersect $\mathbf{tr}_u \subset M_{CH}^T$. Thus the negative part of γ_z is disjoint from ∂M_{CH}^T . \square

4.7. Boundary arcs in inflection domains.

Proposition 4.31. *For any connected component \mathcal{D} of the complement of the curve of inflections \mathcal{J}_R , $\partial M_{CH}^T \cap \mathcal{D}$ is a union of disjoint topological arcs. In each of them, local and global arcs have the same orientation. If $\text{Im}(R')$ is positive (resp. negative) in \mathcal{D} then the latter orientation coincides with (is opposite to) the topological orientation of ∂M_{CH}^T .*

Proof. The statement about orientation follows from Proposition 4.11 and Lemma 4.23. Proposition 4.30 shows that a point of extruding type is incident to a local and a global arcs. It remains to prove that any point of $\mathcal{Z}(PQ) \cap \mathcal{D}$ is incident to at most two arcs.

Such a point z_0 is neither a zero nor a pole of $R(z)$, see Corollary 3.12. Therefore, Corollary 3.6 together with the fact that all irregular points are contained in \mathcal{I}_R proves the statement. \square

5. SINGULAR BOUNDARY POINTS ON THE CURVE OF INFLECTIONS

At points belonging to the curve of inflections the boundary ∂M_{CH}^T can display more complicated behaviours. In this section, we classify boundary points that belong to the transverse locus \mathfrak{J}_R^* of the curve of inflections (see Definition 1.7). For the following definition, recall the Definition 1.8.

Definition 5.1. A point of $\partial M_{CH}^T \setminus \mathcal{Z}(PQ)$ belonging to the transverse locus \mathfrak{J}_R^* is a point of:

- *bouncing type* if $\Delta^+ \neq \emptyset$ and $\Gamma \cup \Delta^- \neq \emptyset$;
- *switch type* if $\Delta^+ \neq \emptyset$ and $\Gamma \cup \Delta^- = \emptyset$;
- *C^1 -inflection type* if $\Delta^+ = \emptyset$, $\Delta^- \neq \emptyset$ and $\Gamma = \emptyset$;
- *C^2 -inflection type* if $\Delta^+ = \emptyset$ and either $\Delta^- = \emptyset$ or $\Gamma \neq \emptyset$.

5.1. Horns at points of the transverse locus. At a point $p \in \mathfrak{J}_R^*$, the curve of inflections is smooth and the vector field $R(z)\partial_z$ is transversal to it. This means that by (3.5) we can assume that

$$R(u) = 1 + \rho u + (a + ib)u^2 + \dots \quad (5.1)$$

where we assumed that $p = 0$. The condition $\text{Im } R'(0) = 0$ means that $\rho \in \mathbb{R}$, and the transversality condition is equivalent to $b \neq 0$. Without loss of generality we can assume that $b > 0$. In other words, $m = 2$ in (3.5) which implies that the integral curves locally look like cubic curves with inflections at these points.

We define the *diameter* of a horn ${}_p\Delta_{p''}^{p'}$, to be the least upper bound $t_0 > 0$ of all $t' > 0$ such that there is $u \in {}_p\Delta_{p''}^{p'}$ such that $u + tR(u) \in {}_p\Delta_{p''}^{p'}$ for all $t \in (0, t')$.

Lemma 5.2. For $p \in \mathfrak{J}_R^*$, there exists a neighborhood Ω of p and $\epsilon > 0$ such that for all points $u \in \bar{\Omega}_+$, where $\Omega_+ = \mathfrak{J}^+ \cap \Omega$, there exists a small horn of diameter greater than ϵ .

Proof. Without loss of generality we assume $p = 0$. Consider the function

$$T(u, t) = \frac{d\sigma(u + tR(u))}{dt}(t) = \text{Im} \left[\frac{R'(u + tR(u))}{R(u + tR(u))} R(u) \right]$$

defined in $\mathbb{C}_u \times \mathbb{R}_t$. Note that by definition $\mathfrak{J}^+ = \{T(u, 0) > 0\}$. Since $T(0, t) = 2bt + O(t^2)$, we have $\frac{\partial T}{\partial t}(0, 0) = 2b > 0$. Therefore $\frac{\partial T}{\partial t}(u, t) > b > 0$ in some sufficiently small neighborhood $\tilde{U} \times (-\tilde{\epsilon}, \tilde{\epsilon})$ of $(0, 0)$. Let $\tilde{U}_+ = \mathfrak{J}^+ \cap \tilde{U}$. By definition of \mathfrak{J}^+ , we have $\tilde{U}_+ \times \{0\} \subset \{T > 0\}$. Taken together, this implies that $\tilde{U}_+ \times [0, \tilde{\epsilon}] \subset \{T > 0\}$ for some $\tilde{\epsilon} > 0$. This means that the argument of $R(u + tR(u))$ is monotone increasing for $0 < t < \tilde{\epsilon}$ and for every $u \in \tilde{U}_+$.

By transversality of \mathfrak{J}_R and R at 0 we have

$$\frac{\partial}{\partial t} T(g_R^t(0) + sR(g_R^t(0)), 0)|_{s=t=0} = \frac{\partial}{\partial s} T(g_R^t(0) + sR(g_R^t(0)), 0)|_{s=t=0} > 0,$$

where g_R^t is the flow of $R(z)\partial_z$.

Thus there is a neighborhood $\Omega \subset \tilde{U}$ of 0 and $\epsilon < \tilde{\epsilon}$ such that $T(g_R^t(u) + sR(g_R^t(u)), 0) > 0$ as soon as $u \in \Omega_+ = \mathcal{J}^+ \cap \Omega$ and $t, s \in [0, \epsilon]$. Decreasing Ω, ϵ if needed, we can assume that

$$g_R^t(u) + sR(g_R^t(u)) \subset \tilde{U}_+ \quad \text{for all } u \in \Omega_+ \text{ and } t, s \in [0, \epsilon].$$

Thus for every $u \in \Omega_+$, any horn of diameter at most ϵ lies in \tilde{U}_+ and is therefore a small horn.

If $u \in \overline{\Omega}_+$ then the horn ${}_u\Delta_{u''}^{u'}$ of diameter ϵ lies in a union of small horns $_{\tilde{u}}\Delta_{\tilde{u}''}^{\tilde{u}'}$ of diameter ϵ , where $\tilde{u} \in {}_u\Delta_{u''}^{u'}$. Thus ${}_u\Delta_{u''}^{u'}$ is a small horn as well. \square

5.2. Points of bouncing type.

Proposition 5.3. *Let z be a point of bouncing type in ∂M_{CH}^T :*

$$\Delta^+(z) \neq \emptyset \quad \text{and} \quad \Gamma(z) \cup \Delta^-(z) \neq \emptyset.$$

Then z is the ending point of a global arc and also the starting point of another arc which can either be local or global.

Further, z is a point of nonconvexity and for small enough neighborhoods V of z , one has $V \cap \partial M_{CH}^T \cap \mathcal{J}_R = \{z\}$.

Proof. Without loss of generality, we can assume that $z = 0$, $R(0) = 1$, and $R'(0) \in \mathbb{R} \setminus \{0\}$. Since z belongs to \mathcal{J}_R^* , we get $R''(0) = a + bi$ with $a \in \mathbb{R}$ and $b \in \mathbb{R}^*$. Without loss of generality, we can assume that $b > 0$ and therefore γ_z lies in the upper half-plane.

Let $u_+ \in \Delta^+(0) \neq \emptyset$. If $u_+ \notin \Delta^0(0)$ then the germ of \mathfrak{t}_{u_+} at 0 is smooth and tangent to \mathbb{R} at 0 and contained in the lower half-plane, see Lemma 2.11 and Proposition 2.19). Otherwise it consists of two branches transversal to \mathbb{R} and orthogonal one to another. Denote by $\alpha_+ \subset \mathfrak{t}_{u_+} \subset M_{CH}^T$ the arc starting at 0 and lying in the lower right quadrant.

Similarly, since $\Gamma(0) \cup \Delta^-(0)$ is nonempty there exists an arc α_- (either portion of an integral curve γ_0 or a root trail \mathfrak{t}_{u_-} of a $u_- \in \Delta^-(0)$) starting at 0, contained in the upper right quadrant, and belonging to M_{CH}^T .

Denote by $\alpha = \alpha_- \cup \alpha_+$, and let V be a small neighborhood of 0 such that α cuts V into two parts. The part V_- of V to the left of α is entirely contained in M_{CH}^T (as $r(u)$ intersects $\alpha \subset M_{CH}^T$ for any $u \in V_-$). This domain contains the intersection of V with a cone with vertex at 0 and of angle strictly larger than π . It also contains all the intersection of V with \mathcal{J}_R excepted for the point 0, see Lemmas 2.11, 2.16 and Remark 2.17.

It remains to prove that in a neighborhood of z , ∂M_{CH}^T is formed by exactly two arcs.

Lemma 5.4. *Assume that $\Gamma(0) = \emptyset$ and $\Delta^-(0) \neq \emptyset$. Then 0 is a starting point of a global arc.*

Proof. By Lemma 3.21 the points lying below the forward trajectory γ_0^+ of 0 are not in M_{CH}^T . Let q be a point lying slightly above γ_0 and near 0 such that $q \notin M_{CH}^T$ (it exists since otherwise $\gamma_0^+ \subset \partial M_{CH}^T$). Denote by $\tilde{p} = \tilde{p}(q)$ the first point on the backward trajectory γ_q^- starting from q such that $r(\tilde{p}) \cap M_{CH}^T \neq \emptyset$, in particular $\tilde{p} \in M_{CH}^T$ and therefore $\gamma_{\tilde{p}}^- \subset M_{CH}^T$. This point exists since the point of intersection of γ_q^- with α has this property by definition of α .

Let $\gamma_{\tilde{p}}^q$ be the closed piece of trajectory of R joining \tilde{p} and q . By definition of \tilde{p} , all point of the (evidently closed) set $\gamma_{\tilde{p}}^q \cap M_{CH}^T$ except \tilde{p} are necessarily in ∂M_{CH}^T and of local type. Proposition 4.7 then implies $\gamma_{\tilde{p}}^q \cap \partial M_{CH}^T = \{\tilde{p}\}$: indeed, otherwise the set $\gamma_{\tilde{p}}^q \cap M_{CH}^T$ cannot be closed.

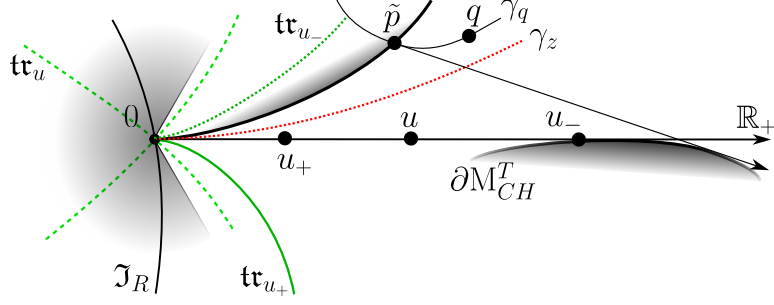


FIGURE 8. Bouncing type

The trajectory γ_0^+ is convex, so taking q sufficiently close to γ_0^+ we can assume that $r(q) \subset M_{CH}^{T,c}$ intersect γ_0^+ and therefore all trajectories of $R\partial_z$ close to and above γ_0^+ . The points $\tilde{p}(q')$, where $q' \in r(q)$ lies above γ_0^+ , form a global arc of ∂M_{CH}^T starting at 0 and lying between α_- and γ_0 in the upper right quadrant. \square

If $\Gamma(0) \neq \emptyset$, then a local arc whose germ is contained in the upper half-plane starts at 0.

In both cases the portion of the boundary ∂M_{CH}^T in a neighborhood of 0 in the lower right quadrant is a global arc ending at z . Indeed, let $q \in {}_z\Delta_{z''}^{\prime,c} \subset M_{CH}^{T,c}$ and denote again by $\tilde{p} = \tilde{p}(q)$ the first point on γ_q such that $r(\tilde{p}) \cap M_{CH}^T \neq \emptyset$, in particular $\tilde{p} \in M_{CH}^T$. As before, it lies on γ_q^- between q and $\gamma_q^- \cap \alpha$. Repeating the arguments of Lemma 5.4 we see that $\gamma_{\tilde{p}}^q \cap M_{CH}^T = \{\tilde{p}\}$ and the points \tilde{p} form a global arc of ∂M_{CH}^T lying in the lower half-plane and ending at z . \square

5.3. Points of C^2 -inflection type. Recall that a point $z \in \partial M_{CH}^T$ is called a point of C^2 -inflection type if $\Delta^+(z) = \emptyset$ and either $\Delta^-(z) = \emptyset$ or $\Gamma(z) \neq \emptyset$.

Proposition 5.5. *Consider a point p of $\partial M_{CH}^T \setminus \mathcal{Z}(PQ)$ belonging to the transverse locus \mathcal{J}_R^* . If $\Delta(p) = \emptyset$, then $\Gamma(p) \neq \emptyset$ and p is the starting point of a local arc.*

Proof. We keep the previous normalization $p = 0$, $R(0) = 1$, $\text{Im } R''(0) = b > 0$. The positive trajectory γ_0^+ cuts \mathcal{J}^+ into two parts, one containing the convex hull of γ_0 (denoted by Ω_{++}) and another one denoted by Ω_{+-} .

The arguments of Lemma 4.8 (using Lemma 5.2 instead of Lemma 3.23) can be repeated word by word as long as $\tilde{p} \in \mathcal{J}_R^* \cap \partial\Omega_{++}$, see Figure 4. This proves that M_{CH}^T does not intersect Ω_{+-} . Together with $\Delta(0) = \emptyset$ this implies that some small sector $S_- = \{-\epsilon < \arg z < 0\}$ does not intersect M_{CH}^T .

Now, assume by contradiction, that there exists $q \in \Omega_{++} \setminus M_{CH}^T$. Shrinking Ω_{++} if needed we can repeat the arguments of Lemma 4.9 as long as $\tilde{p} \in \mathcal{J}^+$, see Figure 5, to conclude that $\Omega_{++} \cap M_{CH}^T = \emptyset$.

Therefore there is a neighbourhood U_+ of 0 in \mathcal{J}^+ which is disjoint from M_{CH}^T . We can assume that U_+ is the intersection of \mathcal{J}^+ with a small disk centered at 0.

For sufficiently small $\epsilon > 0$, the set $U = U_+ \cup \{-\epsilon < \arg z < \epsilon\}$ is disjoint from M_{CH}^T ; the part lying in the lower half-plane is in $U_+ \cup S_-$ and the part lying in the upper half-plane is in $U_+ \cup {}_0\Delta_{p''}^{p'} \cup p''\angle$.

Now, take a small neighborhood U_- of 0 in Ω_- bounded by a convex curve transversal to R . For any $u \in U_-$, the ray $r(u)$, being close to R_+ , lies inside $U \cup U_-$. By Lemma 3.26, this implies that $U_- \subset M_{CH}^{T,c}$, and therefore $0 \notin M_{CH}^T$, a contradiction. Thus $\Omega_{++} \subset M_{CH}^T$ and $\gamma_0 \subset \partial M_{CH}^T$. \square

Proposition 5.6. *Consider a point p of C^2 -inflection type. Then there is a neighborhood V of p in which ∂M_{CH}^T is formed by:*

- a portion of a local arc γ_p parameterized by an interval $[0, \epsilon[$, $\epsilon > 0$ with $\gamma_p(0) = p$;
- a portion of a global arc $\tilde{\gamma}_p$ parameterized by $[0, \epsilon[$ and such that $\tilde{\gamma}_p(0) = p$ and $\Delta(\tilde{\gamma}_p(t)) = \{\gamma_p(t)\}$.

In particular, p is simultaneously the starting point of a local arc and the starting point of a global arc.

Proof. We again assume that $p = 0$ and $R(0) = 1$. Following the definition of a point of C^2 -inflection type (see Theorem 1.9), we have that $\Delta^+(0) = \emptyset$ and either $\Delta^-(0) = \emptyset$ or $\Gamma(0) \neq \emptyset$. By Proposition 5.5, if $\Delta^-(0) = \emptyset$, then $\Gamma(0)$ is also nonempty. Therefore, in both cases 0 is the starting point of a local arc γ_0 and we deduce the shape of the boundary close to 0 from the assumption $\Delta^+(0) = \emptyset$.

The curve γ_0 divides the domain \mathfrak{J}^+ into two parts, and as before we denote the one containing a horn of 0 by Ω_{+-} .

Lemma 5.7. $\Omega_{+-} \cap M_{CH}^T = \emptyset$.

Proof. At first, consider the case $R'(0) < 0$. Set $I_- := \partial\Omega_{+-} \cap \mathfrak{J}_R \setminus \{0\}$. We claim that $r(u) \cap M_{CH}^T = \emptyset$ for all $u \in I_-$ sufficiently close to 0.

Set $\rho := -(R'(0))^{-1}$. By assumption $M_{CH}^T \cap \mathbb{R}_+ = \Delta^-(0)$ is a compact subset of $(\rho, +\infty]$, so $M_{CH}^T \cap \mathbb{R}_+ \subset [\rho', +\infty]$, $\rho' > \rho$. Again, by closedness of M_{CH}^T and by Lemma 3.21 we can assume that for any $\epsilon > 0$ and all sufficiently small $0 < \delta' < \delta'(\epsilon)$

$$M_{CH}^T \cap \{| \operatorname{Im} z | < \delta'\} \subset \{\operatorname{Re} z > \rho' - \epsilon, \operatorname{Im} z \leq 0\} \cup \{\operatorname{Re} z < \epsilon\}. \quad (5.2)$$

This means that $M_{CH}^{T,c}$ contains not only the horn ${}_0\Delta_{\rho'}^{\rho'}$, but also the box

$$\Pi = \{-\delta' < \operatorname{Im} z \leq 0, \epsilon < \operatorname{Re} z < \rho + \epsilon\}$$

(we take $\epsilon < \frac{\rho' - \rho}{2}$).

For all $u \in I_-$, the slope $\sigma(u)$ is positive:

$$\operatorname{Im} R(u) = R'(0) \operatorname{Im} u + O(u^2) > 0, \quad (5.3)$$

as $\operatorname{Im} u < 0$ and $\operatorname{Re} u = O(\operatorname{Im} u)$ by transversality of \mathfrak{J}_R and $r(0)$. Moreover, by (5.3) we have $\operatorname{Im}(u + tR(u)) = 0$ for $t = \rho + O(u)$, thus $r(u) \cap \mathbb{R}_+ = \rho + O(u)$. Therefore for any $\epsilon > 0$ and for any point $u \in I_-$ sufficiently close to 0, the ray $r(u)$ has an arbitrarily small slope and $r(u) \cap \mathbb{R}_+ \in (\rho - \epsilon, \rho + \epsilon)$. Therefore

$$r(u) \cap \{\operatorname{Im} z > 0\} \subset {}_0\Delta_{\rho'}^{\rho'} \cup {}_{p''}\angle \subset M_{CH}^{T,c} \quad (5.4)$$

for all $u \in I_-$ sufficiently close to 0.

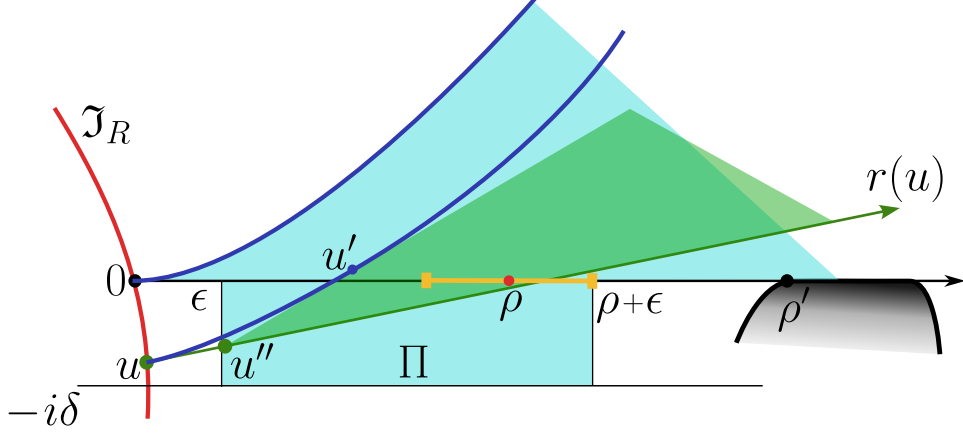
Let $u \in I_-$, $|\operatorname{Im} u| < \delta'$, and take $u'' \in r(u)$ with $\operatorname{Re} u'' = \epsilon$. If ϵ is sufficiently small then by Lemma 5.2 we can assume that the horn ${}_u\Delta_{u''}^{u''}$ is small.

The complementary cone ${}_{u''}\angle$ lies above $r(u)$ and to the right of $\{\operatorname{Re} z > \epsilon\}$. Thus

$${}_{u''}\angle \cap \{\operatorname{Im} z < 0\} \subset \Pi$$

and therefore ${}_{u''}\angle \cap \{\operatorname{Im} z \leq 0\} \subset M_{CH}^{T,c}$. Choosing ϵ sufficiently small we can assume that the angle of the sector ${}_{u''}\angle$ is small enough to conclude from (5.4) that ${}_{u''}\angle \cap \{\operatorname{Im} z > 0\} \subset M_{CH}^{T,c}$ as well. This implies that $u \in M_{CH}^{T,c}$ and therefore $\Omega_{+-} \subset M_{CH}^{T,c}$ as well.

If $R'(0) \geq 0$ then $\Delta^-(0) \subset \Delta^+(0) = \emptyset$, so $\Delta(0) = \emptyset$. Then the arguments of Lemma 4.8 are applicable for all $\tilde{p} \in \Omega_{+-}$, which proves the required claim in this case as well. \square

FIGURE 9. $u'' \angle$ lies in the complement to M_{CH}^T

Let $\tilde{\gamma}_0$ be the set of points in \mathcal{J}^- whose associated rays are tangent to the positive trajectory γ_0 of $R(z)\partial_z$ starting at 0.

Lemma 5.8. *For R as in (5.1) the local arc γ_0 is described by the relation $y(x) = \frac{b}{3}x^3 + o(x^3)$, $x \geq 0$ and the curve $\tilde{\gamma}_0$ is described by $y(x) = 5\frac{b}{3}x^3 + o(x^3)$, $x \leq 0$.*

Proof. Using (3.6) for (5.1) we see that

$$\gamma_0(t) = t + o(t) + i \left(\frac{b}{3}t^3 + O(t^4) \right)$$

with $a \in \mathbb{R}$ and therefore the slope $\sigma(\gamma_0(t)) = bt^2 + O(t^3)$.

The point $u \in \tilde{\gamma}_0$ whose associated ray $r(u)$ is tangent to γ_0 at $\gamma_0(t)$ has the form

$$u = \gamma_0(t) - sR(\gamma_0(t)) = t - s + o(t) + i \left(-sbt^2 + \frac{b}{3}t^3 + O(t^4) \right)$$

with the condition $\sigma(u) = \sigma(\gamma_0(t)) = bt^2 + O(t^3)$. The latter condition means that $s = 2t + o(t)$ and therefore

$$u = -t + o(t) - i \left(\frac{5}{3}bt^3 + O(t^4) \right).$$

□

Lemma 5.9. *For any $u \in \tilde{\gamma}_0$, the ray $r(u)$ does not intersect $\tilde{\gamma}_0 \cup \gamma_0$ between u and the point of tangency $z = z(u)$ of $r(u)$ and γ_0 .*

Proof. By Lemma 5.8, there is function $\gamma(x)$ such that $\gamma_0 \cup \tilde{\gamma}_0 = \{y = \gamma(x)\}$, with $\gamma(x) = \frac{b}{3}x^3 + o(x^3)$ for $x > 0$ and $\gamma(x) = 5\frac{b}{3}x^3 + o(x^3)$ for $x < 0$. Both expressions, being power series, can be differentiated and produce asymptotic formulae for $\gamma'(x), \gamma''(x)$ as well. In particular, $\gamma''(x)$ is continuous and monotone on the interval $[\operatorname{Re} \alpha, \operatorname{Re} z]$.

Assume $r(u) \subset \{y = kx + b\}$. By construction, $\hat{\gamma} = \gamma(x) - kx - b$ vanishes at $\operatorname{Re} u$ and has a double zero at $\operatorname{Re} z$. Any other point of intersection of $r(u)$ and $\tilde{\gamma}_0 \cup \gamma_0$ will imply the existence of another zero of $\hat{\gamma}$ on $[\operatorname{Re} u, \operatorname{Re} z]$, thus $\hat{\gamma}$ will have four zeros on this interval counting multiplicities. By Rolle's Theorem this will imply the existence of two zeros of $\hat{\gamma}'' = \gamma''$ on $[\operatorname{Re} u, \operatorname{Re} z]$, which contradicts monotonicity of γ'' . □

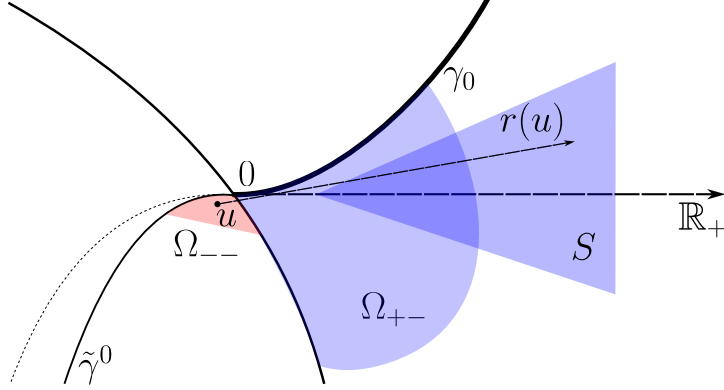


FIGURE 10. A point in the transverse locus of $\partial M_{CH}^T \cap \mathcal{J}_R$ with empty Δ correspondence is the starting point of a global arc.

By Lemma 5.8 the curve $\tilde{\gamma}_0$ is tangent to \mathbb{R} , thus transversal to \mathcal{J}_R and divides Ω_- into two parts. Denote by Ω_{--} the closed part consisting of points whose associated rays do not intersect γ_0 and let Ω_{+-} denotes the second part. Clearly $\Omega_{+-} \subset M_{CH}^T$.

Corollary 5.10. *Let $u \in \tilde{\gamma}_0$ and set $u_+ := r(u) \cap \mathcal{J}_R$ and $r_+(u) := r(u) \setminus \Omega_{--} = u_+ + R(u)\mathbb{R}_+$. Then $r_+(u) \cap (M_{CH}^T)^\circ = \emptyset$.*

Proof. Indeed, the piece of $r_+(u)$ between u_+ and the point of tangency $z = z(u)$ of $r(u)$ and γ_0 lies in Ω_{+-} by Lemma 5.9, and the remaining piece coincides with $r(z)$. Thus the claim follows from Lemmas 5.7 and 3.21. \square

Lemma 5.11. *For any $u \in \Omega_{--} \setminus \tilde{\gamma}_0$, one has*

- (1) $r(u) \cap \tilde{\gamma}_0 = \emptyset$,
- (2) $r(u) \setminus \Omega_{--} \subset (M_{CH}^T)^c$.

Proof. Let γ_α^β be the piece of trajectory of $R(z)\partial_z$ containing u and with endpoints $\alpha = \alpha(u) \in \tilde{\gamma}_0$ and $\beta = \beta(u) \in \mathcal{J}_R$: by Lemma 5.8 $\tilde{\gamma}_0$ is transversal to the trajectories of $R(z)\partial_z$ near 0 except γ_0 . Let $D(u) = \cup_{z \in \gamma_\alpha^\beta} r(z)$ be the domain swept by the rays associated to the points of γ_α^β . Since γ_α^β is convex, $\partial D(u) = r(\alpha) \cup \gamma_\alpha^\beta \cup r(\beta)$. By Lemmas 5.9, 5.8, and 5.7, $\partial D(u) \cap \tilde{\gamma}_0 = \{\alpha\}$, so $r(u) \cap \tilde{\gamma}_0 = \emptyset$.

The boundary of $D_+(u) = D(u) \setminus \Omega_{--}$ consists of $r(\beta)$, the piece of \mathcal{J}_R lying between β and the point α_+ and $r_+(\alpha)$ which do not intersect M_{CH}^T by Lemma 5.7 and Corollary 5.10. This implies the second claim of the Lemma. \square

Proof of Proposition 5.6. Take some $u \in \Omega_{--}^\circ$ and let $\Omega_{--}(u)$ be the curvilinear triangle bounded by γ_α^β , $\tilde{\gamma}_0$ and \mathcal{J} . The ray $r(u)$ does not cross γ_α^β by convexity and does not cross $\tilde{\gamma}_0$ by Lemma 5.11. Therefore it leaves the domain $\Omega_{--}(u)$ through \mathcal{J} , with $r(u) \setminus \Omega_{--}(u) \subset (M_{CH}^T)^c$ Lemma 5.11. Thus $r(u) \subset \Omega_{--}(u) \cup (M_{CH}^T)^c$.

As $\Omega_{--}(u') \subset \Omega_{--}(u)$ for any $u' \in \Omega_{--}(u)$, this means that $r(u') \subset \Omega_{--}(u) \cup (M_{CH}^T)^c$ for all $u' \in \Omega_{--}(u)$, and therefore $\Omega_{--} \cap M_{CH}^T = \emptyset$ by Lemma 3.26.

As $\Omega_{-+} \subset M_{CH}^T$, we see that $\tilde{\gamma}_0 \subset \partial M_{CH}^T$. \square

\square

\square

5.4. Points of C^1 -inflection type. Recall that a point $p \in \partial M_{CH}^T \setminus \mathcal{Z}(PQ)$ belonging to the transverse locus \mathcal{J}_R^* is called a *point of C^1 -inflection type* if $\Delta^+(p) = \Gamma(p) = \emptyset$ and $\Delta^-(p) \neq \emptyset$.

Proposition 5.12. *A point $p \in \partial M_{CH}^T \cap \mathcal{J}_R^*$ of C^1 -inflection type is the starting point of two global arcs (one in each of the incident inflection domains).*

Proof. We assume that $p = 0$, $R(0) = 1$ and $\gamma_0 \subset \mathcal{J}^+$ lies in the upper half-plane. We use $z = x + iy$ notations.

Exactly as in the case of bouncing type, the conditions $\Delta^- \neq \emptyset$ and $\Gamma = \emptyset$ imply that 0 is a starting point of a global arc, see Lemma 5.4. Denote this arc by $\eta = \{y = \xi(x)\}$. The arguments of Lemma 5.4 show that η lies between $\mathfrak{t}_{+\infty}$ and \mathfrak{t}_{u_∞} , where $u_\infty = \sup \Delta^-$. Thus η has second order tangency with \mathbb{R}_+ . Let $k(x)$ be the point of intersection of $r((x, \xi(x)))$ with \mathbb{R}_+ . One can easily see that $k(x)$ is an increasing function, and $k(x) \rightarrow u_\infty$ as $x \rightarrow 0$. This means that $\lim_{x \rightarrow 0^+} \xi(x)/x^2$ exists and is positive.

We repeat the arguments of the C^2 -inflection case above one by one, with γ_0 replaced by η . The Lemma 5.7 can be repeated verbatim (necessarily $R'(0) < 0$), and we get $\Omega_{+-} \subset M_{CH}^T$.

Let $\tilde{\eta} \subset \mathcal{J}^-$ be the curve of points bounding (the germ at 0 of) the domain Ω_{--} consisting of points of \mathcal{J}^- whose associated rays do not intersect η . In particular, $r(u)$ is a supporting line to η for all $u \in \tilde{\eta}$. If γ_u^β is a trajectory of $R(z)\partial_z$ starting at $u \in \tilde{\eta}$ and ending at $\beta \in \mathcal{J}_R$ then $\gamma_u^\beta \subset \Omega_{--}$ by convexity of γ_u^β , as in Lemma 5.11.

Lemma 5.13. *For any $u \in \tilde{\eta}$ the ray $r(u)$ does not intersect $\tilde{\eta}$ except at u itself.*

Proof. Note first that η lies above $r(u)$ for any $u \in \tilde{\eta}$. Assume the opposite to the claim of the lemma, and let $u' \in r(u) \cap \tilde{\eta}$ be such a point of intersection. If $\sigma(u') < \sigma(u)$ then the ray $r(u')$ lies below $r(u)$ and therefore cannot intersect η . Similarly, if $\sigma(u') > \sigma(u)$ then $r(u)$ cannot intersect η . Therefore $\sigma(u') = \sigma(u)$, so u' is a point of tangency of $r(u)$ and $R(z)\partial_z$ just like u .

Now, recall that 0 $\in \eta$ lies above $r(u)$. Moreover, as $u \in \mathcal{J}^-$, the germ of $r(u)$ at u lies in Ω_{--} : for $v \in r(u)$ close to u we have $\sigma(v) < \sigma(u)$, so $r(v)$ doesn't intersect η . Thus the germ of $\tilde{\eta}$ at u lies above $r(u)$ as well. Thus both ends of the part $\tilde{\eta}_u^0$ of $\tilde{\eta}$ between u and 0 lie above $r(u)$, so $\tilde{\eta}_u^0$ intersects $r(u)$ in even number of points not including u , i.e. at least at three points including u , all of them the points of tangency of $r(u)$ and $R(z)\partial_z$.

As $u \rightarrow 0$ the line $r(u)$ converges to \mathbb{R} and the points of tangency necessarily converge to 0 as well. This means that $R\partial_z$ has point of tangency of order at least 3 with \mathbb{R} at 0. However, $p \in \mathcal{J}_R^*$ means that $\text{Im } R''(0) \neq 0$, so the order of tangency of $R\partial_z$ with \mathbb{R} at 0 is exactly 2 (as $\text{Im } R(0) = \text{Im } R'(0) = 0$). This contradiction proves the Lemma. □

The same arguments as in Lemma 5.11 and in the proof of Proposition 5.6 now show that Ω_{--} satisfies the conditions of Lemma 3.26 and is therefore disjoint from M_{CH}^T . □

5.5. Points of switch type. Recall that a point $p \in \partial M_{CH}^T \setminus \mathcal{Z}(PQ)$ belonging to the transverse locus \mathcal{J}_R^* is called a *point of switch type* if $\Delta^+(p) \neq \emptyset$ and $\Gamma(p) \cup \Delta^-(p) = \emptyset$.

Proposition 5.14. *The negative part $\gamma_0^-(t)$ of the integral curve $\gamma_0(t)$ is a part of the boundary ∂M_{CH}^T .*

As before, we assume that $p = 0$, $R(0) = 1$ and $\text{Im } R''(0) > 0$. The trajectory $\gamma_0(t)$ and the curve \mathcal{J}_R divide U into four domains $\Omega_{\pm, \pm}$, with Ω_{+-} intersecting the ${}_0\Delta_{p''}^p$.

Lemma 5.15. *In the above notation, $\Omega_{++} \subset M_{CH}^T$.* □

Proof. Recall that by Lemma 3.21 the union $H(0) = {}_0\Delta_{p''}^{p'} \cup_{p''} \angle$ does not intersect M_{CH}^T .

Assume first that $R'(0) \leq 0$ and set $\rho := -(R'(0))^{-1} \in \mathbb{R}_+ \cup \{+\infty\}$. The set $\Delta(0)$ is a relatively closed subset of $(0, \rho]$ not containing ρ (as $\Delta^-(0) = \emptyset$). Thus there exists a $\rho' < \rho$ such that the ray $[\rho', +\infty)$ is disjoint from M_{CH}^T . As both $[\rho', +\infty)$ and $\overline{M_{CH}^T}$ are closed in $\mathbb{C} \cup \mathbb{S}^1$ there is some neighborhood \tilde{U} of $[\rho', +\infty)$ in $\mathbb{C} \cup \mathbb{S}^1$ disjoint from $\overline{M_{CH}^T}$. Choose an open sector $S \subset \tilde{U}$ with the ray $(\rho', +\infty)$ as bisector, necessarily disjoint from M_{CH}^T .

By shrinking $\Omega_{\pm\pm}$ we can assume that $|\sigma(z)| < |\sigma(S)|$ for all $z \in \Omega_{\pm\pm}$, where $\pm\sigma(S)$ are the slopes of the sides of S . Moreover, we restrict ourselves to a neighborhood U of 0 so small that rays $r(z)$ do not intersect the interval $[0, \rho']$ for $z \in U \cap \{\operatorname{Re} z \geq 0\}$ and $z \neq 0$: this is possible since the trails of these points lie in the lower half-plane. In particular, for any $z \in \Omega_{++} \subset U \cap \{\operatorname{Re} z \geq 0\}$ the ray $r(z)$ intersects the boundary of $H(0) \cup S$ only once at $\gamma_0^+(t)$.

The same conclusion holds in the case $R'(0) > 0$. In this case $\sigma(z) > 0$ for all $z \in U$, $\operatorname{Im} z > 0$.

Since $\Gamma(0) = \emptyset$ there exists a point $q \in \Omega_{++} \setminus M_{CH}^T$. We can now repeat the arguments of Lemma 4.9 for U : the crucial fact used in Lemma 4.9 was that $r(\tilde{p})$ doesn't intersect M_{CH}^T , and this holds for points of Ω_{++} . Therefore $\Omega_{++} \cap M_{CH}^T = \emptyset$. \square

Proposition 5.16. *Take $p = \gamma_0(t)$ for some $t < 0$ sufficiently close to 0. The open curvilinear triangle $H(p) \subset \Omega_{-+}$ bounded by $r(p)$, the curve $\gamma_0^-(t)$ and the inflection curve lies outside M_{CH}^T .*

Denote $x = \operatorname{Re} z$, $y = \operatorname{Im} z$.

Lemma 5.17. *One has $\frac{\partial}{\partial x} \sigma(x + iy) < 0$ as long as $z = x + iy$ lies in a sufficiently small sector $\{|z| < \delta, x < 0, |y| < -\epsilon x\}$ for some $\epsilon, \delta > 0$ depending on the rational function $R(z)$ only.*

Proof. Recall that $R(z) = 1 + az + bz^2 + \dots$, with $\operatorname{Im} b > 0$. Then

$$\log R = az + \left(b - \frac{a^2}{2}\right)z^2 + \dots$$

and

$$(\log R)' = a + (2b - a^2)z + \dots$$

Therefore

$$\frac{\partial}{\partial x} \sigma(x + iy) = \frac{\partial}{\partial x} \operatorname{Im}(\log R) = \operatorname{Im}(\log R)' = \operatorname{Im}(2b - a^2)z + o(z) < 0$$

if $|\arg z - \pi| < \pi - \arg(2b - a^2)$ and $|z|$ is sufficiently small (note that $0 < \arg(2b - a^2) < \pi$ as $\operatorname{Im} b > 0$ and $a \in \mathbb{R}$). \square

Lemma 5.18. *The associated ray $r(z)$ does not intersect $\gamma_0^-(t)$ for any $z \in H(p)$.*

Proof. First consider the case $\operatorname{Im} z < 0$. As $\gamma_0^-(t)$ is tangent to \mathbb{R} , we can assume that this part of $H(p)$ satisfies the conditions of Lemma 5.17, so $\sigma(z) > \sigma(z_+) > 0$, where $z_+ = z + t \in \gamma_0^-(t)$. Thus the ray $r(z)$ lies in the half-plane bounded by the line tangent to $\gamma_0^-(t)$ at z_+ and containing z . Therefore $r(z)$ does not intersect $\gamma_0^-(t)$: by convexity of $\gamma_0^-(t)$ it lies in the other half-plane bounded by the line tangent to $\gamma_0^-(t)$ at z_+ .

Now, assume that $\operatorname{Im} z \geq 0$. Recall that we have chosen U so small that for any $z \in U$, $\operatorname{Im} z > 0$, the intersection $r(z) \cap \mathbb{R} \subset (\rho', +\infty) \subset \mathbb{R}_+$. Thus $r(z) \cap \{\operatorname{Im} w < 0\} \subset \{\operatorname{Re} z > \rho' > 0\}$ which is disjoint from γ_0^- . \square

Lemma 5.19. *The associated ray $r(z)$ does not intersect $r(p)$ for any $z \in H(p)$.*

Proof. Let γ_z^- be a part of the integral curve of $R\partial_z$ ending at z and let $z' \in \gamma_z^- \cap r(p)$ be the first (from z) point where γ_z^- enters $H(p)$. This point must necessarily lie on $r(p)$ because γ_z^- does not intersect neither the curve of inflection points \mathfrak{J}_R nor γ^- by uniqueness of solutions of ODE. Thus $\sigma(z') \leq \sigma(p)$.

Assume now that the ray $r(z)$ intersects $r(p)$. Then $\sigma(z) > \sigma(p) \geq \sigma(z')$ as z lies below $r(p)$. Therefore the slope $\sigma(w)$, $w \in \gamma_z^-$, is not monotone, implying that γ_z^- has an inflection point. But this is impossible since γ_z^- does not intersect the curve of inflections. \square

Proof of Proposition 5.16. By minimality, it is enough to prove that $r(z) \subset H(p) \cup M_{CH}^{T,c}$ for any $z \in H(p)$. By Lemmas 5.18, 5.19 the ray $r(z)$ does not intersect $r(p)$ and $\gamma_0^-(t)$. Thus $r(z)$ leaves $H(p)$ through the curve of inflections \mathfrak{J}_R with a small slope.

If the slope is positive then $r(z) \setminus H(p) \subset U_{++} \cup H(0)$. In particular, this is the case for all $z \in H(p)$, $\text{Im } z < 0$ by Lemma 5.17.

Assume now that $\sigma(z) < 0$ (and therefore $\text{Im } z > 0$). Recall that we have chosen U so small that for any $z \in U$, $\text{Im } z > 0$, the intersection $r(z) \cap \mathbb{R} \subset (s', +\infty) \subset \mathbb{R}_+$. Thus $r(z) \setminus H(p) \subset \Omega_{++} \cup H(0) \cup S$.

Taken together, $r(z) \subset H(p) \cup M_{CH}^{T,c}$ for all $z \in H(p)$. Therefore $H(p) \subset M_{CH}^{T,c}$ by Lemma 3.26. \square

Proposition 5.20. *Consider a point $p \in \partial M_{CH}^T$ of switch type. Then there is a neighborhood V of p such that $M_{CH}^T \cap V$ is contained in a half-disk centered at p . Besides, no neighborhood of p in M_{CH}^T can be contained in a cone centered at p with an angle strictly smaller than π . A point of switch type is the ending point of both a local and a global arcs.*

Proof. We essentially repeat the arguments of Lemma 4.8. Take $u \in \Delta(0) \neq \emptyset$ and let \mathfrak{t}_u^+ be a germ of the branch of $\mathfrak{t}_u \subset M_{CH}^T$ lying in the lower-right quadrant. For any $q \in \mathfrak{t}_u^+$ let $z = z(q) \in \gamma_q^+$ be the last point such that $r(z) \cap M_{CH}^T \neq \emptyset$. This point exists since $\gamma_q^+ \neq \emptyset$ eventually enters ${}_0\Delta_{p''}^{p'}$ $\subset M_{CH}^{T,c}$. As in Lemma 5.4, $z \in \partial M_{CH}^T$ and therefore $\text{Im } z < 0$, as otherwise $z \in {}_0\Delta_{p''}^{p'}$. The points $z(q)$ form a global arc ending at 0. \square

5.6. Classification of boundary points. Here, we summarize several results obtained in the previous sections to finalize our classification of boundary points on ∂M_{CH}^T .

Proof of Theorem 1.9. It follows from Corollary 3.8 that there are at most $4 \deg P + \deg Q - 2 \leq 2d$ singular points in the curve of inflections ($d = 3 \deg P + \deg Q - 1$). Proposition 3.14 proves that the tangency locus \mathfrak{T}_R is formed by at most $2d^2$ isolated points and d lines.

The classification of points in \mathfrak{J}_R^* is trivial. If Δ^+ is nonempty, then a point is of bouncing or switch type depending on whether $\Gamma \cup \Delta^-$ is empty or not. If Δ^+ is empty, then a point is of C^1 -inflection or C^2 -inflection type depending whether the conjunction of $\Delta^- \neq \emptyset$ and $\Gamma = \emptyset$ is satisfied or not.

Finally, for points outside $\mathcal{Z}(PQ) \cup \mathfrak{J}_R$, we just have to check that Γ and Δ cannot both be empty. This is proved in Proposition 4.7. \square

5.7. Estimates concerning local and global arcs. We introduce the following notations:

- $|\mathcal{L}|$ is the number of local arcs;

- $|\mathcal{G}|$ is the number of global arcs;
- $|\mathcal{B}|$ is the number of points of bouncing type;
- $|\mathcal{E}|$ is the number of points of extruding type;
- $|\mathcal{I}_1|$ is the number of points of C^1 -inflection type;
- $|\mathcal{I}_2|$ is the number of points of C^2 -inflection type;
- $|\mathcal{S}|$ is the number of points of switch type.

We prove that the number of points of switch type provides an estimate for the number of local arcs (up to an error term depending only on $\deg P$ and $\deg Q$).

Lemma 5.21. *In the boundary ∂M_{CH}^T , the ending point of every local arc, except at most $d(2d+1)$ of them, is a point of switch type where $d = 3 \deg P + \deg Q - 1$. Conversely every point of switch type is the endpoint of some local arc. In other words, we have $|\mathcal{S}| \leq |\mathcal{L}| \leq |\mathcal{S}| + d(2d+1)$.*

Proof. Proposition 5.20 proves that every point of switch type is the endpoint of some local arc. It remains to list all possible endpoints for local arcs.

Following Proposition 4.12, every local arc has an endpoint that either belongs to $\mathcal{Z}(PQ)$ or to \mathcal{I}_R . For any point α which is the endpoint of a local arc, \mathcal{L}_α contains an interval of length at most π . It follows from Corollary 3.5 that such a point is either a simple pole of $R(z)$ or a point which is neither a zero or a pole of $R(z)$. Only two local arcs can have the same simple pole as their endpoint. Any other point is the endpoint of at most one local arc (because only one integral curve passes through such a point). Consequently, at most $3 \deg P + \deg Q$ local arcs have an endpoint in $\mathcal{Z}(PQ)$.

It remains to count local arcs one endpoint of which belongs to $\mathcal{I}_R \setminus \mathcal{Z}(PQ)$. Any such point is incident to a unique integral curve which implies that it can be the endpoint of only one local arc. If such a point belongs to the transverse locus of the curve of inflections, then it is a point of switch type (see Propositions 5.3, 5.6, 5.12 and 5.20). There are $|\mathcal{S}|$ of them. Following Proposition 3.14, the tangency locus of \mathcal{I}_R is formed by at most $2d^2$ points and d straight lines where $d = 3 \deg P + \deg Q - 1$. As $\arg(R(z))$ is constant on each such line, they contain at most one endpoint of a local arc. Thus $|\mathcal{L}| \leq |\mathcal{S}| + d(2d+1)$. □

Similarly, we prove an estimate on the number of global arcs that do not start at a point of the transverse locus of the curve of inflections.

Lemma 5.22. *In the boundary ∂M_{CH}^T , the starting point of every global arc, except at most $12d + 5d^2$ of them, is either a point of C^1 -inflection, C^2 -inflection or of bouncing type.*

Besides, we have $2|\mathcal{I}_1| + |\mathcal{I}_2| \leq |\mathcal{G}| \leq |\mathcal{B}| + 2|\mathcal{I}_1| + |\mathcal{I}_2| + 12d + 5d^2$.

Proof. Proposition 5.6 show that every point of C^1 -inflection is the starting point of a global arc while Proposition 5.12 show that every point of C^1 -inflection is the starting point of two global arcs. It follows that $2|\mathcal{I}_1| + |\mathcal{I}_2| \leq |\mathcal{G}|$.

Then, we list every possible starting point for a global arc (Lemma 4.23 proves that global arcs cannot be closed loops).

Since points of extruding type are not starting points of global arcs (see Proposition 4.30), every global arc either starts at a point at infinity or at a point of $\mathcal{Z}(PQ) \cup \mathcal{I}_R$.

We first count the number of global arcs which can start at infinity. If $\deg Q - \deg P = 1$, then by Theorem 2.23 we know that M_{CH}^T is compact. If $\deg Q - \deg P = -1$, then Proposition 6.9 proves that M_{CH}^T has only one connected component while its complement has two connected components. Therefore, we have at most four infinite global arcs in this case. If $\deg Q - \deg P = 0$, the complement of M_{CH}^T

is connected so each connected component has at most two infinite global arcs. Following Proposition 2.20, M_{CH}^T has at most $\deg P + \deg Q$ connected components. Therefore the number of global arcs starting at infinity is at most $2 \deg P + 2 \deg Q$. In the only case where $4 > 2 \deg P + 2 \deg Q$ while $\deg Q - \deg P = -1$, $Q(z)$ is constant while $\deg P = 1$. In this case, M_{CH}^T is a straight line (see Proposition 6.7).

Let us consider the points of the transverse locus of \mathcal{J}_R . Each point of C^1 -inflection type is the starting point of exactly two global arcs (see Proposition 5.12). Each point of bouncing or C^2 -inflection type is the starting point of exactly one global arc (see Propositions 5.3 and 5.6). No global arc starts at a point of switch type (see Proposition 5.20).

Now let us consider the tangency locus of \mathcal{J}_R . It is formed by at most $2d^2$ points and $\deg P + \deg Q + 1$ R -invariant lines (see Definition 2.5). For each such line, at most 4 global arcs can have start accumulation $\omega_-(\alpha)$ belonging to it, because each line has two sides and rays have two possible directions. Otherwise, the rays starting from these global arcs intersect the interior of M_{CH}^T near the other global arcs. Using Corollaries 3.6, we conclude that each of the $2d^2$ remaining points of the tangent locus is the starting point of at most two global arcs. For the same reasons, each singular point of \mathcal{J}_R that does not belong to $\mathcal{Z}(PQ)$ is the starting point of at most two global arcs. There are $4 \deg P + \deg Q - 2 \leq 2d$ such points (see Corollary 3.8).

It remains to estimate the number of global arcs that can start at a root α of $P(z)$ or $Q(z)$ in terms of the local degree m_α of $R(z)$ in α . Corollary 3.6 proves that α is the starting point of at most:

- two arcs if $m_\alpha = 0$;
- $2(1 - m_\alpha)$ arcs if $m_\alpha \leq -1$;
- $2 \deg P$ arcs if $m_\alpha \geq 1$.

Consequently, in the worst case scenario, the roots of $P(z)$ and $Q(z)$ are simple and disjoint so at most $2 \deg P(\deg P + 2)$ global arcs can start at these points.

Therefore, the number of global arcs whose starting point does not belong to \mathcal{J}_R^* is at most $(2 \deg P + 2 \deg Q) + 4(\deg P + \deg Q + 1) + 4d^2 + 4d + 2 \deg P(\deg P + 2)$.

If $\deg P = 0$, then $\deg Q = 1$ (otherwise M_{CH}^T is trivial) and M_{CH}^T is fully irregular (and has therefore no global arcs) so we can replace the obtained bound by the slightly weaker (but more practical) upper bound $12d + 5d^2$. \square

5.8. Long arcs. In order to prove Theorem 1.10, we introduce a new decomposition of the boundary ∂M_{CH}^T .

Definition 5.23. For any linear differential operator T given by (1.1), we define the *long arcs* as the maximal arcs formed by gluing local and global arcs along points of extruding or bouncing type (see Sections 4.6 and 5.2).

In particular, a long arc belongs to the closure of a unique inflection domain. Consequently, local and global arcs of a same long arc share the same orientation (see Section 4.5.2). This defines the orientation a long arc.

5.8.1. Estimates concerning long arcs. Drawing on the estimates of Section 5.7, we prove that the number of long arcs corresponds to the number of intersections between ∂M_{CH}^T and the transverse locus of \mathcal{J}_R that are not of bouncing type (in other words, where the boundary of the minimal set crosses the curve of inflections).

Lemma 5.24. *Every long arc except at most $28d^2 + 52d$ of them goes from a point of switch type to a point of C^1 -inflection or C^2 -inflection type. The number $|\mathcal{A}|$ of long arcs satisfies the following inequalities:*

$$2|\mathcal{S}| \leq |\mathcal{A}| \leq 2|\mathcal{S}| + 26d + 14d^2;$$

$$4|\mathcal{I}_1| + 2|\mathcal{I}_2| \leq |\mathcal{A}| \leq 4|\mathcal{I}_1| + 2|\mathcal{I}_2| + 26d + 14d^2.$$

Proof. Inequality $2|\mathcal{S}| \leq |\mathcal{A}|$ follows from the fact that every point of switch type is the ending point of two long arcs. Similarly, points of C^1 -inflection or C^2 -inflection type are the starting points of two long arcs so we obtain $2|\mathcal{I}_1| + 2|\mathcal{I}_2| \leq |\mathcal{A}|$.

We denote by $|\mathcal{A}_L|$ the number of long arcs containing a local arc. We already know that the endpoint of a local arc cannot be a point of extruding or bouncing type. Therefore, the endpoint of a local arc contained in a long arc is also the endpoint of the long arc. We deduce then from Lemma 5.21 that the endpoints of all but at most $d(2d+1)$ these long arcs containing a local arc are points of switch type: $|\mathcal{A}_L| \leq |\mathcal{S}| + d(2d+1)$.

Then, denote by $|\mathcal{A}_G|$ the number of long arcs that do not contain a local arc. The start accumulations of these long arcs are in particular start accumulations of a global arc and cannot be points of bouncing type. We deduce from the proof of Lemma 5.22 that the start accumulation of these long arcs, except at most $12d+5d^2$ of them are in fact starting points and they are points of C^1 -inflection or C^2 -inflection type. In other words, we have $|\mathcal{A}_G| \leq 2|\mathcal{I}_1| + |\mathcal{I}_2| + 12d + 5d^2$.

Finally, we deduce that the total number of long arcs satisfies $|\mathcal{A}| \leq |\mathcal{S}| + 2|\mathcal{I}_1| + |\mathcal{I}_2| + 13d + 7d^2$. Combining this inequality with $2|\mathcal{S}| \leq |\mathcal{A}|$, we obtain that $|\mathcal{S}| \leq 2|\mathcal{I}_1| + |\mathcal{I}_2| + 13d + 7d^2$ and therefore $|\mathcal{A}| \leq 4|\mathcal{I}_1| + 2|\mathcal{I}_2| + 26d + 14d^2$. We obtain similarly that $|\mathcal{A}| \leq 2|\mathcal{S}| + 26d + 14d^2$. This also provides a bound on the number of long arcs that do not go from a point of switch type to a point of C^1 -inflection or C^2 -inflection type. \square

5.8.2. *Admissible long arcs.* We will refer to a long arc going from a point of switch type to a point of C^1 -inflection or C^2 -inflection type (or the opposite) as an *admissible long arc*.

Definition 5.25. We associate to each admissible long arc α a combinatorial symbol s_α that contains the following information:

- the connected component of the transverse locus \mathfrak{J}_R^* containing the starting point of α ;
- the connected component of \mathfrak{J}_R^* containing the endpoint of α ;
- the sign of the inflection domain α belongs to.

Chains of consecutive long arcs define *patterns* formed by the concatenation of the combinatorial symbols of their long arcs.

Chains of consecutive long arcs are given the orientation induced by the topological orientation of M_{CH}^T . Therefore, the orientation of a chain coincides with the orientation of the long arc inside positively oriented domains of inflection (and does not coincide with the orientation of the long arc inside negatively oriented domains of inflections).

Remark 5.26. In particular, at a point z of switch, C^1 -inflection or C^2 -inflection type in a chain, the associated ray $r(z)$ and the orientation of the chain points towards the same domain of inflection.

5.8.3. *Bounding the number of transverse intersection points between ∂M_{CH}^T and the transverse locus of \mathfrak{J}_R .* Using the fact that an associated ray cannot cross the curve of inflections more than d times (where $d = 3 \deg P + \deg Q - 1$), we prove a bound on the number of chains of admissible long arcs that can realize a given pattern.

Lemma 5.27. *In the boundary ∂M_{CH}^T of the minimal set, there cannot be $2d+2$ disjoint chains of $2d$ admissible long arcs that realize the same pattern.*

Proof. We assume by contradiction the existence of $2d+2$ disjoint chains $\gamma_1, \dots, \gamma_{2d+2}$ of $2d$ admissible long arcs realizing the same pattern. We refer to the admissible long arc of γ_i corresponding to the j^{th} symbol as $\alpha_{i,j}$.

By definition of the combinatorial symbol, for a given j , the arcs $\alpha_{i,j}$ for $1 \leq i \leq 2d+2$ belong to the same inflection domain \mathcal{D}_j .

We denote by $\beta_1, \dots, \beta_{2d+1}$ the connected components of the transverse locus \mathcal{J}_R^* at the endpoints of long arcs ordered according to the orientation of the chains.

We are going to prove the existence of a point z of β_{d+1} such that its associated ray $r(z)$ also intersects d arcs among $\beta_1, \dots, \beta_{2d+1}$, defining a straight line that intersects transversely a real algebraic curve of degree at most d in at least $d+1$ points, obtaining the desired contradiction.

A first observation is that the chains $\gamma_1, \dots, \gamma_{2d+2}$ cannot cross each other (because the interior of M_{CH}^T is connected near endpoints of admissible arcs). Since the complex plane is simply connected, this fact implies that for a given j , the intersection points of the chains $\gamma_1, \dots, \gamma_{2d+2}$ with β_j determine a cyclic order that does not depend on j . We assume therefore that the indices of $\gamma_1, \dots, \gamma_{2d+2}$ are elements of $\mathbb{Z}/(2d+2)\mathbb{Z}$ and correspond to the previously defined cyclic ordering.

In a given inflection domain \mathcal{D}_j , it may happen that the linear orders of these intersection points with β_j and β_{j+1} respectively are different. They may differ by a rotation if β_j and β_{j+1} do not belong to the same connected components of the boundary of $\partial\mathcal{D}_j$ (if \mathcal{D}_j is not simply connected).

It follows that for any $1 \leq j \leq 2d$, for every $k \in \mathbb{Z}/(2d+2)\mathbb{Z}$ except possibly one, there is a quadrilateral in \mathbb{C} bounded by $\alpha_{j,k}$, $\alpha_{j,k+1}$, one portion of β_j and one portion of β_{j+1} . The exception correspond to the case where the linear orderings do not match. Since we have $2d+2$ chains, it follows that we can assemble $2d$ of these strips into a unique long strip \mathcal{S} bounded by some γ_k , γ_{k+1} and portions of β_0 and β_{2d+1} .

The chains γ_k and γ_{k+1} are oriented in such a way that for any point $z \in \partial\mathcal{S} \cap \beta_0$, associated ray $r(z)$ points inside \mathcal{S} . Since the orientation of γ_k and γ_{k+1} coincides with the topological orientation of M_{CH}^T , we can find a point z of $\partial\mathcal{S} \cap \beta_{d+1}$ in the complement of M_{CH}^T . Thus, for any such point z , associated ray $r(z)$ cannot cross chains γ_k and γ_{k+1} and has to leave \mathcal{S} through β_0 or β_{2d+1} . Therefore, $r(z)$ has to cross either $\beta_1, \dots, \beta_{d+1}$ or $\beta_{d+1}, \dots, \beta_{2d+1}$. This ends the proof. \square

We deduce a bound on the number of long arcs.

Corollary 5.28. *For any linear differential operator T given by (1.1), the number $|\mathcal{A}|$ of long arcs in ∂M_{CH}^T satisfies*

$$|\mathcal{A}| \leq 2e^{16d \ln(d)} + 92d^3$$

where $d = 3 \deg P + \deg Q - 1$.

Proof. Since the number of connected components of the transverse locus \mathcal{J}_R^* is at most $2d^2 + 6d + 2$ (see Corollary 3.15), the number of possible combinatorial symbols for an admissible long arc is $2(2d^2 + 6d + 2)^2$ (see Definition 5.25). Therefore, the number of possible patterns for a chain of $2d$ admissible long arcs is at most $2^{2d}(2d^2 + 6d + 2)^{4d}$. Since $d \geq 3$ (see Remark 2.4), we have $2d^2 + 6d + 2 \leq \frac{5}{2}d^2$ and we obtain the weaker (but simpler) upper bound $(25/2)^{2d}d^{8d}$.

Then, using Lemma 5.27, we deduce that the number of disjoint chains of $2d$ admissible long arcs is at most $(25/2)^{2d}(2d+1)d^{8d}$.

The number of non-admissible long arcs is bounded by $28d^2 + 52d$ (Lemma 5.24). It follows that in the worst case, each non-admissible arc is located between two chains of $(2d-1) + 2d\mathbb{N}$ admissible long arcs. Consequently, the number of long

arcs is bounded by

$$(25/2)^{2d}(2d)(2d+1)d^{8d} + (28d^2 + 52d) + (28d^2 + 52d + 1)(2d - 1).$$

Since $d \geq 3$, this upper bound can be weakened to $2e^{16d \ln(d)} + 92d^3$. \square

Theorem 1.10 then follows from the fact that $|\mathcal{S}|$ and $2|\mathcal{I}_1| + |\mathcal{I}_2|$ are bounded by the number of long arcs (see Lemma 5.24). Corollary 1.11 then follows from the combination of Theorem 1.10 with Lemma 5.21.

6. GLOBAL GEOMETRY OF MINIMAL SETS

At present we do not know a general recipe how to describe non-trivial M_{CH}^T . Nevertheless we can prove some general statements about their global geometry and provide some illuminating examples.

Recall that M_{CH}^T is nontrivial if and only if $\deg Q - \deg P \in \{-1, 0, 1\}$.

In some cases, description of the convex hull $\text{Conv}(M_{CH}^T)$ is easier to obtain. The following has been proved as Corollary 5.16 in [AHN+24].

Proposition 6.1. *Consider a linear differential operator T given by (1.1). Then the intersection of all convex Hutchinson invariant set coincides with the convex hull $\text{Conv}(M_{CH}^T)$ of the minimal set M_{CH}^T .*

The local analysis of boundary points carried on in the previous sections provides interesting partial results towards a characterization of points where ∂M_{CH}^T is locally convex.

6.1. Local convexity of the boundary. Local analysis in terms of correspondences Γ and Δ shows that corner points of M_{CH}^T have to satisfy very specific conditions.

Corollary 6.2. *For a linear differential operator T given by (1.1), consider a point α which is a corner point of the boundary ∂M_{CH}^T . In other words, there is a neighborhood V of α such that $V \cap M_{CH}^T$ is contained in a cone with apex α and with the opening strictly smaller than π . Then one of the following statements hold:*

- α is a simple zero of $R(z)$ satisfying $\phi_\alpha = 0$ (see 3.1);
- α is a common root of $P(z)$ and $Q(z)$ of the same multiplicity (i.e. α is neither a zero nor a pole of $R(z)$).

Besides, if α is a cusp (neighborhoods of α in M_{CH}^T can be included in cones of arbitrarily small opening angle), then one of the following statements holds:

- α is a common root of $P(z)$ and $Q(z)$ of the same multiplicity;
- M_{CH}^T is totally irregular and contained in a half-line.

Proof. Corollary 3.5 immediately implies that α cannot be a pole or a multiple zero of $R(z)$. Besides, if α is a simple zero, it has to satisfy the condition $\phi_\alpha = 0$. Now we assume that α is neither a zero nor a pole of $R(z)$. It remains to prove that $\alpha \in \mathcal{Z}(PQ)$.

Assume that $\alpha \notin \mathcal{Z}(PQ)$. In this case if some point of the forward trajectory of $R(z)\partial_z$ starting at α belongs to M_{CH}^T , then a germ of the integral curve starting at α is contained in M_{CH}^T (see Proposition 2.10) and α cannot be a corner point. We conclude that $\Gamma(\alpha) = \emptyset$.

If $\Delta(\alpha)$ contains some point y , then a branch of the root trail tt_y containing α belongs to M_{CH}^T (see Lemmas 2.11 and 2.16). Thus in this case α cannot be a corner point and we get $\Delta(\alpha) = 0$.

Now we take a cone \mathcal{C} with apex at α , of angle at least π which is locally disjoint from M_{CH}^T . If $r(\alpha)$ is contained in \mathcal{C} , but is not one of the two limit rays, we can freely remove a neighborhood of α from M_{CH}^T and still get an invariant set. In any

other case, we can find an arc contained in a neighborhood of α and the complement of M_{CH}^T whose associated rays sweep out a domain containing α . Thus we get a contradiction in this case as well which implies that α has to be in $\mathcal{Z}(PQ)$.

Finally if α is a simple zero of $R(z)$ and a cusp, then we have $\mathcal{L}_\alpha = \mathbb{S}^1$ (see Definition 3.2). It follows that M_{CH}^T has empty interior. All such cases have been completely classified in Section 7 of [AHN+24]. \square

Further local analysis provides necessary conditions under which boundary points belong to locally convex parts of ∂M_{CH}^T .

Proposition 6.3. *For a linear differential operator T given by (1.1), consider a point α such that there is a neighborhood V of α with the property that $V \cap M_{CH}^T$ is contained in a half-plane whose boundary contains α .*

If $\alpha \in \mathcal{Z}(PQ)$, then one of the following statements holds:

- α is a simple pole of $R(z)$;
- α is a simple zero of $R(z)$ satisfying $\phi_\alpha = 0$ (see 3.1);
- α is a common root of $P(z)$ and $Q(z)$ of the same multiplicity (i.e. α is neither a zero nor a pole of $R(z)$).

If $\alpha \in \mathfrak{J}_R^ \setminus \mathcal{Z}(PQ)$, then α is a point of switch type.*

If $\alpha \notin \mathfrak{J}_R \cup \mathcal{Z}(PQ)$, then one of the following statements holds:

- α is a point of local type;
- α is a point of global type and for any $u \in \Delta(\alpha)$, either $\text{Im}(f(u, \alpha)) = 0$ or $\text{Im}(f(u, \alpha))$ and $\text{Im}(R'(\alpha))$ have opposite signs (for f defined as in Proposition 2.18).

Proof. The case $\alpha \in \mathcal{Z}(PQ)$ follows from Corollary 3.5. If $\alpha \in \mathfrak{J}_R^* \setminus \mathcal{Z}(PQ)$ and $\Delta^-(\alpha) \neq \emptyset$, then M_{CH}^T contains both the germ of an integral curve of the field $-R(z)\partial_z$ at α and the germ of the root trail tr_u for some $u \in \Delta^-(\alpha)$. Proposition 2.19 implies that M_{CH}^T cannot be convex at α . Besides, if $\Gamma(\alpha) \neq \emptyset$, then M_{CH}^T cannot be convex in α either because a germ of an integral curve having an inflection point at α is contained in M_{CH}^T . In the remaining cases, we have $\Gamma(\alpha) \cup \Delta^-(\alpha) = \emptyset$. If $\Delta^+(\alpha) \neq \emptyset$, this characterizes points of switch type (see Theorem 1.9). If $\Delta^-(\alpha) = \emptyset$, then we obtain a point of C^2 -inflection type, α is the starting point of a local arc and $\Gamma(\alpha)$ is therefore nonempty (see Proposition 5.5).

Now we consider the case $\alpha \notin \mathfrak{J}_R \cup \mathcal{Z}(PQ)$. If $\Gamma(\alpha) \neq \emptyset$, then α is a point of local type (α cannot be a point of extruding type because of Proposition 4.30). If $\Gamma(\alpha) = \emptyset$, then it follows from Proposition 4.7 that $\Delta(\alpha) \neq \emptyset$. Proposition 2.18 then provides the necessary condition. \square

6.2. Case $\deg Q - \deg P = -1$. We have a rational vector field $R(z)\partial_z$ satisfying $R(z) = \frac{\lambda}{z} + \frac{\mu}{z^2} + o(1/z^2)$ with $\lambda \in \mathbb{C}^*$ and $\mu \in \mathbb{C}$.

6.2.1. Horizontal locus and special line. We define the following loci.

Definition 6.4. The horizontal locus \mathcal{H}_R is the closure in \mathbb{C} of the set formed by points $z \notin \mathcal{Z}(PQ)$, for which $\sigma(z) = \frac{\arg(\lambda) \pm \pi}{2}$.

We also denote by \mathcal{L}_R the special line formed by points z given by the equation $\text{Im}(z/\lambda) = \text{Im}(\mu/\lambda^2)$.

For the sake of simplicity, the vector field $R(z)\partial_z$ is normalized by an affine change of variable as $R(z) = -\frac{1}{z} + o(z^{-2})$ ($\lambda = -1$ and $\mu = 0$). The line \mathcal{L}_R then coincides with the real axis \mathbb{R} .

Lemma 6.5. \mathcal{H}_R is a real plane algebraic curve of degree at most $\deg P + \deg Q$. It has two asymptotic infinite branches. The line \mathcal{L}_R is the asymptotic line for both of them.

Proof. Curve \mathcal{H}_R can be seen as the pull back of the real axis under the mapping $R(z) : \mathbb{C}\mathbb{P}^1 \rightarrow \mathbb{C}\mathbb{P}^1$. We have $R(\infty) = 0$ and ∞ is a simple root of $R(z)$. Therefore, \mathcal{H}_R is smooth near ∞ .

It remains to show that the tangent line to \mathcal{H}_R at infinity coincides with the real axis. Actually the tangent line is the line at which the linearization of $R(z)$ at ∞ attains real zeroes. Since this linearization is exactly $-\frac{1}{z}$, the result follows. \square

Corollary 6.6. *The closure $\overline{M_{CH}^T}$ of the minimal set in the extended plane contains asymptotic directions 0 and π . Besides, the curve \mathcal{H}_R is contained in the minimal set M_{CH}^T .*

Proof. Looking at separatrices of the vector field $R(z)\partial_z$ and using Proposition 2.10 we get that the closure $\overline{M_{CH}^T}$ in the extended plane contains asymptotic directions 0 and π . The associated rays of points of \mathcal{H}_R are thus asymptotically tangent to M_{CH}^T and \mathcal{H}_R is contained in the minimal set. \square

Proposition 6.7. *Consider a linear differential operator T given by (1.1) such that $\deg Q - \deg P = -1$. Then the minimal convex Hutchinson invariant set $\text{Conv}(M_{CH}^T)$ is a bi-infinite strip (domain bounded by two parallel lines).*

More precisely, $\text{Conv}(M_{CH}^T)$ is the smallest strip containing $\mathcal{H}_R \cup \mathcal{Z}(PQ)$.

Proof. The minimal convex Hutchinson invariant set $\text{Conv}(M_{CH}^T)$ is the complement of the union of every open half-plane disjoint from M_{CH}^T . Since \mathcal{H}_R is contained in M_{CH}^T (Corollary 6.6), these open half-planes have to be disjoint from \mathcal{H}_R . Conversely, any open half-plane H disjoint from \mathcal{H}_R is such that $\text{Im}(R(z))$ is either positive or negative for every $z \in H$. Therefore, provided H does not contain any zero or pole of $R(z)$, one can conclude that it can be removed from any Hutchinson invariant set. In other words, $\text{Conv}(M_{CH}^T)$ is the complement to the union of all half-planes disjoint from $\mathcal{H}_R \cup \mathcal{Z}(PQ)$. Since \mathcal{H}_R has asymptotically horizontal infinite branches, the boundary line of every half-plane disjoint from \mathcal{H}_R has to be horizontal.

It remains to prove that such half-planes exist. It follows from the asymptotic description of \mathcal{H}_R in Lemma 6.5 that $|\text{Im}(z)|$ is bounded on \mathcal{H}_R . Therefore we can find two (disjoint) open half-planes that are also disjoint from \mathcal{H}_R . These half-planes contain half-planes which, in addition, are disjoint from $\mathcal{Z}(PQ)$. \square

6.2.2. *Asymptotic geometry of the minimal set.* Following Proposition 6.7, $\text{Conv}(M_{CH}^T)$ is the smallest horizontal strip containing the curve $\mathcal{H}_R \cup \mathcal{Z}(PQ)$. The closure of the projection of $\text{Conv}(M_{CH}^T)$ on the vertical axis is an interval $[y^-, y^+]$ where $y^- \leq 0 \leq y^+$.

Lemma 6.8. *For $0 < y < y_0$, denote by M_t the intersection point between the associated ray $r(t + iy)$ and the horizontal line $\text{Im}(z) = y_0$. Then the following statements hold:*

- for $t \rightarrow +\infty$, $\text{Re}(M_t) \rightarrow -\infty$ if $y < \frac{y_0}{2}$;
- for $t \rightarrow +\infty$, $\text{Re}(M_t) \rightarrow +\infty$ if $\frac{y_0}{2} < y < y_0$.

Analogous statements hold for $t \rightarrow -\infty$ or $y_0 < y < 0$.

Proof. For large values of t , we have $\text{Re}(R(z)) = -\frac{1}{t} + o(t^{-1})$ and $\text{Im}(R(z)) = \frac{y}{t^2} + o(t^{-2})$. Provided t is large enough, $\text{Im}(R(z))$ is positive and the associated ray $r(z)$ intersects the line $\text{Im}(z) = y_0$. Then the real part of the intersection point equals $t - (y_0 - y)\frac{t}{y} + o(t)$. After simplification, we obtain $\frac{(2y - y_0)t}{y} + o(t)$. The sign of the main term is then determined by the sign of $2y - y_0$. \square

Proposition 6.9. *If $\deg Q - \deg P = -1$, the minimal set M_{CH}^T is connected in \mathbb{C} .*

Proof. Following Proposition 2.24, the complement $(M_{CH}^T)^c$ of M_{CH}^T in \mathbb{C} has exactly two connected components and it has been proved in Proposition 6.7 that each of them contains a half-plane. We refer to the domain containing an upper half-plane as \mathcal{D}^+ and to the domain containing a lower half-plane as \mathcal{D}^- . Since M_{CH}^T contains \mathcal{H}_R , we deduce that $\text{Im}(R(z))$ is positive on \mathcal{D}^+ and negative on \mathcal{D}^- .

Proving that M_{CH}^T is connected in \mathbb{C} amounts to showing that \mathcal{D}^+ and \mathcal{D}^- have only one topological end. We will prove this statement for \mathcal{D}^+ (the proof for \mathcal{D}^- is identical). We assume by contradiction that \mathcal{D}^+ has a topological end κ distinct from the end of the upper half-plane contained in \mathcal{D}^+ (we will refer to this end as the *main end* of \mathcal{D}^+).

For any sequence $\{z_n\}$ of points in $(M_{CH}^T)^c$ approaching κ , we have (up to taking a subsequence) the sequence $\{\arg(z_n)\}$ converging either to 0 or to π (since otherwise, κ would not be distinct from the main end). Let's assume without loss of generality that it is 0. Again, we can assume that $\{\text{Im}(z_n)\}$ converges to some value $y_e \in [0, y^+]$.

If $y_e > 0$, then Lemma 6.8, shows that for any horizontal line L_f with $y_f \in]y_e, 2y_e[$, the associated rays of the points in $(M_{CH}^T)^c$ converging to the end κ sweep out points of L_f whose real part is arbitrarily close to $+\infty$. Assuming that y_e is the maximal possible limit value, we deduce that no infinite component of $(M_{CH}^T)^c$ can separate κ from the upper main end containing asymptotic directions of $]0, \pi[$.

Hence, for a sequence $\{z_n\}$ of points in $(M_{CH}^T)^c$ approaching κ , the only accumulation value of $\{\text{Im}(z_n)\}$ is 0. In this case, the associated rays $r(z_n)$ accumulate onto the \mathbb{R} -axis which is therefore contained in the closure of \mathcal{D}^+ .

Now we prove that the open upper half-plane defined by $\text{Im}(z) > 0$ is disjoint from M_{CH}^T . We assume by contradiction the existence of a point z_0 such that $y_0 = \text{Im}(z_0)$ is positive and $z_0 \in M_{CH}^T$. We denote by L_{y_0} the horizontal line formed by points satisfying $\text{Im}(z) = y_0$. Since there is a family of associated rays accumulating onto the \mathbb{R} -axis, there exists a path $(t + if(t))_{t \in \mathbb{R}}$ such that for any t , $f(t) \in]0, \frac{y_0}{4}[$ and $t + if(t) \in \mathcal{D}^+$. Applying Lemma 6.8 to the intersection between L_{y_0} and the family of associated rays starting from $t + if(t)$, a continuity argument proves that z_0 belongs to some associated ray of the family (as t moves from $-\infty$ to $+\infty$, the intersection of the associated rays with L_{y_0} moves from the right end to the left end of this horizontal line). Therefore, z_0 cannot belong to M_{CH}^T and the open upper half-plane defined by $\text{Im}(z) > 0$ is disjoint from M_{CH}^T .

Then, there are interior points of connected a component X of M_{CH}^T located above κ whose imaginary value is negative. It follows that the associated rays of points of \mathcal{D}^+ approaching κ intersect the interior of X (these associated rays accumulate on the \mathbb{R} -axis). Therefore, there is no such end κ and M_{CH}^T is connected. \square

Proposition 6.10. *There is a compact set K and a positive constant $B > 0$ such that the intersection $M_{CH}^T \cap K^c$ is contained in the closure of the domain bounded by the hyperbolas given by*

$$y = \frac{y^+}{2} \left(1 + \frac{B}{x}\right), \quad y = \frac{y^-}{2} \left(1 + \frac{B}{x}\right) : \quad x > 0 \quad (6.1)$$

$$y = \frac{y^-}{2} \left(1 - \frac{B}{x}\right), \quad y = \frac{y^+}{2} \left(1 - \frac{B}{x}\right) : \quad x < 0. \quad (6.2)$$

Proof. By Lemma 6.5 for any y in $J = [y^-, \frac{y^-}{2} \cup]\frac{y^+}{2}, y^+]$, there is a positive constant $A > 0$ such that the union of the two semi-infinite horizontal strips characterized by $\text{Im}(z) \in J$ and $|\text{Re}(z)| > A$ is disjoint from \mathcal{H}_R .

Consider some positive number $B > A$ and introduce the domain D_B characterized by the inequalities:

- $\text{Im}(z) > y^+$ if $\text{Re}(z) \in [-B, B]$;
- $\text{Im}(z) > g(t)$ where $g(t) = \frac{y^+}{2} \frac{|t|+B}{|t|}$ if $t = \text{Re}(z) \notin [-B, B]$.

For any point z such that $\text{Im}(z) > y^+$, the associated ray $r(z)$ remains in D_B . Now we assume that $z = t + iy$ satisfies the conditions

$$|t| > B \quad \text{and} \quad \frac{y^+}{2} \frac{|t|+B}{|t|} < |y| \leq y^+.$$

Without loss of generality, we assume that $t < -B$.

In order to prove that the associated ray $r(z)$ remains in D_B , we have to show that for any $t < -B$ and any $s \in [t, -B]$, we have

$$\frac{\text{Im}(R(z))}{\text{Re}(R(z))} > \frac{g(s) - g(t)}{s - t}.$$

Since $\frac{g(s)-g(t)}{s-t} \leq \frac{By^+}{2st} \leq -\frac{y^+}{2t}$, we just have to prove that

$$\frac{\text{Im}(R(z))}{\text{Re}(R(z))} > -\frac{y^+}{2t}.$$

In our case $\text{Re}(R(z)) = -\frac{1}{t} + o(t^{-2})$ and $\text{Im}(R(z)) = \frac{y}{t^2} + o(t^{-3})$ imply that

$$\frac{\text{Im}(R(z))}{\text{Re}(R(z))} = -\frac{y}{t} + o(t^{-2}).$$

Since $y - \frac{y^+}{2} > \frac{y^+B}{2|t|} > 0$, the inequality holds provided B is large enough.

By replacing y^+ by y^- , we get an analogous result for the lower part of the complement to M_{CH}^T . \square

6.2.3. Examples. Consider a family of operators of the form $T_\alpha = Q(z) \frac{d}{dz} + P(z)$ where $Q(z) = (z - \alpha)^k$ and $P(z) = z(\alpha - z)^k$ with the common root $\alpha \in \mathbb{C}$ of degree $k \in \mathbb{N}^*$.

The family T_α provides a rich assortment of examples. We have $R(z) = -\frac{1}{z}$. The special line is the real axis \mathbb{R} which coincides with the horizontal locus \mathcal{H}_R . Besides, the integral curves of $R(z)\partial_z$ are hyperbolas (level sets of xy).

Proposition 6.11. *If $\alpha \in \mathbb{R}$, then the minimal set M_{CH}^T of operator T_α coincides with the real axis \mathbb{R} .*

Proof. This follows immediately from Proposition 6.7 and Proposition 6.9. \square

If α does not belong to the real axis, we get different pictures depending on whether or not α belongs to the imaginary axis. Without loss of generality, we will assume that $\text{Im}(\alpha) > 0$.

Proposition 6.12. *If α is of the form $y_0 i$ with $y_0 > 0$, then the minimal set M_{CH}^T is the union of the segment $[\frac{y_0}{2} i, y_0 i]$ with the horizontal strip formed by points z satisfying $0 \leq \text{Im}(z) \leq \frac{y_0}{2}$.*

Proof. From Proposition 6.7 it follows immediately that the convex hull of M_{CH}^T is contained in the strip bounded by \mathbb{R} and the horizontal line $\text{Im}(z) = \text{Im}(y_0)$. For any point of segment $[0, y_0 i]$, the associated ray contains α so $[0, y_0 i] \subset M_{CH}^T$.

For any point of the horizontal strip given by the inequalities $0 \leq \text{Im}(z) \leq \frac{y_0}{2}$, a simple computation proves that its associated ray intersects the segment $[0, y_0 i]$.

Finally, for any point z such that $\text{Im}(z) > \frac{y_0}{2}$ and $\text{Re}(z) \neq 0$, the associated ray is disjoint from the segment $[0, y_0 i]$. This completely characterizes the minimal set. \square

The latter case provides an example of a partially irregular minimal set whose irregularity locus is contained in a R -invariant line (the imaginary axis in this case).

In the general case, the boundary of M_{CH}^T is more complicated. Up to conjugation, we can restrict us to the case when $\operatorname{Re}(\alpha), \operatorname{Im}(\alpha) > 0$.

Proposition 6.13. *If α is of the form $x_0 + y_0i$ with $x_0, y_0 > 0$, then the minimal set M_{CH}^T of T_α is bounded by the following arcs:*

- the real \mathbb{R} -axis ;
- global arc $(t, f_1(t))$ where $f_1(t) = \frac{y_0 t}{2t - x_0}$ for $t \in [x_0, +\infty[$;
- local arc $(t, f_2(t))$ where $f_2(t) = \frac{x_0 y_0}{t}$ for $t \in [x_0, x_e]$;
- global arc $(t, f_3(t))$ where $f_3(t) = \frac{x_0 y_0 t}{(2\sqrt{x_0 t} + x_0)^2}$ for $t \in [0, x_e]$;
- global arc $(t, f_4(t))$ where $f_4(t) = \frac{y_0 t}{2t - x_0}$ for $t \in]-\infty, 0]$.

Here, (x_e, y_e) is a point of extruding type. Its coordinates are $x_e = (3 + 2\sqrt{2})x_0$ and $y_e = \frac{y_0}{3 + 2\sqrt{2}}$.

Proof. The convex hull of M_{CH}^T is contained in the strip bounded by \mathbb{R} and the horizontal line $\operatorname{Im}(z) = \operatorname{Im}(y_0)$, see Proposition 6.7. The arcs $(t, f_1(t))$ and $(t, f_4(t))$ are characterized by the fact that the associated rays starting from their points contain $x_0 + iy_0$ (this can be checked by a direct computation). In particular, they belong to two distinct branches of the same hyperbola. Besides, the domain \mathcal{D} between \mathbb{R}^- and arc $(t, f_4(t))$ is automatically contained in M_{CH}^T .

Following Proposition 2.10, the backward trajectory of the vector field $R(z)\partial_z$ starting at $x_0 + y_0i$ is contained in M_{CH}^T . The domain between this portion of the integral curve and the arc $(t, f_1(t))$ is also contained in M_{CH}^T .

We denote by \mathcal{D}' the domain in the open right upper quadrant where the associated ray intersects the domain \mathcal{D} . At each point $(t, \gamma(t))$ of the upper boundary of \mathcal{D}' , the associated ray is tangent to the branch of hyperbola $(s, f_4(s))$ for some $s \leq 0$. Since $R(z) = -\frac{1}{z}$, the argument of $t + i\gamma(t)$ equals the negative of the slope of $(s, f_4(s))$ at s . Since $\frac{df_4}{ds}(s) = -\frac{x_0 y_0}{(2s - x_0)^2}$, we get

$$\frac{\gamma(t)}{t} = \frac{x_0 y_0}{(2s - x_0)^2}.$$

Since the tangent line has to intersect the imaginary axis at $2\gamma(t)i$, we obtain the following equation:

$$\frac{f_4(s) - 2\gamma(t)}{s} = -\frac{x_0 y_0}{(2s - x_0)^2}.$$

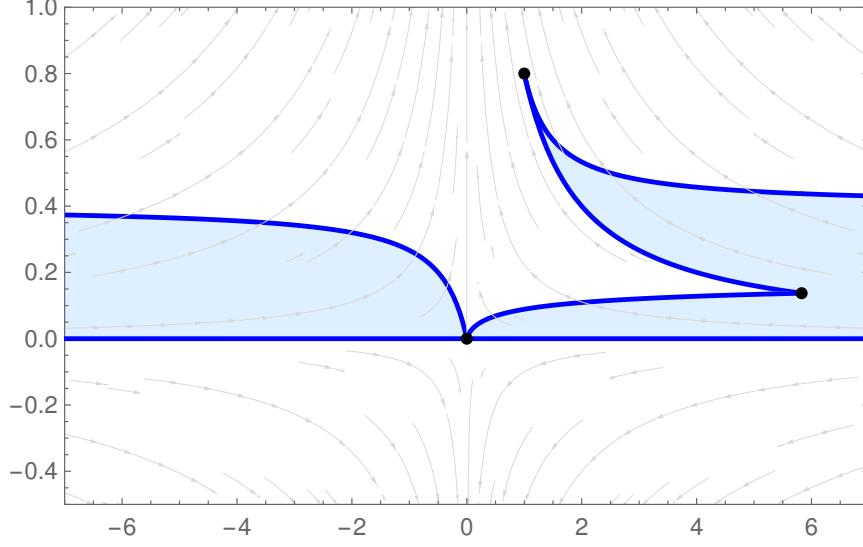
Replacing $\gamma(t)$ by $\frac{x_0 y_0 t}{(2s - x_0)^2}$, we get $t = \frac{s^2}{x_0}$.

Since s is the negative square root of $x_0 t$, we deduce that $\gamma(t) = \frac{x_0 y_0 t}{(2\sqrt{x_0 t} + x_0)^2}$. In particular, for $s = -x_0$, we get $t = x_0$ and $\gamma(x_0) = \frac{y_0}{9}$.

The arc γ and the backward trajectory starting at $x_0 + iy_0$ (which is a branch of hyperbola) intersect each other at some point $x_e + iy_e$. From a computation, we obtain $x_e = (3 + 2\sqrt{2})x_0$ and therefore $y_e = \frac{y_0}{3 + 2\sqrt{2}}$.

It is then geometrically clear that for any point z above the curve formed by arcs defined by functions f_1, f_2, f_3, f_4 , the associated ray cannot intersect any of these arcs. \square

The latter example provides an illustration of a point of extruding type. Since the boundary arcs are explicit algebraic curves, we can obtain the exact picture shown in Figure 11.

FIGURE 11. The case when $\alpha = 1 + 0.8i$.

6.3. Case $\deg Q - \deg P = 0$. For the sake of simplicity, we normalize the vector field $R(z)\partial_z$ by an affine change of variable so that $R(z) = 1 + \frac{\mu}{z^\kappa} + o(z^{-\kappa-1})$ for some $\mu \in \mathbb{C}^*$ and $\kappa \geq 1$. The case of a constant vector field is already treated in Section 2.3 of [AHN+24].

Under the assumptions $\text{Im}(\mu) \neq 0$ and $\kappa = 1$, we are going to prove that the minimal set M_{CH}^T is connected. Firstly we show that M_{CH}^T is regular and disjoint from the curve of inflections \mathcal{I}_R outside a compact set.

Lemma 6.14. *Assuming that $\text{Im}(\mu)(-1)^\kappa > 0$, there is a cone \mathcal{C} and a compact set K such that:*

- for any $z \in \mathcal{C}$, $\text{Im}(R(z)) > 0$ and $\text{Im}(R'(z)) > 0$;
- $M_{CH}^T \subset \mathcal{C} \cup K$.

Besides, M_{CH}^T is a regular subset of \mathbb{C} .

Proof. Computing $R(t)$ and $R'(t)$ for a negative real number t , we obtain that $R(t) = 1 + \frac{\mu}{t^\kappa} + o(t^{-\kappa-1})$ and thus $\text{Im}(R(t)) \sim \text{Im}(\mu)t^{-\kappa}$. The sign of the former is thus the sign of $\text{Im}(\mu)(-1)^\kappa$. Similarly we obtain that it is also the sign of $\text{Im}(R'(t))$ for t close enough to infinity and negative.

It follows from Proposition 2.25 that M_{CH}^T is contained in an infinite cone \mathcal{C}_0 whose asymptotic directions are $]\pi - \epsilon, \pi + \epsilon[$ for some $\epsilon \in]0, \frac{\pi}{2}[$. Besides, since the asymptotic directions of infinite branches of the algebraic curves defined by equations $\text{Im}(R) = 0$ and $\text{Im}(R') = 0$ are not horizontal, \mathcal{C}_0 and thus M_{CH}^T are covered by the union of a cone \mathcal{C} and a compact set K such that for any $z \in \mathcal{C}$, $\text{Im}(R(z)) > 0$ and $\text{Im}(R'(z)) > 0$.

Any R -invariant line (see Definition 2.5) has to be horizontal and therefore it intersects the cone \mathcal{C} . Thus some points of any R -invariant line Λ have the associated rays that are not contained in Λ . Therefore, there are no R -invariant lines for such a vector field $R(z)\partial_z$. The minimal set M_{CH}^T has hence no tails and Theorem 2.23 guarantees that M_{CH}^T is regular. \square

Corollary 6.15. *Assuming that $\text{Im}(\mu)(-1)^\kappa > 0$, consider a sequence $(\alpha_n)_{n \in \mathbb{N}}$ of points of ∂M_{CH}^T such that $|\alpha_n| \rightarrow +\infty$ and $\Delta(\alpha_n) \neq \emptyset$ for any $n \in \mathbb{N}$. Then there exist a subsequence $(\alpha_{f(n)})_{n \in \mathbb{N}}$ and a line \mathcal{L}_{y_0} given by $\text{Im}(z) = y_0$ such that:*

- the line \mathcal{L}_{y_0} is disjoint from the interior of M_{CH}^T ;
- the line \mathcal{L}_{y_0} contains a point of ∂M_{CH}^T ;
- $\operatorname{Re}(\alpha_{f(n)}) \rightarrow -\infty$;
- $\operatorname{Im}(\alpha_{f(n)}) \leq y_0$ for any $n \in \mathbb{N}$.

Proof. Up to taking a subsequence, we can also assume that every a_n belongs to the cone \mathcal{C} defined in Lemma 6.14. Lemma 4.17 implies that for any n , points of $\Delta(\alpha_{f(n)})$ belong to \mathfrak{J}^- , \mathfrak{J}_R or $\mathcal{Z}(PQ)$. Therefore, following Lemma 6.14, points of $\Delta(\alpha_n)$ accumulate in a compact set as $n \rightarrow \infty$. We denote by z_0 one of their accumulation points and by L_{y_0} the horizontal line containing z_0 (here $y_0 = \operatorname{Im}(z_0)$).

Thus, up to taking a subsequence of α , we get a sequence $(y_n)_{n \in \mathbb{N}}$ such that $y_n \rightarrow y_0$ and $y_n \in \Delta(\alpha_n)$ for any $n \in \mathbb{N}$. As α_n goes to infinity while $\Delta(\alpha_n)$ remains in a compact set, the associated rays $r(\alpha_n)$ accumulate on L_{y_0} . Thus the line L_{y_0} is disjoint from the interior of M_{CH}^T . Besides, since $\alpha_n \in \mathcal{C}$ for any $n \in \mathbb{N}$, we have $\operatorname{Im}(R(\alpha_n)) > 0$ and therefore $\operatorname{Im}(\alpha_n) \leq y_0$. \square

Lemma 6.16. *Provided that $\operatorname{Im}(\mu) \neq 0$ and $\kappa = 1$, no integral curve has a horizontal asymptotic line at infinity.*

Proof. Since $R(z) = 1 + \frac{\mu}{z} + o(z^{-2})$, the integral curve $\gamma(t)$ satisfies $\operatorname{Re}(\gamma(t)) \sim t$ as $t \rightarrow \pm\infty$. Then $\operatorname{Im}(\gamma'(t)) = \frac{\operatorname{Im}(\mu)}{t} + o(t^{-1})$. We obtain that $\operatorname{Im}(\gamma(t))$ has logarithmic growth as $t \rightarrow \pm\infty$ and therefore the integral curve has no asymptotic lines at infinity. \square

Corollary 6.17. *Provided that $\operatorname{Im}(\mu) \neq 0$ and $\kappa = 1$, the minimal set M_{CH}^T is connected in \mathbb{C} . Besides, ∂M_{CH}^T has exactly two infinite arcs: one is a local arc starting at infinity while the other is a global arc ending at infinity.*

Proof. Without loss of generality, we can assume that $\operatorname{Im}(\mu) > 0$. Proposition 2.20 shows that there are finitely many connected components of M_{CH}^T . Moreover they are attached to the point $\pi \in \mathbb{S}^1$ at infinity in some linear order. We refer to these components of M_{CH}^T as X_1, \dots, X_k where X_1 is the lowest component while X_k is the highest component. Besides the boundary ∂X_i of any component X_i has exactly two topological ends. We call them the lower end ∂X_i^- and the upper end ∂X_i^+ .

Since $\partial M_{CH}^T \cap \mathfrak{J}_R$ is contained in a compact set (see Lemma 6.14), points of ∂X that are close enough to infinity are either of local, global or of extruding types. Proposition 4.12 proves that every local arc has an endpoint in $\mathfrak{J}_R \cup \mathcal{Z}(PQ)$. Thus the ends of ∂X are represented either by a local arc starting at infinity or by a global arc. Since $\operatorname{Im}(\mu) > 0$, these points belong to \mathfrak{J}^- so the orientation constraint shows that only the upper end can be represented by a local arc. Otherwise, the local arc would have the point at infinity as its endpoint. Equivalently, any lower end ∂X_i^- has to be represented by an infinite global arc ending at infinity (see Lemma 4.23).

For any component X_i , the lower end ∂X_i^- of its boundary is approached by a sequence of points of global type. Applying Corollary 6.15 to such a sequence we prove the existence of a horizontal line L_i lying below the component X_i and disjoint from the interior of M_{CH}^T . Thus no component of M_{CH}^T lying below the line L_i can contain an infinite local arc because the latter has no asymptotic line at infinity (see Lemma 6.16). Consequently, among the ends of ∂M_{CH}^T , only ∂X_k^+ can be represented by a local arc.

It remains to prove that M_{CH}^T has only one connected component. Assuming that $k > 1$, we consider the upper end ∂X_1^+ . We already know that it can be approached by points $(\alpha_n)_{n \in \mathbb{N}}$ for which $\Delta(\alpha_n) \neq \emptyset$. Applying Corollary 6.15, we prove the existence of a line L such that:

- L is disjoint from the interior of M_{CH}^T ;
- there is some point $z_0 \in L \cap \partial M_{CH}^T$;
- points of $(\alpha_n)_{n \in \mathbb{N}}$ lie below the line L .

We deduce from the first and the third bullet points that the interior of component X_1 lies below line L .

Besides, since for each $n \in \mathbb{N}$, α_n belongs to \mathfrak{J}^- , $\Delta(\alpha_n)$ is a direct support point of M_{CH}^T for the associated ray $r(\alpha_n)$ (see Lemma 4.4). Then, z_0 is also a direct support point of M_{CH}^T for (oriented) line L . It follows that the interior of the component of M_{CH}^T containing z_0 lies above line L . In other words, z_0 belongs to some component X_i such that $i > 1$.

For any point z of ∂X_i close enough to ∂X_i^- , the associated ray $r(z)$ has to cross the portion of the line L formed by points whose real part is smaller than $\operatorname{Re}(z_0)$ (otherwise, the associated ray would have to cross the interior of X_i). This is impossible since z lies on or above L and $\operatorname{Im}(R(z)) > 0$. This is a contradiction. There is no such component X_i and M_{CH}^T is connected. A neighborhood of its upper end is contained in a local arc while a neighborhood of its lower end is contained in a global arc. \square

6.4. Connected components of minimal sets. Putting together partial results for the different values of $\deg Q - \deg P$, we are able to state a bound on the number of connected components of M_{CH}^T in \mathbb{C} . It is already known that the closure of M_{CH}^T in the extended plane $\mathbb{C} \cup \mathbb{S}^1$ is always connected.

Proof of Theorem 1.12. For any operator T satisfying $|\deg Q - \deg P| > 1$, it has been proved in Theorem 1.11 of [AHN+24] that $M_{CH}^T = \mathbb{C}$. Besides, when $\deg Q - \deg P = 1$, Section 6.3 and Corollary 5.20 of the same paper proves that M_{CH}^T is connected and contractible. For $\deg Q - \deg P = -1$, it follows from Proposition 6.9.

The only case where there could be several connected components is $\deg Q - \deg P = 0$. If $R(z)$ is constant, then there are two situations. If P, Q are both constant, then there is no meaningful notion of minimal set (see Section 2.3.1 in [AHN+24]). Otherwise, M_{CH}^T is formed by parallel half-lines starting at points of $\mathcal{Z}(PQ)$. Since every point of $\mathcal{Z}(PQ)$ is a common root of P and Q (otherwise $R(z)$ would not be constant) we get that there are at most $\frac{1}{2} \deg P + \frac{1}{2} \deg Q$ such half-lines.

If $R(z)$ is not constant, then we have $R(z) = \lambda + \frac{\mu}{z^\kappa} + o(z^{-\kappa})$ for some $\lambda, \mu \in \mathbb{C}^*$ and $\kappa \in \mathbb{N}^*$. If $\kappa = 1$ and $\operatorname{Im}(\mu/\lambda) \neq 0$, then Corollaries 6.17 proves that M_{CH}^T is connected. Otherwise, Proposition 2.20 provides an upper bound $\frac{1}{2} \deg P + \frac{1}{2} \deg Q$. \square

6.5. Case $\deg Q - \deg P = 1$. In [AHN+24] we found that, outside a rather trivial case², a necessary and sufficient condition for the compactness of M_{CH}^T in case $\deg Q - \deg P = 1$ is $\operatorname{Re}(\lambda) \geq 0$. Moreover in case $\operatorname{Re}(\lambda) < 0$, we get $M_{CH}^T = \mathbb{C}$.

We will describe M_{CH}^T for $\operatorname{Re}(\lambda) = 0$. Unfortunately, in the most interesting situation $\operatorname{Re}(\lambda) > 0$, we do not have a general description of M_{CH}^T , but we provide a number of partial results, observations and examples.

6.5.1. $\operatorname{Re}(\lambda) = 0$. In this case a complete characterization of ∂M_{CH}^T can be carried out.

Theorem 6.18. *Consider a linear differential operator T given by (1.1) such that $\deg Q - \deg P = 1$ and $\operatorname{Re}(\lambda) = 0$. In this case, the neighborhood of infinity is foliated by a family \mathcal{C} of closed integral curves of the vector field $R(z)\partial_z$.*

²When $\deg P = 0$ and $\deg Q = 1$, M_{CH}^T coincides with the unique root of $Q(z)$ when $\lambda \notin \mathbb{R}_{<0}$ and coincides with \mathbb{C} otherwise.

The boundary ∂M_{CH}^T of the minimal set of T is described as the first closed leaf (according to the natural ordering starting at infinity) of the family \mathcal{C} containing a point of $\mathcal{Z}(PQ) \cup \mathcal{I}_R$.

If the latter leaf γ contains a point of the curve of inflections \mathcal{I}_R , then the latter point is a tangency point between γ and \mathcal{I}_R . Moreover it is the first leaf that is non-strictly convex (the curvature at the tangency point vanishes).

In particular, ∂M_{CH}^T is formed by finitely many local arcs. It is real-analytic and convex (but can fail to be strictly convex). It contains neither zeros nor poles of $R(z)\partial_z$.

Proof. It follows from $\lambda \in \mathbb{C}^*$ and $\operatorname{Re}(\lambda) = 0$ that $\operatorname{Im}(\lambda) \neq 0$. The curve of inflections \mathcal{I}_R is therefore compact. The neighborhood of infinity is foliated by a family \mathcal{C} of integral curves of vector field $R(z)\partial_z$. The orientation of these integral curves depends on the sign of $\operatorname{Im}(\lambda)$. By compactness of \mathcal{I}_R , another neighborhood \mathcal{C}' of infinity is foliated by strictly convex integral curves (the curvature of integral curves vanishes precisely on \mathcal{I}_R).

We first consider the case when some point α of $\mathcal{Z}(PQ)$ belongs to \mathcal{C}' . Denoting by γ the periodic leaf α belongs to, we deduce from Proposition 2.10 that γ belongs to M_{CH}^T and bounds a strictly convex domain \mathcal{D} . Provided the complement of \mathcal{D} does not contain any other point of $\mathcal{Z}(PQ)$, we obtain that \mathcal{D} coincides with M_{CH}^T . Since α is disjoint from \mathcal{I}_R , it follows from Corollary 3.12 that it cannot be a zero or a pole of $R(z)$ (α is a root of both P and Q of the same multiplicity).

In the remaining cases, we can assume that $\mathcal{Z}(PQ)$ is disjoint from \mathcal{C}' . The cylinder \mathcal{C} is bounded by a singular curve formed by separatrices (integral curves connecting singularities of $R(z)\partial_z$). We denote by Σ the union of these separatrices and by \mathcal{S} the smallest simply connected subset containing Σ . By Proposition 2.10, Σ and \mathcal{S} are contained in M_{CH}^T . For the same reason, a point z of cylinder \mathcal{C} is contained in M_{CH}^T if and only if the periodic integral curve containing z belongs entirely to M_{CH}^T . Therefore, the boundary of M_{CH}^T coincides with some periodic integral curve of the cylinder \mathcal{C} .

Since the associated rays cannot cross the interior of M_{CH}^T , its boundary ∂M_{CH}^T (which is a periodic integral curve) has to be convex. Therefore, it is contained in the domain of inflection of infinity (or in its boundary). Since the domain \mathcal{C}' does not belong to the interior of M_{CH}^T (its complement is clearly a T_{CH} -invariant set), these conditions characterize the boundary γ of \mathcal{C}' as the boundary of M_{CH}^T .

The curve γ cannot cross the curve of inflections because it is convex. If it did not intersect \mathcal{I}_R there would be a strictly smaller invariant set whose boundary is an integral curve between \mathcal{I}_R and γ . Thus γ has a tangency point with \mathcal{I}_R . At this point, the curvature of γ vanishes.

The boundary ∂M_{CH}^T is formed by local arcs joining points of $\mathcal{Z}(PQ)$ (with the same multiplicity of P and Q) and some points of the tangency locus. By Proposition 4.7, these arcs are strictly convex and real-analytic. \square

6.5.2. $\operatorname{Re}(\lambda) > 0$. As we mentioned above, we do not have a general description of M_{CH}^T , but only a number of interesting examples. Observe that in this case ∞ is a sink of $R(z)\partial_z$.

A qualitative description of the convex hull $\operatorname{Conv}(M_{CH}^T)$ is the best that we can obtain with our current knowledge.

Proposition 6.19. *Consider a linear differential operator T given by (1.1) with $\deg Q - \deg P = 1$. The boundary $\partial \operatorname{Conv}(M_{CH}^T)$ of the convex hull $\operatorname{Conv}(M_{CH}^T)$ of the minimal set is formed by:*

- finitely many straight segments;
- finitely many portions of integral curves of vector field $R(z)\partial_z$.

In particular, the latter are strictly convex and belong to local arcs of ∂M_{CH}^T . In particular, $\partial Conv(M_{CH}^T)$ is piecewise-analytic.

Proof. We denote by \mathcal{S} the set of points where the boundary $\partial Conv(M_{CH}^T)$ is strictly convex. They also belong to ∂M_{CH}^T (these points belong to the support of the hull). It follows from Theorem 1.9 that outside finitely many points, \mathcal{S} is formed by either local or global arcs of ∂M_{CH}^T . If such a point z belongs to a global arc, then the line containing the associated ray $r(z)$ is a support line of $Conv(M_{CH}^T)$ at z and every point of $\Delta(z)$. It follows that $[z, \Delta^{max}(z)]$ is a straight segment contained in $\partial Conv(M_{CH}^T)$. Consequently any arc of \mathcal{S} has to be a portion of local arc.

We know that $\partial Conv(M_{CH}^T)$ is formed by straight segments and portions of local arcs. It remains to prove that there are finitely many of them. We consider an arc α of $\partial Conv(M_{CH}^T)$ contained in a local arc γ of ∂M_{CH}^T . The endpoint of α (with the orientation defined by $R(z)\partial_z$) has at the same time to be the endpoint of γ (since otherwise the associated rays starting at points of α would intersect M_{CH}^T). Therefore, the endpoint of every such arc α in $\partial Conv(M_{CH}^T)$ belongs to $\mathcal{Z}(PQ) \cup \mathcal{J}_R$ (see Proposition 4.12). Since there are finitely many such points in \mathcal{S} , there are finitely many such arcs in $\partial Conv(M_{CH}^T)$.

If the boundary of the convex hull is not formed by finitely many straight segments and portions of integral curves, then there are infinitely many corner points of angle smaller than π between the pairs of consecutive straight segments of the boundary. It follows from Corollary 6.2 that these points belong to $\mathcal{Z}(PQ)$. Therefore, we have finitely many corner points and finitely many straight segments. \square

In the examples below (including a very interesting family of operators in which $Q(z)$ has simple roots and $P(z) = Q'(z)$), $Conv(M_{CH}^T)$ is a polygon.

Proposition 6.20. *Consider a linear differential operator T given by (1.1), such that every root α of $Q(z)$ is simple and satisfies $P(\alpha) \neq 0$ and $\phi_\alpha = 0$.*

Then, $Conv(M_{CH}^T)$ coincides with the convex hull of $\mathcal{Z}(Q)$.

Proof. The argument is similar to the one used in the proof of the classical Gauss–Lucas theorem (see [Mor]). If the differential form $\frac{P(z)dz}{Q(z)}$ has all positive residues, then the roots of $P(z)$ are contained in the convex hull of $\mathcal{Z}(Q)$.

The proof is based on consideration of the electrostatic force F created by the system of point charges placed at the poles of $\frac{P(z)dz}{Q(z)}$ where the value of each charge equals the residue at the corresponding pole. This electrostatic force F equals the conjugate of $\frac{P(z)dz}{Q(z)}$ and one can show that if we take any line L not intersecting the convex hull of $\mathcal{Z}(Q)$ then at any point $p \in L$, F points inside the half-plane of $\mathbb{C} \setminus L$ not containing $\mathcal{Z}(Q)$. Now recall that the associated ray has the same direction as the conjugate of P/Q . Thus, the associated ray $r(p)$ does not intersect the convex hull of $\mathcal{Z}(Q)$. \square

6.5.3. *The first family of examples.* Consider a family of operators of the form $T_\lambda = Q(z)\frac{d}{dz} + P(z)$ where $Q(z) = \lambda(z-1)^k z$ and $P(z) = (z-1)^k$ for some principal coefficient $\lambda \in \mathbb{C}^*$ and some degree $k \in \mathbb{N}^*$.

Integral curves of the vector field $R(z)\partial_z$ are logarithmic spirals parametrized by $\gamma(t) = \gamma(0)e^{\lambda t}$. In particular, they are concentric circles for $Re(\lambda) = 0$.

Depending on the value of λ , the shape of the minimal set M_{CH}^T can change drastically. Namely,

- if $Re(\lambda) < 0$, then $M_{CH}^T = \mathbb{C}$ (see Theorem 1.11 of [AHN+24]);
- if $Re(\lambda) = 0$, then M_{CH}^T is the closed unit disk (see Theorem 6.18);
- if $Re(\lambda) > 0$ and $Im(\lambda) = 0$, then M_{CH}^T is segment $[0, 1]$.

When $\operatorname{Re}(\lambda) > 0$ and $\operatorname{Im}(\lambda) \neq 0$, M_{CH}^T has a more complicated shape we describe below in terms of local and global arcs. Up to conjugation, we will assume that $\operatorname{Im}(\lambda) > 0$.

Proposition 6.21. *If λ satisfies $\operatorname{Re}(\lambda), \operatorname{Im}(\lambda) > 0$, then the minimal set M_{CH}^T of operator T_λ is bounded by the following arcs:*

- local arc γ where $\gamma(t) = e^{-\lambda t}$ and $t \in]0, t_0[$;
- global arc α where $\alpha(t) = \frac{1}{1+\lambda t}$ and $t \in]0, t_1[$.

These two arcs intersect at 1 and the point $\gamma(t_0) = \alpha(t_1)$ of extruding type characterized as the first intersection point between α and γ defined on $\mathbb{R}_{>0}$.

Proof. The backward trajectory of the vector field $R(z)\partial_z$ starting at 1 is parametrized by $\gamma(t) = e^{-\lambda t}$ and $t \in [0, \infty)$. Proposition 2.10 shows that this arc is entirely contained in M_{CH}^T .

Points z for which the associated ray contains 1 are characterized by the condition $\frac{1-z}{\lambda z} \in \mathbb{R}_{>0}$. They form an arc parametrized by $\alpha(t) = \frac{1}{1+\lambda t}$ for $t \in [0, +\infty[$. This arc is also contained in M_{CH}^T .

Since $R(z) = \lambda z$, it is geometrically clear that these two arcs bound M_{CH}^T . The boundary ∂M_{CH}^T is formed by a portion of each of them with two singular points at 1 (when $t = 0$) and the first intersection point in the parametrization. There are different ways to see that such an intersection occurs. One of them is to note that $\lim_{t \rightarrow \infty} \alpha(t) = 0$ and $\lim_{t \rightarrow \infty} \arg(\alpha'(t)) = \lim_{t \rightarrow \infty} \arg\left(\frac{-\lambda}{(1+\lambda t)^2}\right)$ exists. Since the vector field $R(z)$ has residue with positive real and imaginary parts, it follows that $\alpha(t)$ and $\gamma(t)$ intersect infinitely many times. The endpoint distinct from 1 common to α and γ is the first intersection point between the two parametrized arcs defined on $\mathbb{R}_{>0}$. \square

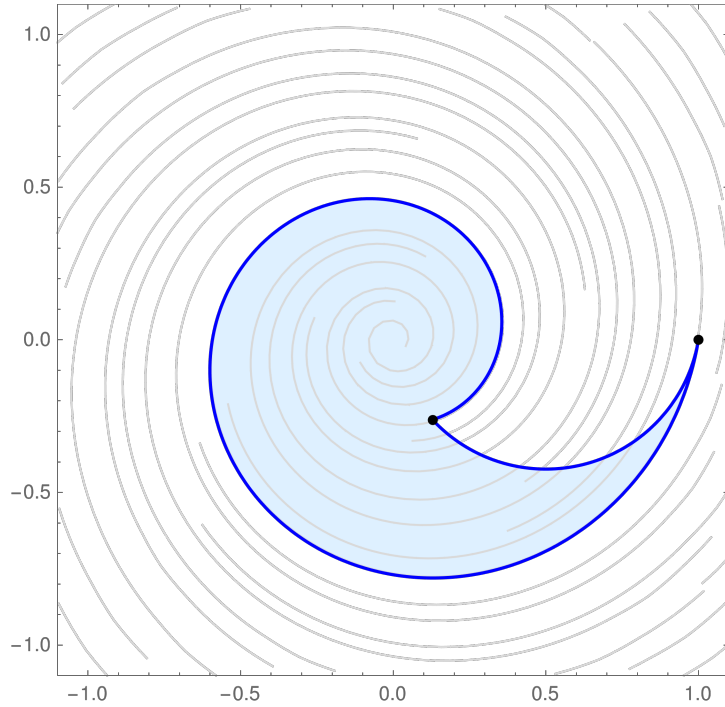


FIGURE 12. Illustration of the boundary of the minimal set when $\lambda = 1 + 6i$ in Prop. 6.21.

6.5.4. *A second family of examples.* Consider the family $T = z(z^k - 1)\frac{d}{dz} + (z^k + 1)$, where k is a positive integer. We are going to prove that for any k , the minimal set M_{CH}^T is the unit disk.

Lemma 6.22. *Set $f(z) = z + t\frac{z(z^k - 1)}{z^k + 1}$, with $t > 0$. Then $|f(z)| > 1$ whenever $|z| > 1$.*

Proof. We substitute $z = r^{\frac{1}{k}}e^{i\theta}$ with $r > 1$. After some algebraic manipulations, we find that

$$\frac{|f(z)|^2}{|z|^2} = \frac{|f(r^{\frac{1}{k}}e^{i\theta})|^2}{r^{2/k}} = 1 + t\frac{2r^2 - 2 + r^2t - 2\cos(\theta k)rt + t}{r^2 + 2\cos(\theta k)r + 1}. \quad (6.3)$$

Setting $c := \cos k\theta$ and rewriting further, we get

$$\frac{|f(r^{\frac{1}{k}}e^{i\theta})|^2}{r^{2/k}} = 1 + t\frac{2(r^2 - 1) + t((r - c)^2 + (1 - c^2))}{(r + c)^2 + (1 - c^2)}. \quad (6.4)$$

Since $-1 \leq c \leq 1$, it follows that

$$\frac{|f(r^{\frac{1}{k}}e^{i\theta})|^2}{r^{2/k}} > 1 + t\frac{r^2 - 1}{(r + 1)^2} > 1.$$

Consequently, $|f(z)| > |z|$ whenever $|z| > 1$ and the statement follows. \square

Lemma 6.23. *The separatrices of the vector field $R(z)\partial_z = \frac{z(z^k - 1)}{z^k + 1}\partial_z$ are the arcs of the unit circle, connecting roots of $P(z)$ with roots of $Q(z)$.*

Proof. Assuming that z is not a root of Q , we have that

$$\int \frac{z^k + 1}{z(z^k - 1)} dz = k^{-1} \log\left(\frac{(1 - z^k)^2}{z^k}\right).$$

Now for $z = e^{i\theta}$, we find that

$$\operatorname{Im} \log((1 - z^k)^2/z^k) = \arg((1 - z^k)^2/z^k) = \arg(-2 + e^{ik\theta} + e^{-ik\theta}) = \pi.$$

As the integral trajectories are level curves of $\operatorname{Im} \int \frac{dz}{R(z)}$ away from zeros or poles of $R(z)$, it follows that the unit circle consists of the integral trajectories of $R(z)\partial_z$. Since the roots of P lie on the unit circle and the zeros of Q on the unit circle have positive residues, it follows that these integral trajectories must be separatrices that are contained in M_{CH}^T . \square

Corollary 6.24. *For $T = z(z^k - 1)\partial_z + (z^k + 1)$, the minimal set M_{CH}^T coincides with the unit disk.*

Proof. By Lemma 6.22, we have that all the associated rays for points lying outside the unit disk never intersect the unit disk. Therefore, M_{CH}^T is contained in the unit disk. Since the unit circle consists of separatrices of $-R(z)\partial_z$ (see Lemma 6.23), it follows that M_{CH}^T contains the unit circle. The associated ray of any point (distinct from 0) of the open unit disk intersects the unit circle so M_{CH}^T coincides with the unit disk. \square

REFERENCES

- [ABS] P. Alexandersson, P. Bränden, B. Shapiro, An inverse problem in Pólya-Schur theory. I. Non-degenerate and degenerate operators, submitted.
- [AHN+24] P. Alexandersson, N. Hemmingsson, D. Novikov, B. Shapiro, G. Tahar, Linear first order differential operators and complex dynamics, *Journal of Differential Equations*, Vol 391, pp 265-320, 2024.
- [Bea] A. F. Beardon. Iteration of rational functions, volume 132 of Graduate Texts in Mathematics. Springer-Verlag, New York, 1991. Complex analytic dynamical systems.

- [BB] J. Borcea, P. Brändén, Pólya-Schur master theorems for circular domains and their boundaries. *Ann. of Math. (2)* 170 (2009), no. 1, 465–492.
- [BCh] P. Brändén, M. Chasse, Classification theorems for operators preserving zeros in a strip. *J. Anal. Math.* 132 (2017), 177–215.
- [CsCr] G. Csordas, T. Craven, Composition theorems, multiplier sequences and complex zero decreasing sequences. in *Value distribution theory and related topics*, 131–166, *Adv. Complex Anal. Appl.*, 3, Kluwer Acad. Publ., Boston, MA, 2004.
- [Dia] K. Dias, A. Garijo. On the separatrix graph of a rational vector field on the Riemann sphere. *Journal of Differential Equations*, Vol 282: 541-565, 2021.
- [Hut] J. E. Hutchinson. Fractals and self-similarity. *Indiana Univ. Math. J.*, 30(5):713–747, 1981.
- [Mor] M. Marden. *Geometry of polynomials* 2nd edition, *Mathematical Surveys*, No. 3, American Mathematical Society, Providence, R.I. 1966.
- [Will] S. Willard. *General Topology*, Addison-Wesley Publishing Company, Reading, Massachusetts. 1970.

(Per Alexandersson) DEPARTMENT OF MATHEMATICS, STOCKHOLM UNIVERSITY, SE-106 91 STOCKHOLM, SWEDEN
Email address: `per.w.alexandersson@gmail.com`

(Nils Hemmingsson) DEPARTMENT OF MATHEMATICS, STOCKHOLM UNIVERSITY, SE-106 91 STOCKHOLM, SWEDEN
Email address: `nils.hemmingsson@math.su.se`

(Dmitry Novikov) FACULTY OF MATHEMATICS AND COMPUTER SCIENCE, WEIZMANN INSTITUTE OF SCIENCE, REHOVOT, 7610001 ISRAEL
Email address: `dmitry.novikov@weizmann.ac.il`

(Boris Shapiro) DEPARTMENT OF MATHEMATICS, STOCKHOLM UNIVERSITY, SE-106 91 STOCKHOLM, SWEDEN
Email address: `shapiro@math.su.se`

(Guillaume Tahar) BEIJING INSTITUTE OF MATHEMATICAL SCIENCES AND APPLICATIONS, HUAIROU DISTRICT, BEIJING, CHINA
Email address: `guillaume.tahar@bimsa.cn`