

Input-to-State Stabilization of 1-D Parabolic PDEs under Output Feedback Control

Yongchun Bi¹, Jun Zheng^{1,2}, Guchuan Zhu²

¹*School of Mathematics, Southwest Jiaotong University, Chengdu 611756, Sichuan, China*

²*Department of Electrical Engineering, Polytechnique Montréal, P.O. Box 6079, Station Centre-Ville, Montreal, QC, Canada H3T 1J4*

Abstract

This paper addresses the problem of input-to-state stabilization for a class of parabolic equations with time-varying coefficients, as well as Dirichlet and Robin boundary disturbances. By using time-invariant kernel functions, which can reduce the complexity in control design and implementation, an observer-based output feedback controller is designed via backstepping. By using the generalized Lyapunov method, which can be used to handle Dirichlet boundary terms, the input-to-state stability of the closed-loop system under output feedback control, as well as the state estimation error system, is established in the spatial L^∞ -norm. Numerical simulations are conducted to confirm the theoretical results and to illustrate the effectiveness of the proposed control scheme.

Key words: Backstepping, parabolic equation, Dirichlet boundary disturbance, observer, output feedback, generalized Lyapunov method, input-to-state stability.

1 Introduction

In the past few decades, backstepping is proven to be a powerful tool for designing state feedback controllers, as well as output feedback controllers, in the problem of stabilization for partial differential equations (PDEs); see, e.g. [1,2]. The main idea of backstepping is to apply the Volterra transformation to transfer the original system with destabilizing terms into a target system, in which the destabilizing terms are eliminated, and hence a boundary stabilizing control can be obtained from the Volterra transformation. The standard backstepping control design suggested in the existing literature is first to select a target system, and then to determine the corresponding kernel function in the Volterra transformation. This procedure can make the application of backstepping in a systematic manner, bringing convenience in solving the stabilization problem for PDEs. Especially, the target system is often chosen to be PDEs with constant coefficients so that the stability can be easily assessed by, e.g., using the Lyapunov method.

However, as indicated in [3], selecting a target system and a kernel function in sequence brings difficulties to the control design and implementation for PDEs that have time-varying coefficients. Indeed, when the original system has time-varying coefficients, if the target system is chosen to be with constant coefficients, the kernel function will in general depend on the time variable (see, e.g., [4,5,6,7]), which leads to computation burdens and complexities in controller implementation due to the fact that the kernel equation must be solved on the fly of control execution.

In the context of the stabilization problem for PDEs with external disturbances, the method of backstepping has been used to design boundary state feedback controllers that can ensure the input-to-state stability (ISS) of the closed-loop system; see, e.g., [8,9,10,11,12,13]. It is noted that most of the PDEs considered in the literature involve only distributed in-domain disturbances or Robin/Neumann boundary disturbances, while problems with Dirichlet boundary disturbances are much less addressed. The main influencing factor for this situation lies in difficulties encountered in stability analysis. Indeed, when using backstepping to design boundary controllers for PDEs, the disturbances involved in the target system keep the same type as

Email addresses: yongchun.bi@my.swjtu.edu.cn (Yongchun Bi¹), zhengjun2014@aliyun.com (Jun Zheng^{1,2}), guchuan.zhu@polymtl.ca (Guchuan Zhu²).

those in the original system. As is well known, in-domain disturbances or Robin/Neumann boundary disturbances do not pose difficulties for establishing the ISS of PDEs by using the Lyapunov method (see, e.g., [14,15]), while, as indicated in [14,16], the appearance of Dirichlet boundary disturbances represents an intrinsic obstacle in the application of the Lyapunov method for ISS analysis.

Another notable feature of the application of backstepping is that, when not all the state variables are available or measured for state feedback control, it is possible to implement output feedback control by using backstepping state observers [1,2]. In the absence of disturbances, observer-based backstepping output feedback controllers were designed to stabilize single PDEs [1,17,18], and coupled PDEs or PDE-ODEs [19,20,21,22], just to cite a few. However, under the framework of ISS theory, observer-based output feedback control design for PDEs in the presence of disturbances has not yet been reported. As the presence of external disturbances is invertible in many practical application scenarios, it is obviously imperative to address the stabilization problem for PDEs with disturbances under the framework of ISS theory, which provides a powerful tool for describing the influence of disturbances on the stability of control systems [23,14,24,25].

In this paper, we consider the observer-based output feedback control for a class of 1-D parabolic PDEs with time-varying coefficients and distributed in-domain and Dirichlet-Robin boundary disturbances under the framework of ISS theory. Unlike the approach usually adopted in the existing literature: (i) For the backstepping control design, we apply time-invariant kernel functions to design a state feedback controller and a state observer for output feedback control. Thus, the complexity in control design and implementation can be significantly reduced. A key point of this design procedure is that we first select a time-invariant kernel function and then determine the target system with time-varying coefficients and Dirichlet boundary disturbances, which is first applied in [3] for backstepping state feedback control. (ii) For stability analysis, to deal with Dirichlet boundary terms in the target system, we apply the so-called generalized Lyapunov functionals, which was proposed in [16], to assess the ISS of the involved closed-loop systems. Overall, the main contributions of this paper are threefold:

- (i) An observer-based output feedback controller is designed for a class of parabolic PDEs with disturbances under the framework of ISS theory.
- (ii) The state and output feedback controllers are designed by using time-invariant kernels functions, which can reduce the complexity in control design and implementation.
- (iii) For the involved parabolic PDEs in the presence of various disturbances, especially, the Dirichlet boundary disturbances, the ISS is established in the spatial L^∞ -norm by using the generalized Lyapunov method.

In the rest of the paper, we introduce first some basic notations used in this paper. In Section 2, we present the problem formulation. In Section 3, we show how to design a state feedback controller by using time-invariant kernels and prove the first main result on the ISS of the closed-loop system by using the generalized Lyapunov method. In Section 4, we design an observer and present the second main result on the ISS of the state estimation error system. The output feedback control and the third main result on the ISS of the closed-loop system under output feedback control, as well as its proof, are presented in Section 5. Numerical simulations are conducted in Section 6 to illustrate the effectiveness of the proposed control scheme. Some conclusions are given in Section 7.

Notation: Let $\mathbb{N}_0 := \{0, 1, 2, \dots\}$, $\mathbb{N} := \mathbb{N}_0 \setminus \{0\}$, $\mathbb{R} := (-\infty, +\infty)$, $\mathbb{R}_{\geq 0} := [0, +\infty)$, $\mathbb{R}_{> 0} := (0, +\infty)$, and $\mathbb{R}_{\leq 0} := (-\infty, 0]$.

For a domain Ω (either open or closed) in \mathbb{R}^1 or \mathbb{R}^2 , let $C(\Omega) := \{v : \Omega \rightarrow \mathbb{R} \mid v \text{ is continuous on } \Omega\}$. For $i \in \mathbb{N}$, $C^i(\Omega) := \{v : \Omega \rightarrow \mathbb{R} \mid v \text{ has continuous derivatives up to order } i \text{ on } \Omega\}$. Let $C^{2,1}(\Omega) := \{v : \Omega \rightarrow \mathbb{R} \mid v, v_x, v_{xx}, v_t \in C(\Omega)\}$.

For $T \in \mathbb{R}_{> 0}$, let $Q_T := (0, 1) \times (0, T)$ and $\overline{Q}_T := [0, 1] \times [0, T]$. Let $Q_\infty := (0, 1) \times \mathbb{R}_{> 0}$ and $\overline{Q}_\infty := [0, 1] \times \mathbb{R}_{\geq 0}$. For $v : Z \rightarrow \mathbb{R}$ with $Z \subset \overline{Q}_\infty$, the notation $v[t]$ (or $v[z]$) denotes the profile at certain $t \in \mathbb{R}_{\geq 0}$ (or $z \in [0, 1]$), i.e., $v[t](z) = v(z, t)$ (or $v[z](t) = v(z, t)$).

The norms of a function v in the Lebesgue spaces $L^p(0, 1)$ with $p \in [1, +\infty)$ and $L^\infty(0, 1)$ are defined by $\|v\|_{L^p(0,1)} := \left(\int_0^1 |v(x)|^p dx\right)^{\frac{1}{p}}$ and $\|v\|_{L^\infty(0,1)} := \text{ess sup}_{x \in (0,1)} |v(x)|$, respectively. For $T \in \mathbb{R}_{> 0}$, the norm of a function v in the Lebesgue space $L^\infty((0, T); L^\infty(0, 1))$ is defined by $\|v\|_{L^\infty((0,T);L^\infty(0,1))} := \text{ess sup}_{t \in (0,T)} \|v[t]\|_{L^\infty(0,1)}$.

Let $\mathcal{K} := \{\gamma : \mathbb{R}_{\geq 0} \rightarrow \mathbb{R}_{\geq 0} \mid \gamma(0)=0\}$, γ is continuous, strictly increasing, $\mathcal{L} := \{\gamma : \mathbb{R}_{\geq 0} \rightarrow \mathbb{R}_{\geq 0} \mid \gamma$ is continuous, strictly decreasing, $\lim_{s \rightarrow \infty} \gamma(s)=0\}$, $\mathcal{KL} := \{\beta : \mathbb{R}_{\geq 0} \times \mathbb{R}_{\geq 0} \rightarrow \mathbb{R}_{\geq 0} \mid \beta$ is continuous, $\beta[t] \in \mathcal{K}$, $\forall t \in \mathbb{R}_{\geq 0}$; $\beta[s] \in \mathcal{L}$, $\forall s \in \mathbb{R}_{> 0}\}$.

2 Problem Statement

In this paper, we address the problem of stabilization of one-dimensional linear parabolic equation:

$$u_t(x, t) = u_{xx}(x, t) + \lambda(t)u(x, t) + f(x, t), (x, t) \in Q_\infty, \quad (1a)$$

$$u_x(0, t) = qu(0, t) + d_0(t), t \in \mathbb{R}_{>0}, \quad (1b)$$

$$u(1, t) = U(t) + d_1(t), t \in \mathbb{R}_{>0}, \quad (1c)$$

$$u(x, 0) = u_0(x), x \in (0, 1), \quad (1d)$$

where $\lambda(t)$ is the reaction coefficient, which is time-varying, $f(x, t)$ denotes in-domain disturbance, $d_0(t)$ and $d_1(t)$ denote Robin and Dirichlet boundary disturbance, respectively, q is a constant, $u_0(x)$ is the initial datum, and $U(t)$ is a boundary input that needs to be designed.

The main objective of this work is to design an observer-based output feedback control law $U(t)$ via time-invariant kernel functions such that both the state estimation error system and the closed-loop system are ISS with respect to (w.r.t.) external disturbances.

Throughout this paper, we always make the following assumptions:

$$q \in \mathbb{R}_{>0}, \lambda \in C(\mathbb{R}_{\geq 0}), \sup_{t \in \mathbb{R}_{\geq 0}} \lambda(t) < +\infty, \quad (2a)$$

$$f \in C(\overline{Q_\infty}), d_0, d_1 \in C(\mathbb{R}_{\geq 0}), \quad (2b)$$

$$u_0 \in C^{2,1}(0, 1) \cap C([0, 1]). \quad (2c)$$

Moreover, the initial datum u_0 and boundary disturbances d_0, d_1 satisfy certain compatibility conditions, which will be specified later in each section.

3 State Feedback Control and ISS of the Closed-loop System

Before designing an observer for output feedback control, we show first that there exists a state feedback control that can ensure the ISS in the L^∞ -norm of system (1).

3.1 State Feedback Control Design

3.1.1 Selection of Kernel Functions

To adopt time-invariant kernel functions in backstepping control design, following [3], we first select a kernel function, and then select a target system with time-varying coefficient. More specifically, by the assumption (2a), we take any positive constant c_0 such that

$$c_0 > \sup_{t \in \mathbb{R}_{\geq 0}} \lambda(t). \quad (3)$$

Denote

$$c(t) := c_0 - \lambda(t) \text{ and } \underline{c} := \inf_{t \in \mathbb{R}_{\geq 0}} c(t) > 0. \quad (4)$$

Let $D := \{(x, z) \in \mathbb{R}^2 \mid 0 \leq z \leq x \leq 1\}$. We consider the solution k to the following equation defined over D :

$$k_{xx}(x, z) - k_{zz}(x, z) = c_0 k(x, z), \quad (5a)$$

$$\frac{d}{dx}(k(x, x)) = -\frac{1}{2}c_0, \quad (5b)$$

$$k_z(x, 0) = qk(x, 0), \quad (5c)$$

$$k(0, 0) = 0, \quad (5d)$$

where $\frac{d}{dx}(k(x, x)) := k_x(x, z)|_{z=x} + k_z(x, z)|_{z=x}$. Indeed, the existence and regularity of the solution k to equation (5) are guaranteed by the following Lemma, whose proof can be found in [26].

Lemma 3.1 *Equation (5) has a unique solution $k \in C^2(D)$, which can be expressed as*

$$k(x, z) = -c_0 x \frac{\mathcal{I}_1\left(\sqrt{c_0(x^2 - z^2)}\right)}{\sqrt{c_0(x^2 - z^2)}} + \frac{qc_0}{\sqrt{c_0 + q^2}} \int_0^{x-z} e^{-\frac{q\tau}{2}} \mathcal{I}_0\left(\sqrt{c_0(x+z)(x-z-\tau)}\right) \sinh\left(\frac{\sqrt{c_0 + q^2}}{2} \tau\right) d\tau, \quad (6)$$

where \mathcal{I}_0 and \mathcal{I}_1 are the modified Bessel functions of order zero and order one, respectively (see, e.g., [2, pp. 174-175]).

3.1.2 Selection of Target System

Applying the Volterra transformation

$$w(x, t) := u(x, t) - \int_0^x k(x, z)u(z, t)dz, \quad (7)$$

we obtain the following target system involving a time-varying reaction coefficient and also Dirichlet and Robin boundary disturbances:

$$w_t(x, t) = w_{xx}(x, t) - c(t)w(x, t) + \psi(x, t), \quad (x, t) \in Q_\infty, \quad (8a)$$

$$w_x(0, t) = qw(0, t) + d_0(t), \quad t \in \mathbb{R}_{>0}, \quad (8b)$$

$$w(1, t) = d_1(t), \quad t \in \mathbb{R}_{>0}, \quad (8c)$$

$$w(x, 0) = w_0(x), \quad x \in (0, 1), \quad (8d)$$

where

$$\begin{aligned} \psi(x, t) &:= f(x, t) - \int_0^x k(x, z)f(z, t)dz + k(x, 0)d_0(t), \\ w_0(x) &:= u_0(x) - \int_0^x k(x, z)u_0(z)dz. \end{aligned} \quad (9)$$

Note that the transformation (7) is invertible, and the equivalence between system (1) and system (8) is guaranteed by the following lemma, whose proof can be proceeded in a standard way as in, e.g., [27] and hence, is omitted.

Lemma 3.2 *Let l be the unique solution of*

$$l_{xx}(x, z) - l_{zz}(x, z) = -c_0 l(x, z), \quad (10a)$$

$$\frac{d}{dx}(l(x, x)) = -\frac{1}{2}c_0, \quad (10b)$$

$$l_z(x, 0) = ql(x, 0), \quad (10c)$$

$$l(0, 0) = 0. \quad (10d)$$

Then, the inverse transformation of (7) is given by

$$u(x, t) := w(x, t) + \int_0^x l(x, z)w(z, t)dz. \quad (11)$$

Therefore, system (1) is equivalent to system (8).

3.1.3 State Feedback Controller

By using the function k satisfying (5) and in view of the transformation (7), we define the state feedback control law as

$$U(t) := \int_0^1 k(1, z)u(z, t)dz. \quad (12)$$

3.2 ISS Assessment of the Closed-loop System

In this section, we assess the ISS of the closed-loop system under the state feedback control law (12).

3.2.1 ISS of the Target System

To ensure the existence of a classical solution to the original system (1) and the target system (8), we assume further that the initial datum u_0 and the boundary disturbances d_0, d_1 satisfy the compatibility conditions:

$$u_{0x}(0) = qu_0(0) + d_0(0), u_0(1) = \int_0^1 k(1, z)u_0(z)dz + d_1(0).$$

The classical PDE theory (see, e.g., [28, Chapter IV]) ensures that system (8) admits a unique solution $w \in C^{2,1}(Q_T) \cap C(\overline{Q}_T)$ and hence, system (1) admits a unique solution $u \in C^{2,1}(Q_T) \cap C(\overline{Q}_T)$ for any $T \in \mathbb{R}_{>0}$. In addition, for the target system (8), we can prove the following result, which indicates the ISS w.r.t. external disturbances.

Proposition 3.1 *The target system (8) is ISS in the L^∞ -norm w.r.t. f, d_0, d_1 , having the following estimate for all $T \in \mathbb{R}_{>0}$:*

$$\|w[T]\|_{L^\infty(0,1)} \leq c_1 \left(e^{-\sigma T} \|w_0\|_{L^\infty(0,1)} + \|d_0\|_{L^\infty(0,T)} + \|d_1\|_{L^\infty(0,T)} + \|f\|_{L^\infty((0,T);L^\infty(0,1))} \right),$$

where σ is an arbitrary constant satisfying $\sigma \in (0, \underline{c})$, and c_1 is a positive constant depending only on q, \underline{c}, σ , and $\max_{(x,z) \in D} |k(x, z)|$.

The proof of Proposition 3.1 is given in Section 3.2.3.

3.2.2 ISS of the Closed-loop System

By virtue of Lemma 3.2 and Proposition 3.1, we state the first main result, which indicates the ISS of the closed-loop system (1) under state feedback control.

Theorem 3.2 *Under the state feedback control law (12), the closed-loop system (1) is ISS in the L^∞ -norm w.r.t. f, d_0, d_1 , having the following estimate for all $T \in \mathbb{R}_{>0}$:*

$$\|u[T]\|_{L^\infty(0,1)} \leq c_2 \left(e^{-\sigma T} \|u_0\|_{L^\infty(0,1)} + \|d_0\|_{L^\infty(0,T)} + \|d_1\|_{L^\infty(0,T)} + \|f\|_{L^\infty((0,T);L^\infty(0,1))} \right),$$

where σ is an arbitrary constant satisfying $\sigma \in (0, \underline{c})$, and c_2 is a positive constant depending only on $q, \underline{c}, \sigma, \max_{(x,z) \in D} |k(x, z)|$, and $\max_{(x,z) \in D} |l(x, z)|$.

The proof of Theorem 3.2 is standard and hence, is omitted.

3.2.3 Proof of Proposition 3.1

In this section, we apply the generalized Lyapunov method, which is proposed in [16], to prove the ISS of the target system (8).

Proof of Proposition 3.1: We proceed with the proof in four steps.

Step 1: define truncation functions. For an arbitrary constant $r > 1$, define

$$g(\theta) := \begin{cases} \theta^r, & \theta \geq 0 \\ 0, & \theta < 0 \end{cases} \text{ and } G(\theta) := \int_0^\theta g(\tau) d\tau, \quad (13)$$

which satisfy

$$g(\theta) \geq 0, g'(\theta) \geq 0, G(\theta) \geq 0, \forall \theta \in \mathbb{R}, \quad (14a)$$

$$g(\theta) = G(\theta) = 0, \forall \theta \in \mathbb{R}_{\leq 0}. \quad (14b)$$

Step 2: prove the upper bound of w . For any $\sigma \in (0, \underline{c})$, let

$$v(x, t) := e^{\sigma t} w(x, t), v_0(x) := w_0(x), \check{d}_0(t) := e^{\sigma t} d_0(t), \check{d}_1(t) := e^{\sigma t} d_1(t), \check{\psi}(x, t) := e^{\sigma t} \psi(x, t).$$

For any $T \in \mathbb{R}_{>0}$, let $\check{D} := \max \left\{ \|v_0\|_{L^\infty(0,1)}, \frac{1}{q} \|\check{d}_0\|_{L^\infty(0,T)}, \|\check{d}_1\|_{L^\infty(0,T)}, \frac{1}{\underline{c}-\sigma} \|\check{\psi}\|_{L^\infty((0,T);L^\infty(0,1))} \right\}$. Note that

$$v(1, t) \leq \check{D}, \forall t \in (0, T). \quad (15)$$

By integrating by parts and using the properties of g and G , we get

$$\begin{aligned} \frac{d}{dt} \int_0^1 G(v - \check{D}) dx &= g(v(1, t) - \check{D}) v_x(1, t) - g(v(0, t) - \check{D}) (qv(0, t) + \check{d}_0(t)) - \int_0^1 g'(v - \check{D}) v_x^2 dx \\ &\quad + \int_0^1 g(v - \check{D}) ((\sigma - c(t))v + \check{\psi}) dx \\ &\leq 0, \forall t \in (0, T). \end{aligned} \quad (16)$$

Therefore, it holds that

$$\int_0^1 G(v(x, T) - \check{D}) dx \leq \int_0^1 G(v(x, 0) - \check{D}) dx,$$

which, along with the continuity of v , implies that

$$v(x, T) \leq \check{D}, \forall x \in (0, 1).$$

Then, we have

$$w(x, T) = e^{-\sigma T} v(x, T) \leq e^{-\sigma T} \|w_0\|_{L^\infty(0,1)} + \frac{1}{q} \|d_0\|_{L^\infty(0,T)} + \|d_1\|_{L^\infty(0,T)} + \frac{1}{\underline{c}-\sigma} \|\psi\|_{L^\infty((0,T);L^\infty(0,1))}. \quad (17)$$

Step 3: prove the lower bound of w . For the same $\sigma \in (0, \underline{c})$ as in Step 2, let

$$\bar{v}(x, t) := -e^{\sigma t} w(x, t), \bar{v}_0(x) := -w_0(x), \bar{d}_0(t) := -e^{\sigma t} d_0(t), \bar{d}_1(t) := -e^{\sigma t} d_1(t), \bar{\psi}(x, t) := -e^{\sigma t} \psi(x, t).$$

Let g, G be defined by (13), and $\bar{D} := \max \left\{ \|\bar{v}_0\|_{L^\infty(0,1)}, \frac{1}{q} \|\bar{d}_0\|_{L^\infty(0,T)}, \|\bar{d}_1\|_{L^\infty(0,T)}, \frac{1}{\underline{c}-\sigma} \|\bar{\psi}\|_{L^\infty((0,T);L^\infty(0,1))} \right\}$.

Analogous to Step 2, for any $t \in (0, T)$, by deriving $\frac{d}{dt} \int_0^1 G(\bar{v} - \bar{D}) dx \leq 0$, we get:

$$\int_0^1 G(\bar{v}(x, T) - \bar{D}) dx \leq \int_0^1 G(\bar{v}(x, 0) - \bar{D}) dx.$$

Therefore, it holds that

$$\bar{v}(x, T) \leq \bar{D}, \forall x \in (0, 1),$$

which implies that

$$-w(x, T) \leq e^{-\sigma T} \|w_0\|_{L^\infty(0,1)} + \frac{1}{q} \|d_0\|_{L^\infty(0,T)} + \|d_1\|_{L^\infty(0,T)} + \frac{1}{\underline{c} - \sigma} \|\psi\|_{L^\infty((0,T);L^\infty(0,1))}. \quad (18)$$

Step 4: conclusion. By the definition of ψ (see (9)), we have

$$\|\psi\|_{L^\infty((0,T);L^\infty(0,1))} \leq \bar{k} \|d_0\|_{L^\infty(0,T)} + (\bar{k} + 1) \|f\|_{L^\infty((0,T);L^\infty(0,1))}, \quad (19)$$

where $\bar{k} := \max_{(x,z) \in D} |k(x, z)|$.

By (17), (18), and (19), we deduce that the target system (8) is ISS in the L^∞ -norm w.r.t. f , d_0 , and d_1 . Ξ

4 Observer Design and ISS of the State Estimation Error System

In this section, we design an observer, which ensures the ISS in the L^∞ -norm of the state estimation error system.

4.1 Observer Design

We design an observer in the anti-collocated setup where the sensor and the actuator are placed at the opposite ends. More specifically, for system (1) with Dirichlet actuation, we assume that the only available measurement of the system is located at $x = 0$, the opposite end to the actuation located at $x = 1$. Thus, $u(0, t)$ is the system output. Note that in practice the output may also be affected by external disturbances. Thus, denoting the measurement disturbance by $d_m(t)$ and considering the output

$$y(t) := u(0, t) + d_m(t), \quad (20)$$

we propose an observer under the following form:

$$\hat{u}_t(x, t) = \hat{u}_{xx}(x, t) + \lambda(t)\hat{u}(x, t) + p(x)(y(t) - \hat{u}(0, t)), (x, t) \in Q_\infty, \quad (21a)$$

$$\hat{u}_x(0, t) = q\hat{u}(0, t) - p_0(y(t) - \hat{u}(0, t)), t \in \mathbb{R}_{>0}, \quad (21b)$$

$$\hat{u}(1, t) = U(t), t \in \mathbb{R}_{>0}, \quad (21c)$$

$$\hat{u}(x, 0) = \hat{u}_0(x), x \in (0, 1), \quad (21d)$$

where $\hat{u}_0(x)$ is the initial datum, and the function $p(x)$ and the constant p_0 are observer gains to be determined.

To determine the observer gains $p(x)$ and p_0 , we first consider the following equation defined over D :

$$m_{xx}(x, z) - m_{zz}(x, z) = c_0 m(x, z), \quad (22a)$$

$$\frac{d}{dx} (m(x, x)) = -\frac{1}{2} c_0, \quad (22b)$$

$$m(1, z) = 0, \quad (22c)$$

where $\frac{d}{dx} (m(x, x)) := m_x(x, x)|_{z=x} + m_z(x, z)|_{z=x}$. The existence and regularity of a solution m to (22) are guaranteed by the following Lemma.

Lemma 4.1 Equation (22) admits a unique solution $m \in C^2(D)$, which can be expressed as

$$m(x, z) = c_0(1-x) \frac{\mathcal{J}_1\left(\sqrt{c_0(z^2 - x^2 + 2(x-z))}\right)}{\sqrt{c_0(z^2 - x^2 + 2(x-z))}},$$

where \mathcal{J}_1 is the Bessel function of order one (see, e.g., [2, pp. 173-174]).

Proof: Let us make a change of variables

$$\bar{x} := 1 - z, \bar{z} := 1 - x, \bar{m}(\bar{x}, \bar{z}) := m(1 - \bar{z}, 1 - \bar{x}).$$

Then, (22) becomes

$$\begin{aligned} \bar{m}_{\bar{x}\bar{x}}(\bar{x}, \bar{z}) - \bar{m}_{\bar{z}\bar{z}}(\bar{x}, \bar{z}) &= -c_0 \bar{m}(\bar{x}, \bar{z}), \\ \frac{d}{d\bar{x}} (\bar{m}(\bar{x}, \bar{x})) &= \frac{1}{2} c_0, \\ \bar{m}(\bar{x}, 0) &= 0, \end{aligned}$$

whose solution is expressed as (see [2, (4.33), p. 35])

$$\bar{m}(\bar{x}, \bar{z}) = c_0 \bar{z} \frac{\mathcal{I}_1 \left(\sqrt{-c_0(\bar{x}^2 - \bar{z}^2)} \right)}{\sqrt{-c_0(\bar{x}^2 - \bar{z}^2)}} = c_0 \bar{z} \frac{\mathcal{I}_1 \left(i \sqrt{c_0(\bar{x}^2 - \bar{z}^2)} \right)}{i \sqrt{c_0(\bar{x}^2 - \bar{z}^2)}},$$

where \mathcal{I}_1 is the modified Bessel function of order one. Then, using the fact that $\mathcal{I}_1(ix) = i\mathcal{J}_1(x)$ (see [2, (A.11), p. 174]), we obtain

$$\bar{m}(\bar{x}, \bar{z}) = c_0 \bar{z} \frac{\mathcal{J}_1 \left(\sqrt{c_0(\bar{x}^2 - \bar{z}^2)} \right)}{\sqrt{c_0(\bar{x}^2 - \bar{z}^2)}}.$$

□

Now, based on the function m , we choose the observer gains p_0 and $p(x)$ that satisfy

$$p_0 > m(0, 0) - q = \frac{c_0}{2} - q, \quad (23)$$

$$p(x) = -m_z(x, 0) + (q + p_0)m(x, 0) + \int_0^x m(x, z)p(z)dz. \quad (24)$$

The existence and regularity of a solution p to the integral equation (24) are guaranteed by the following Lemma.

Lemma 4.2 ([29, Theorem 1.3.1, p. 33]) *Equation (24) admits a unique solution $p \in C(D)$. Furthermore, $p \in C^1(D)$ due to the fact that $m \in C^2(D)$.*

4.2 ISS of the State Estimation Error System

Let the estimation error of the observer given in (21) be defined by

$$\tilde{u}(x, t) := u(x, t) - \hat{u}(x, t). \quad (25)$$

Thus, the state estimation error system will be given by

$$\tilde{u}_t(x, t) = \tilde{u}_{xx}(x, t) + \lambda(t)\tilde{u}(x, t) + \tilde{f}(x, t) - p(x)\tilde{u}(0, t), (x, t) \in Q_\infty, \quad (26a)$$

$$\tilde{u}_x(0, t) = \tilde{d}_0(t) + (q + p_0)\tilde{u}(0, t), t \in \mathbb{R}_{>0}, \quad (26b)$$

$$\tilde{u}(1, t) = \tilde{d}_1(t), t \in \mathbb{R}_{>0}, \quad (26c)$$

$$\tilde{u}(x, 0) = \tilde{u}_0(x), x \in (0, 1), \quad (26d)$$

where $\tilde{f}(x, t) := f(x, t) - p(x)d_m(t)$, $\tilde{d}_0(t) := d_0(t) + p_0d_m(t)$, $\tilde{d}_1(t) := d_1(t)$, and $\tilde{u}_0(x) := u_0(x) - \hat{u}_0(x)$.

By using the transformation

$$\tilde{w}(x, t) := \tilde{u}(x, t) - \int_0^x m(x, z) \tilde{u}(z, t) dz, \quad (27)$$

we obtain the following target system involving also a time-varying reaction coefficient and external disturbances:

$$\tilde{w}_t(x, t) = \tilde{w}_{xx}(x, t) - c(t) \tilde{w}(x, t) + \tilde{\psi}(x, t), \quad (x, t) \in Q_\infty, \quad (28a)$$

$$\tilde{w}_x(0, t) = b \tilde{w}(0, t) + \tilde{d}_0(t), \quad t \in \mathbb{R}_{>0}, \quad (28b)$$

$$\tilde{w}(1, t) = \tilde{d}_1(t), \quad t \in \mathbb{R}_{>0}, \quad (28c)$$

$$\tilde{w}(x, 0) = \tilde{w}_0(x), \quad x \in (0, 1), \quad (28d)$$

where

$$b := q + p_0 - m(0, 0) > 0 \text{ (by (23))}, \quad (29)$$

$$\tilde{\psi}(x, t) := \tilde{f}(x, t) - \int_0^x m(x, z) \tilde{f}(z, t) dz + m(x, 0) \tilde{d}_0(t), \quad (30)$$

$$\tilde{w}_0(x) := \tilde{u}_0(x) - \int_0^x m(x, z) \tilde{u}_0(z) dz.$$

The equivalence between the state estimation error system (26) and the corresponding target system (28) is guaranteed by the following lemma, whose proof is standard and hence, is omitted, and the existence and regularity of a solution n to the following kernel function are guaranteed by [26].

Lemma 4.3 *Let n be the unique solution of*

$$n_{xx}(x, z) - n_{zz}(x, z) = -c_0 n(x, z), \quad (31a)$$

$$\frac{d}{dx}(n(x, x)) = -\frac{1}{2}c_0, \quad (31b)$$

$$n(1, z) = 0. \quad (31c)$$

Then, the inverse transformation of (27) is given by

$$\tilde{u}(x, t) := \tilde{w}(x, t) + \int_0^x n(x, z) \tilde{w}(z, t) dz. \quad (32)$$

Therefore, the state estimation error system (26) is equivalent to the corresponding target system (28).

To ensure the existence of a solution \tilde{u} to the error system (26), as well as a solution (u, \hat{u}) to the system coupled by (1) and (21), we assume that the disturbance $d_m \in C(\mathbb{R}_{\geq 0})$ and the initial datum $\hat{u}_0 \in C^{2,1}(0, 1) \cap C([0, 1])$ satisfy the following compatibility conditions:

$$\hat{u}_{0x}(0) = q \hat{u}_0(0) - p_0 (u_0(0) + d_m(0) - \hat{u}_0(0)), \quad \hat{u}_0(1) = U(0).$$

Analogous to the target system (8) of the u -system, for any $T \in \mathbb{R}_{>0}$, the target system (28) admits a unique solution $\tilde{w} \in C^{2,1}(Q_T) \cap C(\overline{Q}_T)$ and hence, the system coupled by the original system (1) and the observer system (21) admits a unique solution $(u, \hat{u}) \in (C^{2,1}(Q_T) \cap C(\overline{Q}_T)) \times (C^{2,1}(Q_T) \cap C(\overline{Q}_T))$.

Note that the target system (28) has the same form as the target system (8) of the plant (1). By virtue of Lemma 4.3 and Proposition 3.1, we have the following theorem, which is the second main result. The proof is omitted as it is standard.

Theorem 4.1 *The state estimation error system (26) is ISS in the L^∞ -norm w.r.t. f, d_m, d_0, d_1 , having the following estimate for all $T \in \mathbb{R}_{>0}$:*

$$\|\tilde{u}[T]\|_{L^\infty(0,1)} \leq c_3 \left(e^{-\sigma T} \|\tilde{u}_0\|_{L^\infty(0,1)} + \|d_m\|_{L^\infty(0,T)} + \|d_0\|_{L^\infty(0,T)} + \|d_1\|_{L^\infty(0,T)} + \|f\|_{L^\infty((0,T);L^\infty(0,1))} \right),$$

where σ is an arbitrary constant satisfying $\sigma \in (0, \underline{c})$, and c_3 is a positive constant depending only on $\underline{c}, \sigma, p_0, q, \max_{x \in [0,1]} |p(x)|, \max_{(x,z) \in D} |m(x,z)|$, and $\max_{(x,z) \in D} |n(x,z)|$.

5 Output Feedback Control and ISS of the Closed-loop System

5.1 Observer-based Output Feedback Control

In this section, we present an observer-based output feedback control scheme, which ensures the ISS in the L^∞ -norm of the closed-loop system.

Indeed, by using the function k in closed form (6) and replacing u with \hat{u} in (12), we obtain the observer-based output feedback control law:

$$U(t) := \int_0^1 k(1, z) \hat{u}(z, t) dz. \quad (33)$$

Note that by using the transformation

$$\hat{w}(x, t) := \hat{u}(x, t) - \int_0^x k(x, z) \hat{u}(z, t) dz, \quad (34)$$

we can transform the observer (21) into

$$\hat{w}_t(x, t) = \hat{w}_{xx}(x, t) - c(t) \hat{w}(x, t) + \check{\psi}(x, t) + K_p(x) \tilde{u}(0, t), \quad (x, t) \in Q_\infty, \quad (35a)$$

$$\hat{w}_x(0, t) = q \hat{w}(0, t) - p_0 d_m(t) - p_0 \tilde{u}(0, t), \quad t \in \mathbb{R}_{>0}, \quad (35b)$$

$$\hat{w}(1, t) = 0, \quad t \in \mathbb{R}_{>0}, \quad (35c)$$

$$\hat{w}(x, 0) = \hat{w}_0(x), \quad x \in (0, 1), \quad (35d)$$

where

$$\check{\psi}(x, t) := p(x) d_m(t) - \int_0^x k(x, z) p(z) d_m(t) dz - p_0 k(x, 0) d_m(t),$$

$$K_p(x) := p(x) - p_0 k(x, 0) - \int_0^x k(x, z) p(z) dz,$$

$$\hat{w}_0(x) := \hat{u}_0(x) - \int_0^x k(x, z) \hat{u}_0(z) dz, .$$

It is clear that system (35) has the same form as the target system (8) of the u -system. Therefore, system (35) admits a solution $\hat{w} \in C^{2,1}(Q_T) \cap C(\bar{Q}_T)$ for any $T \in \mathbb{R}_{>0}$. Moreover, by virtue of Lemma 3.2, the transformation (34) is invertible. Thus, it can be proved the following Lemma, whose proof is standard and hence, is omitted.

Lemma 5.1 *The inverse of the transformation (34) is given by*

$$\hat{u}(x, t) := \hat{w}(x, t) + \int_0^x l(x, z) \hat{w}(z, t) dz, \quad (36)$$

where l is determined by (3.2). Moreover, the observer system (21) is equivalent to its target system (35).

In addition, for the target system (35), we can prove the following robust stability property, which, along with Theorem 4.1, plays a vital role in establishing the ISS of the closed-loop system under output feedback control.

Proposition 5.1 *The target system (35) admits the following estimate for all $T \in \mathbb{R}_{>0}$:*

$$\|\hat{w}[T]\|_{L^\infty(0,1)} \leq c_4 \left(e^{-\sigma T} \|\hat{w}_0\|_{L^\infty(0,1)} + e^{-\sigma T} \|\tilde{u}_0\|_{L^\infty(0,1)} + \|f\|_{L^\infty((0,T);L^\infty(0,1))} + \|d_0\|_{L^\infty(0,T)} + \|d_1\|_{L^\infty(0,T)} + \|d_m\|_{L^\infty(0,T)} \right),$$

where σ is an arbitrary constant satisfying $\sigma \in (0, \underline{c})$, and c_4 is a positive constant depending only on \underline{c} , σ , p_0 , q , $\max_{(x,z) \in D} |k(x, z)|$, $\max_{x \in [0,1]} |p(x)|$, $\max_{(x,z) \in D} |m(x, z)|$, and $\max_{(x,z) \in D} |n(x, z)|$.

The proof of Proposition 5.1 is given in Section 5.2.

Now, by virtue of Lemma 5.1, Proposition 5.1, and applying Theorem 4.1, we obtain the following theorem, which is the third main result, indicating the ISS of the closed-loop system under output feedback control.

Theorem 5.2 *Under the output feedback control law (33), the closed-loop (u, \tilde{u}) -system is ISS in the L^∞ -norm, having the following estimate for all $T \in \mathbb{R}_{>0}$:*

$$\|u[T]\|_{L^\infty(0,1)} + \|\tilde{u}[T]\|_{L^\infty(0,1)} \leq c_5 \left(e^{-\sigma T} \|u_0\|_{L^\infty(0,1)} + e^{-\sigma T} \|\tilde{u}_0\|_{L^\infty(0,1)} + \|f\|_{L^\infty((0,T);L^\infty(0,1))} + \|d_0\|_{L^\infty(0,T)} + \|d_1\|_{L^\infty(0,T)} + \|d_m\|_{L^\infty(0,T)} \right),$$

where σ is an arbitrary constant satisfying $\sigma \in (0, \underline{c})$, and c_5 is a positive constant depended only on q , \underline{c} , σ , p_0 , $\max_{x \in [0,1]} |p(x)|$, $\max_{(x,z) \in D} |k(x, z)|$, $\max_{(x,z) \in D} |l(x, z)|$, $\max_{(x,z) \in D} |m(x, z)|$, and $\max_{(x,z) \in D} |n(x, z)|$.

The proof of Theorem 5.2 is standard and hence, is omitted.

5.2 ISS Assessment of the Closed-loop System

Proof of Proposition 5.1: We proceed with the proof in four steps.

Step 1: define truncation functions. Let g and G be defined by (13). In addition to (14), G admits the following properties:

$$G(\theta) = \frac{1}{r+1} g(\theta)\theta, \forall \theta \in \mathbb{R}, \tag{37a}$$

$$G(\theta + \rho) \leq 2^r (G(\theta) + G(\rho)), \forall \theta, \rho \in \mathbb{R}. \tag{37b}$$

For any $\sigma \in (0, \underline{c})$ and any $T \in \mathbb{R}_{>0}$, let

$$\mathcal{D} := \max \left\{ \frac{e^{\sigma T} p_0}{q} \|d_m\|_{L^\infty(0,T)}, \frac{e^{\sigma T}}{\underline{c} - \sigma} \|\check{\psi}\|_{L^\infty((0,T);L^\infty(0,1))} \right\}. \tag{38}$$

Step 2: estimate $\int_0^1 G(e^{\sigma T} \hat{w}(x, T) - \mathcal{D}) dx$. Let

$$\hat{v}(x, t) := e^{\sigma t} \hat{w}(x, t), \hat{v}_0(x) := \hat{w}_0(x), \hat{d}_0(t) := -p_0 e^{\sigma t} d_m(t), \hat{\psi}(x, t) := e^{\sigma t} \check{\psi}(x, t),$$

where \hat{w} is the observer target system (see (35)).

By integrating by parts and applying the definitions of g and G , we get

$$\frac{d}{dt} \int_0^1 G(\hat{v} - \mathcal{D}) dx$$

$$\begin{aligned}
&= g(\hat{v}(1, t) - \mathcal{D})\hat{v}_x(1, t) - g(\hat{v}(0, t) - \mathcal{D}) \left(q\hat{v}(0, t) + \dot{d}_0(t) - p_0 e^{\sigma t} \tilde{u}(0, t) \right) - \int_0^1 g'(\hat{v} - \mathcal{D})\hat{v}_x^2 dx \\
&\quad + \int_0^1 g(\hat{v} - \mathcal{D})(\sigma - c(t))(\hat{v} - \mathcal{D}) dx + \int_0^1 g(\hat{v} - \mathcal{D}) \left((\sigma - c(t))\mathcal{D} + \psi \right) + \int_0^1 g(\hat{v} - \mathcal{D}) e^{\sigma t} K_p(x) \tilde{u}(0, t) dx \\
&= I_1 + I_2 + I_3 + I_4 + I_5 + I_6, \forall t \in (0, T),
\end{aligned} \tag{39}$$

where

$$\begin{aligned}
I_1 &:= g(\hat{v}(1, t) - \mathcal{D}) \hat{v}_x(1, t), \\
I_2 &:= -g(\hat{v}(0, t) - \mathcal{D}) (q\hat{v}(0, t) + \dot{d}_0(t) - p_0 e^{\sigma t} \tilde{u}(0, t)), \\
I_3 &:= -\int_0^1 g'(\hat{v}(x, t) - \mathcal{D}) \hat{v}_x^2(x, t) dx, \\
I_4 &:= \int_0^1 g(\hat{v}(x, t) - \mathcal{D})(\sigma - c(t))(\hat{v}(x, t) - \mathcal{D}) dx, \\
I_5 &:= \int_0^1 g(\hat{v}(x, t) - \mathcal{D}) \left((\sigma - c(t))\mathcal{D} + \psi(x, t) \right) dx, \\
I_6 &:= \int_0^1 g(\hat{v}(x, t) - \mathcal{D}) K_p(x) e^{\sigma t} \tilde{u}(0, t) dx.
\end{aligned}$$

It is easy to see that $I_1 = 0$, $I_3 \leq 0$, and $I_5 \leq 0$ for all $t \in (0, T)$. In addition, by the definitions of \mathcal{D} and \dot{d}_0 , the Young's inequality with $\varepsilon_1 \in (0, q)$, and (37a), we deduce that

$$\begin{aligned}
I_2 &\leq -q(r+1)G(\hat{v}(0, t) - \mathcal{D}) + r\varepsilon_1 G(\hat{v}(0, t) - \mathcal{D}) + \varepsilon_1^{-r} G(|p_0| e^{\sigma t} |\tilde{u}(0, t)|) \\
&\leq \frac{\varepsilon_1^{-r}}{r+1} |p_0|^{r+1} e^{(r+1)\sigma t} |\tilde{u}(0, t)|^{r+1}, \forall t \in (0, T).
\end{aligned} \tag{40}$$

For I_4 , by $\underline{c} - \sigma > 0$ and the properties of g and G (see (37a)), we obtain

$$I_4 \leq -(\underline{c} - \sigma)(r+1) \int_0^1 G(\hat{v} - \mathcal{D}) dx, \forall t \in (0, T). \tag{41}$$

For I_6 , applying the Young's inequality, (37a), and the definition of g (see (13)), we get for all $t \in (0, T)$:

$$I_6 \leq r\varepsilon_2 \int_0^1 G(\hat{v} - \mathcal{D}) dx + \frac{\varepsilon_2^{-r}}{r+1} \overline{K}_p^{r+1} e^{(r+1)\sigma t} |\tilde{u}(0, t)|^{r+1}, \tag{42}$$

where ε_2 is a positive constant that will be determined later and $\overline{K}_p := \max_{x \in [0, 1]} |K_p(x)|$.

Let $\varepsilon_2 \in (0, \underline{c} - \sigma)$ and $\varepsilon_3 := \min\{\varepsilon_1, \varepsilon_2\}$. Since $I_i \leq 0$ ($i = 1, 3, 5$), by (39), (40), (41), and (42), we get for all $t \in (0, T)$:

$$\begin{aligned}
\frac{d}{dt} \int_0^1 G(e^{\sigma t} \hat{w} - \mathcal{D}) dx &= \frac{d}{dt} \int_0^1 G(\hat{v} - \mathcal{D}) dx \\
&\leq -r_0 \int_0^1 G(e^{\sigma t} \hat{w} - \mathcal{D}) dx + \frac{\varepsilon_3^{-r} K_0^{r+1}}{r+1} e^{(r+1)\sigma t} |\tilde{u}(0, t)|^{r+1},
\end{aligned}$$

where $r_0 := r_0(\varepsilon_2, r) := (\underline{c} - \sigma)(r+1) - r\varepsilon_2 > 0$ and $K_0 := |p_0| + \overline{K}_p$.

By using the Gronwall's inequality, we deduce that

$$\int_0^1 G(e^{\sigma T} \hat{w}(x, T) - \mathcal{D}) dx \leq e^{-r_0 T} \int_0^1 G(\hat{w}_0(x) - \mathcal{D}) dx + \frac{\varepsilon_3^{-r} K_0^{r+1}}{r+1} \int_0^T e^{-r_0(T-s) + (r+1)\sigma s} |\tilde{u}(0, s)|^{r+1} ds.$$

Note that the spatial L^∞ -estimate of \tilde{u} (see Theorem 4.1) ensures that

$$|\tilde{u}(0, T)|^{r+1} \leq 2^r C_1^{r+1} \left(e^{-\sigma(r+1)T} \|\tilde{u}_0\|_{L^\infty(0,1)}^{r+1} + B_1^{r+1} \right),$$

where

$$B_1 := \|d_m\|_{L^\infty(0,T)} + \|d_0\|_{L^\infty(0,T)} + \|d_1\|_{L^\infty(0,T)} + \|f\|_{L^\infty((0,T);L^\infty(0,1))}, \quad (43)$$

and C_1 is a positive constant depending only on \underline{c} , σ , p_0 , q , $\max_{x \in [0,1]} |p(x)|$, $\max_{(x,z) \in D} |m(x, z)|$, and $\max_{(x,z) \in D} |n(x, z)|$. Then, we have

$$\begin{aligned} \int_0^1 G(e^{\sigma T} \hat{w}(x, T) - \mathcal{D}) \, dx &\leq e^{-r_0 T} \int_0^1 G(|\hat{w}_0(x)| - \mathcal{D}) \, dx + \frac{C_2}{r_0(r+1)} \|\tilde{u}_0\|_{L^\infty(0,1)}^{r+1} \\ &\quad + \frac{C_2 e^{(r+1)\sigma T}}{(r_0 + (r+1)\sigma)(r+1)} B_1^{r+1}, \end{aligned} \quad (44)$$

where $C_2 := C_2(\varepsilon_3, r) := 2^r C_1^{r+1} \varepsilon_3^{-r} K_0^{r+1}$.

Step 3: estimate $\int_0^1 G(-e^{\sigma T} \hat{w}(x, T) - \mathcal{D}) \, dx$.

Analogous to the derivations in Step 2, by calculating $\frac{d}{dt} \int_0^1 G(-e^{\sigma T} \hat{w}(x, T) - \mathcal{D}) \, dx$ and using the Gronwall's inequality, we can obtain

$$\begin{aligned} \int_0^1 G(-e^{\sigma T} \hat{w}(x, T) - \mathcal{D}) \, dx &\leq e^{-r_0 T} \int_0^1 G(|\hat{w}_0(x)| - \mathcal{D}) \, dx + \frac{C_2}{r_0(r+1)} \|\tilde{u}_0\|_{L^\infty(0,1)}^{r+1} \\ &\quad + \frac{C_2 e^{(r+1)\sigma T}}{(r_0 + (r+1)\sigma)(r+1)} B_1^{r+1}. \end{aligned} \quad (45)$$

Step 4: establish the estimate of $\|\hat{w}[T]\|_{L^\infty(0,1)}$. By the properties of g and G (see (37)), (44), and (45), we get

$$\begin{aligned} \frac{e^{(r+1)\sigma T}}{r+1} \int_0^1 |\hat{w}(x, T)|^{r+1} \, dx &\leq 2^r \left(\int_0^1 G(e^{\sigma T} |\hat{w}(x, T)| - \mathcal{D}) \, dx + \int_0^1 G(\mathcal{D}) \, dx \right) \\ &\leq \frac{2^r}{r+1} e^{-r_0 T} \int_0^1 |\hat{w}_0(x)|^{r+1} \, dx + \frac{2^r C_2}{r_0(r+1)} \|\tilde{u}_0\|_{L^\infty(0,1)}^{r+1} \\ &\quad + \frac{2^r e^{(r+1)\sigma T} C_2}{(r_0 + (r+1)\sigma)(r+1)} B_1^{r+1} + \frac{2^r}{r+1} \mathcal{D}^{r+1}, \end{aligned}$$

which implies that

$$\begin{aligned} \|\hat{w}[T]\|_{L^{r+1}(0,1)} &\leq 2^{\frac{r}{r+1}} e^{-\left(\frac{r_0}{r+1} + \sigma\right)T} \|\hat{w}_0\|_{L^{r+1}(0,1)} + \left(\frac{2^r C_2}{r_0}\right)^{\frac{1}{r+1}} e^{-\sigma T} \|\tilde{u}_0\|_{L^\infty(0,1)} \\ &\quad + \left(\frac{2^r C_2}{r_0 + (r+1)\sigma}\right)^{\frac{1}{r+1}} B_1 + 2^{\frac{r}{r+1}} e^{-\sigma T} \mathcal{D}. \end{aligned} \quad (46)$$

Letting $r \rightarrow +\infty$ in (46), we obtain

$$\|\hat{w}[T]\|_{L^\infty(0,1)} \leq 2e^{-(\underline{c} - \varepsilon_2)T} \|\hat{w}_0\|_{L^\infty(0,1)} + C_3 e^{-\sigma T} \|\tilde{u}_0\|_{L^\infty(0,1)} + C_3 B_1 + 2e^{-\sigma T} \mathcal{D}, \quad (47)$$

where $C_3 := 4C_1 K_0 \varepsilon_3^{-1}$ and $\underline{c} - \varepsilon_2 > \sigma > 0$. Then, in view of the definitions of B_1 (see (43)) and \mathcal{D} (see (38)), we conclude that Proposition 5.1 holds true. \square

6 Numerical Results

In this section, we present some numerical results on the ISS in the L^∞ -norm for the considered systems with different disturbances under the state feedback control law (12), and the observer-based output feedback control law (33), respectively.

In simulations, we always set

$$q = 1, \\ \lambda(t) = \begin{cases} 1.2\pi^2 (\sin^2 5t + 1), & 0 \leq t \leq 1, \\ 1.2\pi^2 (\sin^2 5t + e^{-t} - e^{-1} + 1), & t > 1. \end{cases}$$

In (3) and (6), we set $c_0 = \frac{13}{5}\pi^2$. Let $p_0 = \frac{6}{5}\pi^2$. The gain $p(x)$ is obtained by using the successive approximations.

Moreover, we set

$$u_0(x) = -\frac{1}{6} \left(5x - \frac{1}{4}\right) (2-x) (3x^2 - 1), \\ \hat{u}_0(x) = 0, \\ \tilde{u}_0(x) = u_0(x) - \hat{u}_0(x), \\ f(x, t) = \frac{A}{6} \sin(60t + x), \\ d_0(t) = \frac{A_0}{5} \left(\sqrt{t}e^{-t} + 2 \sin(25t)\right), \\ d_1(t) = \frac{2}{5} A_1 \sin(25t), \\ d_m(t) = \frac{A_2}{44} \sin(40t),$$

where $A \in \{0, 2\}$ and $A_0, A_1, A_2 \in \{0, 1, 3\}$ are used to describe the amplitude of disturbances.

Figure 1 shows that the disturbance-free u -system (1) is unstable in open loop, while Fig. 2(a), (b), and (c) show that, under the state feedback control law (12), the state of the disturbance-free system (1) tends to the origin and the states of system (1) with different disturbances remain bounded. Moreover, when amplitudes of disturbances decrease, the amplitudes of states decrease. This reflects well the ISS property of the u -system under the state feedback control law (12) as shown in Fig. 2(d), where the evolution of $\|u[t]\|_{L^\infty(0,1)}$ w.r.t. different disturbances are presented. Similarly, Fig. 3 reflects the ISS property of the \tilde{u} -system (26).

Under the output feedback control law (33), Fig. 4 indicates the robust stability of the u -system (1), and Fig. 5(a), (b), and (c) show the robust convergence of the observer \hat{u} -system (21), respectively. In particular, the results shown in Fig. 5(d) reflect well the ISS property of the closed-loop (u, \tilde{u}) -system. It can be seen that the numerical results are consistent with the theoretical analysis, demonstrating well the effectiveness of the proposed control scheme.

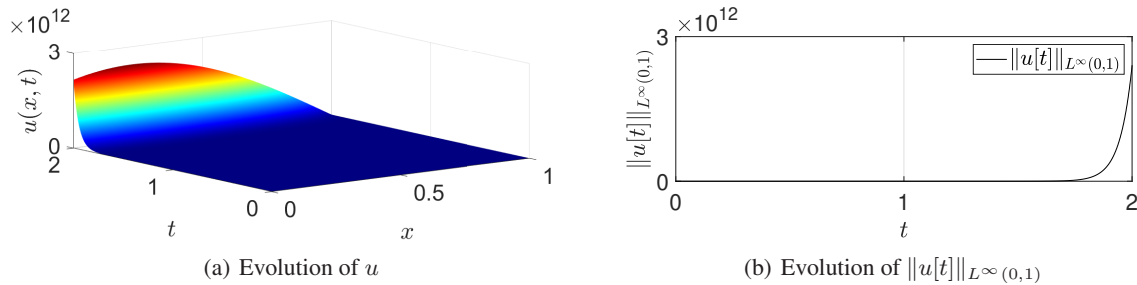


Fig. 1. Open-loop response of the u -system (1) without disturbances

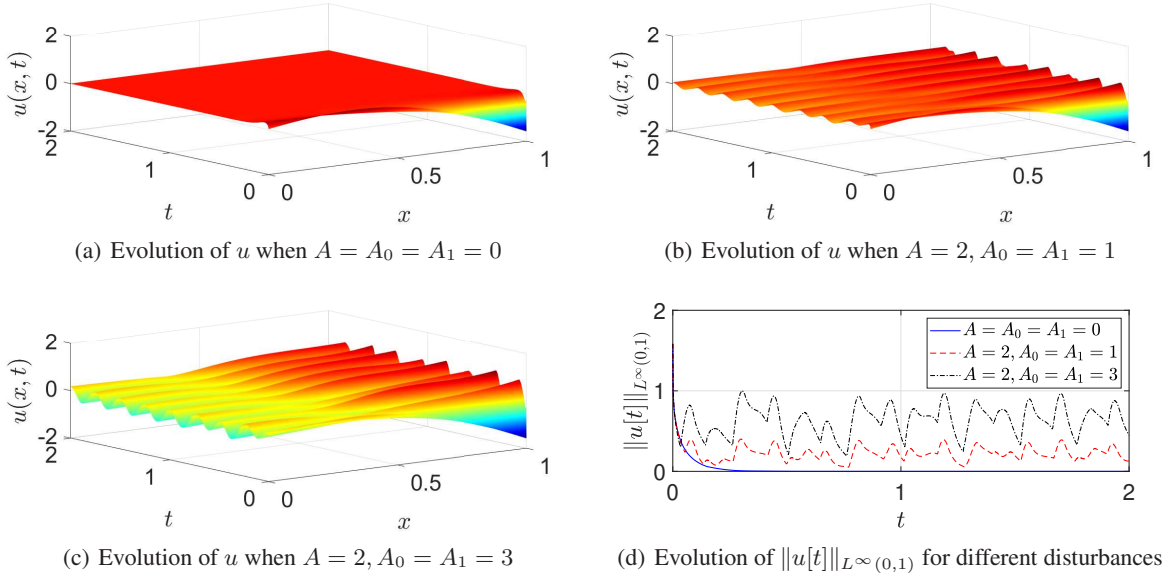


Fig. 2. Closed-loop responses of the u -system (1) with different disturbances under the state feedback control law (12)

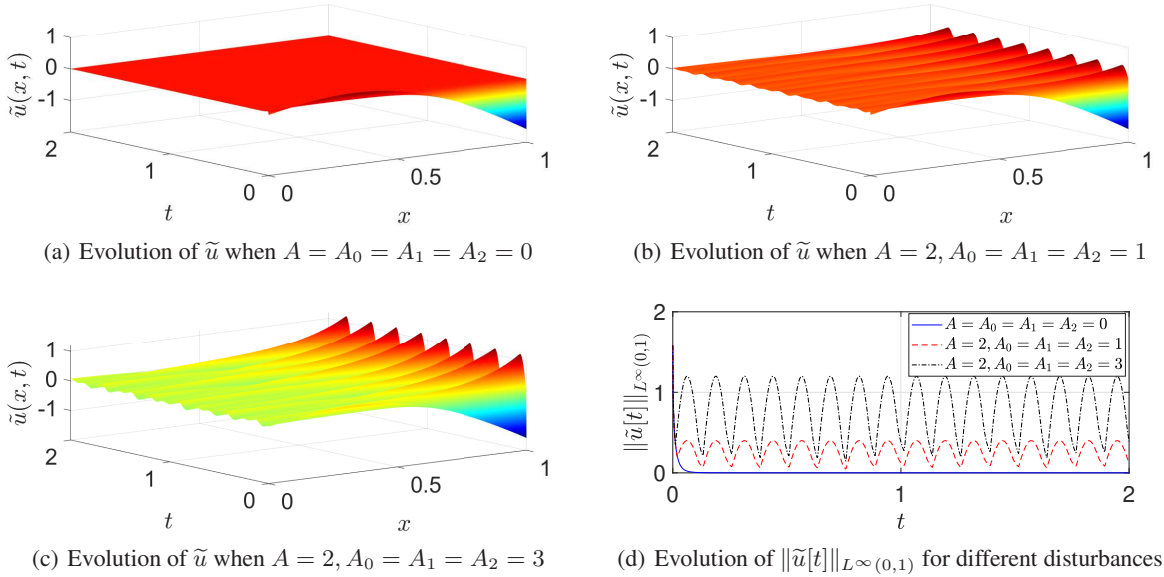


Fig. 3. Evolution of \tilde{u} and $\|\tilde{u}[t]\|_{L^\infty(0,1)}$ for the error \tilde{u} -system (26) with different disturbances

7 Conclusion

In this paper, we designed an observer-based output feedback stabilizing controller for a class of time-varying parabolic PDEs with in-domain and mixed boundary disturbances under the framework of ISS. Time-invariant kernel functions were used in both controller and observer design and implementation, which required much less computation efforts compared to those required in the standard backstepping control of PDEs. The generalized Lyapunov method, which allows dealing with Dirichlet boundary disturbances, was applied to establish the ISS in the L^∞ -norm of the considered system in closed loop. To validate the effectiveness of the proposed control scheme, numerical simulations were conducted for systems with different disturbances. It is worth mentioning that establishing the ISS in the L^p -norm with $p \in [2, +\infty)$ for the considered system in closed loop under output feedback control is much challenging due to the appearance of the boundary term $\tilde{u}(0, t)$, which is difficult to estimate by using the L^p -norm of \hat{w} or \tilde{u} , in the target system (35) of the observer. This will be considered in our future work.

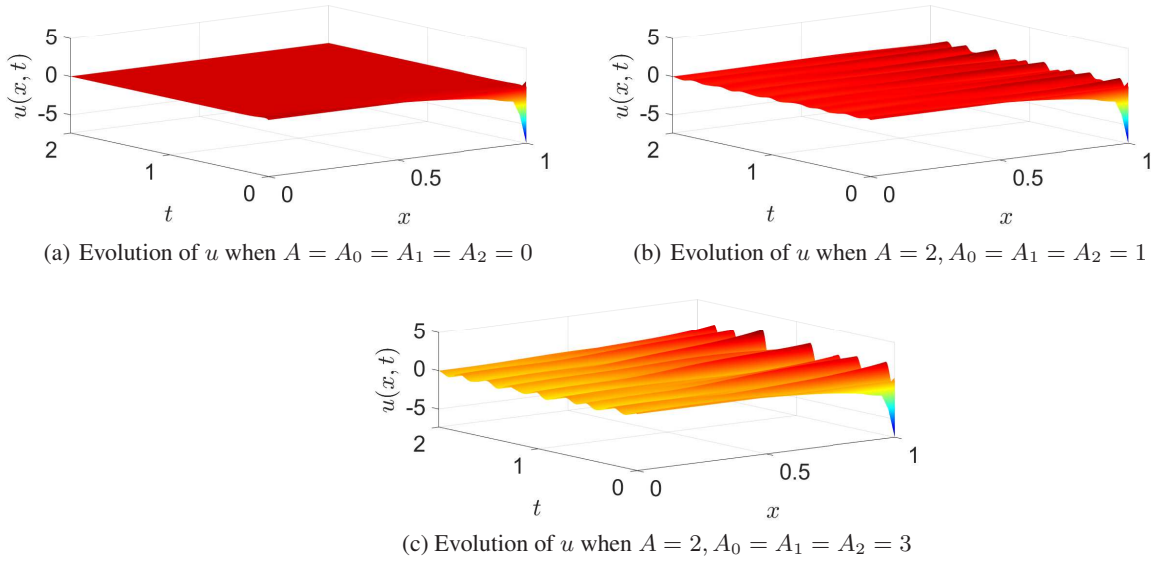


Fig. 4. Closed-loop responses of the u -system (1) with different disturbances under the output feedback control law (33)

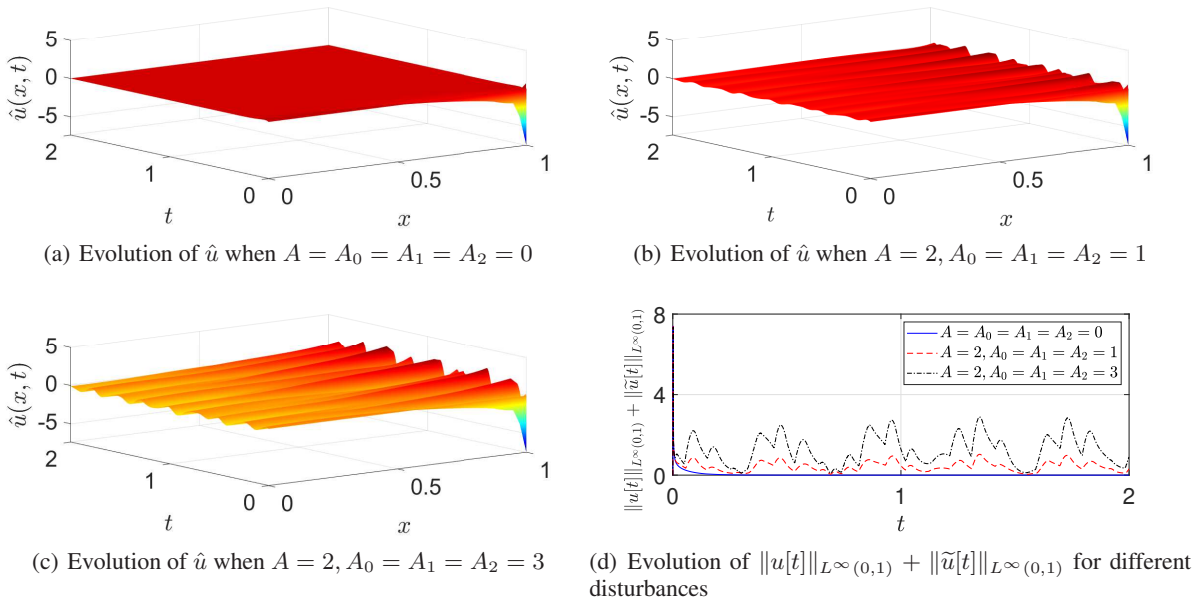


Fig. 5. Evolution of \hat{u} and $\|u[t]\|_{L^\infty(0,1)} + \|\tilde{u}[t]\|_{L^\infty(0,1)}$ for the observer \hat{u} -system (21) and the (u, \tilde{u}) -system coupled via the output feedback control law (33)

References

- [1] M. Krstic and A. Smyshlyaev, "Adaptive control of PDEs," *Annu. Rev. Control*, vol. 32, no. 2, pp. 149–160, Dec. 2008.
- [2] —, *Boundary Control of PDEs: A Course on Backstepping Designs*. Philadelphia, PA, USA: Society for Industrial and Applied Mathematics, 2008.
- [3] Q. Chen, J. Zheng, and G. Zhu, "Exponential stabilization and continuous dependence of solutions on initial data in different norms for space-time-varying linear parabolic PDEs," *arXiv:2207.00914*, Jul. 2022.
- [4] I. Karafyllis, N. Espitia, and M. Krstic, "Event-triggered gain scheduling of reaction-diffusion PDEs," *SIAM J. Control Optim.*, vol. 59, no. 3, pp. 2047–2067, Jan. 2021.
- [5] T. Meurer and A. Kugi, "Tracking control for boundary controlled parabolic PDEs with varying parameters: combining backstepping and differential flatness," *Automatica*, vol. 45, no. 5, pp. 1182–1194, Jan. 2009.
- [6] Y. Si, C. Xie, and N. Zhao, "Boundary control for a class of reaction-diffusion systems," *Int. J. Autom. Comput.*, vol. 15, no. 1, pp. 94–102, Feb. 2018.

- [7] A. Smyshlyaev and M. Krstic, "On control design for PDEs with space-dependent diffusivity or time-dependent reactivity," *Automatica*, vol. 41, no. 9, pp. 1601–1608, Apr. 2005.
- [8] I. Karafyllis and M. Krstic, "ISS with respect to boundary disturbances for 1-D parabolic PDEs," *IEEE Trans. Autom. Control*, vol. 61, no. 12, pp. 3712–3724, Dec. 2016.
- [9] A. Mironchenko, I. Karafyllis, and M. Krstic, "Monotonicity methods for input-to-state stability of nonlinear parabolic PDEs with boundary disturbances," *SIAM J. Control Optim.*, vol. 57, no. 1, pp. 510–532, Jan. 2019.
- [10] J. Wang, H. Zhang, and X. Yu, "Input-to-state stabilization of coupled parabolic PDEs subject to external disturbances," *IMA J. Math. Control Inf.*, vol. 39, no. 1, pp. 185–218, Mar. 2021.
- [11] J. Zheng and G. Zhu, "A De Giorgi iteration-based approach for the establishment of ISS properties for Burgers' equation with boundary and in-domain disturbances," *IEEE Trans. Autom. Control*, vol. 64, no. 8, pp. 3476–3483, Aug. 2019.
- [12] H. Zhang, J. Wang, and J. Gu, "Exponential input-to-state stabilization of an ODE cascaded with a reaction-diffusion equation subject to disturbances," *Automatica*, vol. 133, p. 109885, Nov. 2021.
- [13] W. Kang and E. Fridman, "Boundary constrained control of delayed nonlinear Schrödinger equation," *IEEE Trans. Autom. Control*, vol. 63, no. 11, pp. 3873–3880, Nov. 2018.
- [14] A. Mironchenko and C. Prieur, "Input-to-state stability of infinite-dimensional systems: Recent results and open questions," *SIAM Rev.*, vol. 62, no. 3, pp. 529–614, Jan. 2020.
- [15] F. L. Schwenninger, *Input-to-State Stability for Parabolic Boundary Control: Linear and Semi-Linear Systems*. Cham: Springer International Publishing, 2020.
- [16] J. Zheng and G. Zhu, "Global ISS for the viscous Burgers' equation with Dirichlet boundary disturbances," *IEEE Trans. Autom. Control*, Apr. 2024, DOI: 10.1109/TAC.2024.3393850.
- [17] M. Krstic, B. Guo, and A. Smyshlyaev, "Boundary controllers and observers for the linearized Schrödinger equation," *SIAM J. Control Optim.*, vol. 49, no. 4, pp. 1479–1497, Jan. 2011.
- [18] A. Smyshlyaev and M. Krstic, "Backstepping observers for a class of parabolic PDEs," *Syst. Control Lett.*, vol. 54, no. 7, pp. 613–625, Jul. 2005.
- [19] C. He and J. Li, "Boundary output feedback stabilization for a class of coupled parabolic systems," *Math. Methods Appl. Sci.*, vol. 40, no. 18, pp. 6510–6526, Jul. 2017.
- [20] J. Wang and M. Krstic, "Output feedback boundary control of a heat PDE sandwiched between two ODEs," *IEEE Trans. Autom. Control*, vol. 64, no. 11, pp. 4653–4660, Nov. 2019.
- [21] B. Liu, D. Boutat, and D. Liu, "Backstepping observer-based output feedback control for a class of coupled parabolic PDEs with different diffusions," *Syst. Control Lett.*, vol. 97, pp. 61–69, Nov. 2016.
- [22] Y. Orlov, A. Pisano, A. Pilloni, and E. Usai, "Output feedback stabilization of coupled reaction-diffusion processes with constant parameters," *SIAM J. Control Optim.*, vol. 55, no. 6, pp. 4112–4155, Jan. 2017.
- [23] E. Sontag, "Smooth stabilization implies coprime factorization," *IEEE Trans. Autom. Control*, vol. 34, no. 4, pp. 435–443, May 1989.
- [24] A. Mironchenko, *Input-to-State Stability: Theory and Applications*. Switzerland: Springer Cham, 2023.
- [25] I. Karafyllis and M. Krstic, *Input-to-state Stability for PDEs*. London: Springer-Verlag, 2018.
- [26] A. Smyshlyaev and M. Krstic, "Closed-form boundary state feedbacks for a class of 1-D partial integro-differential equations," *IEEE Trans. Autom. Control*, vol. 49, no. 12, pp. 2185–2202, Dec. 2004.
- [27] J. M. Coron and H. M. Nguyen, "Null controllability and finite time stabilization for the heat equations with variable coefficients in space in one dimension via backstepping approach," *Arch. Ration. Mech. An.*, vol. 225, pp. 993–1023, Sep. 2017.
- [28] O. Ladyženskaya, V. Solonnikov, and N. Ural' Tseva, *Linear and quasi-linear equations of parabolic type*. Providence: American Mathematical Society Publications, 1968.
- [29] C. Corduneanu, *Integral Equations and Applications*. Cambridge: Cambridge University Press, 1991.