

RMF: A Risk Measurement Framework for Machine Learning Models

Jan Schröder
schroeder.jan@protonmail.com
Fraunhofer FOKUS, HTW Berlin
Berlin, Germany

Jakub Breier
jbreier@jbreier.com
TTControl GmbH
Vienna, Austria

ABSTRACT

Machine learning (ML) models are used in many safety- and security-critical applications nowadays. It is therefore important to measure the security of a system that uses ML as a component. This paper focuses on the field of ML, particularly the security of autonomous vehicles. For this purpose, a technical framework will be described, implemented, and evaluated in a case study. Based on ISO/IEC 27004:2016, risk indicators are utilized to measure and evaluate the extent of damage and the effort required by an attacker. It is not possible, however, to determine a single risk value that represents the attacker's effort. Therefore, four different values must be interpreted individually.

CCS CONCEPTS

• Security and privacy → Software security engineering.

KEYWORDS

Machine Learning Security, ISO/IEC 27004:2016, Risk Measurement, Backdoor Attacks, Adversarial Machine Learning

ACM Reference Format:

Jan Schröder and Jakub Breier. 2024. RMF: A Risk Measurement Framework for Machine Learning Models. In *The 19th International Conference on Availability, Reliability and Security (ARES 2024), July 30-August 2, 2024, Vienna, Austria*. ACM, New York, NY, USA, 6 pages. <https://doi.org/10.1145/nnnnnnn.nnnnnnn>

1 INTRODUCTION

Machine learning (ML), especially deep learning, is currently one of the most popular subjects in computer science. As the popularity of ML increases, so does the risk of *adversarial machine learning* [15] – the risk of neural networks (NN) being influenced maliciously. The security of ML is especially relevant in safety-critical areas such as medical imaging diagnosis, automated driving, and connected and cooperative mobile machinery.

In this paper, we focus on measuring poisoning attacks that misclassify the labels of images in NN and the effort required by the attacker to execute the attack. We use the term "measurements" to refer to the recording of the process, detailing what an attacker needs to do and what resources they need to perform their specific attack. For a better understanding of the measurement process, a case study demonstrates a concrete example involving the classification of road signs for autonomous vehicles. This measurement computes the risk involved with a poisoning attack and evaluates the effort required by an attacker.

The measurement of poisoning attacks leads to the following questions: *How much damage is possible with an attack against a NN? What is the minimum effort an attacker needs to invest to achieve predefined damage?* The objective of this paper is to devise a framework for quantifying the extent of damage and the attacker's effort in order to derive a risk value that describes the level of risk associated with adversarial attacks against NN. This risk level is intended to describe how significant the risk is when an attack is executed, depending on whether the attacker has a low or high effort. The proposed framework should take into account the requirements specified by the ISO/IEC 27004:2016 standard as accurately as possible for measuring information security risk.

Our Contribution. This paper follows the requirements of ISO/IEC 27004:2016 [1] and provides the following contributions:

- (1) We propose quantitative and qualitative attributes that should be instantiated with data during measurement methods.
- (2) We develop measurement functions to compute values representing the extent of damage and the attacker's effort.
- (3) We evaluate the computed values and interpret the final risk of the attack.

This paper demonstrates how to measure risks to improve security performance. It does not propose countermeasures. The focus of this paper is on NN and poisoning attacks, especially backdoor attacks that misclassify labels of images during inference time.

Paper Organization. This paper is organized as follows: Section 2 describes the state of the art related to this paper. Section 3 declares the proposed attributes and explains the Threat Model utilized in this paper. Section 4 outlines the framework based on ISO/IEC 27004:2016 and discusses the problems encountered while evaluating the measurement process. Section 5 evaluates the framework and the collected data, highlighting the issues that arise after the measurement. Section 6 summarizes the paper and suggests possible future work.

2 BACKGROUND AND RELATED WORK

2.1 Adversarial Attacks on Neural Networks

Adversarial attacks on ML models pose a significant threat to the security and privacy of entities relying on them. Attackers could exploit the vulnerabilities of ML models to access sensitive data or manipulate the model's output, leading to potential harm to individuals or organizations. In the context of ML security, attacks to consider include data poisoning [16], which we utilize in this paper, evasion [28], model stealing [20], and membership inference attacks [24].

Backdoor Attacks can be divided into two broad categories: poisoning-based and non-poisoning-based attacks [14].

Poisoning attacks are used to manipulate training data to take control of the ML model [10]. This can occur, for example, if datasets made available to the public (e.g., on the Internet) already contain poisoned data. If these datasets are not thoroughly checked for vulnerabilities, backdoors can be implemented in images without any problems, potentially allowing label flipping once triggered. To show how the metrics change, we used the Adversarial Robustness Toolbox (ART) [19], which is described later in this section.

Papers such as [12, 30] show examples of poisoning attacks against ML models with the goal of misclassifying images by imprinting specific target or random labels during training. To make these attacks successful, clean-label [27] and hidden-trigger [22] backdoor attacks are used to implement backdoors with optimization techniques. The work of Gu et al. [11] demonstrates that simple changes to an image can completely alter its classification. For example, the authors showed that a stop sign could be predicted as a speed limit sign using a simple pixel pattern in poisoned training data, reducing accuracy by 25%. This example highlights the need to improve security performance for ML models. The consequences for public safety, such as in traffic due to autonomous vehicles, could otherwise be tragic. To identify these vulnerabilities during the training of an ML model, we show how the risk of an attack can be measured during training and inference.

Non-Poisoning-Based Attacks. This type of backdoor attack does not tamper with the training data to embed the backdoor into the model but rather changes the model itself [8]. One direction is to utilize physical attack vectors [4], such as Rowhammer [18], to flip the bits in the memory where the model parameters are stored [21]. Another direction is to tamper with the training process so that some of the executed processor instructions are skipped, resulting in incorrect evaluation of activation functions [6]. Without a backdoor, this technique can also be used during the inference phase to incur non-targeted evasion [5].

Another branch of non-poisoning attacks are structure-modified backdoor attacks that change the model structure of benign models. This can be done by inserting a small number of malicious neurons into the already trained network [26]. Another approach simply replaces the original model by the backdoored model, given that the attacker has access rights [13].

2.2 Adversarial Robustness Toolbox

The adversarial attacks and countermeasures can be implemented with the help of the Adversarial Robustness Toolbox (ART). Various backdoor attacks are available within ART, based on studies such as [11, 27]. These are implemented by specifying parameters such as the number of training and test data to be poisoned, labels to be poisoned, and which label should be used as a target for misclassification. Once the attack has been successfully executed using ART, the framework can return the effect of the attack depicted as ML metrics. It should be noted that the metrics are calculated according to the robustness measures described in [2, 17, 29]. This means that the metrics can then be output to show the differences between benign and poisoned data as Table 4 shows for the case study. Afterward, ISO/IEC 27004:2016 [1] can be consulted to ensure that these results are measured and classified correctly.

In order to measure the risk of backdoor attacks, we proceed according to the requirements from ISO/IEC 27004:2016 which is described in the following section.

2.3 Risk Management for Machine Learning

With ISO/IEC 27004:2016, the goal is to evaluate and improve the performance of information security through risk measurement [1]. Its focus lies on the measurement, analysis, and evaluation of an organization's system and its information security management system (ISMS). The standard specifies a measurement process designed to fulfill these requirements.

The first step in the measurement process is to specify the attributes, which are determined by the information needs of stakeholders. Measurement methods are then used to measure each attribute. The output of these measurement methods is the base measures, with each base measure corresponding to an attribute. The next step involves computing derived measures using measurement functions to analyze the data. Measurement functions combine two or more base measures (e.g., by computing the average value or adding them together). The analytical model combines the derived measures and decision criteria to compute a value called the indicator. This indicator is used to interpret the measurement results and suggest possible changes to improve security performance in relation to the information needs.

3 DEFINITION OF ATTRIBUTES FOR THE RISK MEASUREMENT

Breier et al. [3] proposed a risk management framework tailored for organizations that utilize NN for their business use cases. They argued that with the introduction of NN, specific risks need to be taken into account. They suggested using the attacker's knowledge and goal, attack time, and specificity to classify attacks. In addition to these attributes, accuracy is repeatedly used as a metric to represent the amount of damage from backdoor attacks [11].

In this paper, we propose the following additional attributes to measure risk:

- **Computational Resources:** The minimum hardware resources an attacker needs to develop and execute their attack.
- **Attacker's Knowledge, Attacker's Goal, Attack Time, and Attack Specificity:** Attributes based on the work of Breier et al., which are further explained in Table 1.

3.1 Threat Model

Doynikova et al. [7] proposed a mapping process to differentiate collected attack data and map it to measure the attacker's effort. The mapping process is structured as follows: first, the attributes are derived at high-level and low-level. High-level data cannot be derived directly from the monitored raw data. All data that can be derived directly from the raw data are assigned to the low-level attributes. The core process in this threat model is the mapping between the low- and high-level attributes. Doynikova et al. describe that all high-level attributes represent the attacker, while low-level attributes are monitored data during the attack. Finally, this mapping should provide the ability to objectively measure an attacker's effort. For example, we represent the attacker's knowledge

by detailing the steps required, such as whether it is a blackbox or whitebox attack, which indicates what the attacker needs to know to execute the attack on a NN.

4 RISK MEASUREMENT FRAMEWORK BASED ON ISO/IEC 27004:2016

This section elaborates on the concept of the Risk Measurement Framework (RMF), developed to measure the risk of adversarial attacks against NN by quantifying the impact of the attacks on the performance metrics of the models. The architecture of the RMF is designed based on the requirements of the ISO/IEC 27004:2016 standard, which aims to establish a systematic approach to the measurement of information security risks. The framework comprises several components, including a data collector and a risk evaluator, whose goal is to calculate the risk value.

4.1 Data

The implemented framework acquires data from a tested NN. The effort of an attacker is measured based on their knowledge, goal, attack specificity (all the three parameters are monitored in terms of steps [9]), the computational resources at their disposal (CPU, GPU, memory), and the attack time. A step is a non-negative integer that represents a sub-goal the attacker must achieve to execute the attack successfully. We developed the steps based on the implemented attacks of ART which are which in turn are implemented with the works of [11, 27] among others. For example, the steps include tasks such as choosing a backdoor, implementing an optimization function, train the original dataset and a proxy classifier. The extent of damage is evaluated through metrics such as F1-Score, average precision, average recall, and accuracy, which are the resulting output of the ART framework attacks.

4.2 Architecture

The framework is designed based on the requirements of ISO/IEC 27004:2016 [1], which means the declaration of objects and attributes is the first part. As stated in Section 4.1, the effort of the attacker and the extent of damage are measured separately.

Attributes. The following attributes used in this framework were proposed and adopted from the work of Breier et al. [3] – the knowledge and goal of an attacker, specificity, and time of an attack. Accuracy (after the attack) is a common adversarial ML metric used to depict the level of successful misclassification by a backdoor attack [11]. Computational resources is an attribute newly included in this work. Every attribute is mapped to a measurement method that measures the training and inference time of the original and manipulated NN. These attributes are listed in Table 1.

The attacker’s knowledge is an attribute that represents everything the attacker needs to know about the NN. The attacker’s goal depicts what the attacker needs to do to achieve their goal based on the information of the attacker’s knowledge. Attack specificity consists of the steps required to implement an attack that changes a label to a specific or random label. This specificity is particularly relevant for backdoor attacks because a backdoor attack can be targeted or untargeted. For attack time, the framework measures the interval of how long the attack takes, including the training and inference time. Due to the indistinguishability of the original

Table 1: Attributes used in the proposed RMF and their description.

Attribute	Description
Attacker’s knowledge	White-box or black-box attack described in steps.
Attacker’s goal	Steps to achieve the goal with the executed attack.
Attack time	Time in seconds to measure the training with the executed attack.
Attack specificity	Steps to execute an attack on a specific or random image label.
Computational resources	Minimum hardware resources to execute the attack.
Accuracy	ML metric to show the difference between the original and poisoned dataset.
F1-Score, Average Precision, and Average Recall	Attribute to show the difference between the original and poisoned dataset for each image.

and manipulated NN with respect to the three identified attributes, a comparative analysis with other attacks and their objectives is required for differentiation. This analysis was performed by executing two different attacks on one NN. In this work, we were able to distinguish between the original and manipulated NN by measuring differences in computational resources, accuracy, F1-Score, average precision, and average recall.

Measurement. The next step in the architecture is the summarization of the values to determine the extent of damage and the attacker’s effort. ISO/IEC 27004:2016 specifies this summarization with measurement functions (e.g., base measures calculated into derived measures). This process of calculating relevant attributes for the extent of damage and the attacker’s effort was conducted through a threat modeling approach, where the measured values monitored during the attack were mapped to the attacker’s effort [7]. This mapping process was further translated into measurement functions to quantify the attacker’s effort in terms of computational resources, attack time, and the number of steps taken by the attacker.

In the framework, average precision, average recall, and F1-Score were calculated based on the results of the F1-Score, average precision, and average recall. The composite extent of damage is computed by integrating the values of average precision, average recall, F1-Score, and accuracy. The composite attacker’s effort is computed by integrating the values of attack time, computational resources, and the number of steps taken by the attacker.

To compute these values, it is necessary to unify them into non-negative numbers. This unification for the extent of damage starts with reversing the poisoned value, as the goal of an attack is to decrease the metric values as much as possible. Since accuracy and other ML metrics are represented as percentages and thus lie between 0 and 100% (or 0 and 1), the RMF reverses these values. For example, if the accuracy is 0.06 (or 6%), the RMF converts this

Table 2: Proposed metrics to show the risk of an attack in the RMF.

Metric	Description
Attack steps	All steps added together to show the effort in steps.
Attack time	Time an attacker needs to execute their attack together with the training and inference time.
Computational resources	Minimum hardware resources an attacker needs to execute their attack.
Extent of damage	Computed damage after executing the attack.

value to 0.94 out of 1. This allows the value to appropriately reflect how much the accuracy decreases the overall risk.

By applying this calculation, it can be verified that the damage severity decreases as the poisoned value decreases. This relationship can be observed through the composite metric, which captures the impact of the poisoned value on the system’s overall performance. As the poisoned value decreases, the system’s ability to accurately predict outcomes improves, leading to a reduction in the overall damage severity. This relationship can be quantitatively assessed through the composite metric, providing a robust means of evaluating the impact of the poisoned value on the system.

As of now, it is not possible to standardize the attacker’s effort values because there is no consistent metric that accounts for the variability in attack time (in seconds), computational resources (hardware usage in percent and MB), and attack steps (non-negative natural number). Unlike the poisoned value, which has a direct and measurable impact on the system’s overall performance, the attacker’s effort values are influenced by a range of complex and interrelated factors that cannot be easily quantified or normalized. Therefore, the extent of damage and the values for the attacker’s effort must be considered separately in the results. The metrics are listed in Table 2.

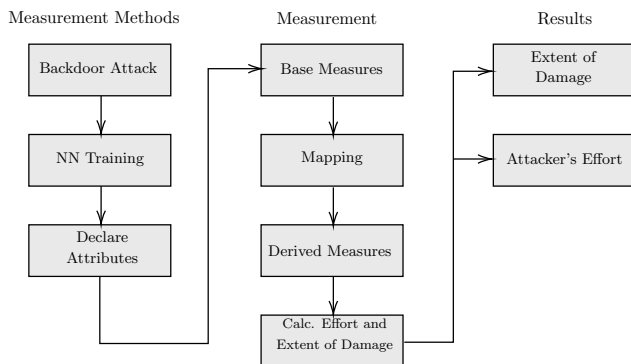


Figure 1: Complete architecture of the RMF with a correctly placed NN during the measurement process.

4.3 Attack Implementation

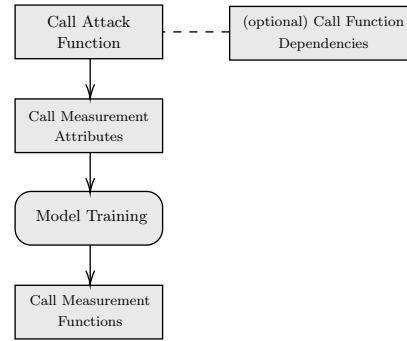


Figure 2: Flowchart on how to utilize the framework in a hierarchical order.

Figure 2 shows how to utilize the framework, which is implemented in Python using the ART Python package. First, the user selects an attack for the measurement by calling the appropriate function and its necessary dependencies. Then, the user chooses the attributes to be measured and calls the measurement methods after the training part in the NN. In the final step, the functions to compute and evaluate the monitored data are utilized. The implemented backdoor attacks are based on the work of Gu et al. [11] and Turner et al. [27].

4.4 Case Study: Street Sign Detection

A case study was conducted where the RMF was used to measure the extent of an attack on an example NN shown in Figure 3. The NN was trained using a dataset of German street signs, as described in [25], which contains 133,000 images with 70 labels. These labels are clustered into categories such as Speed limit, Prohibitory, Derestriction, Mandatory, Danger, and Unique signs. Furthermore, the NN lacks countermeasures to assess the maximum possible extent of damage and the minimal effort required by an attacker. The goal is also to compare the training and inference performance before and after a successful attack. Due to the lack of data, it is not possible to compare the attack with NNs that have implemented countermeasures or different types of attacks.

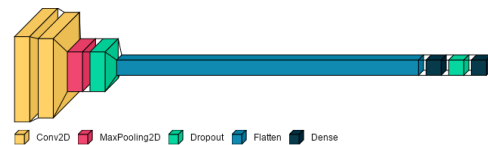


Figure 3: Layered view of the described NN from Table 3 without the input layer.

The computer used to train the model and execute the attack is equipped with an AMD Ryzen 7 5800X 8-Core Processor running at 3.80 GHz, 16 GB of RAM, and an NVIDIA GeForce RTX 3060 Ti graphics card. Table 4 shows the data measured with the original

Table 3: NN architecture generated with the Keras Python package.

Activation function	Keras layer	Shape
None	Input Layer	30, 30, 3
ReLU	Convolutional 2D	28, 28, 32
ReLU	Convolutional 2D	26, 26, 64
None	Max Pooling 2D	13, 13, 64
None	Dropout	13, 13, 64
None	Flatten	10816
ReLU	Dense	128
None	Dropout	128
Softmax	Dense (Output Layer)	43

Table 4: Measured data once with the original dataset and once with the poisoned dataset.

Attribute	Original value	Poisoned value
Accuracy	0.94	0.06
Average Precision	0.96	0.02
Average Recall	0.94	0.02
F1-Score	0.94	0.01

Table 5: Measured data during the attack without references to original values.

Attribute	Clean label backdoor
Computational resources	9% CPU, 8137.81MB GPU
Attacker’s knowledge	10 steps
Attacker’s goal	6 steps
Attack time	1037.23 seconds
Attack specificity	5 steps

dataset and the poisoned dataset. We execute the clean-label backdoor attack [27] by poisoning 50% of the training dataset on random images and classify all of them to label 10. As already mentioned in Section 2, it is possible to output the ML metrics for successful attacks with the ART. This makes it possible to show the risk posed by an attack and to compare how much the results deviate from the original metrics. Table 5 shows the data measured during the attack without references to the original values.

In summary, the following four values were the result of the measurement in the case study: 4.62 is the extent of damage. This value is calculated by inverting and adding the poisoned ML metrics. 21 attack steps originate by adding the knowledge, goal, and specificity together to get the overall steps that are needed to implement and execute the attack. 1037.23 seconds required for the NN to train along with the attack execution, and the computational resources used were 9% CPU usage and 8137.81 MB of GPU RAM usage. In the next section, these results and the measurement process will be evaluated and interpreted. Based on the risk analysis standard from the European Telecommunication Standards Institute (ETSI) [23],

Table 6: Classification of risks that is standardized by ETSI [23].

Risk	Description
Minor	The probability of an attack is low and there is no need for action.
Major	These risks should be handled seriously and be minimized with countermeasures.
Critical	Critical risks should be minimized as fast as possible with appropriate countermeasures.

this would be considered a critical risk as shown in Table 6. For road sign recognition in an autonomous vehicle, these results mean that each image with a backdoor gets a different label predicted, and thus, for example, a stop sign could be misclassified as a speed limit sign.

5 EVALUATION

The case study demonstrates the ability to measure the extent of damage based on the used attributes and the effort an attacker must expend, as per the requirements of ISO/IEC 27004:2016. Based on the collected data, the average precision, average recall, accuracy, and F1-Score represent the extent of a backdoor attack on a NN because the ART returns the differences between original and attacked NN.

We decided to invert the extent of damage result to demonstrate that the closer the results from the attack are to the lowest risk value, the better the security performance of the NN is. At the same time, higher effort values should represent a lower risk for the NN, indicating that the attack is becoming increasingly difficult.

Due to the lack of comparable data, it is not possible to present the risk in a plausible way. One way to compare the extent of damage is to utilize the individual data from the NN training with the original dataset. This makes it possible to compare how far apart the results are. If one uses the same calculation as for the calculation of the damage extent, then it comes out that with the original training dataset, 0.1 is calculated. This difference shows a possible goal to reduce the extent of the damage. If there is enough comparable data, a risk matrix could be created [23]. For the attacker’s effort, this is not possible because there is no comparable data that represents the effort for other attacks.

6 CONCLUSION

This paper shows that a risk measurement can show how much damage an attack can do on a NN and what an attacker has to do to perform the attack successfully. Performing this measurement process based on ISO/IEC 27004:2016 [1] during the development of a NN helps to improve the security performance to prevent possible attacks before deployment.

The results of the case study have shown that the misclassification represents a critical risk. This can be determined by the fact that no countermeasures were taken, which allows for the highest possible damage with a low effort for the attacker.

In the future if more attacks are measured in this way, then it will be possible to compare how easily an attacker can carry out an attack and what damage he can achieve with the corresponding effort. Adding the required effort for an attacker to the risk measurement makes it possible to increase the required resources an attacker has to utilize. It is therefore important that more attacks are measured in the future to implement more specific countermeasures in the development of a NN.

Acknowledgment. This research was funded by the European Commission, under the Horizon Europe project aerOS, grant number 101069732.

REFERENCES

- [1] 2016. *Information technology - Security techniques - Information security management - Measurement* (1st ed.). ISO.
- [2] Devansh Arpit, Stanislaw Jastrzebski, Nicolas Ballas, David Krueger, Emmanuel Bengio, Maxinder S. Kanwal, Tegan Maharaj, Asja Fischer, Aaron C. Courville, Yoshua Bengio, and Simon Lacoste-Julien. 2017. A Closer Look at Memorization in Deep Networks. In *Proceedings of the 34th International Conference on Machine Learning, ICML 2017, Sydney, NSW, Australia, 6-11 August 2017 (Proceedings of Machine Learning Research, Vol. 70)*, Doina Precup and Yee Whye Teh (Eds.). PMLR, 233–242. <http://proceedings.mlr.press/v70/arpit17a.html>
- [3] Jakob Breier, Adrian Baldwin, Helen Balinsky, and Yang Liu. 2020. Risk Management Framework for Machine Learning Security. *CoRR* abs/2012.04884 (2020). arXiv:2012.04884 <https://arxiv.org/abs/2012.04884>
- [4] Jakob Breier and Xiaolu Hou. 2022. How practical are fault injection attacks, really? *IEEE Access* 10 (2022), 113122–113130.
- [5] Jakob Breier, Xiaolu Hou, Dirmanto Jap, Lei Ma, Shivam Bhasin, and Yang Liu. 2018. Practical fault attack on deep neural networks. In *Proceedings of the 2018 ACM SIGSAC Conference on Computer and Communications Security*. 2204–2206.
- [6] Jakob Breier, Xiaolu Hou, Martin Ochoa, and Jesus Solano. 2022. FooBaR: Fault Fooling Backdoor Attack on Neural Network Training. *IEEE Transactions on Dependable and Secure Computing* (2022).
- [7] Elena Doynikova, Evgenia Novikova, Diana Gaifulina, and Igor V. Kotenko. 2020. Towards Attacker Attribution for Risk Analysis. In *Risks and Security of Internet and Systems - 15th International Conference, CRiSIS 2020, Paris, France, November 4-6, 2020, Revised Selected Papers (Lecture Notes in Computer Science, Vol. 12528)*. Springer, 347–353. https://doi.org/10.1007/978-3-030-68887-5_22
- [8] Jacob Dumford and Walter Scheirer. 2020. Backdooring convolutional neural networks via targeted weight perturbations. In *2020 IEEE International Joint Conference on Biometrics (IJCB)*. IEEE, 1–9.
- [9] Bundesamt für Sicherheit in der Informationstechnik (BSI). 2013. *Application of Attack Potential to Smartcards*. <https://www.commoncriteriaportal.org/files/supdocs/CCDB-2013-05-002.pdf>, accessed on 2022-15-04.
- [10] Jonas Geiping, Liam H. Fowl, W. Ronny Huang, Wojciech Czaja, Gavin Taylor, Michael Moeller, and Tom Goldstein. 2021. Witches’ Brew: Industrial Scale Data Poisoning via Gradient Matching. In *9th International Conference on Learning Representations, ICLR 2021, Virtual Event, Austria, May 3-7, 2021*. OpenReview.net. <https://openreview.net/forum?id=01olnfl1bD>
- [11] Tianyu Gu, Kang Liu, Brendan Dolan-Gavitt, and Siddharth Garg. 2019. BadNets: Evaluating Backdooring Attacks on Deep Neural Networks. *IEEE Access* 7 (2019), 47230–47244. <https://doi.org/10.1109/ACCESS.2019.2909068>
- [12] Matthew Jagielski, Alina Oprea, Battista Biggio, Chang Liu, Cristina Nita-Rotaru, and Bo Li. 2018. Manipulating Machine Learning: Poisoning Attacks and Countermeasures for Regression Learning. In *2018 IEEE Symposium on Security and Privacy, SP 2018, Proceedings, 21-23 May 2018, San Francisco, California, USA*. IEEE Computer Society, 19–35. <https://doi.org/10.1109/SP.2018.00057>
- [13] Yuanchun Li, Jiayi Hua, Haoyu Wang, Chunyang Chen, and Yunxin Liu. 2021. DeepPayload: Black-box backdoor attack on deep learning models through neural payload injection. In *2021 IEEE/ACM 43rd International Conference on Software Engineering (ICSE)*. IEEE, 263–274.
- [14] Yiming Li, Yong Jiang, Zhifeng Li, and Shu-Tao Xia. 2022. Backdoor learning: A survey. *IEEE Transactions on Neural Networks and Learning Systems* (2022).
- [15] Daniel Lowd and Christopher Meek. 2005. Adversarial learning. In *Proceedings of the eleventh ACM SIGKDD international conference on Knowledge discovery in data mining*. 641–647.
- [16] Shike Mei and Xiaojin Zhu. 2015. Using machine teaching to identify optimal training-set attacks on machine learners. In *Proceedings of the aaai conference on artificial intelligence*, Vol. 29.
- [17] Seyed-Mohsen Moosavi-Dezfooli, Alhussein Fawzi, and Pascal Frossard. 2016. DeepFool: A Simple and Accurate Method to Fool Deep Neural Networks. In *2016 IEEE Conference on Computer Vision and Pattern Recognition, CVPR 2016, Las Vegas, NV, USA, June 27-30, 2016*. IEEE Computer Society, 2574–2582. <https://doi.org/10.1109/CVPR.2016.282>
- [18] Onur Mutlu and Jeremie S Kim. 2019. Rowhammer: A retrospective. *IEEE Transactions on Computer-Aided Design of Integrated Circuits and Systems* 39, 8 (2019), 1555–1571.
- [19] Maria-Irina Nicolae, Mathieu Sinn, Tran Ngoc Minh, Ambrish Rawat, Martin Wistuba, Valentina Zantedeschi, Ian M. Molloy, and Benjamin Edwards. 2019. Adversarial Robustness Toolbox v1.0.0. *CoRR* abs/1807.01069 (2019). arXiv:1807.01069 <https://arxiv.org/pdf/1807.01069.pdf>
- [20] Nicolas Papernot, Patrick McDaniel, Ian Goodfellow, Somesh Jha, Z Berkay Celik, and Ananthram Swami. 2017. Practical black-box attacks against machine learning. In *Proceedings of the 2017 ACM on Asia conference on computer and communications security*. 506–519.
- [21] Adnan Siraj Rakin, Zhezhi He, and Deliang Fan. 2020. Tbt: Targeted neural network attack with bit trojan. In *Proceedings of the IEEE/CVF Conference on Computer Vision and Pattern Recognition*. 13198–13207.
- [22] Aniruddha Saha, Akshayvarun Subramanya, and Hamed Pirsiavash. 2020. Hidden Trigger Backdoor Attacks. In *The Thirty-Fourth AAAI Conference on Artificial Intelligence Conference, AAAI 2020, The Thirty-Second Innovative Applications of Artificial Intelligence Conference, IAAI 2020, The Tenth AAAI Symposium on Educational Advances in Artificial Intelligence, EAAI 2020, New York, NY, USA, February 7-12, 2020*. AAAI Press, 11957–11965. <https://doi.org/10.1609/AAAI.V34I07.6871>
- [23] Benjamin Scherbaum. 2022. <https://cybersecurity-navigator.de/norm/293>, accessed on 2022-05-19.
- [24] Reza Shokri, Marco Stronati, Congzheng Song, and Vitaly Shmatikov. 2017. Membership inference attacks against machine learning models. In *2017 IEEE Symposium on Security and Privacy (SP)*. IEEE, 3–18.
- [25] Johannes Stallkamp, Marc Schlipsing, Jan Salmen, and Christian Igel. 2011. The German Traffic Sign Recognition Benchmark: A multi-class classification competition. In *The 2011 International Joint Conference on Neural Networks, IJCNN 2011, San Jose, California, USA, July 31 - August 5, 2011*. IEEE, 1453–1460.
- [26] Ruixiang Tang, Mengnan Du, Ninghao Liu, Fan Yang, and Xia Hu. 2020. An embarrassing simple approach for trojan attack in deep neural networks. In *Proceedings of the 26th ACM SIGKDD international conference on knowledge discovery & data mining*. 218–228.
- [27] Alexander Turner, Dimitris Tsipras, and Aleksander Madry. 2018. Clean-label backdoor attacks. (2018). <https://people.csail.mit.edu/madry/lab/cleanlabel.pdf>
- [28] Shun Yao Wang, Ryan K. L. Ko, Guangdong Bai, Naipeng Dong, Taejun Choi, and Yanjun Zhang. 2024. Evasion Attack and Defense on Machine Learning Models in Cyber-Physical Systems: A Survey. *IEEE Commun. Surv. Tutorials* 26, 2 (2024), 930–966. <https://doi.org/10.1109/COMST.2023.3344808>
- [29] Tsui-Wei Weng, Huan Zhang, Pin-Yu Chen, Jinfeng Yi, Dong Su, Yupeng Gao, Cho-Jui Hsieh, and Luca Daniel. 2018. Evaluating the Robustness of Neural Networks: An Extreme Value Theory Approach. In *6th International Conference on Learning Representations, ICLR 2018, Vancouver, BC, Canada, April 30 - May 3, 2018, Conference Track Proceedings*. OpenReview.net. <https://openreview.net/forum?id=BkUHIMZ0b>
- [30] Fahri Anil Yerlikaya and Şerif Bahtiyar. 2022. Data poisoning attacks against machine learning algorithms. *Expert Systems with Applications* 208 (2022), 118101. <https://doi.org/10.1016/j.eswa.2022.118101>