

Towards Lightweight Graph Neural Network Search with Curriculum Graph Sparsification

Beini Xie*
xiebeini.2020@tsinghua.org.cn
DCST, Tsinghua University
Beijing, China

Heng Chang*
changh17@tsinghua.org.cn
DCST, Tsinghua University
Beijing, China

Ziwei Zhang
zw-zhang16@tsinghua.org.cn
DCST, Tsinghua University
Beijing, China

Zeyang Zhang
zy-zhang20@tsinghua.org.cn
DCST, Tsinghua University
Beijing, China

Simin Wu
wusm21@lzu.edu.cn
Lanzhou University
Lanzhou, China

Xin Wang[†]
xin_wang@tsinghua.edu.cn
DCST, BNRist, Tsinghua University
Beijing, China

Yuan Meng
yuanmeng@mail.tsinghua.edu.cn
DCST, Tsinghua University
Beijing, China

Wenwu Zhu[†]
wwzhu@tsinghua.edu.cn
DCST, BNRist, Tsinghua University
Beijing, China

ABSTRACT

Graph Neural Architecture Search (GNAS) has achieved superior performance on various graph-structured tasks. However, existing GNAS studies overlook the applications of GNAS in resource-constrained scenarios. This paper proposes to design a joint graph data and architecture mechanism, which identifies important sub-architectures via the valuable graph data. To search for optimal lightweight Graph Neural Networks (GNNs), we propose a Lightweight Graph Neural Architecture Search with Curriculum Graph Sparsification and Network Pruning (GASSIP) approach. In particular, GASSIP comprises an operation-pruned architecture search module to enable efficient lightweight GNN search. Meanwhile, we design a novel curriculum graph data sparsification module with an architecture-aware edge-removing difficulty measurement to help select optimal sub-architectures. With the aid of two differentiable masks, we iteratively optimize these two modules to search for the optimal lightweight architecture efficiently. Extensive experiments on five benchmarks demonstrate the effectiveness of GASSIP. Particularly, our method achieves on-par or even higher node classification performance with half or fewer model parameters of searched GNNs and a sparser graph.

CCS CONCEPTS

• **Computing methodologies** → **Semi-supervised learning settings; Neural networks.**

*The two first authors made equal contributions.

[†]Corresponding authors. DCST is the abbreviation of Department of Computer Science and Technology. BNRist is the abbreviation of Beijing National Research Center for Information Science and Technology.

Permission to make digital or hard copies of part or all of this work for personal or classroom use is granted without fee provided that copies are not made or distributed for profit or commercial advantage and that copies bear this notice and the full citation on the first page. Copyrights for third-party components of this work must be honored. For all other uses, contact the owner/author(s).
KDD '24, August 25–29, 2024, Barcelona, Spain
© 2024 Copyright held by the owner/author(s).
ACM ISBN 979-8-4007-0490-1/24/08.
<https://doi.org/10.1145/3637528.3671706>

KEYWORDS

Graph Neural Network, Graph Sparsification, Neural Architecture Search

ACM Reference Format:

Beini Xie, Heng Chang, Ziwei Zhang, Zeyang Zhang, Simin Wu, Xin Wang, Yuan Meng, and Wenwu Zhu. 2024. Towards Lightweight Graph Neural Network Search with Curriculum Graph Sparsification. In *Proceedings of the 30th ACM SIGKDD Conference on Knowledge Discovery and Data Mining (KDD '24)*, August 25–29, 2024, Barcelona, Spain. ACM, New York, NY, USA, 11 pages. <https://doi.org/10.1145/3637528.3671706>

1 INTRODUCTION

Graph data is ubiquitous in our daily life ranging from social networks [55] and protein interactions [39] to transportation [43] and transaction networks [33]. Graph Neural Networks (GNNs) are effective for their ability to model graphs in various downstream tasks such as node classification, link prediction, graph clustering, and graph classification [6, 7, 16, 18, 26]. In order to utilize the graph structure, many GNNs like GCN [24], GAT [40], and GraphSAGE [19] build the neural architecture following the message-passing paradigm [15]: nodes receive and aggregate messages from neighbors and then update their own representations. However, facing diverse graph data and downstream tasks, the manual design of GNNs is laborious. Graph Neural Architecture Search (GNAS) [14, 17, 27, 35, 45] tackles this problem and bears fruit for automating the design of high-performance GNNs.

Compared to traditional GNAS, lightweight GNAS offers a wider range of application scenarios by reducing computing resource requirements. Recently, how to modify graph data to unlock the potential of various graph models is a crucial question in data-centric graph learning [48]. This is especially essential for lightweight GNNs due to the trade-off between model capacity and data volume while existing studies have overlooked the significance of this need. Despite concerns about the accuracy of lightweight models, the lottery ticket hypothesis [10, 12] suggests that sub-networks, which remove unimportant parts of the neural network, can achieve

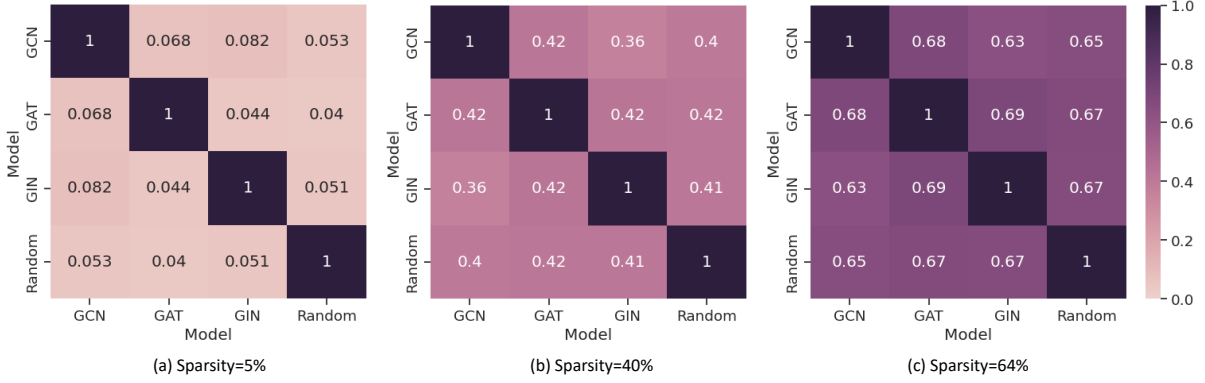


Figure 1: Overlaps of removed edges for GCN, GAT, GIN, and Random under different graph data sparsification.

comparable performance to the full network. Therefore, the core objective of lightweight GNAS is to efficiently search for the effective sub-architecture corresponding to the high-performance sub-networks. As a result, to achieve the objective of lightweight GNAS, we need to address the two challenges:

- (1) How to effectively search for GNN sub-architectures?
- (2) How to efficiently conduct lightweight GNAS?

Regarding the issue of *effectiveness*, graph neural sub-architectures remain black-box due to neural network complexity [23, 35, 37, 60]. This black-box issue becomes even more significant when graph sparsification is taken into account, which is demonstrated by the following observation:

Observation: Different architectures have their views of redundant information.

For illustration, as shown in Figure 1, we first train structure masks for three manual-designed GNNs: GCN, GAT, and GIN. Then, we remove edges with the lowest mask scores, and the remove ratio is controlled by a sparsity parameter $p\%$. We calculate the overlaps in the removed edges $s(M_1, M_2) = \frac{(A-M_1) \cap (A-M_2)}{p\%|\mathcal{E}|}$, where M_1, M_2 are trained binarized structure masks under different manual-designed GNNs. We also add a baseline Random which randomly removes $p\%$ edges to demonstrate the low similarities between various masks. We could see that the removal edges are diverse especially when the number of removal edges is small, which indicates the difference in architectures' judgment for the structure redundancy. This observation indicates the optimization of GNN architecture is essential for a graph with a given sparsity. By leveraging the information provided by the sparse graph, we can identify the corresponding sub-architectures.

Regarding the issue of *efficiency*, directly realizing the lightweight GNAS goal with a first-search-then-prune pipeline would suffer from large computational costs since it needs two GNN training sessions and is therefore undesirable. Instead, joint optimization by viewing the search and pruning stages as a whole would simplify the optimization process and ease the burden of computation.

In this paper, we propose Lightweight Graph Neural Architecture Search with Curriculum Graph Sparsification and Network Pruning (GASSIP) based on the following intuition: the underlying assumption of graph sparsification is the existence of a sparse graph that can preserve the accuracy of the full graph for given tasks [10,

32, 37, 61]. Therefore, it is reasonable to infer that the effective sub-architecture plays a crucial role in processing the informative sparse graph. As shown in Figure 2, GASSIP performs iterative data and architecture optimization through two components: operation-pruned architecture search and curriculum graph data sparsification. The former component helps to construct lightweight GNNs with fewer parameters and the latter one helps to search for more effective lightweight GNNs. In particular, we conduct operation pruning with a differentiable operation weight mask to enable the identification of important parts of the architecture in the operation-pruned architecture search. Meanwhile, in the curriculum graph data sparsification, we use a differentiable graph structure mask to identify useful edges in graphs and further help search for optimal sub-architectures. To conduct a proper judgment of useful/redundant graph data information, we exploit curriculum learning [25, 34, 42, 49] with an edge-removing difficulty estimator and sample(nodes) reweighting to learn graph structure better.

Meanwhile, our designed joint search and pruning mechanism has comparable accuracy and is far more efficient compared with the first-search-then-pruning pipeline, as shown in experiments. The graph data and operation-pruned architectures are iteratively optimized. Finally, GASSIP generates the optimal sub-architecture and a sparsified graph.

Our contributions are summarized as follows:

- We propose an operation-pruned efficient architecture search method for lightweight GNNs.
- To recognize the redundant parts of graph data and further help identify effective sub-architectures, we design a novel curriculum graph data sparsification algorithm by an architecture-aware edge-removing difficulty measurement.
- We propose an iterative optimization strategy for operation-pruned architecture search and curriculum graph data sparsification, while the graph data sparsification process assists the sub-architecture searching.
- Extensive experiments on five datasets show that our method outperforms vanilla GNNs and GNAS baselines with half or even fewer parameters. For example, on the Cora dataset, we improve vanilla GNNs by 2.42% and improve GNAS baselines by 2.11%; the search cost is reduced from 16 minutes for the first-search-then-prune pipeline to within one minute.

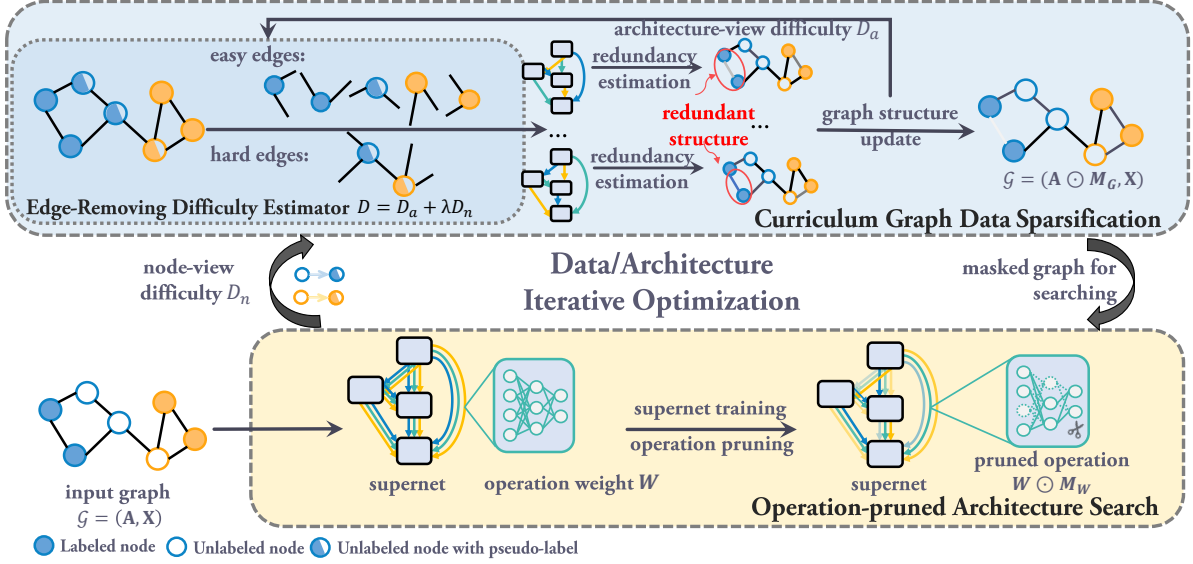


Figure 2: The iterative training framework of GASSIP. The graph data and architecture parameters are iteratively optimized. The operation-pruned architecture search first receives the current learned graph structure and then interactively performs supernet training and operation pruning. For the curriculum graph data sparsification, it estimates edge-removing difficulty from node- and architecture-view and updates the graph structure via architecture sampling and sample reweighting.

2 RELATED WORK

2.1 Graph Neural Architecture Search

The research of Graph Neural Architecture Search (GNAS) has flourished in recent years for automating the GNN architecture design [3, 36, 46, 52, 56, 57]. We refer the readers to the GNAS survey [58] for details. GraphNAS [14] is the first attempt to build the GNN search space and utilizes reinforcement learning to find the optimal architecture. For a more efficient search, many works [5, 28, 59] adopt the differentiable architecture search algorithm. On a continuous relaxation of the search space, all candidate operations are mixed via architecture parameters, which are updated with operation parameters. Considering the certain noises in graph data, GASSO [35] conducts a joint optimization for architecture and graph structure. All previous works only focus on searching for high-performance architectures but overlook searching for a lightweight GNN. As far as we know, the most related work to ours is ALGNN [4]. ALGNN searches for lightweight GNNs with multi-objective optimization, but it neglects the vital role of the graph structure, which is important not only for graph representation learning but also for guiding the graph neural architecture search. Aside from the GNAS literature, Yan et al. [47] also proposed HM-NAS to improve the architecture search performance by loosening the hand-designed heuristics constraint with three hierarchical masks on operations, edges, and network weights. In contrast, our focus is different from HM-NAS as we aim to search for a lightweight GNN considering co-optimizing the graph structure. To achieve this goal, we design a novel lightweight graph neural architecture search algorithm that exploits graph data to select optimal lightweight GNNs with a mask on network weights.

2.2 Graph Data Sparsification

Graph data sparsification is to sparsify the graph structure which removes several edges, maintains the information needed for downstream tasks, and allows efficient computations [31, 53]. Some methods rebuild the graph structure through similarity-related kernels based on node embeddings. For example, GNN-Guard [54] exploits cosine similarity to measure edge weights. Additionally, some algorithms [32, 61] leverage neural networks to produce intermediate graph structures and then use discrete sampling to refine the graph structure. Furthermore, the direct learning algorithm [10, 35, 50] takes the edge weights as parameters by learning a structure mask and removing lower-weight edges. In this paper, we perform graph data sparsification through graph structure learning using the tools from curriculum learning and jointly conduct the architecture search.

2.3 Lightweight Graph Neural Networks

The key to building lightweight neural networks is reducing the model parameters and complexity, which further enables neural networks to be deployed to mobile terminals. GNN computation acceleration [1, 11, 13] poses a faster computation for GNNs. Knowledge distillation [21, 22] follows a teacher-student learning paradigm and transfers knowledge from resource-intensive teacher models to resource-efficient students but keeps performance. Network pruning enables more zero elements in weight matrices. As a result, pruned networks have quicker forward passes for not requiring many floating-point multiplications. For example, [10, 51] leverage the iterative magnitude-based pruning and [29] uses the gradual magnitude pruning to prune model weights.

3 PRELIMINARIES

Let $\mathcal{G} = (\mathbf{A}, \mathbf{X})$ denotes one graph with N nodes $\mathcal{V} = \{\mathcal{V}_L, \mathcal{V}_U\}$, where \mathcal{V}_L is the labeled node set and \mathcal{V}_U is the unlabeled node set, $\mathbf{A} \in \mathbb{R}^{N \times N}$ represents the adjacency matrix (the graph structure) and $\mathbf{X} \in \mathbb{R}^{N \times D_0}$ represents the input node features. \mathcal{E} is the edge set in \mathcal{G} .

For a node classification task with C classes, given a GNN f , it upgrades the node representations through feature transformation, message propagation, and message aggregation, and outputs node predictions $\mathbf{Z} \in \mathbb{R}^{N \times C}$:

$$\mathbf{Z} = f(\mathbf{A}, \mathbf{X}; \mathbf{W}), \quad (1)$$

where \mathbf{W} denotes network weights. The objective function of the semi-supervised node classification task is the cross-entropy loss between predictions and ground truth labels, denoted as \mathcal{L}_{clf} .

3.1 Differentiable Graph Neural Architecture Search

The goal of GNAS could be formulated as a bi-level optimization problem [30]:

$$\begin{aligned} \alpha^* &= \arg \min_{\alpha} \mathcal{L}_{val}(\mathbf{W}^*(\alpha), \alpha) \\ \text{s. t. } \mathbf{W}^*(\alpha) &= \arg \min_{\mathbf{W}} \mathcal{L}_{train}(\mathbf{W}, \alpha), \end{aligned} \quad (2)$$

where α is the architecture parameter indicating the GNN architecture, and \mathbf{W} is the learnable weight parameters for all candidate operations. $\mathbf{W}^*(\alpha)$ is the best weight for current architecture α based on the training set and α^* is the best architecture according to validation set.

Here, we resort to the Differentiable Neural Architecture Search (DARTS) [30] algorithm to conduct an efficient search. Considering the discrete nature of architectures, DARTS adopts continuous relaxation of the architecture representation and enables an efficient search process. In particular, DARTS builds the search space with the directed acyclic graph (DAG) (shown as supernet in Figure 2) and each directed edge (i, j) is related to a mixed operation based on the continuous relaxation $\bar{o}^{(i,j)}(\mathbf{x}_i) = \sum_{o \in \mathcal{O}} \frac{\exp(\alpha_o^{(i,j)})}{\sum_{o' \in \mathcal{O}} \exp(\alpha_{o'}^{(i,j)})} o^{(i,j)}(\mathbf{x}_i)$,

where \mathbf{x}_i is the input of node i in DAG, \mathcal{O} stands for the candidate operation set (e.g., message-passing layers), and α is the learnable architecture parameter. In the searching phase, weight and architecture parameters are iteratively optimized based on the gradient descent algorithm. In the evaluation phase, the best GNN architecture is induced from mixed operations for each edge in DAG, and the optimal GNN is trained for final evaluation.

Nonetheless, the problem Eq.2 does not produce lightweight GNNs. Next, we introduce the lightweight graph neural architecture search problem and our proposed method.

4 LIGHTWEIGHT GNAS

In this section, we introduce our lightweight GNAS algorithm, GASSIP, in detail. First, we formulate the corresponding problem in Sec. 4.1. Then, we describe the curriculum graph data sparsification algorithm in Sec. 4.3. Finally, we introduce the iterative optimization algorithm of the curriculum graph data sparsification and operation-pruned architecture search in Sec. 4.4.

4.1 Problem Formulation

Here, we introduce two learnable differentiable masks $\mathbf{M}_G, \mathbf{M}_W$ for the graph structure \mathbf{A} and operation weights \mathbf{W} in the supernet. The value of the operation weight mask indicates the importance level of operation weights in the architecture and therefore helps to select important parts in GNN architectures. The trained graph structure mask could identify useful edges and remove redundant ones and thus helps to select important architectures while searching.

The goal of GASSIP could be formulated as the following optimization problem:

$$\begin{aligned} \alpha^* &= \arg \min_{\alpha} \mathcal{L}_{val}(\mathbf{A} \odot \mathbf{M}_G^*, \mathbf{W}^* \odot \mathbf{M}_W^*, \alpha) \\ \text{s. t. } \mathbf{W}^*, \mathbf{M}_W^* &= \arg \min_{\mathbf{W}, \mathbf{M}_W} \mathcal{L}_{train}(\mathbf{A} \odot \mathbf{M}_G^*, \mathbf{W} \odot \mathbf{M}_W, \alpha), \\ \mathbf{M}_G^* &= \arg \min_{\mathbf{M}_G} \mathcal{L}_{struct}(\mathbf{A} \odot \mathbf{M}_G, \mathbf{W} \odot \mathbf{M}_W, \alpha), \end{aligned} \quad (3)$$

where \odot denotes the element-wise product operation, \mathbf{M}_G^* indicates the best structure mask based on the current supernet and the structure loss function \mathcal{L}_{struct} , \mathbf{W}^* and \mathbf{M}_W^* are optimal for α and current input graph structure $\mathbf{A} \odot \mathbf{M}_G^*$. The target of GASSIP is to find the best discrete architecture according to the architecture parameters α , obtain the sparsified graph based on the structure mask \mathbf{M}_G and get the pruned network from the weight mask \mathbf{M}_W . In practice, we use sparse matrix-based implementation, which means that \mathbf{M}_G is a $|\mathcal{E}|$ -dimensional vector.

4.2 Operation-pruned Architecture Search

We leverage network pruning, which reduces the number of trained parameters, to build lightweight GNNs. In contrast with directly building smaller GNNs with fewer hidden channels, building GNNs with reasonable hidden channels and then performing pruning could realize the lightweight goal without compromising accuracy. In GASSIP, we prune the operation in the supernet while searching and name it the operation-pruned architecture search. Specifically, we co-optimize candidate operation weights \mathbf{W} and their learnable weight mask $\mathbf{M}_W = \sigma(\mathbf{S}_W)$ in the searching phase, where \mathbf{S}_W is a trainable parameter and σ is a sigmoid function which restricts the mask score between 0 and 1. The differentiable operation weight mask helps to identify important weights in operations.

4.3 Curriculum Graph Data Sparsification

Effective sub-architectures could better utilize useful graph information to compete with full architectures. Useful graph data could help to select the most important parts of the GNN architecture while unsuitable removal of the graph data may mislead the sub-architecture searching process. Here, we exploit graph structure learning to help search for optimal sub-architectures. Besides, we conduct a further graph sparsification step which removes redundant edges after the whole training procedure. The calculation of message-passing layers includes the edge-level message propagation, in which all nodes receive information from their neighbors with $|\mathcal{E}|$ complexity. A sparser graph, compared to a dense graph, has less inference cost because of the decrease in edge-wise message propagation. Hence, eliminating several edges in graph data helps to reduce the model complexity and boosts the model inference efficiency.

In this section, we answer the first question in the Sec. 1 and propose our curriculum graph data sparsification algorithm to guide the lightweight graph neural architecture search in a positive way. A successful graph sparsification could recognize and remove redundant edges in the graph structure. For GNNs, it is natural to identify structure redundancy as edges with low mask scores. However, for GNAS, plenty of architectures are contained in one supernet while different architectures have their own views of redundant information, which is illustrated by observation in Sec. 1.

Structure Redundancy Estimation. In order to estimate the graph structure redundancy, we exploit structure learning and formulate the graph structure mask \mathbf{M}_G with the sigmoid function σ :

$$\mathbf{M}_G = \sigma(\mathbf{S}_G - \gamma), \quad (4)$$

where $\mathbf{S}_G \in \mathbb{R}^{N \times N}$ is a learnable mask score parameter and γ is a learnable mask threshold parameter which helps to control the graph data sparsity. The number of non-zero elements in \mathbf{S}_G equals $|\mathcal{E}|$. The sigmoid function restricts the graph structure mask score into $(0, 1)$. Smaller structure mask scores indicate that corresponding edges are more likely to be redundant. The structure mask is differentiable and updated through the calculated gradient of the loss function \mathcal{L}_{struct} .

Intuitively, if an edge is redundant, it would be regarded as a redundant one no matter what the architecture is. If the updated gradients are consistent under several architectures, we have more confidence to update the structure mask score. Considering the Observation, we propose to leverage backward gradients on different architectures to formulate the structure mask update confidence. In particular, we first sample top- K architectures $\{a_1, a_2, \dots, a_K\}$ from the supernet according to the product of the candidate operation probability in each layer:

$$a \sim P_K(O, \alpha). \quad (5)$$

We calculate the backward gradient $\nabla_{\mathbf{S}_G}^{a_i} = \nabla_{\mathbf{S}_G} \mathcal{L}_{struct}(f_{a_i}(\mathbf{A} \odot \mathbf{M}_G, \mathbf{X}))$ for each sampled architecture $\{a_i, i = 1, 2, \dots, K\}$. Then, we exploit the standard deviation of $\nabla_{\mathbf{S}_G}^{a_i}$ to construct the structure mask update confidence $\text{std}(\nabla_{\mathbf{S}_G}^a)$. The final update for the structure mask is formulated as:

$$\nabla_{\mathbf{S}_G} = \frac{\sum_{i=1}^K \nabla_{\mathbf{S}_G}^{a_i}}{K \text{std}(\nabla_{\mathbf{S}_G}^a)}, \quad \mathbf{S}_G \leftarrow \mathbf{S}_G - \eta \nabla_{\mathbf{S}_G}. \quad (6)$$

$$\nabla_{\gamma} = \frac{\sum_{i=1}^K \nabla_{\gamma}^{a_i}}{K}, \quad \gamma \leftarrow \gamma - \eta \nabla_{\gamma}. \quad (7)$$

Curriculum Design. Some redundant edges are easier to recognize than others. For example, if several architectures have different judgments of one edge's redundancy, it is hard to decide whether this edge should be removed or not. For GNAS, false structure removal in the early stage of searching may misguide the search process. As a result, we introduce curriculum learning into the graph sparsification process based on the architecture-aware edge-removing difficulty measurement and the sample re-weighting strategy. Our method belongs to a more general definition of curriculum learning in which we schedule the training process by softly reweighting and selecting sample nodes rather than directly controlling the node difficulty [42].

Specifically, we evaluate the architecture-aware edge-removing difficulty from two views: the architecture view and the node view. From the architecture view, if several architectures have disparate judgments of mask update, the corresponding edge moving should be more difficult. For edge e_{ij} between node i and node j , the edge-removing difficulty under the architecture-view is defined as

$$\mathcal{D}_a(e_{ij}) = \text{std}(\nabla_{\mathbf{S}_G, ij}^a), \quad (8)$$

where std indicates the standard deviation. It is worth mentioning that $\mathcal{D}_a(e_{ij})$ has already been calculated in the structure redundancy estimation step, which could be saved in memory without repeating the calculation.

From the node view, edges that link similar nodes are harder to remove and nodes with a lower information-to-noise ratio have more difficult edges. Here, we measure the information-to-noise ratio with label divergence. Therefore, the node-view edge-removing difficulty is evaluated as:

$$\mathcal{D}_n(e_{ij}) = f_{\cos}(\mathbf{z}_i, \mathbf{z}_j) + \lambda_1 \frac{\sum_{j \in \mathcal{N}_i} I(\hat{y}_j \neq \bar{y}_i)}{|\mathcal{N}_i|}, \quad (9)$$

where λ_1 is a hyper-parameter balancing the node-view difficulty, \mathcal{N}_i denotes neighbors of node i . $I()$ is the 0-1 indicator function and f_{\cos} represents the cosine similarity function. \mathbf{z}_i stands for the final representation of node i calculated in the architecture parameter training phase. \hat{y}_i represents the predicted label and \bar{y}_i is the pseudo-label assigned based on predictions for the output \mathbf{z}_i :

$$\bar{y}_i = \begin{cases} \hat{y}_i, & i \in \mathcal{V}_U \\ y_i, & i \in \mathcal{V}_L. \end{cases} \quad (10)$$

Considering the inseparable nature of edges and the ease of usage of nodes in the loss function, we build the node difficulty based on the architecture-aware edge-removing difficulty. We use the sample reweighting strategy during the structure mask training based on the node difficulty.

$$\mathcal{D}(e_{ij}) = \mathcal{D}_a(e_{ij}) + \lambda_2 \mathcal{D}_n(e_{ij}) \quad (11)$$

$$\mathcal{D}(i) = \frac{\sum_{j \in \mathcal{N}_i} \mathcal{D}(e_{ij})}{|\mathcal{N}_i|}, \quad (12)$$

where λ_2 is a hyper-parameter. In this way, the node difficulty is defined as the average edge-removing difficulty for all its neighbors.

Following the idea of Hard Example Mining [38], we regard difficult edges are more informative and need to be weighted more in training. We assign nodes with higher node/edge-removing difficulty and higher sample weights. The node weight is calculated as

$$\theta_i = \text{softmax}(\mathcal{D}(i)), \quad i \in \mathcal{V} \quad (13)$$

Based on node weights \mathbf{v} , the loss function of graph sparsification for sampled architecture a is

$$\mathcal{L}_{struct} = \sum_{i \in \mathcal{V}_L} \theta_i (\mathcal{L}_{clf}(f_a(\mathbf{A} \odot \mathbf{M}_G, \mathbf{X}), \bar{y}_i) + \beta \mathcal{L}_{ent}(\mathbf{M}_G)), \quad (14)$$

where \mathcal{L}_{clf} is the classification loss based on the assigned pseudo-labels. \mathcal{L}_{ent} is the mean entropy of each non-zero element in \mathbf{M}_G , which forces the mask score to be close to 0 or 1. β is a hyper-parameter balancing the classification and entropy loss.

The overall curriculum graph data sparsification algorithm is summarized in Algorithm 1. In line 1, pseudo-labels are assigned

based on the supernet predictions. Then the node weights in \mathcal{L}_{struct} are updated via edge-removing difficulty calculation in Line 2. In Lines 3-7, K architectures are sampled from the supernet, structural gradients are calculated and the structure mask is updated.

Algorithm 1 Curriculum Graph Data Sparsification.

Input: The graph data $\mathcal{G}(\mathbf{A}, \mathbf{X})$, candidate operations \mathcal{O} , architecture parameters α ;

Output: The structure mask \mathbf{M}_G .

- 1: Assign pseudo-labels \tilde{y} as shown in Eq. 10;
 - 2: Update edge difficulty and assign node weight \mathbf{v} in Eq. 13;
 - 3: Sample K architectures $\{a_1, a_2, \dots, a_K\}$ from the supernet according to Eq. 5;
 - 4: **for** i in $\{1, 2, \dots, K\}$ **do**
 - 5: Obtain $\nabla_{S_G}^{a_i}$;
 - 6: **end for**
 - 7: Calculate structure mask update confidence $\text{std}(\nabla_{S_G}^a)$;
 - 8: Update the structure mask \mathbf{M}_G based on Eq. 6 and Eq. 7;
 - 9: **return** the structure mask \mathbf{M}_G .
-

4.4 An Iterative Optimization Approach

In this section, we introduce the solution to the second question in the introduction and solve the optimization problem in Eq. 3 in an iterative manner.

Since the informative continuous graph structure helps to select proper operations from the search space while redundant graph data (e.g., noise edges) will deteriorate the architecture search result, we iteratively perform graph sparsification and architecture search optimization. Using the valuable graph data, we pinpoint key components of the GNN for both operations and weights. Furthermore, the introduction of two trainable masks in Eq. 3 enables us to efficiently select useful graph structures and essential parts of the architecture. Fully differentiable parameters, according to DARTS algorithms, can cut the search time of lightweight GNNs from several hours [4] to minutes (shown in Sec. 5.3).

Training Procedure. We summarize the whole training procedure in Algorithm 2. Lines 1-6 provide the detailed training process of GASSIP. For the first r warm-up epochs, only candidate operation weights and their masks are updated. Then, the operation weights/masks, structure masks, and architecture parameters are iteratively optimized by calculating the gradient descending of objectives in Eq. 3. In practice, the pruning mask becomes quite sparse after several iterations. Therefore, the pruning is mostly sparse matrix multiplication, which is more efficient compared with dense matrix multiplication.

After finishing training, the continuous graph structure mask and operation weight mask are binarized to perform graph sparsification and operation pruning in Line 7. In detail, we initialize binarized structure mask $\tilde{\mathbf{M}}_G = \mathbf{M}_G$ and remove edges that have mask values lower than the threshold γ : $\tilde{\mathbf{M}}_{G,ij} = 0$, if $\mathbf{M}_{G,ij} < \gamma$. Meanwhile, to formulate the binarized weight mask $\tilde{\mathbf{M}}_W$, we force the operation weight mask values that have non-positive values to zero and weights that have positive mask scores to one. The zero elements will not be trained during the evaluation phase.

Algorithm 2 The Detailed Algorithm of GASSIP.

Input: The graph data $\mathcal{G}(\mathbf{A}, \mathbf{X})$, candidate operation set \mathcal{O} , training epoch number T , warm up epoch number r ;

Output: The sparsified graph $\mathcal{G}_{sp}(\mathbf{A} \odot \tilde{\mathbf{M}}_G, \mathbf{X})$, optimal lightweight architecture $f_a(\mathcal{G}_{sp}; \mathbf{W} \odot \tilde{\mathbf{M}}_W)$.

- 1: **for** $t \leftarrow 1$ to T **do**
 - 2: Update candidate operation weights \mathbf{W} and their masks \mathbf{M}_W ;
 - 3: **if** $t < r$ **then**
 - 4: continue;
 - 5: **end if**
 - 6: Training graph structure mask \mathbf{M}_G following Algorithm 1;
 - 7: Update architecture parameters α ;
 - 8: **end for**
 - 9: Get the binarized structure mask $\tilde{\mathbf{M}}_G$ and the binarized weight mask $\tilde{\mathbf{M}}_W$;
 - 10: Induce the optimal GNN architecture a ;
 - 11: Return the sparsified graph $\mathcal{G}_{sp}(\mathbf{A} \odot \tilde{\mathbf{M}}_G, \mathbf{X})$ and the optimal lightweight architecture $f_a(\mathcal{G}_{sp}; \mathbf{W} \odot \tilde{\mathbf{M}}_W)$.
-

At last, the final evaluation is conducted based on the sparsified graph \mathcal{G}_{sp} and the induced pruned architectures $f_a(\mathcal{G}_{sp}; \mathbf{W} \odot \tilde{\mathbf{M}}_W)$.

5 EXPERIMENTS

In this section, we conduct experiments to demonstrate the effectiveness and efficiency of the proposed algorithm, GASSIP. We also display ablation studies of different components in GASSIP, the sensitivity analysis for hyper-parameters, the robustness of GASSIP, and details of the searched architectures. In addition, the experimental settings are deferred in the Appendix.

5.1 Experimental Results

Analysis of Model Accuracy. We compared GASSIP with vanilla GNNs and automated baselines on the node classification task on five datasets in Table 1. The test accuracy (mean \pm std) is reported over 100 runs under different random seeds. We find that our proposed algorithm outperforms other baselines in all five datasets. Meanwhile, we can observe that the stds are relatively small, therefore the searched result is not sensitive to the choice of random seed. Among all baselines, only DropEdge and GASSO are able to conduct graph sparsification/graph structure learning. DropEdge surpasses the automated baselines in some scenarios, which proves the possible performance improvements of removing edge. In comparison, GASSIP selects removing edges with curriculum sparsification jointly with architecture search rather than random sampling. Compared with GASSO, on the one hand, GASSO directly uses the supernet performance as the classification results without inducing an optimal architecture, which hinders its application in memory-limited scenarios. On the other hand, our method further conducts an edge deleting step after the graph structure learning and is able to perform operation pruning, which makes the searched GNNs more lightweight. Meanwhile, GASSIP achieves better performance than GUASS on smaller graphs, but GUASS could handle graphs with more nodes and edges as it is specially developed for large-scale datasets. However, our trained model is more lightweight

Table 1: Experimental results for node classification. The test accuracy is averaged for 100 runs (mean±std) using different seeds. OOM means out-of-memory. The best results are in bold.

Method		Cora	CiteSeer	PubMed	Physics	Ogbn-Arxiv
Vanilla GNNs	GCN [24]	80.93±0.67	70.39±0.66	79.37±0.39	97.43±0.12	70.57±0.41
	GAT [40]	80.78±0.93	67.40±1.26	78.46±0.31	97.76±0.11	69.40±0.35
	ARMA [2]	81.18±0.62	69.31±0.70	78.51±0.38	96.34±0.08	70.79±0.36
Graph Sparsification	DropEdge [37]	82.42±0.65	70.45±0.73	77.51±0.74	96.67±0.19	69.33±0.36
	NeuralSparse [61]	81.14±0.70	70.64±0.42	78.12±0.31	97.86±0.45	OOM
	PTDNet [32]	82.42±0.65	70.45±0.73	77.51±0.74	96.47±0.38	OOM
GNAS	DARTS [30]	81.65±0.48	70.00±0.94	79.42±0.36	98.28±0.07	70.58±0.25
	GraphNAS [14]	81.33±0.84	70.92±0.61	78.87±0.61	97.45±0.06	OOM
	GASSO [35]	81.09±0.91	68.20±1.09	78.15±0.59	98.06±0.11	70.52±0.31
	GAUSS [17]	82.05±0.21	70.80±0.41	79.48±0.16	96.76±0.08	71.85±0.41
Ours	GASSIP	83.20±0.42	71.41±0.57	79.50±0.30	98.46±0.06	71.30±0.23

and therefore can be applied in scenarios where computational resources are limited, which does not apply to GUASS.

Analysis of Model Parameters. We further visualized the relationship between model parameter counts and classification test accuracy in scatter plots shown in Figure 3. Except for manually-designed GNNs (GCN, GAT, DropEdge) and GNAS methods (DARTS, GraphNAS), we also compare with an iteratively magnitude-based pruning (IMP) method on GCN [10] and the unified GNN sparsification (UGS) framework [10]. IMP iteratively removes $p_1\%$ (we set $p_1 = 20\%$) weights and retrains GCN from rewinding weights. UGS simultaneously prunes the graph structure and the model weights also in an iteratively magnitude-based pruning way. We set the iterative edge removing probability $p_2 = 5\%$. We report the best test performance of IMP and UGS based on the validation performance. The hidden size of various baselines is kept the same for each dataset to make a fair comparison.

As shown in Figure 3, GASSIP achieves higher performance with fewer parameter counts. For the Cora dataset, GASSIP reserves only 50% parameters compared with GCN and 13% compared with GAT. For CiteSeer, our method has 8% parameter counts compared with GAT and 15% compared with ARMA. For Physics, the proposed method keeps only 6% parameters compared to GAT. Among all baselines, only DropEdge, UGS, and GASSIP (with * in Figure 3) could generate sparsified graph. DropEdge needs to load the whole graph in memory to perform edge sampling in each GNN layer. As a result, only UGS and GASSIP have the potential to reduce the inference cost from the edge-level message propagation calculation. When Co-considering the model parameters and the graph sparsity, our proposed method keeps only 13%~50% parameter counts compared to vanilla GNN baselines and removes 7%~17% edges on Cora, keeps 8%~50% model parameters and eliminates 8%~19% edges on CiteSeer.

5.2 Ablation Study

To get a better understanding of the functional components in GASSIP, we further conduct ablation studies on operation pruning and the curriculum graph sparsification parts. Figure 4 shows bar

plots of the test accuracy on Cora and Physics. We evaluate the performance under the same search/training hyper-parameters and report the average accuracy over 100 runs. We compare our method with three variants: *w/o op prn* means to search without pruning operations and only perform curriculum graph data sparsification, *w/o sp* stands for searching architectures without the curriculum graph data sparsification and only conduct operation pruning, *w/o cur* indicates search architectures with the graph data sparsification part but without the curriculum scheduler.

By comparing GASSIP with its *w/o sp* variant in light green, we could find that GASSIP gains performance improvement from the curriculum graph sparsification part largely. This phenomenon shows that the graph sparsification component leads the operation-pruned architecture search in a positive way and further substantiates the effectiveness of leveraging data to search optimal sub-architectures. Within the curriculum graph sparsification part, performing graph sparsification (graph structure learning) with the curriculum scheduler (*w/o op prn*) behaves better than without it (*w/o cur*). Therefore, the curriculum scheduler helps to learn the graph structure mask better. Besides, the iterative optimization of graph data and operation-pruned architecture works well in gaining performance improvement.

To further illustrate the effectiveness of graph sparsification in our method, we add a new ablation study to substitute our graph sparsification algorithm with DropEdge [37], which conducts random edge dropping in the differentiable architecture search process. The classification accuracy on Cora is 79.42±0.63 (DARTS 81.65±0.48, ours 83.20±0.42). This result shows that poorly designed edge removal may be harmful to architecture search.

5.3 Efficiency Analysis

Search efficiency. We compare the search efficiency of GNAS methods in Table 4 here. Based on the differentiable architecture search algorithm, GASSIP is more efficient than GraphNAS, which searches architectures with reinforcement learning. The DARTS+UGS baseline represents the first-search-then-prune method which first searches architectures and then conducts network pruning and graph data

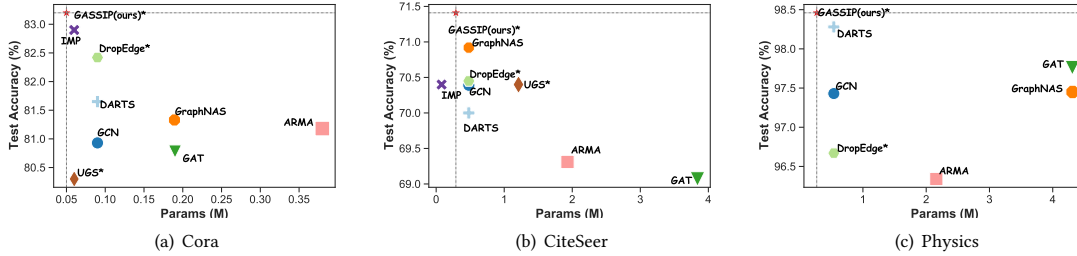


Figure 3: Scatter plots showing the relationship between the total number of model parameters and node classification performance on (a) Cora, (b) CiteSeer, and (c) Physics. Methods with * are able to perform graph sparsification. Scatters in the upper left show higher classification performance with lower parameter counts.

Table 2: Results under noisy edges.

# noisy edge	GCN	GAT	DropEdge	PTDNet	NeuralSparse	GraphNAS	GASSO	DARTS	UGS	GASSIP
1k	78.37±0.47	77.99±0.75	78.16±0.44	77.16±1.27	79.24±0.51	79.14±0.46	78.73±0.90	78.57±0.63	78.65±0.53	79.26±0.49
5k	69.14±0.55	67.42±0.74	68.28±0.63	66.48±1.23	68.68±0.53	71.28±0.59	70.76±0.95	71.76±0.88	69.49±0.62	73.80±0.64

Table 3: Defensive performance under non-targeted attack (Mettack [63]).

Dataset	GCN	GAT	Arma	DropEdge	GCN-Jaccard	RGCN	GraphNAS	GASSO	DARTS	GASSIP
Cora	66.93±1.06	68.61±2.24	65.09±1.28	68.48±1.44	69.89±1.19	67.20±1.02	70.05±1.27	66.51±2.76	61.05±1.32	73.05±0.69
CiteSeer	56.20±1.46	62.31±1.46	60.11±1.30	56.16±1.74	56.97±1.90	57.40±0.96	62.09±3.41	57.88±2.09	61.59±1.13	65.52±0.45

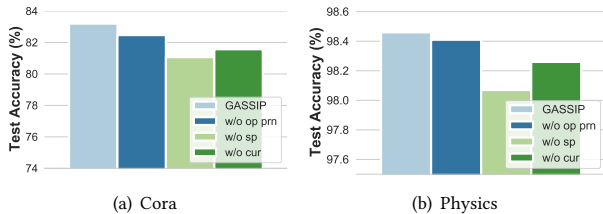


Figure 4: Ablation study for GASSIP under scenarios of without operation pruning (w/o op prn), without graph data sparsification (w/o sp), without curriculum scheduler (w/o cur).

sparsification. It is loaded with heavy searching, pruning, and re-training costs, which is far less efficient than GASSIP.

Table 4: Searching time cost for GNAS methods.

Methods	DARTS	DART+UGS	GASSO	GraphNAS	GASSIP
Search Time (min)	0.55	15.79	0.62	223.80	0.98

Retraining efficiency. We show the (re-)training time cost (s) of searched GNNs in Table 5. For GNAS methods, we report the retraining time of searched GNNs. For manual-designed GNNs, we directly report the training time. For a fair comparison, we fix training epochs as 300 and report the averaged training time over 100 runs. Results on three datasets illustrate that the training time

model searched by GASSIP is the least compared to all baselines, which indicates the efficiency of lightweight GNNs searched by GASSIP.

Table 5: (Re-)training time (s) for searched GNNs averaged over 100 runs.

Methods	GCN	GAT	ARMA	DropEdge	DARTS	GraphNAS	GASSIP
Cora	2.53	3.59	2.56	2.61	2.09	3.57	2.19
CiteSeer	2.73	3.73	3.17	2.85	3.40	3.98	2.51
Physics	11.19	70.67	79.96	13.15	10.47	64.81	5.55

5.4 Sensitivity Analysis

hyper-parameters λ_1 and λ_2 . We further conduct a sensitivity analysis for curriculum learning hyper-parameters λ_1 and λ_2 in Figure 5. Larger λ_1 indicates that the label divergence is more important in difficulty calculation in our curriculum algorithm while larger λ_2 suggests that node similarity matters more. In the edge-removing difficulty measurement, with these two node difficulty terms ($\lambda_1 > 0, \lambda_2 > 0$) have greater performance than without them ($\lambda = 0$), which further illustrates the difficulty measurement in our curriculum algorithm is reasonable.

hyper-parameters K . We conduct a sensitivity analysis experiment for hyper-parameter K and the results are shown in Table 6. As the sampled architecture number K in graph structure redundancy estimation gets larger, the classification performance first increases and then drops. A smaller K indicates that only a few

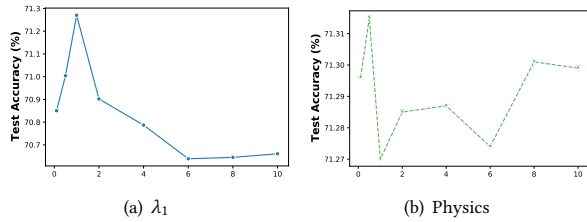


Figure 5: Lineplots for hyper-parameters (a) λ_1 (fix $\lambda_2 = 1$) and (b) λ_2 (fix $\lambda_1 = 1$).

architectures that are most likely to be selected by NAS are sampled to evaluate the redundancy of the graph structure. When $K = 1$, only the top-1 architecture induced by current α is sampled. However, it may not be enough to estimate the redundancy, leading to poor graph sparsification. A larger K includes more architectures in the redundancy estimation. Still, it may contain a lot more architectures that are unlikely to be selected in the search phase and cause poor classification results. As a result, we choose K to be 2 in our experiment. We will add this sensitivity analysis in our revision.

Table 6: Sensitivity analysis for sampled architecture number.

K	1	2	4	8
Cora	81.62±0.67	83.20±0.44	82.11±0.49	81.97±0.41
CiteSeer	69.42±0.69	71.42±0.56	70.58±0.48	70.23±0.48
Physics	98.34±0.04	98.46±0.06	98.29±0.01	98.30±0.02

5.5 Defend against Adversarial Attacks

By incorporating the graph data into the optimization process, our method can effectively handle noisy or attackers’ manipulated data. By incorporating the graph data into the optimization process, our method can effectively handle noisy data or data that has been manipulated by attackers [8, 9, 20, 41]. Specifically, the curriculum graph sparsification allows GASSIP to filter out edges that are either noisy or have been added maliciously by attackers. As a result, our approach exhibits a degree of robustness in the face of such adversarial scenarios.

Noisy Data. We compare our methods with various baselines such as graph sparsification methods like DropEdge [37], PTDNet [32], and NeuralSparse [61] on noisy Cora data by randomly adding 1k/5k edges in Table 2. This result demonstrates that when there exist noisy edges, GASSIP could achieve the best performance compared with baselines.

Poisoning Data. To prove the defensive potential of our joint data and architecture optimization algorithm in countering adversarial attacks, we conduct experiments on perturbed data including comparison with state-of-the-art defensive methods like GCN-Jaccard [44] and RGCN [62]. Table 3 demonstrates that GASSIP exhibits defensive abilities against perturbed data. However, in order to further enhance its robustness against adversaries, it is necessary to develop special designs tailored to attack settings. Despite this, the current experiment clearly illustrates that incorporating

data into the optimization objective function has the potential to alleviate the detrimental effects caused by adversaries.

6 SEARCHED ARCHITECTURES IN DETAIL

We follow the literature of graph NAS and construct the supernet as in GASSO and AutoAttend. Here, we provide the searched GNN architecture by GASSIP in Table 7.

Table 7: Search Architectures by GASSIP.

Dataset	Searched Architecture
Cora	<i>GCNConv</i> <i>SAGEConv</i>
CiteSeer	<i>GCNConv</i> <i>SAGEConv</i>
PubMed	<i>GCNConv</i> <i>ArmaConv</i>
Physics	<i>Linear</i> <i>GCNConv</i>
Ogbn-Arxiv	<i>GCNConv</i> <i>ArmaConv</i> <i>GATConv</i>

7 COMPARISON WITH LIGHTWEIGHT GNNS

We further compare with UGS [10], [29], and [51] on Cora and CiteSeer in the following table. The results show that our proposed method outperforms these three baselines in terms of classification accuracy with the same level of model parameters.

Table 8: Comparison with lightweight GNNS

Method	UGS [10]	[29]	[51]	GASSIP
Cora	80.30	81.88	82.83	83.20
CiteSeer	70.40	71.23	70.48	71.41

8 CONCLUSION AND FUTURE WORKS

In this paper, we propose an efficient lightweight graph neural architecture search algorithm, GASSIP. It iteratively optimizes graph data and architecture through curriculum graph sparsification and operation-pruned architecture search. Our method can reduce the inference cost of searched GNNs at the architecture level by reducing the model parameters, and at the data level by eliminating redundant edges. To the best of our knowledge, this is the first work to search for lightweight GNN considering both data and architecture. Our future works include evaluating GASSIP on other large-scale graphs, providing a theoretical analysis of the convergence of our iterative optimization algorithm, and developing a unified benchmark for lightweight GNAS.

ACKNOWLEDGMENTS

This work is supported by the National Key Research and Development Program of China No.2023YFF1205001, National Natural Science Foundation of China (No. 62222209, 62250008, 62102222, 62206149), Beijing National Research Center for Information Science and Technology under Grant No. BNR2023RC01003, BNR2023TD03006, and Beijing Key Lab of Networked Multimedia.

REFERENCES

- [1] Sergi Abadal, Akshay Jain, Robert Guirado, Jorge López-Alonso, and Eduard Alarcón. 2021. Computing graph neural networks: A survey from algorithms to accelerators. *ACM Computing Surveys (CSUR)* 54, 9 (2021), 1–38.
- [2] Filippo Maria Bianchi, Daniele Grattarola, Lorenzo Livi, and Cesare Alippi. 2021. Graph neural networks with convolutional arma filters. *IEEE Transactions on Pattern Analysis and Machine Intelligence* (2021).
- [3] Jie Cai, Xin Wang, Haoyang Li, Ziwei Zhang, and Wenwu Zhu. 2024. Multimodal Graph Neural Architecture Search under Distribution Shifts. In *Proceedings of the AAAI Conference on Artificial Intelligence*, Vol. 38. 8227–8235.
- [4] Rongshen Cai, Qian Tao, Yufei Tang, and Min Shi. 2021. ALGNN: Auto-Designed Lightweight Graph Neural Network. In *Pacific Rim International Conference on Artificial Intelligence*. Springer, 500–512.
- [5] Shaofei Cai, Liang Li, Jincan Deng, Beichen Zhang, Zheng-Jun Zha, Li Su, and Qingming Huang. 2021. Rethinking Graph Neural Architecture Search From Message-Passing. In *Proceedings of the IEEE/CVF Conference on Computer Vision and Pattern Recognition (CVPR)*. 6657–6666.
- [6] Heng Chang, Jie Cai, and Jia Li. 2023. Knowledge Graph Completion with Counterfactual Augmentation. In *Proceedings of the ACM Web Conference 2023*. 2611–2620.
- [7] Heng Chang, Yu Rong, Tingyang Xu, Wenbing Huang, Somayeh Sojoudi, Junzhou Huang, and Wenwu Zhu. 2021. Spectral graph attention network with fast eigen-approximation. In *Proceedings of the 30th ACM International Conference on Information & Knowledge Management (CIKM)*. 2905–2909.
- [8] Heng Chang, Yu Rong, Tingyang Xu, Wenbing Huang, Honglei Zhang, Peng Cui, Xin Wang, Wenwu Zhu, and Junzhou Huang. 2022. Adversarial Attack Framework on Graph Embedding Models with Limited Knowledge. *IEEE Transactions on Knowledge and Data Engineering (TKDE)* (2022).
- [9] Heng Chang, Yu Rong, Tingyang Xu, Wenbing Huang, Honglei Zhang, Peng Cui, Wenwu Zhu, and Junzhou Huang. 2020. A restricted black-box adversarial framework towards attacking graph embedding models. In *Proceedings of the AAAI conference on Artificial Intelligence (AAAI)*, Vol. 34. 3389–3396.
- [10] Tianlong Chen, Yongduo Sui, Xuxi Chen, Aston Zhang, and Zhiyuan Wang. 2021. A unified lottery ticket hypothesis for graph neural networks. In *International Conference on Machine Learning*. PMLR, 1695–1706.
- [11] Xiaobing Chen, Yuke Wang, Xinfeng Xie, Xing Hu, Abanti Basak, Ling Liang, Mingyu Yan, Lei Deng, Yufei Ding, Zidong Du, et al. 2021. Rubik: A hierarchical architecture for efficient graph neural network training. *IEEE Transactions on Computer-Aided Design of Integrated Circuits and Systems* 41, 4 (2021), 936–949.
- [12] Jonathan Frankle and Michael Carbin. 2018. The lottery ticket hypothesis: Finding sparse, trainable neural networks. *arXiv preprint arXiv:1803.03635* (2018).
- [13] Qiang Fu, Yuede Ji, and H Howie Huang. 2022. TLPGNN: A Lightweight Two-Level Parallelism Paradigm for Graph Neural Network Computation on GPU. In *Proceedings of the 31st International Symposium on High-Performance Parallel and Distributed Computing*. 122–134.
- [14] Yang Gao, Hong Yang, Peng Zhang, Chuan Zhou, and Yue Hu. 2019. Graphnas: Graph neural architecture search with reinforcement learning. *arXiv preprint arXiv:1904.09981* (2019).
- [15] Justin Gilmer, Samuel S. Schoenholz, Patrick F. Riley, Oriol Vinyals, and George E. Dahl. 2017. Neural Message Passing for Quantum Chemistry. *International Conference on Learning Representations* (2017), 1263–1272.
- [16] Fangda Gu, Heng Chang, Wenwu Zhu, Somayeh Sojoudi, and Laurent El Ghaoui. 2020. Implicit graph neural networks. *Advances in Neural Information Processing Systems (NeurIPS)* 33 (2020), 11984–11995.
- [17] Chaoyu Guan, Xin Wang, Hong Chen, Ziwei Zhang, and Wenwu Zhu. 2022. Large-scale graph neural architecture search. In *International Conference on Machine Learning*. PMLR, 7968–7981.
- [18] Chaoyu Guan, Ziwei Zhang, Haoyang Li, Heng Chang, Zeyang Zhang, Yijian Qin, Jiyan Jiang, Xin Wang, and Wenwu Zhu. 2021. AutoGL: A Library for Automated Graph Learning. In *ICLR 2021 Workshop on Geometrical and Topological Representation Learning*.
- [19] William L. Hamilton, Rex Ying, and Jure Leskovec. 2017. Inductive Representation Learning on Large Graphs. In *NIPS*.
- [20] Ming Jin, Heng Chang, Wenwu Zhu, and Somayeh Sojoudi. 2021. Power up! Robust Graph Convolutional Network via Graph Powering. In *Proceedings of the AAAI Conference on Artificial Intelligence (AAAI)*, Vol. 35. 8004–8012.
- [21] Yongcheng Jing, Yiding Yang, Xinchao Wang, Mingli Song, and Dacheng Tao. 2021. Amalgamating knowledge from heterogeneous graph neural networks. In *Proceedings of the IEEE/CVF Conference on Computer Vision and Pattern Recognition*. 15709–15718.
- [22] Chaitanya K Joshi, Fayao Liu, Xu Xun, Jie Lin, and Chuan Sheng Foo. 2022. On representation knowledge distillation for graph neural networks. *IEEE Transactions on Neural Networks and Learning Systems* (2022).
- [23] Zhao Kang, Haiqi Pan, Steven C. H. Hoi, and Zenglin Xu. 2020. Robust Graph Learning From Noisy Data. *IEEE Transactions on Cybernetics* 50, 5 (2020), 1833–1843. <https://doi.org/10.1109/TCYB.2018.2887094>
- [24] Thomas N. Kipf and Max Welling. 2017. Semi-Supervised Classification with Graph Convolutional Networks. *International Conference on Learning Representations* (2017).
- [25] Haoyang Li, Xin Wang, and Wenwu Zhu. 2023. Curriculum graph machine learning: A survey. *arXiv preprint arXiv:2302.02926* (2023).
- [26] Jia Li, Yongfeng Huang, Heng Chang, and Yu Rong. 2022. Semi-supervised hierarchical graph classification. *IEEE Transactions on Pattern Analysis and Machine Intelligence* 45, 5 (2022), 6265–6276.
- [27] Yanxi Li, Zean Wen, Yunhe Wang, and Chang Xu. 2021. One-shot Graph Neural Architecture Search with Dynamic Search Space. In *AAAI Conference on Artificial Intelligence*.
- [28] Yanxi Li, Zean Wen, Yunhe Wang, and Chang Xu. 2021. One-shot Graph Neural Architecture Search with Dynamic Search Space. In *Thirty-Fifth AAAI Conference on Artificial Intelligence*. 8510–8517.
- [29] Chuang Liu, Xueqi Ma, Yinbing Zhan, Liang Ding, Dapeng Tao, Bo Du, Wenbin Hu, and Danilo Mandic. 2022. Comprehensive Graph Gradual Pruning for Sparse Training in Graph Neural Networks. *arXiv preprint arXiv:2207.08629* (2022).
- [30] Hanxiao Liu, Karen Simonyan, and Yiming Yang. 2018. Darts: Differentiable architecture search. *arXiv preprint arXiv:1806.09055* (2018).
- [31] Zirui Liu, Kaixiong Zhou, Zhimeng Jiang, Li Li, Rui Chen, Soo-Hyun Choi, and Xia Hu. 2023. DSpar: An Embarrassingly Simple Strategy for Efficient GNN Training and Inference via Degree-Based Sparsification. *Transactions on Machine Learning Research* (2023).
- [32] Dongsheng Luo, Wei Cheng, Wenchao Yu, Bo Zong, Jingchao Ni, Haifeng Chen, and Xiang Zhang. 2021. Learning to drop: Robust graph neural network via topological denoising. In *Proceedings of the 14th ACM international conference on web search and data mining*. 779–787.
- [33] Naoto Minakawa, Kiyoshi Izumi, Hiroki Sakaji, and Hitomi Sano. 2022. Graph Representation Learning of Banking Transaction Network with Edge Weight-Enhanced Attention and Textual Information. In *Companion Proceedings of the Web Conference 2022*. 630–637.
- [34] Yijian Qin, Xin Wang, Ziwei Zhang, Hong Chen, and Wenwu Zhu. 2024. Multi-task graph neural architecture search with task-aware collaboration and curriculum. *Advances in neural information processing systems* 36 (2024).
- [35] Yijian Qin, Xin Wang, Zeyang Zhang, and Wenwu Zhu. 2021. Graph differentiable architecture search with structure learning. *Advances in Neural Information Processing Systems* 34 (2021), 16860–16872.
- [36] Yijian Qin, Ziwei Zhang, Xin Wang, Zeyang Zhang, and Wenwu Zhu. 2022. Nas-bench-graph: Benchmarking graph neural architecture search. *Advances in neural information processing systems* 35 (2022), 54–69.
- [37] Yu Rong et al. 2020. Dropedge: Towards deep graph convolutional networks on node classification. *ICLR* (2020).
- [38] Abhinav Shrivastava, Abhinav Gupta, and Ross Girshick. 2016. Training region-based object detectors with online hard example mining. In *Proceedings of the IEEE conference on computer vision and pattern recognition*. 761–769.
- [39] Damian Szklarczyk, Annika L Gable, David Lyon, Alexander Junge, Stefan Wyder, Jaime Huerta-Cepas, Milan Simonovic, Nadezhda T Doncheva, John H Morris, Peer Bork, Lars J Jensen, and Christian von Mering. 2018. STRING v11: protein–protein association networks with increased coverage, supporting functional discovery in genome-wide experimental datasets. *Nucleic Acids Research* (2018).
- [40] Petar Veličković, Guillem Cucurull, Arantxa Casanova, Adriana Romero, Pietro Liò, and Yoshua Bengio. 2018. Graph Attention Networks. In *International Conference on Learning Representations*.
- [41] Xin Wang, Heng Chang, Beini Xie, Tian Bian, Shiji Zhou, Daixin Wang, Zhiqiang Zhang, and Wenwu Zhu. 2023. Revisiting adversarial attacks on graph neural networks for graph classification. *IEEE Transactions on Knowledge and Data Engineering* (2023).
- [42] Xin Wang, Yudong Chen, and Wenwu Zhu. 2021. A survey on curriculum learning. *IEEE transactions on pattern analysis and machine intelligence* 44, 9 (2021), 4555–4576.
- [43] Xiaoyang Wang, Yao Ma, Yiqi Wang, Wei Jin, Xin Wang, Jiliang Tang, Caiyan Jia, and Jian Yu. 2020. Traffic flow prediction via spatial temporal graph neural network. In *Proceedings of The Web Conference 2020*. 1082–1092.
- [44] Huijun Wu, Chen Wang, Yuriy Tyshetskiy, Andrew Docherty, Kai Lu, and Liming Zhu. 2019. Adversarial Examples for Graph Data: Deep Insights into Attack and Defense. In *Proceedings of the 28th International Joint Conference on Artificial Intelligence*. AAAI Press, 4816–4823.
- [45] Beini Xie, Heng Chang, Ziwei Zhang, Xin Wang, Daixin Wang, Zhiqiang Zhang, Rex Ying, and Wenwu Zhu. 2023. Adversarially robust neural architecture search for graph neural networks. In *Proceedings of the IEEE/CVF Conference on Computer Vision and Pattern Recognition*. 8143–8152.
- [46] Peng Xu, Lin Zhang, Xuanzhou Liu, Jiaqi Sun, Yue Zhao, Haiqin Yang, and Bei Yu. 2023. Do not train it: a linear neural architecture search of graph neural networks. In *International Conference on Machine Learning*. PMLR, 38826–38847.
- [47] Shen Yan, Biyi Fang, Faen Zhang, Yu Zheng, Xiao Zeng, Mi Zhang, and Hui Xu. 2019. Hm-nas: Efficient neural architecture search via hierarchical masking. In *Proceedings of the IEEE/CVF International Conference on Computer Vision Workshops*. 0–0.

- [48] Cheng Yang, Deyu Bo, Jixi Liu, Yufei Peng, Boyu Chen, Haoran Dai, Ao Sun, Yue Yu, Yixin Xiao, Qi Zhang, et al. 2023. Data-centric graph learning: A survey. *arXiv preprint arXiv:2310.04987* (2023).
- [49] Yang Yao, Xin Wang, Yijian Qin, Ziwei Zhang, Wenwu Zhu, and Hong Mei. 2024. Data-Augmented Curriculum Graph Neural Architecture Search under Distribution Shifts. *Proceedings of the AAAI Conference on Artificial Intelligence* 38, 15 (2024), 16433–16441.
- [50] Zhitao Ying, Dylan Bourgeois, Jiaxuan You, Marinka Zitnik, and Jure Leskovec. 2019. Gnnexplainer: Generating explanations for graph neural networks. *Advances in neural information processing systems* 32 (2019).
- [51] Haoran You, Zhihan Lu, Zijian Zhou, Y. Fu, and Yingyan Lin. 2021. Early-Bird GCNs: Graph-Network Co-optimization towards More Efficient GCN Training and Inference via Drawing Early-Bird Lottery Tickets. In *AAAI Conference on Artificial Intelligence*.
- [52] Wentao Zhang, Zheyu Lin, Yu Shen, Yang Li, Zhi Yang, and Bin Cui. 2022. Deep and Flexible Graph Neural Architecture Search. In *International Conference on Machine Learning*. PMLR, 26362–26374.
- [53] Xikun Zhang, Dongjin Song, and Dacheng Tao. 2023. Ricci Curvature-Based Graph Sparsification for Continual Graph Representation Learning. *IEEE Transactions on Neural Networks and Learning Systems* (2023).
- [54] Xiang Zhang and Marinka Zitnik. 2020. GnnGuard: Defending graph neural networks against adversarial attacks. *Advances in neural information processing systems* 33 (2020), 9263–9275.
- [55] Yanfu Zhang, Shangqian Gao, Jian Pei, and Heng Huang. 2022. Improving social network embedding via new second-order continuous graph neural networks. In *Proceedings of the 28th ACM SIGKDD Conference on Knowledge Discovery and Data Mining*. 2515–2523.
- [56] Zeyang Zhang, Xin Wang, Ziwei Zhang, Haoyang Li, Zhou Qin, and Wenwu Zhu. 2022. Dynamic graph neural networks under spatio-temporal distribution shift. *Advances in neural information processing systems* 35 (2022), 6074–6089.
- [57] Zeyang Zhang, Xin Wang, Ziwei Zhang, Guangyao Shen, Shiqi Shen, and Wenwu Zhu. 2024. Unsupervised graph neural architecture search with disentangled self-supervision. *Advances in Neural Information Processing Systems* 36 (2024).
- [58] Ziwei Zhang, Xin Wang, and Wenwu Zhu. 2021. Automated Machine Learning on Graphs: A Survey. In *Proceedings of the Thirtieth International Joint Conference on Artificial Intelligence, IJCAI-21*. 4704–4712.
- [59] Huan ZHAO, Quanming YAO, and Weiwei TU. 2021. Search to aggregate neighborhood for graph neural network. In *2021 IEEE 37th International Conference on Data Engineering (ICDE)*. 552–563.
- [60] Tong Zhao, Yozen Liu, Leonardo Neves, Oliver Woodford, Meng Jiang, and Neil Shah. 2021. Data augmentation for graph neural networks. In *Proceedings of the aaai conference on artificial intelligence*, Vol. 35. 11015–11023.
- [61] Cheng Zheng, Bo Zong, Wei Cheng, Dongjin Song, Jingchao Ni, Wenchao Yu, Haifeng Chen, and Wei Wang. 2020. Robust graph representation learning via neural sparsification. In *International Conference on Machine Learning*. PMLR, 11458–11468.
- [62] Dingyuan Zhu, Ziwei Zhang, Peng Cui, and Wenwu Zhu. 2019. Robust Graph Convolutional Networks Against Adversarial Attacks. In *Proceedings of the 25th ACM SIGKDD International Conference on Knowledge Discovery & Data Mining (KDD '19)*. 1399–1407.
- [63] Daniel Zügner and Stephan Günnemann. 2019. Adversarial Attacks on Graph Neural Networks via Meta Learning. In *International Conference on Learning Representations (ICLR)*.

A LIMITATIONS

The main purpose of this paper is to search for a lightweight GNN (*i.e.*, lightweight GNN design) that offers a wider range of application scenarios (*e.g.*, edge computing) by limited computational resource requirements. Therefore, the current implementation of GASSIP has difficulty to be integrated with graphs with billions of nodes, This difficulty of scalability commonly hinders both graph sparsification and current GNAS research in applications with contained resources without a specifically designed sampling strategy.

B EXPERIMENTAL SETTINGS

Dataset. We evaluate the node classification performance on 5 datasets: Cora, CiteSeer, PubMed, Physics, and Ogbn-Arxiv. The statistics of all datasets are shown in Table 9. The first three datasets follow a traditional semi-node classification train-valid-test split. Physics and Ogbn-Arxiv represent large datasets where we randomly split train:valid:test=50%:25%:25% for Physics and follow the default setting for Ogbn-Arxiv.

Table 9: Dataset statistics.

DATASET	#NODES	#EDGES	#FEATURES	#CLASSES
CORA	2,708	10,556	1,433	7
CITSEER	3,327	9,104	3,703	6
PUBMED	19,717	88,648	500	3
PHYSICS	34,493	495,924	8,415	5
OGBN-ARXIV	169,343	1,166,243	128	40

Baselines. We compare our method with representative hand-crafted GNNs: GCN [24], GAT [40], ARMA [2], and three graph sparsification methods: DropEdge [37], PTNet [32], and NeuralSparse [61]. We also compare with representative GNAS baselines, including DARTS [30], GraphNAS [14], GASSO [35], and GUASS [17]. We use GASSO as the representative of GNAS with structure learning.

Implementation Details. For GASSIP, we set the number of layers as 2 for CiteSeer, Cora, PubMed, Physics, and 3 for Ogbn-Arxiv. In building search space, we adopt *GCNConv* [24], *GATConv* [40], *SAGEConv* [19], *ArmaConv* [2], and *Linear* as candidate operations. Due to the memory limit, the search space is narrowed down to *GCNConv*, *GATConv*, *ArmaConv*, and *Linear* for Physics and Ogbn-Arxiv. The supernet is constructed as a sequence of layers, We set batch normalization (only for Physics and Ogbn-Arxiv) and dropout before each layer, and use ReLU as the activation function.

Detailed Hyper-parameters. For vanilla GNNs, we follow the hyper-parameters in the original paper except tuning hyper-parameters like hidden channels in {16, 64, 128, 256} and dropout in {0.5, 0.6, 0.8}. For GNAS methods, we use the Adam optimizer to learn parameters. We retrain for 100 runs on their searched optimal architectures to make a fair comparison of the architecture performance. For GASSIP, we fix the number of sampled architectures as $K = 2$, entropy loss the coefficient in curriculum graph data sparsification as $\beta = 0.001$, and the edge-removing difficulty hyper-parameters $\lambda_1 = 1, \lambda_2 = 1$. The supernet training epoch is fixed to 250 and the warm-up epoch number is set as $r = 10$.