






Vapour-liquid phase behaviour of primitive models of ionic liquids confined in disordered porous media

T. Hvozď ^{1,*}, T. Patsahan ^{1,2}, Yu. Kalyuzhnyi ^{1,3}, O. Patsahan ¹,
 M. Holovko ¹

¹ Institute for Condensed Matter Physics of the National Academy of Sciences of Ukraine, 1 Svientsitskii Str., 79011 Lviv, Ukraine

² Institute of Applied Mathematics and Fundamental Sciences, Lviv Polytechnic National University, 12 S. Bandera Str., 79013 Lviv, Ukraine

³ University of Ljubljana, Faculty of Chemistry and Chemical Technology, Večna pot 113, SI-1000 Ljubljana, Slovenia

Received April 17, 2024, in final form June 12, 2024

We develop a theory for the description of ionic liquids (ILs) confined in a porous medium formed by a matrix of immobile randomly placed uncharged particles. The IL is modelled as an electroneutral mixture of hard-sphere anions and flexible linear chain cations, represented by tangentially bonded hard spheres with the charge located on one of the terminal beads. The theory combines a generalization of the scaled particle theory, Wertheim's thermodynamic perturbation theory, and the associative mean-spherical approximation and allows one to obtain analytical expressions for the pressure and chemical potentials of the matrix–IL system. Using the theory, we calculate the vapour–liquid phase diagrams for two versions of the IL model, i.e., when the cation is modelled as a dimer and as a chain, in a complete association limit. The effects of the matrix confinement and of the non-spherical shape of the cations on the vapour–liquid phase diagrams are studied.

Key words: ionic liquids, disordered porous medium, chain-like cations, vapour–liquid phase diagrams

1. Introduction

We dedicate the article to the memory of Ihor Yukhnovsky, who recently passed away, and who, starting from the 1950s, made a significant contribution to the development of the theory of electrolyte solutions. He founded a scientific school on the theory of ionic systems in Lviv, of which the authors of this article have the honor to be a part.

Ionic liquids (ILs) are a subclass of molten salts with a melting temperature lower than 373 K. In general, ILs are composed of organic cations with either inorganic or organic anions. There are many possibilities of making ILs due to the variety of ions and the variations in side chains of the ions. ILs and ionic solutions of complex molecular ions, due to their unique physical and chemical properties, play an important role in fundamental research and have an important applied value in modern technological processes [1–5]. A significant part of technological applications is based on the properties of ionic liquids in porous materials. In particular, ILs in porous electrodes are potentially important in innovative electrochemistry [6, 7]. The presence of a porous medium can substantially affect the properties of ILs including their phase behavior. The development of a theory for the study and prediction of the phase behavior of ILs with a complex structure of ions under disordered porous confinement still remains a relevant problem.

Phase behavior of the bulk ionic solutions with Coulomb-dominated interactions has been a subject of active research for the last few decades. The simplest and most frequently used model for such systems is a

*Corresponding author: tarashvozď@gmail.com, tarashvozď@icmp.lviv.ua.

restricted primitive model (RPM) which consists of equal numbers of equisized positively and negatively charged hard spheres (HSs) immersed in a structureless dielectric continuum. The RPM undergoes a vapour-liquid-like phase transition at low temperature and at low density (see review [8] and the literature cited therein). Further studies focused on the modified versions of the RPM that takes into account charge and/or size asymmetry of ions.

Significant progress in a theoretical description of the vapour-liquid phase behavior in the above-mentioned models was made within the approaches that take into account ion association. Among them there is a generalized Debye-Hückel theory proposed by Fisher and Levin [9, 10], the associative mean spherical approximation (AMSA) [11–13], and the binding mean spherical approximation (BIMSA) [14–18]. It is worth noting that both the AMSA and the BIMSA are, in fact, identical. In addition, the method of collective variables (CVs) appeared to be successful for the description of these models [19–21]. The advantage of this approach is that one can derive an analytical expression for the relevant chemical potential which includes the effects of higher-order correlations between the ions. The historical discussion of the vapour-liquid phase behaviour and criticality in the RPM is available in [8, 22].

Despite a significant progress in understanding the phase behavior of relatively simple models of electrolyte solutions, today's challenges require consideration of more complex ionic systems. Real ILs and ionic solutions are characterized by a specific intermolecular interaction that is important at both short and long distances. In particular, all these objects, in addition to the presence of charges, have a complex molecular structure and geometry of ions which are far from spherical shape. The location of charges is also important, i.e., the charge is frequently not located at the center of mass of molecular ions. These features can have a significant impact on the properties of ILs. This also complicates the development of theoretical approaches capable of properly predicting the properties of these systems.

Several simple IL models have been proposed over the past fifteen years [23–34]. Molecular ions within the framework of these models are represented either as hard spheres with off-center point charges [24, 28, 29, 32], as dimers with point charges located on one or both ends [23, 26–28, 34], or as hard spherocylinders with a point charge located on one of their ends [25]. These models are mostly studied using computer simulation methods. The vapour-liquid phase behavior of model ILs with chain-like molecular ions was studied theoretically in [31, 34]. However, these studies were limited to the bulk case.

The most frequently used model for the study of fluids in disordered porous media is the model proposed by Madden and Glandt [35]. In this model, the porous medium is represented as a quenched disordered matrix of HSs while the fluid is distributed inside the matrix. In this case, statistical-mechanical averages used for calculations of thermodynamic properties become double ensemble averages: the first average is taken over all degrees of freedom of fluid particles keeping the quenched particles fixed, and the other average is performed over all realizations of a matrix. Using this approach, the scale particle theory (SPT) was developed and analytical expressions for the thermodynamic functions of the HS fluid in a disordered HS matrix were obtained [36–40]. This allowed one to use the model of a HS fluid in a disordered HS matrix as a reference system (RS). Therefore, to study the effect of the presence of a porous medium on the phase behavior in the RPM fluid, both the CV method [41] and the AMSA approach [22] were used. It was shown that the presence of a porous medium results in a shift of the vapour-liquid phase diagram of the RPM towards lower densities and temperatures. Later on SPT was generalized and applied to the study of the properties of the multicomponent HS fluid confined in the HS disordered matrix [42]. This version of the SPT was used to extend the theory proposed in [22, 41] for the case of primitive models with ions of a spherical shape and different sizes [43, 44], as well as the models involving oppositely charged spherical ions differing in both size and valence [45].

In this work, we study the vapour-liquid phase diagrams of ILs in a disordered porous medium. Following [34], we model an IL as a two-component mixture of HS anions and flexible linear chain cations, represented by the tangentially bonded HSs with the charge located on one of the terminal beads. The existing theoretical approaches used for describing the chain ions provide a fairly good description of the thermodynamics of these systems in the bulk case. However, in the presence of a disordered matrix, this problem is much more difficult and has remained unsolved until recently. We propose a theoretical approach that allows one to obtain the thermodynamic functions of the system of chain ions in a disordered porous matrix. The approach combines the extension of the AMSA theory for chain-forming fluids [11, 46–49] and the extension of the SPT theory for HS fluids in a disordered HS matrix [37, 40, 50–

53]. Using this approach we calculate the vapour-liquid phase diagrams of the IL models with molecular ions, represented by homo- and hetero-nuclear charged chains confined in a disordered HS matrix of different porosities.

The remainder of the paper is organised as follows. In section 2, we present the models and develop the theoretical formalism. The results are presented and discussed in section 3. We conclude in section 4.

2. Models and theory

2.1. Models

We present an IL as an electroneutral mixture of cations and anions with the number densities ρ_c and ρ_a ($\rho_i = N_i/V$), respectively, immersed in a structureless dielectric continuum. The anions are modelled as charged HSs with diameter $\sigma_1 = \sigma_-$ and charge $ez_1 = ez_-$. The cations are represented by $m - 1$ tangentially bonded HS monomers with the charge located on one of the terminal beads. The charged monomer of the cation has a diameter $\sigma_2 = \sigma_+$ and a charge $ez_2 = ez_+$, while all uncharged monomers have the same diameter σ_n . It is assumed that the charges are in the center of the spheres.

The pair potential acting between the particles is represented by the sum of site-site HS potentials $U_{ij}^{\text{hs}}(r)$:

$$U_{ij}^{\text{hs}}(r) = \begin{cases} \infty, & r < \sigma_{ij} = (\sigma_i + \sigma_j)/2, \\ 0, & r \geq \sigma_{ij} \end{cases} \quad (2.1)$$

and Coulomb potential $U_{ij}^{\text{C}}(r)$:

$$U_{ij}^{\text{C}}(r) = \frac{e^2 z_i z_j}{\varepsilon r}, \quad (2.2)$$

between charged HSs. Here, ε is the dielectric constant of the continuum. In general, we assume that

$$\sigma_+ = \sigma_- = \sigma \neq \sigma_n$$

and $|z_1| = |z_2| = z$. The total number density of the system is $\rho_t = 2\rho$, where $\rho = \rho_- = \rho_+$. For $\sigma_+ = \sigma_- = \sigma = \sigma_n$, the cation model reduces to a homo-nuclear chain. Two versions of the above described model of ILs are presented in figure 1.

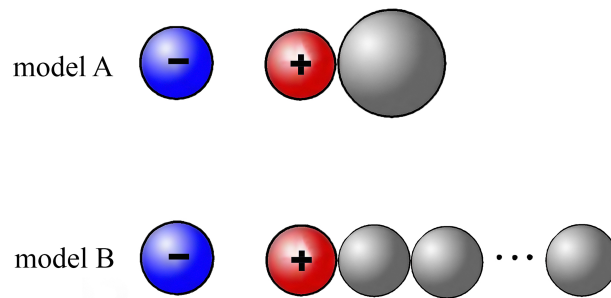


Figure 1. (Colour online) Two models of ILs distinguished by the model for the cation: hetero-nuclear dimer (model A) and mono-nuclear chain (model B). In both cases, the anion is modelled as a single charged hard sphere.

The IL model is confined in a disordered porous matrix formed by hard spheres of diameter σ_0 . The interaction potentials between an ion and a matrix particle $U_{0i}^{\text{hs}}(r)$ ($i = +, -, n$) and between two matrix

particles $U_{00}^{\text{hs}}(r)$ are described by the HS potentials:

$$U_{0i}^{\text{hs}}(r) = \begin{cases} \infty, & r < \sigma_{0i} \\ 0, & r \geq \sigma_{0i} \end{cases}, \quad U_{00}^{\text{hs}}(r) = \begin{cases} \infty, & r < \sigma_0 \\ 0, & r \geq \sigma_0 \end{cases}. \quad (2.3)$$

In (2.3), $\sigma_{0i} = \frac{1}{2}(\sigma_0 + \sigma_i)$ and, in general, $\sigma \neq \sigma_n \neq \sigma_0$.

The matrix is characterised by different types of porosity, namely, geometrical porosity ϕ_0 and probe-particle porosity ϕ_i for the i th species of the HS mixture. The probe-particle porosity ϕ_i is defined by the excess value of the chemical potential of a fluid particle with diameter σ_i in the limit of infinite dilution and, hence, takes into account the size of adsorbate species [42]. Explicit expressions for ϕ_0 and ϕ_i will be given below. In order to distinguish a pure geometrical effect of confinement, we restrict the model only to a hard-core interaction between the fluid and matrix particles with the latter being uncharged.

We present Helmholtz free energy $f = F/V$ of the matrix-IL system [equations (2.1)–(2.3)] in the form:

$$\beta f = \frac{\beta F}{V} = \beta f^{(\text{id})} + \beta f^{(\text{ref})} + \beta \Delta f,$$

where βf^{id} is an ideal-gas contribution, f^{ref} is the free energy of a reference system (RS), which is represented by a multi-component HS fluid confined in the HS matrix. Δf is the part connected with the ionic subsystem, and $\beta = 1/k_B T$. Below we present expressions for these contributions to the free energy and the corresponding contributions to the pressure and chemical potentials. Here, we provide a brief description of each theoretical approach upon which our theory is based. A detailed presentation of the generalized SPT theory and the extension of the AMSA theory for chain-forming fluids can be found elsewhere [11, 40, 42, 54–58].

2.2. Reference system

To calculate thermodynamic properties of the RS we use a generalized version of the SPT theory, in particular, the approach, proposed recently for a two-component mixture of hard convex bodies confined in a disordered HS matrix [59]. In order to characterize each particle of the system, we use three geometrical parameters: the volume V of a particle, its surface area S and the mean curvature r taken with a factor $1/4\pi$ [54]. For a multicomponent HS mixture and for HS matrix particles we have:

$$V_i = \frac{1}{6}\pi\sigma_i^3, \quad S_i = \pi\sigma_i^2, \quad r_i = \sigma_i/2, \quad i = 0, \dots, m. \quad (2.4)$$

The geometrical porosity depends on a matrix structure and is related to the volume of a void existing between the matrix particles, i.e.,

$$\phi_0 = 1 - \eta_0, \quad (2.5)$$

where $\eta_0 = \pi\rho_0\sigma_0^3/6$ is the packing fraction of the matrix particles. The second type of porosity is defined by the chemical potential of a fluid in the limit of infinite dilution and it is called a probe-particle porosity ϕ . This porosity characterises the adsorption of a fluid particle in an empty matrix. For a multicomponent HS fluid confined in a hard-sphere matrix, we have the probe-particle porosity ϕ_i for each species i . The probe-particle porosity ϕ depends only on the nature of the i th species and has the form [42]:

$$\begin{aligned} \phi_i = & (1 - \eta_0) \exp \left[-3k_{i0} (1 + k_{i0}) \frac{\eta_0}{1 - \eta_0} - \frac{9}{2} k_{i0}^2 \frac{\eta_0^2}{(1 - \eta_0)^2} \right. \\ & \left. - k_{i0}^3 \frac{\eta_0}{(1 - \eta_0)^3} (1 + \eta_0 + \eta_0^2) \right], \end{aligned}$$

where $k_{i0} = \sigma_i/\sigma_0$.

We present the pressure of the HS fluid mixture confined in a disordered HS matrix in the form [59]:

$$\beta P^{\text{ref}} = \beta P^{\text{SPT2b3}^*} + \beta \Delta P^{\text{CS}}, \quad (2.6)$$

where $\beta P^{\text{SPT2b3}^*}$ is the contribution due to the SPT2b3* approximation [40]. This approximation provides a correct description of the thermodynamic properties of the RS in a wide range of a fluid packing fraction $\eta = \pi \sum_{i=1}^m \rho_i \sigma_i^3 / 6$, starting from the smallest ones and ending with the packing fractions close to the maximum values possible in a given matrix. $\beta \Delta P^{\text{CS}}$ is the Carnahan-Starling correction for the case of a mixture in a porous medium [53]. Following [59], we obtain:

$$\begin{aligned} \frac{\beta P^{\text{SPT2b3}^*}}{\rho_m} &= \frac{1}{1 - \eta/\phi_0} + \frac{A}{2} \frac{\eta/\phi_0}{(1 - \eta/\phi_0)^2} + \frac{2B}{3} \frac{(\eta/\phi_0)^2}{(1 - \eta/\phi_0)^3} \\ &+ \frac{\phi_0 - \phi^*}{\phi^*} \frac{\phi_0}{\eta} \left[\ln(1 - \eta/\phi_0) + \frac{\eta/\phi_0}{1 - \eta/\phi_0} \right] \\ &+ \frac{\phi^* - \phi}{\eta} \left[\ln(1 - \eta/\phi^*) + \frac{\eta/\phi^*}{1 - \eta/\phi^*} \right], \end{aligned} \quad (2.7)$$

$$\frac{\beta \Delta P^{\text{CS}}}{\rho_m} = - \frac{(\eta/\phi_0)^3}{(1 - \eta/\phi_0)^3} \frac{q_m s_m^2}{9 v_m^2}, \quad (2.8)$$

where $\phi^* = \frac{\phi_0 \phi}{\phi_0 - \phi} \ln \frac{\phi_0}{\phi}$ is the maximum value of the packing fraction of the fluid in the disordered matrix [39], ϕ is the total thermodynamic porosity of the matrix for a given fluid mixture:

$$\frac{1}{\phi} = \frac{1}{\eta} \sum_{i=1}^m \frac{\rho_i V_i}{\phi_i}. \quad (2.9)$$

A and B are given by

$$A = \sum_{i=1}^m x_i a_i, \quad B = \sum_{i=1}^m x_i b_i, \quad (2.10)$$

where the coefficients a_i and b_i define the porous medium structure [42, 59], the expressions for them are too cumbersome to be presented here (they can be found in [59]), $x_i = \rho_i / \rho_m$ denotes the fluid composition, and v_m , s_m , q_m , and ρ_m have the form [53]:

$$v_m = \sum_{i=1}^m x_i V_i, \quad s_m = \sum_{i=1}^m x_i S_i, \quad q_m = \sum_{i=1}^m x_i r_i^2, \quad \rho_m = \sum_{i=1}^m \rho_i, \quad (2.11)$$

where V_i , S_i , and r_i are given in (2.4), ρ_i is the number density of the i th species of the HS mixture.

Similarly, we present the partial chemical potential $\beta \mu_i$ as follows:

$$\beta \mu_i^{(\text{ref})} = \beta \mu_i^{\text{SPT2b3}^*} + \beta \Delta \mu_i^{\text{CS}}, \quad (2.12)$$

$$\begin{aligned} \beta \mu_i^{\text{SPT2b3}^*} &= \beta \mu_i^{\text{SPT2a}} + \frac{\eta(\phi_0 - \phi^*)}{\phi_0 \phi^* (1 - \eta/\phi_0)} + \frac{\eta(\phi^* - \phi)}{\phi^* \phi^* (1 - \eta/\phi^*)} \\ &+ \left(\frac{\rho V_i}{\eta} - 1 \right) \left[\frac{\phi_0 - \phi}{\eta} \ln(1 - \eta/\phi_0) + \frac{\phi(\phi_0 - \phi^*)}{\phi_0 \phi^* (1 - \eta/\phi_0)} \right] \\ &+ \frac{\phi(\phi^* - \phi)}{\phi^* \phi^* (1 - \eta/\phi^*)} - \frac{\rho V_i}{\eta} \left(\frac{\phi}{\phi_i} - 1 \right) \left[\frac{\phi}{\eta} \ln(1 - \eta/\phi_0) \right. \\ &\left. - \frac{\phi(\phi_0 - \phi^*)}{\phi_0 \phi^* (1 - \eta/\phi_0)} - \frac{\phi(\phi^* - \phi)}{\phi^* \phi^* (1 - \eta/\phi^*)} + 1 \right], \end{aligned} \quad (2.13)$$

$$\begin{aligned} \beta \Delta \mu_i^{\text{CS}} &= - \frac{V_i}{v_m} \frac{(\eta/\phi_0)^3}{(1 - \eta/\phi_0)^3} \frac{q_m s_m^2}{9 v_m^2} + \frac{s_m}{9 v_m^3} \left[(q_i s_m + 2 S_i q_m) v_m - 2 V_i q_m s_m \right] \\ &\times \left[\ln(1 - \eta/\phi_0) + \frac{\eta/\phi_0}{1 - \eta/\phi_0} - \frac{1}{2} \frac{(\eta/\phi_0)^2}{(1 - \eta/\phi_0)^2} \right], \end{aligned} \quad (2.14)$$

where $\beta \mu_i^{\text{SPT2a}}$ is given in [60]. The other notations are the same as in (2.7)–(2.8).

2.3. Ionic subsystem

We consider an ionic subsystem consisting of an electroneutral mixture of chain cations and monomeric anions in a structureless dielectric medium. The model can be considered as a partial case of the m -component HS mixture with two “sticky” spots (patches) of the type A and B , randomly placed on the surface of each particle forming the cation chain, simultaneously assuming an infinitely strong attraction between the patches of the type B and A located on the surface of the particles of the type i and $i + 1$, respectively. Importantly, the size of each patch is small enough to ensure that only one A - B bond can be created. Thermodynamic properties for such a generalized model were obtained using a modified Wertheim’s multidensity Ornstein-Zernike (OZ) equation supplemented by the AMSA theory [11] formulated for the case of chain-forming fluids [55, 57]. Here, we present only the final expressions for the IL model under consideration.

The solution of the AMSA theory for our IL model can be reduced to the solution of a nonlinear algebraic equation for Blum’s screening parameter Γ [34, 55–57]:

$$\Gamma^2 = \frac{\pi\beta e^2}{\varepsilon} \rho \sum_{i=1}^m \mathbf{X}_i \alpha \mathbf{X}_i^T, \quad (2.15)$$

where $\mathbf{X}_i = (X_i^0, X_i^A, X_i^B)$ is a row matrix and α is a symmetrical 3×3 matrix

$$\alpha = \begin{pmatrix} 1 & 1 & 1 \\ 1 & 0 & 1 \\ 1 & 1 & 0 \end{pmatrix}.$$

A general form of the matrix elements X_i^α with $i = 1, 2, \dots, m$ and $\alpha = 0, A, B$ was obtained in [34].

As will be shown below, the elements of the matrix \mathbf{X}_i contain the quantity t

$$t = 2\pi\sigma_{12}^2 x^2 K_{as}^{(0)} \exp\left(G_{00}(\sigma_{12}^+) - \beta U^{(C)}(\sigma_{12}^+)\right) g_{12}^{00}(\sigma_{12}^+)|_{z_i=0}, \quad (2.16)$$

where $g_{12}^{00}(\sigma_{12}^+)|_{z_i=0}$ is the contact value of the radial distribution function at zero charges on the anion and cation bead, $G_{00}(\sigma_{12}^+) = g_{12}^{00}(\sigma_{12}^+) - g_{12}^{00}(\sigma_{12}^+)|_{z_i=0}$, $K_{as}^{(0)}$ is the association constant, x is the fraction of free anions (or cations) determined from the solution of the mass action law type of equation

$$2\rho t \sigma_{12} + x - 1 = 0. \quad (2.17)$$

In order to obtain (2.16), the exponential approximation [58] is used.

We consider two versions (model A and model B) of the IL model which differ by the cation shape (see figure 1). In model A, the cations are modelled as a hetero-nuclear dimers ($\sigma_- = \sigma_+ = \sigma \neq \sigma_n$), where indices $-$, $+$, n indicate anion, cation, and neutral monomer, respectively) and in model B the cations are modelled as homo-nuclear chains ($\sigma_1 = \sigma_2 = \dots = \sigma_m = \sigma$). In both models, the anions are modelled as single charged HSs. The expressions for X_i^α for each of the models are presented below.

Model A: the cation modelled as hetero-nuclear dimer. In this case, the matrix elements \mathbf{X}_i have the form:

for $\mathbf{X}_1 = \mathbf{X}_-$,

$$\begin{aligned} X_-^0 &= -\Gamma_{\sigma_-}(z + \eta^B \sigma_-^2), & X_-^A &= 0, \\ X_-^B &= \Gamma_{\sigma_-} \Gamma_{\sigma_+} \sigma_- \rho t \left(z - \eta^B \sigma_+^2 - \eta^B \Gamma_{\sigma_n} \frac{\sigma_+ \sigma_n^2}{2\sigma_{+n}} \right), \end{aligned} \quad (2.18)$$

for $\mathbf{X}_2 = \mathbf{X}_+$,

$$\begin{aligned} X_+^0 &= \Gamma_{\sigma_+}(z - \eta^B \sigma_+^2), \\ X_+^A &= -\Gamma_{\sigma_-} \Gamma_{\sigma_+} \sigma_+ \rho t (z + \eta^B \sigma_-^2), \\ X_+^B &= -\Gamma_{\sigma_+} \Gamma_{\sigma_n} \eta^B \frac{\sigma_+ \sigma_n^2}{2\sigma_{+n}}, \end{aligned} \quad (2.19)$$

for $\mathbf{X}_3 = \mathbf{X}_n$,

$$\begin{aligned} X_n^0 &= -\Gamma_{\sigma_n} \eta^B \sigma_n^2, \\ X_n^A &= \frac{\Gamma_{\sigma_+} \Gamma_{\sigma_n} \sigma_n}{2\sigma_{+n}} \left[z - \eta^B \sigma_+^2 - \rho t \Gamma_{\sigma_-} \sigma_+ (z + \eta^B \sigma_-^2) \right], \\ X_n^B &= 0. \end{aligned}$$

The expression for η^B is as follows:

$$\eta^B = \frac{\frac{\pi\rho}{2\Delta} \left\{ \sigma_+ \Gamma_{\sigma_+} - \sigma_- \Gamma_{\sigma_-} + \left[\frac{\sigma_n^2 \Gamma_{\sigma_n}}{2\sigma_{n+}} + \rho \Gamma_{\sigma_-} t \left(\sigma_-^2 - \sigma_+^2 - \frac{\sigma_+ \sigma_n^2 \Gamma_{\sigma_n}}{2\sigma_{n+}} \right) \right] \Gamma_{\sigma_+} \right\}}{1 + \frac{\pi\rho}{2\Delta} \left\{ \sum_{i=-}^n \sigma_i^3 \Gamma_{\sigma_i} + \sigma_+^2 \left[\frac{\sigma_n^2 \Gamma_{\sigma_n}}{2\sigma_{n+}} + \sigma_-^2 \rho \Gamma_{\sigma_-} t \left(2 + \frac{\sigma_n^2 \Gamma_{\sigma_n}}{\sigma_{+n} \sigma_+} \right) \right] \Gamma_{\sigma_+} \right\}}, \quad (2.20)$$

where $\sigma_{+n} = (\sigma_+ + \sigma_n)/2$, Δ and Γ_{σ_i} have the form:

$$\Delta = 1 - \pi\rho \sum_{i=1, \dots, m} \sigma_i^3 / 6, \quad (2.21)$$

$$\Gamma_{\sigma_i} = (1 + \sigma_i \Gamma)^{-1}. \quad (2.22)$$

Model B: a chain cation with monomers of the same size. In the case where m monomers forming a chain cation are HSs of the same diameter, the elements X_i^α of the matrix \mathbf{X}_i can be presented in the following compact form [34]:

$$\begin{aligned} X_i^0 &= [z_i - \eta^B \sigma_i^2] \Gamma_{\sigma_i}, \\ X_i^\alpha &= \sigma_i [\tau_i^\alpha(z) - \eta^B \tau_i^\alpha(\sigma^2)], \quad \alpha \neq 0 \quad (\alpha = A, B), \\ \eta^B &= \frac{\frac{\pi}{2\Delta} \rho \sum_{i=1}^m \sigma_i \{z_i \Gamma_{\sigma_i} + \sigma_i [\tau_i^A(z) + \tau_i^B(z)]\}}{1 + \frac{\pi}{2\Delta} \rho \sum_{i=1}^m \sigma_i^2 [\sigma_i \Gamma_{\sigma_i} + \tau_i^A(\sigma^2) + \tau_i^B(\sigma^2)]}, \end{aligned} \quad (2.23)$$

where the following notations are introduced:

$$\begin{aligned} \tau_1^A(y) &= 0, \quad \tau_2^A(y) = \rho \Gamma_{\sigma_-} \Gamma_{\sigma_+} y_- t, \\ \tau_3^A(y) &= \frac{\Gamma_{\sigma_n} \Gamma_{\sigma_+}}{2\sigma_{n+}} (y_+ + \rho \sigma_+ y_- \Gamma_{\sigma_-} t), \\ \tau_i^A(y) &= \frac{\Gamma_{\sigma_n}^2}{2\sigma_n} \left[(y_+ + \rho \sigma_+ y_- \Gamma_{\sigma_-} t) \frac{\sigma_n \Gamma_{\sigma_+}}{2\sigma_{n+}} \left(\frac{\Gamma_{\sigma_n}}{2} \right)^{i-4} + y_n \sum_{l=4}^i \left(\frac{\Gamma_{\sigma_n}}{2} \right)^{i-l} \right], \quad 4 \leq i \leq m, \\ \tau_1^B(y) &= \rho \Gamma_{\sigma_-} \Gamma_{\sigma_+} t \left[y_+ + y_n \frac{\sigma_+}{\sigma_{+n}} \sum_{l=3}^m \left(\frac{\Gamma_{\sigma_n}}{2} \right)^{l-2} \right], \\ \tau_2^B(y) &= \frac{\Gamma_{\sigma_+} \Gamma_{\sigma_n}}{2\sigma_{+n}} y_n \sum_{l=3}^m \left(\frac{\Gamma_{\sigma_n}}{2} \right)^{l-3}, \\ \tau_i^B(y) &= \frac{\Gamma_{\sigma_n}^2}{2\sigma_n} y_n \sum_{l=i+1}^m \left(\frac{\Gamma_{\sigma_n}}{2} \right)^{l-i-1}, \quad 3 \leq i < m, \quad \tau_m^B(y) = 0, \end{aligned}$$

and y is taking on the values either z or σ^2 . Γ_{σ_i} and Δ entering the above equations are presented in (2.21) and (2.22), respectively.

2.4. Structural properties

Equations (2.16)–(2.17) include contact values of the radial distribution function $g_{+-}^{00}(\sigma_{+-})$ between oppositely charged ions of the matrix–IL model, which includes charges and the model with $z_i = 0$, respectively [34, 55, 57]

$$g_{+-}^{00}(\sigma_{+-}) = g_{+-}^{00}(\sigma_{+-})|_{z_i=0} - \frac{\beta e^2}{\epsilon \sigma_{ij}} X_+^0 X_-^0, \quad (2.24)$$

where the expressions for X_+^0 and X_-^0 are the same for both models (see (2.18), (2.19), and (2.23)).

The contact value of the radial distribution function of the model at zero charge within the framework of the AMSA theory coincides with the contact value of the corresponding radial distribution function of the m -component HS mixture. For our model, this will be the contact value of the radial distribution function of a two-component HS mixture in the presence of immobile matrix particles. It can be obtained by generalizing the result of [61, 62] for the case of a two-component HS fluid in a disordered porous medium. According to the SPT, the contact value of the radial distribution function between a scaled particle of infinitesimally small size σ_s and the i th species particle of HS mixture confined in a porous matrix can be presented as follows [36, 42]:

$$g_{is}^{\text{hs}}(\sigma_{is}) = \frac{1}{p_0^i(\sigma_s) - \sum_b \eta_b (1 + \sigma_s/\sigma_i)^3},$$

where $\sigma_{\alpha s} = (\sigma_\alpha + \sigma_s)/2$, $p_0^\alpha(\sigma_s)$ is the probability of finding a cavity created by the scaled particle in the matrix in the absence of fluid particles [38]. For a point scaled particle, $p_0^\alpha(\sigma_s = 0)$ is the geometric porosity of the matrix ϕ_0 [42]. To obtain the contact value of the radial distribution function between two fluid particles of type i and j , we follow [59, 61] and express $g_{is}^{\text{hs}}(\sigma_{is})$ as

$$g_{is}^{\text{hs}}(\sigma_{is}) = G_{is}^{(0)} + G_{is}^{(1)} \frac{\sigma_s}{\sigma_s + \sigma_i} + \frac{1}{2} G_{is}^{(2)} \left(\frac{\sigma_s}{\sigma_s + \sigma_i} \right)^2,$$

where $G_{is}^{(0)}$, $G_{is}^{(1)}$ and $G_{is}^{(2)}$ are found from the continuity of $g_{is}^{\text{hs}}(\sigma_{is}^\pm)$ and the first and second derivatives with respect to σ_s at $\sigma_s = 0$.

As a result, we get for $g_{+-}^{(\text{hs})}(\sigma_{+-})$

$$\begin{aligned} g_{+-}^{(\text{hs})}(\sigma_{+-}) &= \frac{1}{\phi_0 - \eta} + \frac{3}{2} \frac{1}{(\phi_0 - \eta)^2} \left(k_{10}\eta_0 + \eta_- + \eta_+ + \frac{1}{k_1}\eta_n \right) \\ &+ \frac{1}{2} \frac{1}{(\phi_0 - \eta)^3} \left(k_{10}\eta_0 + \eta_- + \eta_+ + \frac{1}{k_1}\eta_n \right)^2, \end{aligned} \quad (2.25)$$

where ϕ_0 is the geometrical porosity of a HS matrix (2.5), $\eta = \sum_{i=-,+,n} \eta_i$, $\eta_i = \pi \rho_i \sigma_i^3/6$ is the packing fraction of the i th species of HS fluid mixture. For the model with a hetero-nuclear cation, $\sigma_- = \sigma_+ = \sigma \neq \sigma_n$ and we have:

$$\eta_- = \eta_+, \quad k_{10} = \sigma_0/\sigma, \quad k_1 = \sigma_n/\sigma. \quad (2.26)$$

Similarly, we obtain the expression for the contact value of the radial distribution function $g_{+n}^{(\text{hs})}(\sigma_{+n})$

$$\begin{aligned} g_{+n}^{(\text{hs})}(\sigma_{+n}) &= \frac{1}{\phi_0 - \eta} + \frac{3}{2} \frac{1}{(\phi_0 - \eta)^2} \left[k_{10}\eta_0 + \frac{2}{1+k_1} (k_1(\eta_- + \eta_+) + \eta_n) \right] \\ &+ \frac{1}{2} \frac{1}{(\phi_0 - \eta)^3} \left[k_{10}\eta_0 + \frac{2}{1+k_1} (k_1(\eta_- + \eta_+) + \eta_n) \right]^2, \end{aligned} \quad (2.27)$$

where the notations are the same as in (2.25).

The contact value of the radial distribution function $g_{nn}^{(hs)}(\sigma_{nn}^+)$, has the form:

$$g_{nn}^{(hs)}(\sigma_{nn}^+) = \frac{1}{\phi_0 - \eta} + \frac{3}{2} \frac{1}{(\phi_0 - \eta)^2} (k_{10}\eta_0 + k_1(\eta_- + \eta_+) + \eta_n) + \frac{1}{2} \frac{1}{(\phi_0 - \eta)^3} (k_{10}\eta_0 + k_1(\eta_- + \eta_+) + \eta_n)^2. \quad (2.28)$$

For the model of chain cations with monomers of the same diameter $k_1 = 1$. In this case, from (2.25)–(2.28) we have $g_{+-}^{(hs)}(\sigma) = g_{+n}^{(hs)}(\sigma) = g_{-n}^{(hs)}(\sigma)$.

2.5. Thermodynamic properties

We write the excess internal energy ΔE of our model at $z = 1$ as [34, 55, 57]

$$\beta \frac{\Delta E}{V} = \frac{\beta e^2}{\varepsilon} \frac{\rho}{\sigma} \left[\left(\sum_{\alpha=0}^B X_+^\alpha - 1 \right) - \left(\sum_{\alpha=0}^B X_-^\alpha + 1 \right) \right]. \quad (2.29)$$

It is worth noting that equations (2.24) and (2.29) include X_i^α , which, in turn, depend on the parameter Γ .

The free energy of the ionic subsystem $\beta \Delta f$ is presented in the form of the sum of two terms, namely, the contribution due to bonding or the so-called mass action law (MAL) [15, 17] and the contribution due to electrostatic interactions:

$$\beta \Delta f = \beta \Delta f^{(\text{MAL})} + \beta \Delta f^{(\text{el})}, \quad (2.30)$$

where

$$\beta \Delta f^{(\text{MAL})} = \rho \left(\ln x - \frac{1}{2}x + \frac{1}{2} \right) - \rho \sum_{i=2}^{m-1} \ln \left[g_{i,i+1}^{(hs)}(\sigma_{i,i+1}) \right]. \quad (2.31)$$

Here, x is the fraction of free anions (or cations). $g_{i,i+1}^{(hs)}(\sigma_{i,i+1})$ is the contact values of the radial distribution functions between monomers in the chain cation [see (2.27)–(2.28)]. For a model with a cation having the form of a hetero-nuclear dimer, the second term in (2.31) is given by (2.27).

According to [17] and in the spirit of Wertheim's multidensity thermodynamic perturbation theory [46, 48] we assume different approximations for different terms in the expression for Helmholtz free energy (2.30), i.e., we calculate $\Delta f^{(\text{el})}$ using the parameter Γ obtained in the complete dissociation limit ($K_{\text{as}}^{(0)} = 0$ and $t = 0$). In this approach, the effects connected with ion screening are taken into account exactly, while the effects of ion association are neglected. As a result, $\beta \Delta f^{(\text{el})}$ is presented as follows:

$$\beta \Delta f^{(\text{el})} = \frac{\beta \Delta E^{(0)}}{V} + \frac{(\Gamma^{(0)})^3}{3\pi}, \quad (2.32)$$

where, $\Gamma^{(0)} = \Gamma|_{K_{\text{as}}^{(0)}=0}$ and $\Delta E^{(0)} = \Delta E|_{K_{\text{as}}^{(0)}=0}$. Accordingly, the equation for $\Gamma^{(0)}$ is obtained from (2.15) if one put $t = 0$. It should be noted that $\Gamma^{(0)}$ contains a contribution related to the presence of the neutral beads of the cation chain, and cannot be reduced to the screening parameter Γ in the MSA theory.

For $\beta \Delta E^{(0)}$ we have:

$$\beta \frac{\Delta E^{(0)}}{V} = \frac{\beta e^2}{\varepsilon} \frac{\rho}{\sigma} \left(\bar{X}_+^0 + \bar{X}_+^B - \bar{X}_-^0 - 2 \right), \quad (2.33)$$

where $\bar{X}_i^\alpha = X_i^\alpha|_{\Gamma=\Gamma^{(0)}}$.

The pressure and chemical potentials of the ionic subsystem can be obtained using standard thermodynamic relations, namely:

$$P = -\frac{\partial F}{\partial V}, \quad \rho(\beta\mu_- + \beta\mu_+) = \beta f + \beta P, \quad (2.34)$$

where $F = fV$.

Thermodynamic functions in the complete association limit. Consider the complete association limit [12, 13, 17] when all anions and cations are dimerized. In this limit $K_{as}^{(0)} \rightarrow \infty$ and we get [see (2.16)–(2.17)]

$$t = \frac{1}{2\rho\sigma}. \quad (2.35)$$

Taking into account this assumption, we obtain [34]:

$$\begin{aligned} \beta\Delta f^{(MAL)}|_{K_{as}^{(0)} \rightarrow \infty} &= -\rho \left\{ \ln \rho - 1 + \ln \left[g_{-+}^{(hs)}(\sigma_{-+}) \right] + \ln \left[g_{+n}^{(hs)}(\sigma_{+n}) \right] \right. \\ &\quad \left. + \sum_{i=4}^{m-1} \ln \left[g_{i,i+1}^{(hs)}(\sigma_{i,i+1}) \right] + \beta U_{-+}^{(C)}(\sigma_{-+}) + G_{00}^{(\infty)}(\sigma_{-+}) \right\}, \end{aligned} \quad (2.36)$$

where

$$G_{00}^{(\infty)}(\sigma_{-+}) = G_{00}(\sigma_{-+})|_{K_{as}^{(0)} \rightarrow \infty} = \frac{1}{T^*} \frac{[1 - (\eta^{B(\infty)}\sigma_{-+})^2]}{(1 + \sigma_{-+}\Gamma^{(\infty)})^2}, \quad (2.37)$$

$$\Gamma^{(\infty)} = \Gamma|_{K_{as} \rightarrow \infty}, \quad \eta^{B(\infty)} = \eta|_{K_{as} \rightarrow \infty}.$$

Here, $\Gamma^{(\infty)}$ is obtained from (2.15) under the condition (2.35). In the same way, we obtain $\eta^{B(\infty)}$.

As the result, the pressure of the original matrix-IL system in the complete association limit can be presented as follows:

$$\beta P = \rho + \beta P^{(\text{ref})} + \beta\Delta P^{(MAL)} + \beta\Delta P^{(\text{el})}, \quad (2.38)$$

where $\beta P^{(\text{ref})}$ is given by (2.6)–(2.11). Taking into account (2.34) and (2.36), we obtain for $\beta\Delta P^{(MAL)}$

$$\begin{aligned} \beta\Delta P^{(MAL)} &= -\rho^2 \left[\frac{\partial \ln[g_{-+}^{(hs)}(\sigma_{-+})]}{\partial \rho} + \frac{\partial \ln[g_{+n}^{(hs)}(\sigma_{+n})]}{\partial \rho} \right. \\ &\quad \left. + \sum_{i=4}^{m-1} \frac{\partial \ln[g_{i,i+1}^{(hs)}(\sigma_{i,i+1})]}{\partial \rho} + \frac{\partial G_{00}^{(\infty)}(\sigma_{-+})}{\partial \rho} \right], \end{aligned} \quad (2.39)$$

where $g_{-+}^{(hs)}(\sigma_{-+})$, $g_{+n}^{(hs)}(\sigma_{+n})$, $g_{i,i+1}^{(hs)}(\sigma_{i,i+1})$, and $G_{00}^{(\infty)}(\sigma_{-+})$ are given in (2.25)–(2.28), and (2.37), respectively.

Electrostatic contribution $\beta\Delta P^{(\text{el})}$ is

$$\frac{\beta\Delta P^{(\text{el})}}{\rho} = -\frac{(\Gamma^{(0)})^3}{3\pi\rho} - \frac{2\beta e^2}{\pi\epsilon\rho}(\eta_0^B)^2. \quad (2.40)$$

Similar to (2.38), we represent the chemical potential $\beta\mu = (\beta\mu_- + \beta\mu_+)$ in the form:

$$\beta\mu = \ln \rho + \beta\mu^{(\text{ref})} + \beta\Delta\mu^{(MAL)} + \beta\Delta\mu^{(\text{el})}, \quad (2.41)$$

where $\beta\mu^{(\text{ref})} = (\beta\mu_-^{\text{ref}} + \beta\mu_+^{\text{ref}})$ can be obtained from (2.12)–(2.14). For $\beta\Delta\mu^{(MAL)}$, using (2.34), we have

$$\beta\Delta\mu^{(MAL)} = \frac{\beta\Delta f^{(MAL)}}{\rho} + \frac{\beta\Delta P^{(MAL)}}{\rho}, \quad (2.42)$$

where $\beta\Delta f^{(MAL)}$ and $\beta\Delta P^{(MAL)}$ are given in (2.36) and (2.39), respectively. The contribution $\beta\Delta\mu^{(\text{el})}$ has the form:

$$\beta\Delta\mu^{(\text{el})} = \beta \frac{\Delta E^{(0)}}{V\rho} - \frac{2\beta e^2}{\pi\epsilon\rho}(\eta_0^B)^2. \quad (2.43)$$

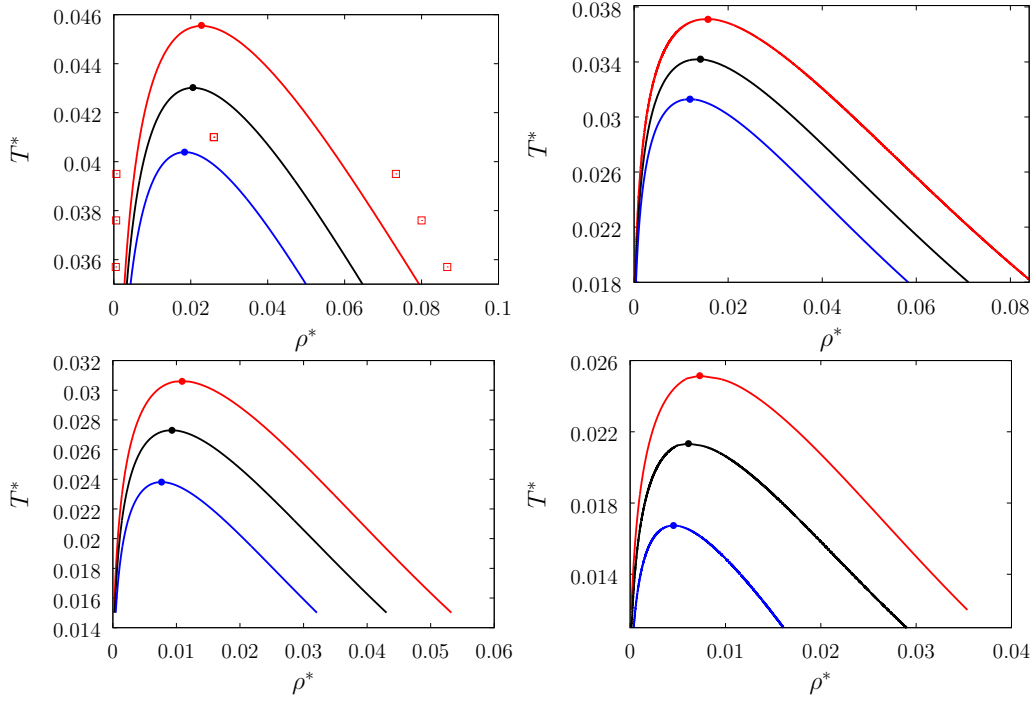


Figure 2. (Colour online) Vapour-liquid phase diagrams of model A with $k_1 = 1$ (upper left-hand panel), $k_1 = 1.5$ (upper right-hand panel), $k_1 = 2$ (lower left-hand panel), $k_1 = 2.5$ (lower right-hand panel), confined in a porous matrix with different porosity. From the top to the bottom: $\phi_0 = 1.0$ (red lines and squares), $\phi_0 = 0.95$ (black lines), $\phi_0 = 0.9$ (blue lines). The diameter of matrix particles $\sigma_0 = 1.5\sigma$. Here, the lines represent theoretical results, and the symbols are the results of computer simulations [34]. Notations: $T^* = k_B T \varepsilon \sigma / e^2$, $\rho^* = \rho \sigma^3$, $k_1 = \sigma_n / \sigma$, and $\phi_0 = 1 - \eta_0$, where $\eta_0 = \pi \rho_0 \sigma_0^3 / 6$.

3. Results and discussion

Using the theory proposed in the previous section, we have studied the vapour-liquid phase behaviour of two models of ILs, model A and model B, confined in a disordered matrix in the approximation of complete ion association [see equations (2.38)–(2.43)].

The phase diagrams were obtained at subcritical temperatures using the conditions of two-phase equilibrium

$$\begin{aligned} \mu(\rho^{(v)}, T) &= \mu(\rho^{(l)}, T), \\ P(\rho^{(v)}, T) &= P(\rho^{(l)}, T), \end{aligned}$$

where the subscripts “v” and “l” refer to the vapour and the liquid phases, respectively.

We introduce dimensionless units for the temperature, pressure, cation (anion) number density, and volume fraction

$$T^* = \frac{k_B T \varepsilon \sigma}{e^2}, \quad P^* = \frac{P \varepsilon \sigma^4}{e^4}, \quad \rho^* = \rho \sigma^3, \quad \eta = \frac{\pi}{6} \rho \sum_{\alpha=-,+,n} \sigma_\alpha^3,$$

where $\sigma = \sigma_- = \sigma_+$ is the diameter of the charged monomer which is the same for anion and cation, and σ_n is the diameter of the uncharged monomer of the cation. The ionic model is characterised by the parameter $k_1 = \sigma_n / \sigma$ [equation (2.26)].

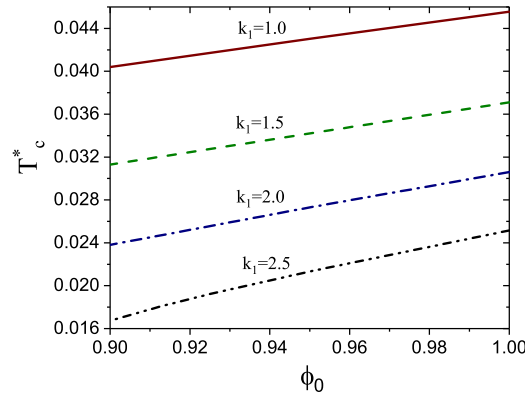


Figure 3. (Colour online) Vapour-liquid critical temperature T_c^* of model A confined in the porous medium as a function of the porosity ϕ_0 . From the top to the bottom: $k_1 = 1$, $k_1 = 1.5$, $k_1 = 2$, $k_1 = 2.5$. Notations: $T_c^* = k_B T_c \varepsilon \sigma / e^2$, $k_1 = \sigma_n / \sigma$ and $\phi_0 = 1 - \eta_0$, where $\eta_0 = \pi \rho_0 \sigma_0^3 / 6$.

3.1. Model A

First, we present the results for model A (see figure 1). Calculations are done for three values of the matrix porosity ϕ_0 , i.e., $\phi_0 = 1$ (bulk case), $\phi_0 = 0.95$ and $\phi_0 = 0.9$. We fix the diameter of the matrix particles σ_0 and study the effect of the porous medium on the phase behavior of model A with different k_1 . In figure 2, we present the vapour-liquid phase diagrams of model A confined in a disordered matrix with the diameter of matrix particles $\sigma_0 = 1.5$. Comparing the results obtained for different k_1 in the absence of a porous matrix, the case $\phi_0 = 1$ in figure 2 (red curves), we see that an increase of k_1 leads to a shift of the phase diagrams to lower temperatures and to lower number densities which agrees with the results obtained in [34]. For the fixed porosity $\phi_0 < 1$ (black and blue curves), an increase of k_1 also has a similar effect: the coexistence curves shift to lower temperatures and densities when k_1 increases, and it can be concluded that the presence of the porous medium strengthens the effects previously observed for the bulk case. On the other hand, for the fixed k_1 , a decrease of matrix porosity ϕ_0 also leads to a shift of the phase diagram to lower temperatures T^* and to lower densities ρ^* , and the phase coexistence region becomes narrower. For comparison, figure 2 (upper left-hand panel) shows the results of computer simulations for $k_1 = 1$ in the absence of a porous medium. It should be noted that the agreement of our theoretical results for the IL model in the absence of a porous matrix with the results of computer simulations is within the same order of accuracy as the theoretical predictions made earlier for the RPM model (see [34]).

The dependence of the critical temperature T_c^* on the matrix porosity ϕ_0 for $k_1 = 1, 1.5, 2$ and 2.5 is shown in figure 3. It is seen that the critical temperature T_c^* decreases almost linearly with a decreasing porosity for all considered values of k_1 , although a small deviation from linearity can be observed for $k_1 = 2.5$. Moreover, the critical temperature T_c^* decreases with an increase of k_1 .

In figure 4, we show the dependence of the critical density ρ_c^* and the critical volume fraction η_c ($\eta_c = \pi \rho_c \sum_{\alpha=-,+,n} \sigma_\alpha^3 / 6$) on the matrix porosity ϕ_0 . Again, the critical density ρ_c^* decreases almost linearly with a decreasing matrix porosity for all values of k_1 except for $k_1 = 2.5$, for which some deviation from a linear behavior is observed: a decrease of ρ_c^* becomes steeper for $\phi_0 \leq 0.925$. Similar to T_c^* , the critical density ρ_c^* decreases when k_1 increases. It should be noted that a similar behavior of the critical density with a decreasing porosity was obtained for a size-asymmetric primitive model of spherical ions if the difference between the ion diameters increases [44]. Regarding the critical volume fraction η_c , its behavior with a decrease of matrix porosity is similar to the behavior of ρ_c^* , except that the deviation from the linear dependence of η_c is more pronounced for $\phi_0 \leq 0.925$. On the other hand, the dependence of η_c on k_1 is opposite to that obtained for ρ_c^* , i.e., when k_1 increases η_c also increases.

In figure 5, we show the vapour-liquid phase diagrams obtained for model A with $k_1 = 2.5$ confined in a porous matrix with the matrix particles of the diameter $\sigma_0 = 2.5\sigma$. Comparing these phase diagrams with the corresponding phase diagrams in figure 2 (lower right-hand panel) for $\sigma_0 = 1.5\sigma$, one can see

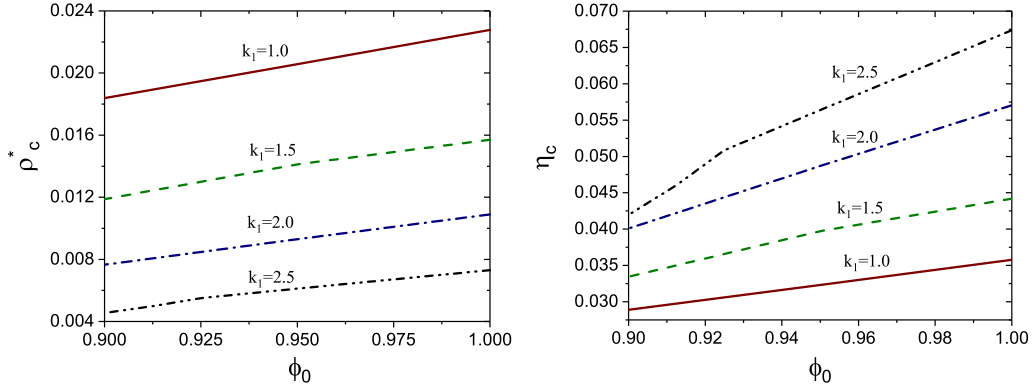


Figure 4. (Colour online) Critical density ρ_c^* (left-hand panel) and critical volume fraction η_c (right-hand panel) of model A confined in the porous medium as a function of the porosity ϕ_0 at different values of k_1 (as indicated on the plots). Notations: $\rho_c^* = \rho_c \sigma^3$, $\eta_c = \pi \rho_c \sum_{\alpha=-,+,n} \sigma_\alpha^3/6$, $k_1 = \sigma_n/\sigma$, and $\phi_0 = 1 - \eta_0$, where $\eta_0 = \pi \rho_0 \sigma_0^3/6$.

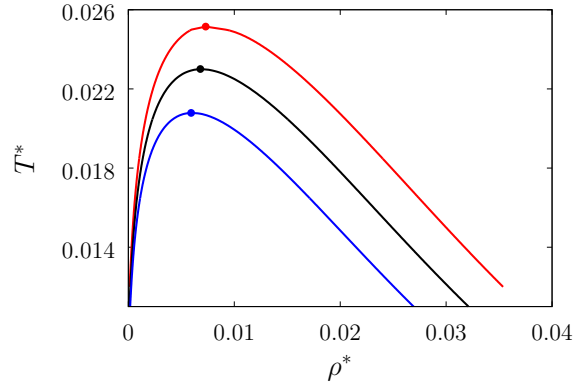


Figure 5. (Colour online) Vapour-liquid phase diagrams of model A with $k_1 = 2.5$, confined in a porous matrix with a matrix porosity $\phi_0 = 1.0$ (red curves), $\phi_0 = 0.95$ (black curves), $\phi_0 = 0.9$ (blue curves). The diameter of matrix particles $\sigma_0 = 2.5\sigma$. Notations: $T^* = k_B T \varepsilon \sigma / e^2$, $\rho^* = \rho \sigma^3$, $k_1 = \sigma_n/\sigma$ and $\phi_0 = 1 - \eta_0$, where $\eta_0 = \pi \rho_0 \sigma_0^3/6$.

that an increase of the diameter of the matrix particles for the fixed matrix porosity ϕ_0 leads to a shift of the phase diagrams to higher temperatures T^* and to higher densities ρ^* , as well as to the broadening of the range of phase coexistence.

The dependence of the critical temperature T_c^* and the critical number density ρ_c^* for model A with $k_1 = 2.5$ on the matrix porosity ϕ_0 for two diameters of matrix particles $\sigma_0 = 1.5\sigma$ (solid curve) and $\sigma_0 = 2.5\sigma$ (dashed curve) is shown in figure 6. It is seen that an increase of the diameter of matrix obstacles does not generally change the behavior of T_c^* and ρ_c^* : both T_c^* and ρ_c^* decrease with a decrease of the matrix porosity, as it was observed in the case of $\sigma_0 = 1.5\sigma$. However, the decrease of both critical parameters is much slower for $\sigma_0 = 2.5\sigma$ and the difference between T_c^* (ρ_c^*) obtained for $\sigma_0 = 1.5\sigma$ and $\sigma_0 = 2.5\sigma$ increases with a decreasing porosity. Such a behaviour of the critical parameters with the change of the size of matrix particles is consistent with the results obtained earlier for the RPM model [22, 41] as well as with the results for a size-asymmetric primitive models [44, 45].

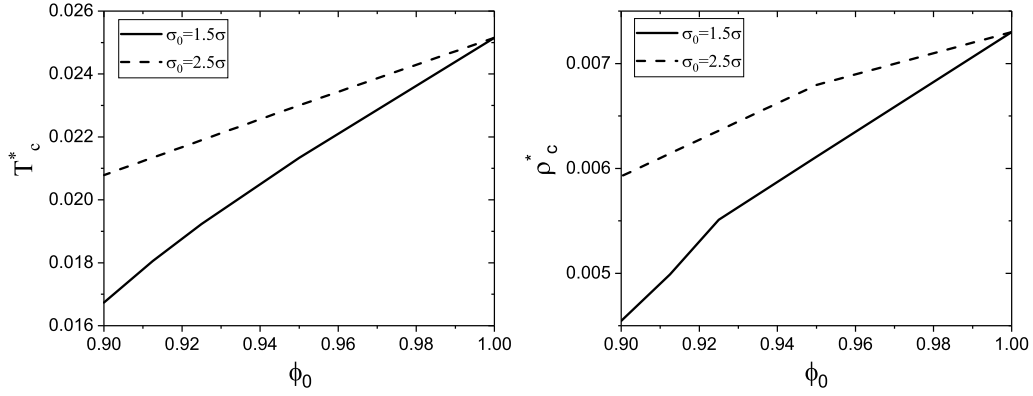


Figure 6. Critical temperature T_c^* (left-hand panel) and the critical density ρ_c^* (right-hand panel) of model A with $k_1 = 2.5$ confined in a porous matrix as a function of matrix porosity ϕ_0 for two sizes of matrix particles: $\sigma_0 = 1.5\sigma$ (solid curve) and $\sigma_0 = 2.5\sigma$ (dashed curve). Notations: $T_c^* = k_B T_c \varepsilon \sigma / e^2$, $k_1 = \sigma_n / \sigma$ and $\phi_0 = 1 - \eta_0$, where $\eta_0 = \pi \rho_0 \sigma_0^3 / 6$.

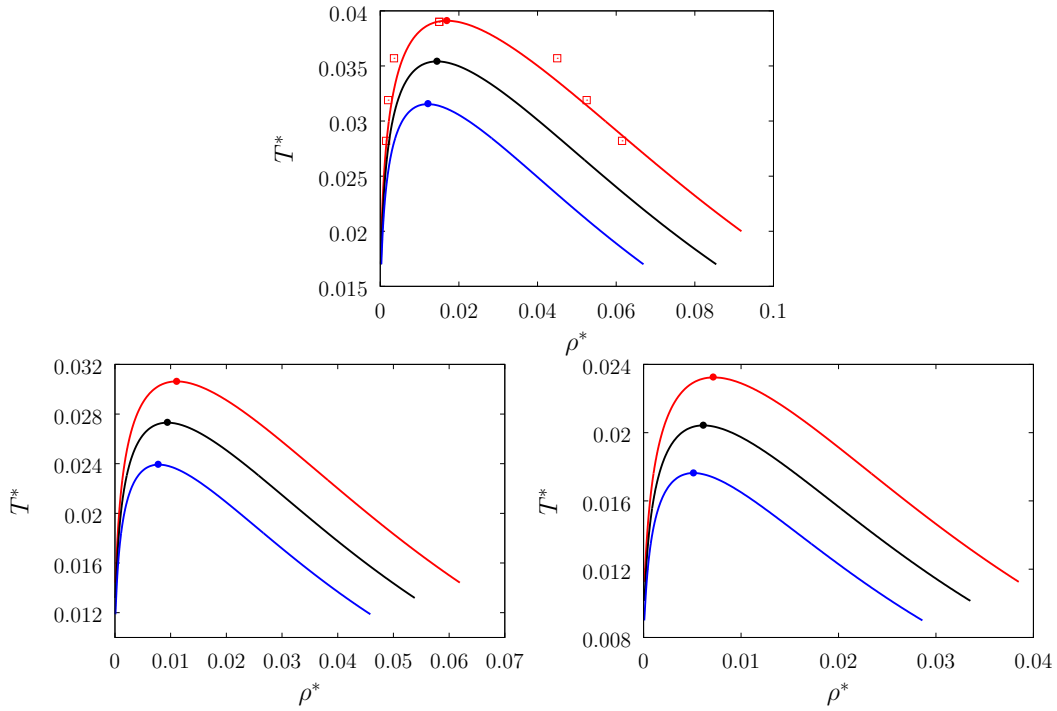


Figure 7. (Colour online) Vapour-liquid phase diagrams of model B with cation chain length: $m_+ = 3$ (upper panel), $m_+ = 5$ (lower left-hand panel), $m_+ = 8$ (lower right-hand panel), confined in a porous matrix with porosity $\phi_0 = 1.0$ (red lines and squares), $\phi_0 = 0.925$ (black lines), $\phi_0 = 0.85$ (blue lines). Here, the lines represent theoretical results, and the symbols are the results of computer simulation [34]. Notations: $T^* = k_B T \varepsilon \sigma / e^2$ and $\rho^* = \rho \sigma^3$.

3.2. Model B

Now we focus on model B. In this model, the cations are presented as mononuclear chains with m_+ beads (figure 1). The vapour-liquid phase diagrams are calculated for four values of the length of the cation chain $m_+ = m - 1 = 3, 5, 8$ and for three values of the matrix porosity $\phi_0 = 1.0, 0.925, 0.85$. In our

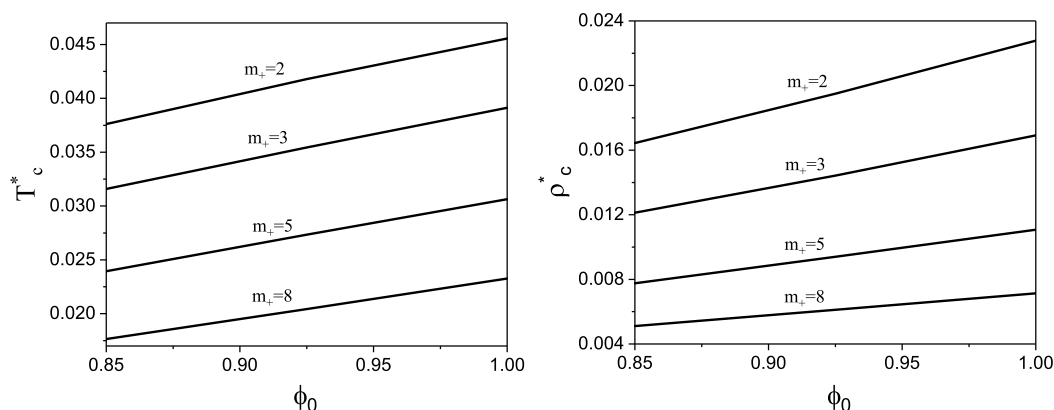


Figure 8. Dependence of the critical temperature (left-hand panel) and the critical density (right-hand panel) on the matrix porosity ϕ_0 for model B with different lengths of the cation chains $m_+ = 2, 3, 5, 8$ confined in a porous medium. Notations are the same as in figure 7.

calculations, we fix the diameter of matrix particles $\sigma_0 = 1.5$. The phase diagrams are shown in figure 7. In the upper panel of these figures, in addition to the theoretical results, we also show the simulation results for $m_+ = 3$ and $\phi_0 = 1$ (bulk case) [34]. In this case, our theoretical results for the vapour-liquid phase diagram are in a good agreement with the results obtained using the Monte Carlo simulations. Moreover, the agreement for the cation with $m_+ = 3$ is much better than in the case of mononuclear dimer corresponding to $m_+ = 2$ (see figure 2, upper left-hand panel). We can expect that in the presence of a porous medium and longer cation chains, our results are satisfactory. As for model A, the presence of a porous medium shifts the phase diagrams of model B to lower temperatures and to lower number densities when the matrix porosity decreases (figure 7). Both the critical temperature and the critical number density decrease almost linearly when the matrix porosity decreases (figure 8). An increase of the cation chain length in the absence of a porous medium ($\phi_0 = 1.0$) has a similar effect. The presence of the porous matrix significantly enhances this effect.

It should be noted that there is a small difference between the present results for the bulk case and the results obtained in [34]. Comparing the results, one can see that the critical temperatures for $\phi_0 = 1$ in figure 2 (upper left-hand panel) and figure 7 (upper panel) are about 3% higher than the corresponding critical temperatures obtained for the same models in [34]. The difference appears due to different approximations used to calculate the contact values, i.e., in this work the expressions for the contact values of the radial distribution functions [equations (2.25)–(2.28)] include the term corresponding to the Boublik-Mansoori-Carnahan-Starling-Leland approximation while in [34] the Percus-Yevick contact values are used. Here, contrary to [34], we use the same approximation for the thermodynamic functions of the RS and for the contact values.

4. Conclusions

We have studied the vapour-liquid phase behaviour of ILs with complex molecular structures of ions (cations) confined in a disordered matrix formed by neutral HSs. The IL is modelled as an electroneutral mixture of HS anions and flexible linear chain cations, formed by the tangentially bonded HSs with the charge located on one of the terminal beads [34]. To this end, we have developed the theoretical approach which combines a generalization of the scaled particle theory (SPT), Wertheim's thermodynamic perturbation theory, and the associative mean-spherical approximation (AMSA). Using this theory, we obtained analytical expressions for the Helmholtz free energy, pressure, and chemical potentials of ions in the complete association limit. The thermodynamic functions contain contributions from the RS, represented by a multicomponent HS fluid of different sizes, confined in the HS matrix, and the ionic subsystem, represented by spherical anions and chain cations. It should be noted that the contribution of

the ionic subsystem to the thermodynamics of the full IL-matrix system depends on the contact values of the radial distribution functions of the RS, particularly, on the contact values of the radial distribution functions between the HSs belonging to the anion and the cation and on the contact values of the radial distribution function between the HSs belonging only to the cation.

We have calculated the vapour-liquid phase diagrams of two versions of the above described IL model, i.e., models with cations represented by dimers with charged and neutral beads of different size and by chains with neutral beads of the same size, respectively. Our results show that a decrease in the geometric porosity leads to a shift of the phase diagrams to lower temperatures and to lower values of the number density of anions (cations), as well as to lower values of volume fractions of IL for all considered models of the cation, while the region of the coexistence of the two phases narrows. This agrees with the results obtained for both simple (nonionic) liquids and model ILs with spherical ions. On the other hand, the results for IL models with molecular cations represented by dimers with the neutral bead of different size and by chains with the neutral beads of the same size in the bulk showed [34] that an increase of the diameter of the neutral bead or chain length also leads to a shift of the vapour-liquid phase diagram to lower temperatures and densities. Therefore, the presence of a disordered porous medium enhances these effects on the vapour-liquid phase diagram of ILs. Accordingly, the critical temperature and critical number density decrease when the matrix porosity decreases and the diameter/length of the neutral part of the cation increases. An increase in the size of the matrix particles at a fixed matrix porosity leads to the opposite effect, i.e., the critical temperature T_c^* and the critical number density ρ_c^* increase with an increase of the diameter of the matrix particles and, accordingly, the phase diagram shifts to higher values of temperature and density.

It should be noted that in this paper the thermodynamic functions of the reference system and the contact values of the radial distribution functions are treated within the framework of the same approximation. This leads, in general, to a bit better agreement between the theoretical and simulation results in the bulk case compared to [34]. We hope that this is also valid in the presence of a disordered matrix.

Acknowledgements

We thank the Ministry of Education and Science of Ukraine for its financial support (Agreement No PH/16-2023). YVK acknowledge financial support through the MSCA4Ukraine project, which is funded by the European Union.

References

1. Buzzeo M. C., Evans R. G., Compton R. G., *ChemPhysChem*, 2004, **5**, No. 8, 1106–1120, doi:10.1002/cphc.200301017.
2. Silvester D. S., Compton R. G., *Z. Phys. Chem.*, 2006, **220**, No. 10, 1247–1274, doi:10.1524/zpch.2006.220.10.1247.
3. Suo L., Borodin O., Gao T., Olguin M., Ho J., Fan X., Luo C., Wang C., Xu K., *Science*, 2015, **350**, No. 6263, 938–943, doi:10.1126/science.aab1595.
4. Correia D. M., Fernandes L. C., Martins P. M., García-Astrain C., Costa C. M., Reguera J., Lancers-Méndez S., *Adv. Funct. Mater.*, 2020, **30**, No. 24, 1909736, doi:10.1002/adfm.201909736.
5. Egorova K. S., Gordeev E. G., Ananikov V. P., *Chem. Rev.*, 2017, **117**, No. 10, 7132–7189, doi:10.1021/acs.chemrev.6b00562.
6. Singh M. P., Singh R. K., Chandra S., *Prog. Mater. Sci.*, 2014, **64**, 73–120, doi:10.1016/j.pmatsci.2014.03.001.
7. Kondrat S., Feng G., Bresme F., Urbakh M., Kornyshev A. A., *Chem. Rev.*, 2023, **123**, No. 10, 6668–6715, doi:10.1021/acs.chemrev.2c00728.
8. Patsahan O., Mryglod I., In: *Order, Disorder and Criticality*, Vol. 3, Holovatch Yu. (Ed.), World Scientific, Singapore, 47–92.
9. Fisher M. E., Levin Y., *Phys. Rev. Lett.*, 1993, **71**, 3826–3829, doi:10.1103/PhysRevLett.71.3826.
10. Levin Y., Fisher M. E., *Physica A*, 1996, **225**, No. 2, 164–220, doi:10.1016/0378-4371(95)00336-3.
11. Holovko M. F., Kalyuzhnyi Yu. V., *Mol. Phys.*, 1991, **73**, No. 5, 1145–1157, doi:10.1080/00268979100101831.
12. Kalyuzhnyi Yu., *Mol. Phys.*, 1998, **94**, No. 4, 735–742, doi:10.1080/00268979809482366.

13. Kalyuzhnyi Yu. V., Holovko M. F., Vlachy V., *J. Stat. Phys.*, 2000, **100**, No. 1/2, 243–265, doi:10.1023/a:1018699914319.
14. Blum L., Bernard O., *J. Stat. Phys.*, 1995, **79**, No. 3–4, 569–583, doi:10.1007/bf02184871.
15. Bernard O., Blum L., *J. Chem. Phys.*, 1996, **104**, No. 12, 4746–4754, doi:10.1063/1.471168.
16. Jiang J. W., Blum L., Bernard O., *Mol. Phys.*, 2001, **99**, No. 20, 1765–1767, doi:10.1080/00268970110072764.
17. Jiang J., Blum L., Bernard O., Prausnitz J. M., Sandler S. I., *J. Chem. Phys.*, 2002, **116**, No. 18, 7977–7982, doi:10.1063/1.1468638.
18. Qin Y., Prausnitz J. M., *J. Chem. Phys.*, 2004, **121**, No. 7, 3181–3183, doi:10.1063/1.1770651.
19. Caillol J.-M., Patsahan O., Mryglod I., *Condens. Matter Phys.*, 2005, **8**, No. 4, 665–684, doi:10.5488/cmp.8.4.665.
20. Patsahan O., Mryglod I., Patsahan T., *J. Phys.: Condens. Matter*, 2006, **18**, No. 45, 10223–10235, doi:10.1088/0953-8984/18/45/009.
21. Patsahan O. V., Patsahan T. M., *Phys. Rev. E*, 2010, **81**, No. 3, 031110, doi:10.1103/physreve.81.031110.
22. Holovko M., Patsahan T., Patsahan O., *J. Mol. Liq.*, 2017, **228**, 215–223, doi:10.1016/j.molliq.2016.10.045.
23. Malvaldi M., Chiappe C., *J. Phys.: Condens. Matter*, 2007, **20**, No. 3, 035108, doi:10.1088/0953-8984/20/03/035108.
24. Spohr H. V., Patey G. N., *J. Chem. Phys.*, 2009, **130**, No. 10, 104506, doi:10.1063/1.3078381.
25. Martín-Betancourt M., Romero-Enrique J. M., Rull L. F., *J. Phys. Chem. B*, 2009, **113**, No. 27, 9046–9049, doi:10.1021/jp903709k.
26. Fedorov M., Georgi N., Kornyshev A., *Electrochem. Commun.*, 2010, **12**, No. 2, 296–299, doi:10.1016/j.elecom.2009.12.019.
27. Wu J., Jiang T., Jiang D., Jin Z., Henderson D., *Soft Matter*, 2011, **7**, No. 23, 11222, doi:10.1039/c1sm06089a.
28. Ganzenmüller G., Camp P., *Condens. Matter Phys.*, 2011, **14**, No. 3, 33602, doi:10.5488/cmp.14.33602.
29. Lindenberg E. K., Patey G. N., *J. Chem. Phys.*, 2014, **140**, No. 10, 104504, doi:10.1063/1.4867275.
30. Lindenberg E. K., Patey G. N., *J. Chem. Phys.*, 2015, **143**, No. 2, 024508, doi:10.1063/1.4923344.
31. Guzmán O., Ramos Lara J. E., del Río F., *J. Phys. Chem. B*, 2015, **119**, No. 18, 5864–5872, doi:10.1021/jp511571h.
32. Silvestre-Alcantara W., Bhuiyan L., Lamperski S., Kaja M., Henderson D., *Condens. Matter Phys.*, 2016, **19**, No. 1, 13603, doi:10.5488/cmp.19.13603.
33. Lu H., Li B., Nordholm S., Woodward C. E., Forsman J., *J. Chem. Phys.*, 2016, **145**, No. 23, 234510, doi:10.1063/1.4972214.
34. Kalyuzhnyi Yu. V., Reščič J., Holovko M., Cummings P. T., *J. Mol. Liq.*, 2018, **270**, 7–13, doi:10.1016/j.molliq.2018.01.109.
35. Madden W. G., Glandt E. D., *J. Stat. Phys.*, 1988, **51**, No. 3–4, 537–558, doi:10.1007/bf01028471.
36. Holovko M., Dong W., *J. Phys. Chem. B*, 2009, **113**, No. 18, 6360–6365, doi:10.1021/jp809706n.
37. Patsahan T., Holovko M., Dong W., *J. Chem. Phys.*, 2011, **134**, No. 7, 074503: 1–11, doi:10.1063/1.3532546.
38. Holovko M., Patsahan T., Dong W., *Pure Appl. Chem.*, 2013, **85**, No. 1, 115–133, doi:10.1351/pac-con-12-05-06.
39. Holovko M. F., Patsahan T., Dong W., *Condens. Matter Phys.*, 2012, **15**, No. 2, 23607: 1–13, doi:10.5488/cmp.15.23607.
40. Holovko M., Patsahan T., Dong W., *Condens. Matter Phys.*, 2017, **20**, No. 3, 33602: 1–14, doi:10.5488/cmp.20.33602.
41. Holovko M. F., Patsahan O., Patsahan T., *J. Phys.: Condens. Matter*, 2016, **28**, No. 24, 414003, doi:10.1088/0953-8984/28/41/414003.
42. Chen W., Zhao S. L., Holovko M., Chen X. S., Dong W., *J. Phys. Chem. B*, 2016, **120**, No. 24, 5491–5504, doi:10.1021/acs.jpcc.6b02957.
43. Holovko M. F., Patsahan T. M., Patsahan O. V., *J. Mol. Liq.*, 2017, **235**, 53–59, doi:10.1016/j.molliq.2016.11.030.
44. Patsahan O. V., Patsahan T. M., Holovko M. F., *Phys. Rev. E*, 2018, **97**, No. 2, 022109, doi:10.1103/physreve.97.022109.
45. Patsahan O., Patsahan T., Holovko M., *J. Mol. Liq.*, 2018, **270**, 97–105, doi:10.1016/j.molliq.2017.12.033.
46. Wertheim M. S., *J. Stat. Phys.*, 1984, **35**, No. 1–2, 19–34, doi:10.1007/bf01017362.
47. Wertheim M. S., *J. Stat. Phys.*, 1984, **35**, No. 1–2, 35–47, doi:10.1007/bf01017363.
48. Wertheim M. S., *J. Stat. Phys.*, 1986, **42**, No. 3–4, 459–476, doi:10.1007/bf01127721.
49. Wertheim M. S., *J. Stat. Phys.*, 1986, **42**, No. 3–4, 477–492, doi:10.1007/bf01127722.
50. Reiss H., Frisch H. L., Lebowitz J. L., *J. Chem. Phys.*, 1959, **31**, No. 2, 369–380, doi:10.1063/1.1730361.
51. Reiss H., Frisch H. L., Helfand E., Lebowitz J. L., *J. Chem. Phys.*, 1960, **32**, No. 1, 119–124, doi:10.1063/1.1700883.
52. Lebowitz J. L., Helfand E., Praestgaard E., *J. Chem. Phys.*, 1965, **43**, No. 3, 774–779, doi:10.1063/1.1696842.
53. Boublík T., *Mol. Phys.*, 1974, **27**, No. 5, 1415–1427, doi:10.1080/00268977400101191.

54. Holovko M., Shmotolokha V., Patsahan T., In: Physics of Liquid Matter: Modern Problems, Vol. 171, Bulavin L., Lebovka N. (Eds.), Springer International Publishing, Heidelberg, 3–30.
55. Protsykevych I., Kalyuzhnyi Yu. V., Holovko M. F., Blum L., J. Mol. Liq., 1997, **73-74**, 1–20, doi:10.1016/s0167-7322(97)00053-6.
56. Bernard O., Blum L., J. Chem. Phys., 2000, **112**, No. 16, 7227–7237, doi:10.1063/1.481287.
57. Kalyuzhnyi Yu. V., Cummings P. T., J. Chem. Phys., 2001, **115**, No. 1, 540–551, doi:10.1063/1.1376426.
58. Holovko M., In: Ionic Soft Matter: Modern Trends in Theory and Applications, Vol. 206, Henderson D., Holovko M., Trokhymchuk A. (Eds.), Springer Netherlands, Dordrech, 45–81.
59. Hvozď M., Patsahan O., Patsahan T., Holovko M., J. Mol. Liq., 2022, **346**, 117888, doi:10.1016/j.molliq.2021.117888.
60. Hvozď M., Patsahan T., Holovko M., J. Phys. Chem. B, 2018, **122**, No. 21, 5534–5546, doi:10.1021/acs.jpcc.7b11834.
61. Kalyuzhnyi Yu. V., Holovko M., Patsahan T., Cummings P. T., J. Phys. Chem. Lett., 2014, **5**, 4260–4264, doi:10.1021/jz502135f.
62. Holovko M. F., Korvatska M. Y., Condens. Matter Phys., 2020, **23**, No. 2, 23605, doi:10.5488/cmp.23.23605.

Фазова поведінка газ-рідина примітивних моделей іонних рідин у неупорядкованому пористому середовищі

Т. Гвоздь¹, Т. Пацаган^{1,2}, Ю. Калюжний^{1,3}, О. Пацаган¹, М. Головка¹

¹ Інститут фізики конденсованих систем Національної академії наук України 79011, м. Львів, вул. Свенціцького, 1, Україна

² Інститут прикладної математики та фундаментальних наук, Національний університет “Львівська політехніка”, 79013, Львів, вул. С. Бандери, 12, Україна,

³ Факультет хімії і хімічної технології, Університет Любляни, вул. Вечна, 113, 1000 Любляна, Словенія

Ми розробляємо теорію для опису іонних рідин у пористому середовищі, сформованому матрицею нерухомих хаотично розміщених незаряджених частинок. Іонна рідина моделюється як електронейтральна суміш аніонів сферичної форми та ланцюгоподібних катіонів, представлених тангенціально зв'язаними твердими сферами із зарядом, розташованим на одній із кінцевих сфер. Теорія поєднує в собі узагальнення теорії масштабної частинки, термодинамічної теорії збурень Вертгайма та асоціативного середньосферичного наближення і дозволяє отримати аналітичні вирази для тиску та хімічних потенціалів системи “матриця–іонна рідина”. Використовуючи цю теорію, ми розрахували фазові діаграми “газ–рідина” для двох версій моделі іонної рідини, а саме, коли катіон моделюється як димер і як ланцюг, в наближенні повної асоціації. Досліджено вплив неупорядкованої матриці та несферичної форми катіонів на фазові діаграми “газ–рідина”.

Ключові слова: іонні рідини, неупорядковане пористе середовище, ланцюгоподібні катіони, фазові діаграми “газ–рідина”