
REGULARIZATION USING SYNTHETIC DATA IN HIGH-DIMENSIONAL MODELS

Weihaio Li

National University of Singapore
weihaio.li@u.nus.edu

Dongming Huang

National University of Singapore
stahd@nus.edu.sg

March 18, 2025

ABSTRACT

To address the challenges of reliable statistical inference in high-dimensional models, we introduce the Synthetic-data Regularized Estimator (SRE). Unlike traditional regularization methods, the SRE regularizes the complex target model via a weighted likelihood based on synthetic data generated from a simpler, more stable model. This method provides a theoretically sound and practically effective alternative to parameter penalization. We establish key theoretical properties of the SRE in generalized linear models, including existence, stability, consistency, and minimax rate optimality. Applying the Convex Gaussian Min-Max Theorem, we derive a precise asymptotic characterization in the high-dimensional linear regime. To deal with the non-separable regularization, we introduce a novel decomposition in our analysis. Building upon these results, we develop practical methodologies for tuning parameter selection, confidence interval construction, and calibrated variable selection in high-dimensional inference. The effectiveness of the SRE is demonstrated through simulation studies and real-data applications.

Keywords synthetic data · regularization · high-dimensional inference · exact asymptotics

1 Introduction

A pervasive challenge in modern data analysis is making reliable statistical inferences from high-dimensional datasets where the number of variables (p) is comparable to or larger than the number of observations (n). In such cases, standard methods like maximum likelihood estimation (MLE) can become unstable or biased, leading to unreliable inferences. For example, in logistic regression, the MLE may not exist or may be biased with high variability as the ratio n/p decreases (Sur & Candès 2019, Candès & Sur 2020). These issues have motivated extensive research into regularization methods (Bickel et al. 2006).

Penalty-based regularization methods are widely used to control the model complexity by directly imposing a penalty function on the parameter vector (Wainwright 2014). Although these methods work well when their underlying assumptions (such as sparsity) hold, they face several challenges in practice. For instance, penalty-based methods often require specialized optimization algorithms, can be highly sensitive to the scaling of the parameters, and become unreliable when the underlying assumptions fail. Alternative techniques,

such as power priors (Chen et al. 2000) and transfer learning (Li et al. 2022), incorporate auxiliary data to improve inference, but they depend on the availability and relevance of such data.

In response to the limitations of these existing methods, we introduce the Synthetic-data Regularized Estimator (SRE), a novel frequentist regularization technique that rethinks the regularization mechanism. Instead of penalizing parameters directly, the SRE regularizes a complex target model by supplementing the observed data with weighted synthetic data generated from a fitted simpler model. Though inspired by the catalytic prior method for Bayesian prior specification (Huang et al. 2020), the SRE is developed to address challenges in frequentist estimation and inference. Furthermore, while it may seem reminiscent of data augmentation in machine learning, it has a unique construction and serves a different purpose (see Remark 2 for a detailed comparison).

The SRE offers several practical advantages: straightforward implementation using standard statistical software, inherent invariance to affine transformations, broad applicability to various models, and robust performance without dependence on strong structural assumptions like norm constraints.

Although the core idea of the SRE is simple and intuitive, developing a solid theoretical foundation is highly nontrivial due to the unconventional regularization term involved. Since the synthetic data are artificially generated, the SRE may seem to distort the estimation of the true parameter and undermine the resulting inference. Surprisingly, our theoretical analysis of the impact of synthetic-data regularization clarifies that, by choosing the weight appropriately, the SRE can achieve consistency at the same rate as the MLE when the MLE is well-behaved and remains bounded even when the MLE is problematic. Furthermore, our theory suggests an effective way to calibrate the estimation and resulting inference in the high-dimensional regime.

To establish the synthetic-data regularization as a theoretically sound frequentist method, we achieve the followings:

1. We establish key properties of the SRE in generalized linear models (GLMs), including existence, stability, consistency, and high-dimensional boundedness.
2. To understand the high-dimensional behavior of the SRE, we derive its precise asymptotic characterization using the Convex Gaussian Min-Max Theorem (CGMT). Our analysis accommodates both non-informative synthetic data and informative auxiliary data.
3. Building on the theoretical results, we develop practical methodologies for tuning parameter selection, confidence interval construction, and calibrated variable selection tailored for high-dimensional inference.

Our theory-guided methodologies are designed for frequentist inference with the SRE, which is fundamentally different from the Bayesian paradigm that relies on posterior distributions. Simulation studies and real-data examples demonstrate the effectiveness of our method in practice.

To establish the precise asymptotic characterization, we introduce a novel proof strategy because our analysis addresses a more challenging setting than previous works. The existing applications of CGMT rely on a rank-one projection under separable regularization, and their argument fails to apply because the synthetic-data regularization is non-separable and the analysis involves a two-dimensional projection. See Remarks 5 and 6 in Section 4.2 for a review and comparison with related works.

The paper is structured as follows. Section 2 formally defines the SRE and compares it with other methods. Section 3 establishes the theoretical properties of the SRE. Section 4 characterizes the asymptotic behavior of the SRE as p and n diverge linearly. We develop practical methodologies and conduct numerical studies in Section 5. Section 6 provides an outline of the extension of the developed theoretical framework to

other generalized linear models. Finally, Section 7 concludes with a discussion. For ease of exposition, we present the theory for logistic regression while deferring detailed extensions to other GLMs, literature reviews, proofs, and additional numerical studies to the supplementary material.

Hereafter, we use $\|v\|_q$ for the ℓ_q norm of a vector v , $\|B\|_{\text{op}}$ for the operator norm of a matrix B , and $\lambda_{\min}(A)$ and $\lambda_{\max}(A)$ for the smallest and largest eigenvalues of a positive definite matrix A , respectively. For a positive integer n , $[n]$ denotes the set $\{1, 2, \dots, n\}$. We write the indicator of a statement \mathcal{E} as $\mathbf{1}\{\mathcal{E}\}$, and the point mass at x as χ_x . We write \rightsquigarrow for weak convergence and $\xrightarrow{\mathbb{P}}$ for convergence in probability.

2 Synthetic-data regularization

This section introduces our proposed regularization method. We will provide the formulation, explain the regularization mechanism, and compare it with other methods.

Let $L(\theta; \mathcal{D})$ be the likelihood function of the target model, where θ is the parameter and \mathcal{D} is the observed dataset. Given a synthetic dataset \mathcal{D}^* , Huang et al. (2020) define the catalytic prior as a weighted likelihood derived from \mathcal{D}^* , i.e., $\pi(\theta) = L(\theta; \mathcal{D}^*)^{\frac{\tau}{M}}$, where τ is a positive tuning parameter controlling the influence of synthetic data, and M is the size of \mathcal{D}^* . Unlike other priors that focus on the model parameters, the idea of catalytic priors is based on the *data-centric perspective* that data are real while models are artificial constructs for analyzing data. This perspective offers a straightforward prior specification for Bayesian inference and facilitates intuitive interpretability through synthetic data.

An advantage of the catalytic prior is its effortless implementation. The posterior under a catalytic prior simplifies to a weighted-likelihood formulation, and its mode is given by

$$\hat{\theta} = \arg \max_{\theta} \left[L(\theta; \mathcal{D}) L(\theta; \mathcal{D}^*)^{\frac{\tau}{M}} \right], \quad (1)$$

which is as simple to compute as the MLE.

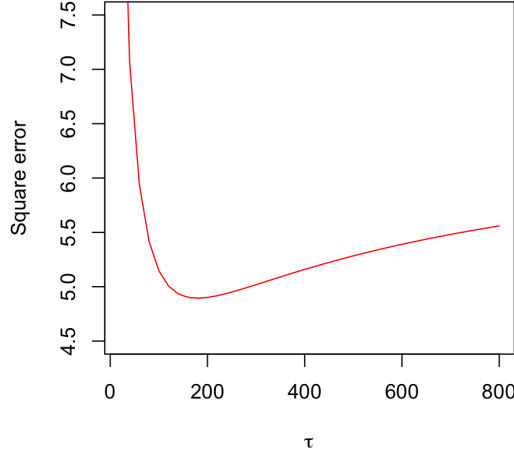
Viewing (1) as a randomized statistic, we call it the *Synthetic-data Regularized Estimator* (SRE). Though inspired by Bayesian ideas, the SRE is purely **frequentist**, and all theoretical analyses and inference methods in this paper are studied from a frequentist perspective. This fundamentally differs from Bayesian inference, which relies exclusively on posterior distributions for estimation and uncertainty quantification.

While the SRE is broadly applicable, we focus on generalized linear models (GLMs) for concreteness and tractability. Let $\mathcal{D} = \{(Y_i, \mathbf{X}_i)\}_{i=1}^n$ be n independent pairs of observed data, where Y_i is a response and \mathbf{X}_i is a p -dimensional covariate vector. The conditional density of Y_i given \mathbf{X}_i w.r.t. some base measure is $f(y | \mathbf{X}_i, \beta) = \exp[y\eta_i - \rho(\eta_i)]$, where $\eta_i = \mathbf{X}_i^\top \beta_0$, β_0 is the vector of true regression coefficients, and $\rho(\cdot)$ is the log-partition function. The likelihood derived from observed data is $L(\beta; \mathcal{D}) = \exp(\sum_{i=1}^n [Y_i \mathbf{X}_i^\top \beta - \rho(\mathbf{X}_i^\top \beta)])$. Given the synthetic dataset $\mathcal{D}^* = \{(Y_i^*, \mathbf{X}_i^*)\}_{i=1}^M$, the SRE is formulated as

$$\hat{\beta}_M = \arg \max_{\beta \in \mathbb{R}^p} \left\{ \sum_{i=1}^n [Y_i \mathbf{X}_i^\top \beta - \rho(\mathbf{X}_i^\top \beta)] + \frac{\tau}{M} \sum_{i=1}^M [Y_i^* \mathbf{X}_i^{*\top} \beta - \rho(\mathbf{X}_i^{*\top} \beta)] \right\}. \quad (2)$$

Huang et al. (2020) proposed various strategies for generating synthetic data. A straightforward method is independently resampling each coordinate of the observed covariates to construct synthetic covariates and then generating synthetic responses from a simpler, more stable model fitted by the data. The simpler model is typically a low-dimensional model that can be stably fitted using the observed data; for instance, a fixed distribution or a sub-model with only an intercept or a few terms. We emphasize that it does not

Figure 1: An example of SREs in logistic regression using $\hat{\beta}_M$ with varying τ ($n = 200$ and $p = 250$). Observed data: $\mathbf{X}_i \sim N(\mathbf{0}, \mathbf{I}_p)$ and $Y_i \sim \text{Bern}(\rho'(\mathbf{X}_i^\top \beta_0))$ with $\|\beta_0\|_2 = 2.5$. Synthetic data: $\mathbf{X}_i^* \sim N(\mathbf{0}, \mathbf{I}_p)$, $Y_i^* \sim \text{Bern}(0.5)$, and $M = 20p$.



need to be well-specified or closely approximate the target model; for example, the target model can be a high-dimensional linear regression model, whereas the simpler model can be a regression tree with a few predictors. We found in numerical studies that setting the simpler model to be the intercept-only model often results in satisfactory performance. Our theory in Section 3 reveals that the SRE is asymptotically robust to the choice of the simpler model.

In contrast to traditional regularization methods that rely on explicit parameter penalties, the SRE intrinsically regularizes estimation through a weighted likelihood derived from synthetic data and controls the influence of synthetic data by the weight τ/M . This data-centric approach essentially steers the estimation towards the distribution from which the synthetic data are generated. To understand the nature of this regularization mechanism, denote the synthetic response generating distribution as $g(y \mid \mathbf{X}^*)$ and define the *expected Kullback–Leibler divergence* between the target model and the synthetic data generation as $\text{EKL}(\beta) = \mathbb{E} \left[\log \frac{g(Y^* \mid \mathbf{X}^*)}{f(Y^* \mid \mathbf{X}^*, \beta)} \right]$, where the expectation is taken w.r.t. (\mathbf{X}^*, Y^*) . With large M , the SRE in (2) is approximately a penalized MLE with penalty $\tau \times \text{EKL}(\beta)$.

In practice, users need to specify the synthetic-sample size M and the total weight τ . A larger M reduces the variability due to random synthetic data, and there is a bias-variance tradeoff in choosing τ for improved inference. Empirically, setting $M > 4p$ and choosing τ either proportional to p or via cross-validation often yields satisfactory results. To establish reliable guidelines for selecting these values, we will analyze their influence on the SRE’s properties and develop tuning strategies in the subsequent sections.

Empirical studies demonstrate that the SRE outperforms the MLE in estimation and prediction, especially when p is large relative to n . For example, Figure 1 illustrates a high-dimensional experiment with $p > n$, where the SRE remains feasible while both the MLE and the Maximum Diaconis-Ylvisaker prior penalized likelihood (MDYPL) estimator (Sterzinger & Kosmidis 2023) fail to exist. As an additional illustration, Appendix B.1 in the supplementary material presents two simulation studies in which the SRE outperforms ridge and Lasso estimators with increasing dimension.

The SRE offers several practical advantages. First, it is readily computed as a maximum weighted likelihood estimate using standard statistical software, simply by supplementing observed data with weighted synthetic data. Its effortless implementation contrasts with other regularization methods that demand specialized

optimization algorithms. Furthermore, the SRE is invariant to affine transformations of the covariates, such as rescaling. This is a desirable property, especially in problems with heterogeneously scaled covariates, as penalty-based regularization is often sensitive to scaling. Moreover, the SRE does not rely on specific structural assumptions, making it particularly beneficial when such assumptions are questionable. Lastly, the formulation of synthetic-data regularization is not confined to any specific model or parametrization, which makes the SRE broadly applicable.

Remark 1. *Penalty-based regularization methods leverage structural assumptions like sparsity or smoothness to enhance statistical and computational efficiency (Bickel et al. 2006, Wainwright 2014). They are preferred when those structural assumptions hold. Our synthetic-data regularization is not meant to replace these existing methods but to complement them. Connections between catalytic priors and Ridge, LASSO, and elastic net are explored in Huang et al. (2022, Section 4).*

Remark 2. *Although the SRE may seem similar to data augmentation in machine learning (Shorten & Khoshgoftaar 2019), they are fundamentally different. Data augmentation increases the diversity of training data to improve generalization. It generates synthetic data through specialized methods such as geometric transformations, noise injection, interpolation, and generative modeling, and it treats synthetic data as extra training data. In contrast, our method aims to regularize complex models using synthetic data generated from simpler models, and it explicitly differentiates between real and synthetic data by assigning them different weights. Data augmentation primarily concerns prediction accuracy, while our method focuses on improving estimation and uncertainty quantification for model-based statistical inference.*

3 Theoretical Properties of SRE

This section examines the theoretical properties of the SRE, including existence, stability against finite M , consistency when p diverges, and high-dimensional boundedness. We will focus on logistic regression with $\rho(t) = \log(1 + e^t)$ and extend to other GLMs in Section 6.

3.1 Existence

Albert & Anderson (1984) has proven that the MLE in logistic regression does not exist if the dataset $\{(\mathbf{X}_i, Y_i)\}_{i=1}^n$ is separable, meaning that there exists a hyperplane that perfectly separates the covariate vectors with $Y_i = 0$ from those with $Y_i = 1$. The problem of detecting separation in data has been addressed (Albert & Anderson 1984, Silvapulle & Burrridge 1986, Konis 2007). The next result guarantees that even when the MLE does not exist, the SRE exists as long as the synthetic data are not separable.

Theorem 3.1. *If the synthetic data $\{(\mathbf{X}_i^*, Y_i^*)\}_{i=1}^M$ are not separable and the synthetic covariate matrix has full column rank, then SRE in (2) exists and is unique.*

Theorem 3.1 guarantees the existence of the SRE for any sample size n . In contrast, the MLE often fails to exist when $2p > n$ (Candès & Sur 2020), and the MDYPL estimator does not exist when $p > n$ (Sterzinger & Kosmidis 2023). This underscores the advantage of the SRE in high-dimensional settings.

The condition in Theorem 3.1 is numerically verifiable and can be readily achieved. For example, the condition holds with high probability if M/p is sufficiently large and Y_i^* are drawn from a logistic regression model that meets the following condition.

Condition 1. *The synthetic data are i.i.d. copies of (\mathbf{X}^*, Y^*) satisfying: (1) $\mathbf{X}^* = (1, X_2^*, \dots, X_p^*)$, where each X_j^* ($j \geq 2$) satisfies $\mathbb{E}[X_j^*] = 0$, $\text{Var}(X_j^*) = 1$, $|X_j^*| \leq B_1$, and the variables X_2^*, \dots, X_p^* are mutually independent. (2) There exists $q \in (0, 1)$ such that $q \leq \mathbb{P}(Y^* = 1 \mid \mathbf{X}^*, \mathcal{D}) \leq 1 - q$.*

Here the first coordinate of a covariate vector is set to 1, corresponding to the intercept term. Condition 1 is mild and can be easily satisfied since we have full control over the generation of synthetic data.

3.2 Stability against finite M

A concern with synthetic-data regularization is the potential for instability due to randomness in synthetic data generation. To address this concern, we examine the impact of the randomness in synthetic data. By taking the synthetic-sample size $M \rightarrow \infty$, we define the *population Synthetic-data Regularized Estimator* (pSRE) as

$$\hat{\beta}_\infty = \arg \max_{\beta \in \mathbb{R}^p} \left\{ \sum_{i=1}^n [Y_i \mathbf{X}_i^\top \beta - \rho(\mathbf{X}_i^\top \beta)] + \tau \mathbb{E} [Y^* \mathbf{X}^{*\top} \beta - \rho(\mathbf{X}^{*\top} \beta)] \right\}, \quad (3)$$

where the expectation is taken w.r.t. the synthetic data generation. While $\hat{\beta}_\infty$ is not computable, it serves as a non-randomized ideal. Intuitively, the computable estimator $\hat{\beta}_M$ should converge to the ideal estimator $\hat{\beta}_\infty$ as M grows. The following theorem formalizes this intuition and establishes the convergence rate. Here we treat the observed data as fixed and consider the synthetic data to be the only source of randomness. For any $L > 0$, we define $\mathcal{B}_L := \{\beta \in \mathbb{R}^p : \|\beta\|_2 \leq L\}$.

Theorem 3.2. *Suppose that $\tau > 0$ and Condition 1 holds. Suppose there is some constant $L > 0$, such that both $\hat{\beta}_M$ and $\hat{\beta}_\infty$ lie in \mathcal{B}_L . Let $\lambda_n \geq 0$ be a constant such that $\lambda_{\min}(\sum_{i=1}^n \rho''(\mathbf{X}_i^\top \beta) \mathbf{X}_i \mathbf{X}_i^\top) \geq \lambda_n$ for all $\beta \in \mathcal{B}_L$. Then, the followings hold:*

(i) *There is a positive constant γ such that for all $\beta \in \mathcal{B}_L$, the smallest eigenvalue of $\mathbb{E}(\rho''(\mathbf{X}^{*\top} \beta) \mathbf{X}^* \mathbf{X}^{*\top})$ is lower bounded by γ .*

(ii) *For any $\epsilon \in (0, 1)$, it holds with probability at least $1 - \epsilon$ that*

$$\|\hat{\beta}_M - \hat{\beta}_\infty\|^2 \leq \left(2 + \log \frac{1}{\epsilon}\right) \left(\frac{4 p \tau^2 B_1^2}{M (\lambda_n + \tau \gamma)^2}\right).$$

In particular, since $\lambda_n \geq 0$, we have $\|\hat{\beta}_M - \hat{\beta}_\infty\|^2 = O_p\left(\frac{p}{M \gamma^2}\right)$.

Theorem 3.2 shows that $\|\hat{\beta}_M - \hat{\beta}_\infty\|^2$ decays linearly in the synthetic-sample size M . Appendix B.2 in the supplementary material numerically illustrates this decay rate in more general settings. This result suggests that increasing M effectively enhances the stability of the SRE against the randomness of synthetic data. When $p = o(n)$, λ_n usually grows linearly with n , and the upper bound reduces to $O\left(\frac{\tau^2}{n^2 M}\right)$, so a moderate value of M is sufficient. In high-dimensional settings where λ_n may be close to zero, the upper bound becomes $O\left(\frac{p}{M \gamma^2}\right)$ and M/p must be sufficiently large to ensure that the SRE is near $\hat{\beta}_\infty$.

Theorem 3.2 requires $\hat{\beta}_M$ and $\hat{\beta}_\infty$ to lie in \mathcal{B}_L . Without this, $\rho''(t)$ in the Hessian could be near zero for large $|t|$. This requirement is mild because Theorems 3.3 and 3.4 show that both estimators are either consistent or bounded under broad conditions.

3.3 Consistency of SRE when p diverges

This section establishes the consistency of the SRE in (2) in the regime where the dimension p can diverge to infinity with $p = o(n)$. We begin with the following conditions on the true regression coefficients and the observed covariates.

Condition 2. *The true coefficient vector β_0 satisfies $\|\beta_0\|_2 \leq C_3$.*

Condition 3. *$\mathbb{E}(\|\mathbf{X}_i\|_2^2) \leq C_2 p$ for all $i \in \{1, 2, \dots, n\}$.*

Condition 4. *There exist positive constants c_1 , c_2 , ζ , and N_0 such that for any $n > N_0$ and any subset $S \subseteq \{1, 2, \dots, n\}$ with $|S| \geq (1 - \zeta)n$, the following inequalities hold:*

$$c_1|S| \leq \lambda_{\min} \left(\sum_{i \in S} \mathbf{X}_i \mathbf{X}_i^\top \right) \leq \lambda_{\max} \left(\sum_{i \in S} \mathbf{X}_i \mathbf{X}_i^\top \right) \leq c_2|S|.$$

Condition 2 is a standard regularity condition. Condition 3 is a moment condition weaker than common boundedness assumptions in the literature (e.g., Portnoy (1984), Liang & Du (2012)). Condition 4 is slightly stronger than the usual condition regarding the upper bound for the sample covariance matrix but is satisfied under various designs such as sub-Gaussian designs (see Appendix D.3 for more details). We adopt this condition rather than the common condition that $c_1 \leq \lambda_{\min} (n^{-1} \sum_{i=1}^n \mathbf{X}_i \mathbf{X}_i^\top) \leq \lambda_{\max} (n^{-1} \sum_{i=1}^n \mathbf{X}_i \mathbf{X}_i^\top) \leq c_2$, because the latter condition alone is not enough to ensure the good behavior of the Hessian matrix when the dimension diverges, unless an extra condition is made. The extra condition assumes $\mathbb{P}(Y_i = 1 | \mathbf{X}_i)$ is uniformly bounded away from 0 and 1 for all $i \in [n]$; see (Wang 2011, Liang & Du 2012). However, this extra condition on the conditional probabilities is too strong to hold, even when \mathbf{X}_i is standard Gaussian. Condition 4 removes the need for such stringent conditions on the conditional probabilities.

Theorem 3.3. *Consider the estimators $\hat{\beta}_M$ defined in (2) and $\hat{\beta}_\infty$ defined in (3) in logistic regression. Suppose $p = o(n)$ and the tuning parameter is chosen such that $\tau \leq C_4 p$ for any constant C_4 . Under Conditions 2, 3, and 4, the followings hold:*

- (i) *If $\|\frac{1}{M} \sum_{i=1}^M \mathbf{X}_i^* \mathbf{X}_i^{*\top}\|$ is bounded, then $\|\hat{\beta}_M - \beta_0\|_2^2 = O_p(\frac{p}{n})$.*
- (ii) *Under Condition 1, we have $\|\hat{\beta}_\infty - \beta_0\|_2^2 = O_p(\frac{p}{n})$.*

Theorem 3.3 shows that when $p = o(n)$, both $\hat{\beta}_M$ and $\hat{\beta}_\infty$ converge to β_0 at the rate $O_p(\frac{p}{n})$. The requirement that $\tau = O(p)$ ensures that the synthetic-data regularization does not overwhelm the information in the observed data.

Remark 3. *The condition on $\|\frac{1}{M} \sum_{i=1}^M \mathbf{X}_i^* \mathbf{X}_i^{*\top}\|$ is very mild since we have full control over the generation of \mathbf{X}_i^* . For example, if M/p is sufficiently large and Condition 1 holds, the results from random matrix theory (e.g., Theorem 5.44 in Vershynin (2010)) imply that with probability 1 this condition will be eventually met.*

3.4 Nonasymptotic boundedness

This section shows that the norm of the SRE can be bounded even when p exceeds n . We begin with a condition on the tuning parameter τ .

Condition 5. *τ is chosen such that $\tau \geq c_* p$ where c_* is any positive constant.*

Condition 5 ensures effective regularization when p is large, which aligns with the principle that models with more parameters require more regularization to prevent overfitting (Hastie et al. 2009).

Theorem 3.4. *Consider the estimators $\hat{\beta}_M$ defined in (2) and $\hat{\beta}_\infty$ defined in (3) in logistic regression. Suppose Conditions 1 and 5 hold and $p > \omega_* n$ for some $\omega_* > 0$. Let $C_* = 1 + c_* \omega_*$. Then, there are some constants $\tilde{c}, \tilde{C}, \eta_0, \nu$ such that the followings hold:*

- (i) *If $M \geq \tilde{C}p$, the SRE $\hat{\beta}_M$ satisfies that $\|\hat{\beta}_M\|_2 \leq \frac{4C_* \log(2)}{\eta_0 \nu}$ with probability at least $1 - 2 \exp(-\tilde{c}M)$.*
- (ii) *The pSRE $\hat{\beta}_\infty$ satisfies that $\|\hat{\beta}_\infty\|_2 \leq \frac{C_* \log(2)}{\eta_0 \nu}$.*

Theorem 3.4 requires only mild conditions on the synthetic data, which we fully control, and no assumptions on the observed data. In contrast, the boundedness of MLEs and MDYPL estimators requires stricter conditions, such as $n > p$, normality assumptions on the observed covariates, and a full-rank design matrix (Sur et al. 2019, Sterzinger & Kosmidis 2023). These distinctions highlight the robustness and broader applicability of our method.

Theorem 3.4 reveals that sufficient regularization (i.e., $\tau \geq c_*p$) ensures the norms of the SREs $\|\hat{\beta}_M\|_2$ and $\|\hat{\beta}_\infty\|_2$ remain bounded. The regularization condition is compatible with the condition for consistency (i.e., $\tau \leq C_4p$) in Theorem 3.3 since choosing $\tau \propto p$ satisfies both. The boundedness result not only justifies the condition for stability in Theorem 3.2, but also implies the following corollary regarding the estimation error.

Corollary 3.5. *Suppose Condition 2 and the conditions in Theorem 3.4 hold. Then, there are positive constants \tilde{C}_1 , \tilde{C}_2 , and \tilde{c} such that (1) $\|\hat{\beta}_\infty - \beta_0\|_2^2 \leq \tilde{C}_1$, and (2) if $M \geq \tilde{C}_2p$, then $\|\hat{\beta}_M - \beta_0\|_2^2 \leq \tilde{C}_1$ with probability at least $1 - 2\exp(-\tilde{c}M)$.*

Corollary 3.5 shows the error of the SRE remains bounded even when p grows as fast as or faster than n , unlike the MLE and MDYPL estimator, whose error is unbounded when p/n is large. This property is important since the minimax lower bound for estimation error in GLMs is of the order $\min(\frac{p}{n}, 1)$ (Chen et al. 2016). Corollary 3.5 and Theorem 3.3 together imply that with the tuning parameter $\tau \propto p$, the SRE is minimax-rate optimal for any p and n when no structural assumption such as sparsity is imposed. Notably, other regularized estimators, such as a constrained version of logistic regression, may also this rate optimality. Our results imply that incorporating synthetic data appropriately does not introduce any additional drawbacks, and the SRE performs comparably to other competitive regularized estimators. Indeed, numerical experiments in Appendix B.1 in the supplementary material demonstrate that the SRE can outperform standard regularization methods in some scenarios.

4 Characterization in the linear asymptotic regime

This section studies the behavior of the SRE in the linear asymptotic regime, defined by $\lim n/p = \delta \in (0, \infty)$. While consistency is impossible for any estimation method in this setting without additional assumptions such as sparsity, we establish a precise asymptotic characterization of the SRE.

4.1 Precise asymptotics of SRE

In this and the next sections, we will focus on the asymptotic behavior of the SRE under non-informative synthetic data and informative auxiliary data respectively. Informally, in this section, we demonstrate that

$$\hat{\beta}_M \approx \alpha_*\beta_0 + p^{-1/2}\sigma_*\mathbf{Z}, \quad (4)$$

where \mathbf{Z} is a standard normal vector, and (α_*, σ_*) are constants that depend on δ , τ , and the data generation process. This suggests that asymptotically the SRE is centered around $\alpha_*\beta_0$ with some additive Gaussian noise. To proceed with rigorous justification, we introduce some scaling parameters and necessary conditions.

Condition 6. *The parameters τ and M scale linearly with n such that $\tau/n = \tau_0$, $M/n = m$, and $p/n = 1/\delta$ for fixed constants $\tau_0 \in (0, 1)$, $m \in (0, \infty)$, and $\delta \in (0, \infty)$.*

Condition 6 is motivated by our previous findings: as shown in Sections 3.3 and 3.4, choosing τ proportional to p is crucial for achieving optimal rates in estimation; Section 3.2 suggests that the estimator is stable for sufficiently large M/p . This condition also echoes the practical guidelines provided by Huang et al. (2020).

Condition 7. $\{\mathbf{X}_i\}_{i=1}^n \stackrel{i.i.d.}{\sim} \mathcal{N}(\mathbf{0}, \mathbf{I}_p)$, $Y_i \mid \mathbf{X}_i \sim \text{Bern}(\rho'(\mathbf{X}_i^\top \boldsymbol{\beta}_0))$ and there is a constant $\kappa_1 > 0$, such that $\lim_{p \rightarrow \infty} \|\boldsymbol{\beta}_0\|^2 = \kappa_1^2$.

Condition 7 imposes a strong condition on the covariate matrix, assuming that its entries are independent standard Gaussian random variables. Standard Gaussian design condition are commonly imposed in the study of precise asymptotics such as those discussed in Remark 5. Some recent works attempt to relax the standard Gaussian design condition in various settings to allow general covariance structural (Zhao et al. 2022, Celentano et al. 2023) and replace the normality by moment conditions (El Karoui 2018, Han & Shen 2023). The independence in Condition 7 is relaxed in Corollary 4.2. Furthermore, we expect that it is possible to relax the Gaussian design condition for our result and we provide empirical justification in Appendix B.8 in the supplementary material, which suggests that the same convergence seems to hold if the entries of \mathbf{X}_i 's are independent with zero mean, unit variance, and a finite fourth moment. However, the development will be much more complicated than the current work and we leave it for future study.

Condition 8. $\{\mathbf{X}_i^*\}_{i=1}^M \stackrel{i.i.d.}{\sim} \mathcal{N}(\mathbf{0}, \mathbf{I}_p)$ and $\{Y_i^*\}_{i=1}^M \stackrel{i.i.d.}{\sim} \text{Bern}(0.5)$.

Condition 8 essentially assumes Y_i^* are non-informatively generated with coefficients $\boldsymbol{\beta}_s = \mathbf{0}$, which is always achievable since we have full control over the synthetic data generation. Section 4.2 relaxes this condition to allow for general $\boldsymbol{\beta}_s$.

To make the statement in (4) rigorous, the constants α_* and σ_* therein are taken from the solution to the following system of equations in three variables (α, σ, γ) :

$$\begin{cases} \frac{\sigma^2}{2\delta} = \mathbb{E} \left[\rho'(-\kappa_1 Z_1) (W - \text{Prox}_{\gamma\rho(\cdot)}(W))^2 + \frac{m}{2} (W - \text{Prox}_{\gamma_0\rho(\cdot)}(W))^2 \right] \\ 1 - \frac{1}{\delta} = \mathbb{E} \left[\frac{2\rho'(-\kappa_1 Z_1)}{1 + \gamma\rho''(\text{Prox}_{\gamma\rho(\cdot)}(W))} - \frac{\gamma\tau_0\rho''(\text{Prox}_{\gamma_0\rho(\cdot)}(W))}{1 + \gamma_0\rho''(\text{Prox}_{\gamma_0\rho(\cdot)}(W))} \right], \\ -\frac{\alpha}{2\delta} = \mathbb{E} [\rho''(-\kappa_1 Z_1) \text{Prox}_{\gamma\rho(\cdot)}(W)], \end{cases} \quad (5)$$

where Z_1 and Z_2 are independent standard normal variables, $W := \kappa_1\alpha Z_1 + \sigma Z_2$, $\gamma_0 := \gamma\tau_0/m$, and the proximal operator is given by $\text{Prox}_{\lambda\rho}(z) = \arg \min_{t \in \mathbb{R}} \{\lambda\rho(t) + \frac{1}{2}(t - z)^2\}$. We can now precisely characterize the asymptotic behavior of the SRE.

Theorem 4.1. Consider the SRE $\hat{\boldsymbol{\beta}}_M$ defined in (2). Suppose that Conditions 6, 7, and 8 hold and $m\delta > 2$. Assume that the parameters $(\kappa_1, \delta, \tau_0, m)$ are such that the system of equations (5) has a unique solution $(\alpha_*, \sigma_*, \gamma_*)$. Then, the followings hold:

(1) For any fixed index set $\mathcal{S} \subset \{1, \dots, p\}$ with $\sqrt{p} \|\boldsymbol{\beta}_{0,\mathcal{S}}\|_2 = O(1)$, we have

$$\frac{\sqrt{p}}{\sigma_*} \left(\hat{\boldsymbol{\beta}}_{M,\mathcal{S}} - \alpha_* \boldsymbol{\beta}_{0,\mathcal{S}} \right) \xrightarrow{d} \mathcal{N}(\mathbf{0}, \mathbf{I}_{|\mathcal{S}|}).$$

(2) Suppose $\frac{1}{p} \sum_{j=1}^p \chi_{\sqrt{p}\boldsymbol{\beta}_{0,j}} \rightsquigarrow \Pi$ for a distribution Π . For any locally-Lipschitz function¹ $\Psi(a, b)$ or for the indicator function $\Psi(a, b) = \mathbf{1}\{|a/\sigma_*| \leq t\}$ with fixed $t > 0$, we have

$$\frac{1}{p} \sum_{j=1}^p \Psi \left(\sqrt{p}(\hat{\boldsymbol{\beta}}_{M,j} - \alpha_* \boldsymbol{\beta}_{0,j}), \sqrt{p}\boldsymbol{\beta}_{0,j} \right) \xrightarrow{\mathbb{P}} \mathbb{E}[\Psi(\sigma_* Z, \beta)],$$

where $Z \sim N(0, 1)$ is independent of $\beta \sim \Pi$.

¹A function $\Psi : \mathbb{R}^m \rightarrow \mathbb{R}$ is said to be locally-Lipschitz if there exists a constant $L > 0$ such that for all $\mathbf{t}_0, \mathbf{t}_1 \in \mathbb{R}^m$, $\|\Psi(\mathbf{t}_0) - \Psi(\mathbf{t}_1)\| \leq L(1 + \|\mathbf{t}_0\| + \|\mathbf{t}_1\|)\|\mathbf{t}_0 - \mathbf{t}_1\|$.

Theorem 4.1 is implied by Theorem 4.3 and we postpone the discussion on the proof there. Theorem 4.1 reveals that in the linear asymptotic regime, the SRE $\widehat{\beta}_M$ is centered around the scaled true coefficient vector $\alpha_*\beta_0$ and $\sqrt{p}(\widehat{\beta}_M - \alpha_*\beta_0)$ is approximately normal with independent entries with standard deviation σ_* .

Theorem 4.1 implies various asymptotic relationships between the estimator $\widehat{\beta}_M$ and the true coefficients β_0 by varying the locally-Lipschitz function Ψ . Here are some examples:

Squared error and cosine similarity. By taking $\Psi(a, b) = (a + (\alpha_* - 1)b)^2$ and Slutsky's theorem, we have

$$\|\widehat{\beta}_M - \beta_0\|^2 \xrightarrow{\mathbb{P}} \sigma_*^2 + (\alpha_* - 1)^2 \kappa_1^2. \quad (6)$$

$$\frac{\langle \widehat{\beta}_M, \beta_0 \rangle}{\|\widehat{\beta}_M\|_2 \|\beta_0\|_2} \xrightarrow{\mathbb{P}} \frac{\alpha_* \kappa_1}{\sqrt{\alpha_*^2 \kappa_1^2 + \sigma_*^2}}. \quad (7)$$

In Section 4.4.1, we plot the theoretical limit against the value of τ_0 and reveal a bias and variance trade-off phenomenon for the regularization using synthetic data.

Confidence intervals. For each j , consider the interval estimate for $\beta_{0,j}$ given by

$$\text{CI}_j = \left[\frac{\widehat{\beta}_{M,j} - 1.96\sigma_*/\sqrt{p}}{\alpha_*}, \frac{\widehat{\beta}_{M,j} + 1.96\sigma_*/\sqrt{p}}{\alpha_*} \right]. \quad (8)$$

Theorem 4.1 establishes two types of asymptotic validity of CI_j 's: (1) The coverage proportion converges as $\frac{1}{p} \sum_{j=1}^p \mathbf{1}\{\beta_{0,j} \in \text{CI}_j\} \xrightarrow{\mathbb{P}} 0.95$; (2) For any j , the asymptotic coverage rate converges as $\mathbb{P}(\beta_{0,j} \in \text{CI}_j) \rightarrow 0.95$.

These choices of Ψ have previously been explored in the literature and we remark that these results continue to hold without the condition that $\frac{1}{p} \sum_{j=1}^p \chi_{\sqrt{p}\beta_{0,j}} \rightsquigarrow \Pi$. Other examples, including *generalization error* and *predictive deviance*, are discussed in Appendix D.9 in the supplementary material.

In Theorem 4.1, the condition that $\text{Cov}(\mathbf{X}) = \mathbb{I}_p$ can be relaxed to allow for a general covariance matrix, as stated in the following corollary.

Corollary 4.2. Consider the logistic regression model and the SRE $\widehat{\beta}_M$ defined in Section 2 under Condition 6 and the condition $m\delta > 2$. Suppose $\mathbf{X}_i \stackrel{i.i.d.}{\sim} \mathcal{N}(\mathbf{0}, \Sigma)$ for $i \in [n]$ and $\mathbf{X}_i^* \stackrel{i.i.d.}{\sim} \mathcal{N}(\mathbf{0}, \Sigma)$ for $i \in [m]$, where Σ is a positive definite matrix. Let $v_j^2 = \text{Var}(X_{i,j} \mid \mathbf{X}_{i,-j})$ denote the conditional variance of $X_{i,j}$ given all other covariates. Furthermore, assume that the empirical distribution $\frac{1}{p} \sum_{j=1}^p \chi_{\sqrt{p}v_j\beta_{0,j}}$ converges weakly to a distribution Π with a finite second moment, $\|\Sigma^{1/2}\beta_0\|^2 \xrightarrow{\mathbb{P}} \kappa_1^2$, and $\sum_{j=1}^p v_j^2 \beta_{0,j}^2 \xrightarrow{\mathbb{P}} \mathbb{E}[\beta^2]$ for $\beta \sim \Pi$. Assume the parameters $(\kappa_1, \delta, \tau_0, m)$ are such that the system of equations (5) has a unique solution $(\alpha_*, \sigma_*, \gamma_*)$. Then, for any locally-Lipschitz function $\Psi : \mathbb{R} \times \mathbb{R} \rightarrow \mathbb{R}$ or for the indicator function $\Psi(a, t) = \mathbf{1}\{|a/\sigma_*| \leq t\}$ with any fixed $t > 0$, we have

$$\frac{1}{p} \sum_{j=1}^p \Psi(\sqrt{p}v_j(\widehat{\beta}_{M,j} - \alpha_*\beta_{0,j}), \sqrt{p}v_j\beta_{0,j}) \xrightarrow{\mathbb{P}} \mathbb{E}[\Psi(\sigma_*Z, \beta)].$$

where $Z \sim N(0, 1)$ independent of $\beta \sim \Pi$.

Corollary 4.2 makes our theory more applicable in real practice. It can be proved by employing the argument in Zhao et al. (2022) and we omit the details here.

4.2 Extension to informative auxiliary data

In many practical scenarios, *informative auxiliary data* (e.g., data from different but similar studies) may be available. To assess the potential benefits of leveraging such informative data, we extend our precise asymptotic analysis to the case where informative auxiliary data are used in place of the synthetic data. In this setting, the SRE using informative auxiliary data is a frequentist *transfer learning* method, which aims to borrow strength from related datasets to improve inference for the target model (Torrey & Shavlik 2010).

To be concrete, suppose (\mathbf{X}_i^*, Y_i^*) are informative auxiliary data such that $Y_i^* | \mathbf{X}_i^* \sim \text{Bern}(\rho'(\mathbf{X}_i^{\top} \boldsymbol{\beta}_s))$ and $\boldsymbol{\beta}_s$ is correlated with $\boldsymbol{\beta}_0$. In addition to Conditions 6 and 7, further assume $\|\boldsymbol{\beta}_s\|_2 = \kappa_2$ and let $\xi = \langle \boldsymbol{\beta}_s, \boldsymbol{\beta}_0 \rangle / (\|\boldsymbol{\beta}_s\|_2 \|\boldsymbol{\beta}_0\|_2)$. In analogy to (4), we have the following for the SRE $\hat{\boldsymbol{\beta}}_M$ using informative auxiliary data:

$$\hat{\boldsymbol{\beta}}_M \approx \alpha_{1*} \boldsymbol{\beta}_0 + \frac{\alpha_{2*}}{\sqrt{1 - \xi^2}} (\boldsymbol{\beta}_s - \xi \frac{\|\boldsymbol{\beta}_s\|}{\|\boldsymbol{\beta}_0\|} \boldsymbol{\beta}_0) + p^{-1/2} \sigma_* \mathbf{Z}, \quad (9)$$

where $(\alpha_{1*}, \alpha_{2*}, \sigma_*)$ depends on δ, τ, M and the data generation process. Compared with (4), the SRE is not centered at scaled $\boldsymbol{\beta}_0$ but a linear combination of $\boldsymbol{\beta}_0$ and $\boldsymbol{\beta}_s$.

Remark 4. Many methods for transfer learning have been investigated recently from the statistical perspectives; see for example Bastani (2021), Reeve et al. (2021), Li et al. (2022), Li, Cai & Li (2023), Tian & Feng (2023), Li, Zhang, Cai & Li (2023), Zhang & Li (2023). These developments usually assume there are lots of auxiliary samples and the difference between the target model and the source model is sufficiently small. In contrast, our analysis here accommodates any level of similarity $\xi \in [0, 1)$.

To make the normal approximation in (9) rigorous, we continue to assume Conditions 6 and 7, and we suppose the auxiliary data satisfies the following condition.

Condition 9. The covariate vector $\{\mathbf{X}_i^*\} \sim \mathcal{N}(\mathbf{0}, \mathbf{I}_p)$ and the auxiliary response $Y_i^* | \mathbf{X}_i^* \sim \text{Bern}(\rho'(\mathbf{X}_i^{\top} \boldsymbol{\beta}_s))$. There is a constant $\kappa_2 > 0$, and $\xi \in [0, 1)$, such that $\lim_{p \rightarrow \infty} \|\boldsymbol{\beta}_s\|^2 = \kappa_2^2$ and $\lim_{p \rightarrow \infty} \frac{1}{\|\boldsymbol{\beta}_0\| \|\boldsymbol{\beta}_s\|} \langle \boldsymbol{\beta}_0, \boldsymbol{\beta}_s \rangle = \xi$.

Similar to (5), we introduce an important system of equations in four variables $(\alpha_1, \alpha_2, \sigma, \gamma)$, which includes an extra variable α_2 to track the influence of informative auxiliary data.

To present the new system of equations, let Z_1, Z_2, Z_3 be i.i.d. standard normal random variables. The variable W_I is defined as a linear combination of Z_1, Z_2 and Z_3 , specifically $W_I := \kappa_1 \alpha_1 Z_1 + \kappa_2 \alpha_2 Z_2 + \sigma Z_3$. Additionally, we adopt the shorthand notation $\gamma_0 := \tau_0 \gamma / m$. The system of equations is given as follows.

$$\left\{ \begin{array}{l} \frac{\sigma^2}{2\delta} = \mathbb{E} \left[\rho'(-\kappa_1 Z_1) (W_I - \text{Prox}_{\gamma \rho(\cdot)}(W_I))^2 \right] \\ \quad + m \mathbb{E} \left[\rho'(-\kappa_2 \xi Z_1 - \kappa_2 \sqrt{1 - \xi^2} Z_2) (W_I - \text{Prox}_{\gamma_0 \rho(\cdot)}(W_I))^2 \right], \\ 1 - \frac{1}{\delta} + m = \mathbb{E} \left[\frac{2\rho'(-\kappa_1 Z_1)}{1 + \gamma \rho''(\text{Prox}_{\gamma \rho(\cdot)}(W_I))} + \frac{2m\rho'(-\kappa_2 \xi Z_1 - \kappa_2 \sqrt{1 - \xi^2} Z_2)}{1 + \gamma_0 \rho''(\text{Prox}_{\gamma_0 \rho(\cdot)}(W_I))} \right] \\ -\frac{\alpha_1}{2\delta} = \mathbb{E} \left[\rho''(-\kappa_1 Z_1) \text{Prox}_{\gamma \rho(\cdot)}(W_I) \right] \\ \quad + m \xi \frac{\kappa_2}{\kappa_1} \mathbb{E} \left[\rho''(-\kappa_2 \xi Z_1 - \kappa_2 \sqrt{1 - \xi^2} Z_2) \text{Prox}_{\gamma_0 \rho(\cdot)}(W_I) \right], \\ -\frac{\alpha_2}{2\delta} = m \sqrt{1 - \xi^2} \mathbb{E} \left[\rho''(-\kappa_2 \xi Z_1 - \kappa_2 \sqrt{1 - \xi^2} Z_2) \text{Prox}_{\gamma_0 \rho(\cdot)}(W_I) \right]. \end{array} \right. \quad (10)$$

We are now ready to make the statement in (9) rigorous.

Theorem 4.3. *Consider the SRE defined in (2). Suppose Conditions 6, 7, and 9 hold and the auxiliary data are not separable. Assume the parameters $\delta, \kappa_1, \kappa_2, \tau_0$, and ξ are such that the system of equations (10) has a unique solution $(\alpha_{1*}, \alpha_{2*}, \sigma_*, \gamma_*)$. Then the followings hold:*

(1) *For any fixed index set $\mathcal{S} \subset \{1, \dots, p\}$ with $\sqrt{p} \|\beta_{0,\mathcal{S}}\|_2 = O(1)$ and $\sqrt{p} \|\beta_{s,\mathcal{S}}\|_2 = O(1)$, we have*

$$\frac{\sqrt{p}}{\sigma_*} \left(\hat{\beta}_{M,\mathcal{S}} - \alpha_{1*} \beta_{0,\mathcal{S}} - \frac{\alpha_{2*}}{\sqrt{1-\xi^2}} (\beta_{s,\mathcal{S}} - \xi \frac{\kappa_2}{\kappa_1} \beta_{0,\mathcal{S}}) \right) \xrightarrow{d} \mathcal{N}(\mathbf{0}, \mathbf{I}_{|\mathcal{S}|}).$$

(2) *Suppose $\frac{1}{p} \sum_{j=1}^p \chi_{\sqrt{p}\beta_{0,j}} \rightsquigarrow \Pi$ for a distribution Π . For any locally-Lipschitz function $\Psi(a, b)$ or for the indicator function $\Psi(a, b) = \mathbf{1}\{|a/\sigma_*| \leq t\}$ with fixed $t > 0$, we have*

$$\frac{1}{p} \sum_{j=1}^p \Psi \left(\sqrt{p} [\hat{\beta}_{M,j} - \alpha_{1*} \beta_{0,j} - \frac{\alpha_{2*}}{\sqrt{1-\xi^2}} (\beta_{s,j} - \xi \frac{\kappa_2}{\kappa_1} \beta_{0,j})], \sqrt{p} \beta_{0,j} \right) \xrightarrow{\mathbb{P}} \mathbb{E}[\Psi(\sigma_* Z, \beta)], \quad (11)$$

where $Z \sim N(0, 1)$ is independent of $\beta \sim \Pi(\beta)$. In the special case that $\xi = 1$, (11) continues to hold if the left-hand side is replaced by $\frac{1}{p} \sum_{j=1}^p \Psi \left(\sqrt{p} (\hat{\beta}_{M,j} - \alpha_{1*} \beta_{0,j}), \sqrt{p} \beta_{0,j} \right)$.

Our proof of Theorem 4.3 relies on a novel application of the Convex Gaussian Minimax Theorem (CGMT) [Thrampoulidis et al. \(2018\)](#). While CGMT has been used for regularized M-estimators with separable regularization², the existing techniques do not apply to the non-separable regularization in (2). To apply CGMT, it is generally necessary to reduce the optimization problem to an ancillary optimization (AO) over compact sets of variables and then analyze the optima of the AO. Traditional analyses of CGMT proceed through a rank-one projection of the optima on the direction of β_0 . These analyses are applicable only to separable regularization. For our optimization (2), the regularization is non-separable and we need to project β into a space spanned by β_0 and β_s , where the traditional argument fails to work. We overcome this challenge by employing a new strategy, which extends the application of CGMT to non-separable regularization.

We provide a brief overview of our proof. Suppose the Gram-Schmidt process yields two orthonormal vectors e_1, e_2 in the space spanned by β_0 and β_s . We decompose the SRE as follows:

$$\hat{\beta}_M = (e_1^\top \hat{\beta}_M) \beta_0 + (e_2^\top \hat{\beta}_M) \beta_s + \mathbf{P}^\perp \hat{\beta},$$

where \mathbf{P}^\perp is the projection matrix onto the orthogonal complement of the space spanned by β_0 and β_s . Next, we develop a novel reduction of the AO problem to track the limits of $e_1^\top \hat{\beta}_M$ and $e_2^\top \hat{\beta}_M$. Finally, we demonstrate that $\mathbf{P}^\perp \hat{\beta}_M$ will be asymptotically equal to $\sigma_* \mathbf{Z}$. We believe this novel decomposition could be of independent interest and applicable in other analyses where it is necessary to project the optimization variable into a multidimensional space.

Theorem 4.3 is more general than Theorem 4.1. Note that the generation of non-informative synthetic data corresponds to $\beta_s = \mathbf{0}$ and $\kappa_2 = 0$. In this case, the system of equation (10) reduces to the system of equations (5), and the convergence in Theorem 4.1 is implied by Theorem 4.3.

When κ_2 is nonzero, the difference between Theorem 4.3 and Theorem 4.1 lies in the extra term $\tilde{\beta} - \xi \frac{\kappa_2}{\kappa_1} \beta$, which results from the redundant information contained in the auxiliary data that is irrelevant to the estimand. Intuitively, the relevant information contained in the auxiliary data comes from the similarity

²A regularization function $h(\mathbf{b})$ is said to be separable if $h(\mathbf{b}) = \sum_{j=1}^p h(b_j)$ for some convex function $h(\cdot)$. E.g.: $h(\mathbf{b}) = \|\mathbf{b}\|_1 = \sum_i |b_i|$ and $h(\mathbf{b}) = \|\mathbf{b}\|_2^2 = \sum_i b_i^2$ are separable regularization functions.

between the auxiliary coefficients β_s and true coefficient vector β_0 , which can be quantified as the projection of β_s onto the direction of β_0 . The remaining part orthogonal to β_0 is $\beta_s - \frac{\langle \beta_s, \beta_0 \rangle \beta_0}{\|\beta_0\|^2} \approx \beta_s - \xi \frac{\kappa_2}{\kappa_1} \beta_0$ and contributes to the extra term above. In Section 5.3, we utilize the limit in Theorem 4.3 to illustrate that when the cosine similarity ξ is above a certain level, the SRE based on informative auxiliary data can be substantially better than the one with non-informative synthetic data.

Remark 5. *In the past two decades, new theoretical frameworks to characterize the precise asymptotic behavior of MLE and regularized estimators in the linear asymptotic regime. These frameworks have been successfully employed in linear models (Bayati & Montanari 2011, El Karoui et al. 2013, Thrampoulidis et al. 2015, El Karoui 2018) and binary regression models (Sur & Candès 2019, Salehi et al. 2019, Taheri et al. 2020, Deng et al. 2022). The main technical tools for these frameworks include approximate message passing (AMP) (Donoho et al. 2009, Bayati & Montanari 2011), Convex Gaussian Min-Max Theorem (CGMT) (Thrampoulidis et al. 2015, 2018), and the leave-one-out analysis (El Karoui et al. 2013, El Karoui 2018). In particular, our precise characterization of the SRE is based on CGMT. Although CGMT is a powerful tool for reducing the analysis of a min-max optimization to a much simpler optimization with the same optimum, the analysis of the reduced optimization is problem-specific and often challenging. To deal with the synthetic data in the SRE, novel probabilistic analyses have to be developed.*

Remark 6. *Sterzinger & Kosmidis (2023) employed AMP to analyze the asymptotic behavior of the MDYPL estimator with non-informative pseudo-responses for the same observed covariates and their analysis focused on the case where $p < n$. We point out that AMP is not suitable for the analysis of the SRE because the AMP algorithm becomes too complex when applied to synthetic data with covariates that are different from the observed ones. See Appendix D.5.2 in the supplementary material for more details. In contrast, our novel application of CGMT can accommodate this situation.*

Similar to Theorem 4.1, Theorem 4.3 also implies various asymptotic relationships between the SRE and the true coefficients with different choices of Ψ as discussed in Section 4.1. In particular, for squared error, we have

$$\|\hat{\beta}_M - \beta_0\|_2^2 \xrightarrow{\mathbb{P}} (\alpha_{1*} - 1)^2 \kappa_1^2 + \alpha_{2*}^2 \kappa_2^2 + \sigma_*^2; \quad (12)$$

for cosine similarity, we have

$$\frac{\langle \hat{\beta}_M, \beta_0 \rangle}{\|\hat{\beta}_M\|_2 \|\beta_0\|_2} \xrightarrow{\mathbb{P}} \frac{\alpha_{1*} \kappa_1}{\sqrt{\alpha_{1*}^2 \kappa_1^2 + \alpha_{2*}^2 \kappa_2^2 + \sigma_*^2}} \quad (13)$$

The asymptotic characterization provides theoretical benchmarks for evaluating the effectiveness of incorporating informative auxiliary data, which has the potential to outperform non-informative regularization. By considering the additional factors ξ and κ_2 , we can develop methods for evaluating the auxiliary information and selecting the tuning parameter τ in practical applications.

4.3 Precise asymptotics of pSRE

As the synthetic sample size M increases, the SRE converges to the pSRE $\hat{\beta}_\infty$ defined in (3). Accordingly, the asymptotic limit of the SRE is expected to converge to that of the pSRE as the ratio $m = M/n$ increases to infinity. The difficulty of analyzing the asymptotic behaviour of pSRE lies in the fact that the regularization term $\mathbb{E} [Y^* \mathbf{X}^{*\top} \beta - \rho(\mathbf{X}^{*\top} \beta)]$ does not have a simple expression that permits the use of our tools developed in Section 4.1 for $\hat{\beta}_M$ or the tools developed in Salehi et al. (2019) for M-estimators under separable regularization.

We shall focus on the non-informative case and defer the discussion of the informative case to Appendix D.8 in the supplementary material. Recall that the asymptotic behavior of $\hat{\beta}_M$ is tracked by the solution of

the system of equations (5). To derive the asymptotic characterization of $\hat{\beta}_\infty$ heuristically, we take $m \rightarrow \infty$ in (5) and consider the following approximation. Using the Taylor expansion that $\text{Prox}_{\frac{\tau_0\gamma}{m}\rho(\cdot)}(W) = W + \rho'(W)\frac{\tau_0\gamma}{m^2} + o(\frac{1}{m})$, we have

$$\begin{aligned} \lim_{m \rightarrow \infty} \frac{-\tau_0\gamma\rho''\left(\text{Prox}_{\frac{\tau_0\gamma}{m}\rho(\cdot)}(W)\right)}{1 + \frac{\tau_0\gamma}{m}\rho''\left(\text{Prox}_{\frac{\tau_0\gamma}{m}\rho(\cdot)}(W)\right)} &= -\tau_0\gamma\rho''(W), \\ \lim_{m \rightarrow \infty} m(W - \text{Prox}_{\frac{\tau_0\gamma}{m}\rho(\cdot)}(W))^2 &= 0. \end{aligned}$$

Suppose the convergence and expectation are interchangeable, the limit of (5) becomes the following system of equations, whose solution characterizes the asymptotic behavior of $\hat{\beta}_\infty$:

$$\begin{cases} \frac{\sigma^2}{2\delta} = \mathbb{E} \left[\rho'(-\kappa_1 Z_1) (W - \text{Prox}_{\gamma\rho(\cdot)}(W))^2 \right], \\ 1 - \frac{1}{\delta} = \mathbb{E} \left[\frac{2\rho'(-\kappa_1 Z_1)}{1 + \gamma\rho''(\text{Prox}_{\gamma\rho(\cdot)}(W))} - \gamma\tau_0\rho''(W) \right] \\ -\frac{\alpha}{2\delta} = \mathbb{E} [\rho''(-\kappa_1 Z_1) \text{Prox}_{\gamma\rho(\cdot)}(W)]. \end{cases} \quad (14)$$

Conjecture 4.4. *Consider the pSRE $\hat{\beta}_\infty$ defined in (3). Suppose Conditions 6, 7, and 8 hold. Assume the parameters $(\kappa_1, \delta, \tau_0)$ are such that the system of equations (14) has a unique solution $(\alpha_*, \sigma_*, \gamma_*)$. Then, as $p \rightarrow \infty$, for any locally-Lipschitz function $\Psi : \mathbb{R} \times \mathbb{R} \rightarrow \mathbb{R}$ or for the indicator function $\Psi(a, t) = \mathbf{1}\{|a/\sigma_*| \leq t\}$ with any fixed $t > 0$, we have*

$$\frac{1}{p} \sum_{j=1}^p \Psi \left(\sqrt{p}(\hat{\beta}_{\infty,j} - \alpha_*\beta_{0,j}), \sqrt{p}\beta_{0,j} \right) \xrightarrow{\mathbb{P}} \mathbb{E}[\Psi(\sigma_*Z, \beta)],$$

where $Z \sim N(0, 1)$ independent of $\beta \sim \Pi$.

Conjecture 4.4 provides a precise characterization of the asymptotic behavior of the estimator $\hat{\beta}_\infty$ that is similar to the one of $\hat{\beta}_M$ in Theorem 4.1. Although we are not able to prove this result due to the difficulty induced by the regularization term, we provide numerical verification for the convergence of the squared error and cosine similarity in Section 4.4.3.

4.4 Numerical illustration

In this section, through some simulation experiments, we test the finite-sample accuracy of our theoretical results on the SRE in Theorem 4.1 and Theorem 4.3. We focus on the squared error $\|\hat{\beta}_M - \beta_0\|_2^2$ and the cosine similarity $\frac{\langle \hat{\beta}_M, \beta_0 \rangle}{\|\hat{\beta}_M\|_2 \|\beta_0\|_2}$ and we compare the theoretical prediction on these quantities with the finite-sample counterparts. Throughout the section the synthetic sample size is set to be $M = 20p$ in all experiments and the SRE is computed with tuning parameter $\tau = p\tau_0\delta$ for some sequence of values for τ_0 . To get the solutions from the systems of equations (5) and (10), we use the fixed-point iterative method (Berinde & Takens 2007, Ch 1.2).

4.4.1 Non-informative synthetic data

We consider the setting in Section 4.1 where the SRE is constructed with non-informative synthetic data. In the experiments, we pick different combinations of parameters δ and κ_1 , and fix p at 250 so that n is 250 δ .

The observed data $\{\mathbf{X}_i, Y_i\}_{i=1}^n$ and the synthetic data $\{\mathbf{X}_i^*, Y_i^*\}_{i=1}^M$ are generated following the condition of Theorem 4.1. For the true coefficients β_0 , we first generate $T_j \sim t_3$ independently for each $j \in [p]$ and then set $\beta_{0j} = \frac{\kappa_1}{\sqrt{3p}} T_j$. The limiting values of the squared error and the cosine similarity are given in (6) and (7), respectively.

For $\kappa_1 = 0.5$ and $\kappa_1 = 1.5$, we plot the finite-sample averaged squared error and cosine similarity as points and we draw the limiting values as curves in Figure 2, where the x-axis shows the value of τ_0 . Results for $\kappa_1 = 1$ and 2 are provided in Appendix B.3 in the supplementary material. In these plots, the points align well with the curves, which demonstrates that our asymptotic theory has desirable finite sample accuracy. Furthermore, the U-shaped curve of the squared error suggests that for the bias-variance tradeoff, the optimal value of τ should have the same order as the dimension p , which aligns with the practical suggestion in Huang et al. (2022).

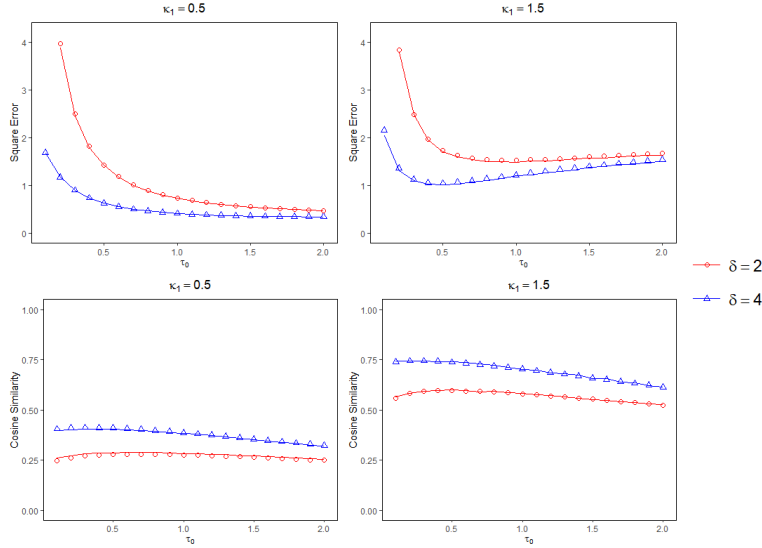


Figure 2: Performance of the SRE with non-informative synthetic data as a function of $\tau_0 = \tau/n$. Each point is obtained by calculating the performance metrics of the SRE averaging over 50 simulation replications. The solid lines represent the corresponding theoretical prediction.

4.4.2 Informative auxiliary data

We consider the setting in Section 4.2 where the auxiliary data are generated using regression coefficients β_s that have nonzero cosine similarity ξ with the true regression coefficients β_0 . In the experiments, we pick different combinations of parameters δ and κ_1 , and fix $\kappa_2 = 1$, $\xi = 0.9$, and $p = 250$ so that $n = p\delta$. The observed data and true regression coefficients β_0 are generated as in Section 4.4.1. We set $\beta_s = \xi \frac{\kappa_2}{\kappa_1} \beta_0 + \kappa_2 \sqrt{1 - \xi^2} \tilde{\epsilon}$ with $\xi = 0.9$, where $\tilde{\epsilon}$ is a random vector independent of β_0 and the entries of $\tilde{\epsilon}$ are independently generated from the scale t-distribution with 3 degrees of freedom and mean zero and variance $1/p$. This particular choice guarantees that $\lim_{p \rightarrow \infty} \|\beta_s\|_2^2 = \kappa_2^2$ and $\lim_{p \rightarrow \infty} \frac{1}{\|\beta_0\|_2 \|\beta_s\|_2} \langle \beta_0, \beta_s \rangle = \xi$. Then we generate informative auxiliary data as in Condition 9. The limiting values of the squared error and the cosine similarity are given in (12) and (13) respectively.

For $\kappa_1 = 0.5$ and $\kappa = 1.5$, we plot the finite-sample averaged squared error and cosine similarity as points and we draw the limiting values as curves in Figure 3, where the x-axis shows the value of τ_0 . Results for $\kappa_1 = 1$ and 2 are provided in Appendix B.3 in the supplementary material. In these plots, the points align well with the curves, which demonstrates that our asymptotic theory has desirable finite sample accuracy.

When compared with the experiments in Section 4.4.1, Figure 3 demonstrates that incorporating additional informative auxiliary data can significantly reduce estimation errors. For example, consider the case with parameters $(\delta = 2, \kappa_1 = 1.5)$. In Figure 2, the lowest MSE is approximately 1.5. In contrast, Figure 3 shows a reduction in this value to below 1. Similarly, we observe that the maximum cosine similarity improves from 0.6 to 0.8. These observations indicate the effectiveness of transferring valuable information from informative auxiliary data in enhancing the estimation accuracy of the SRE.

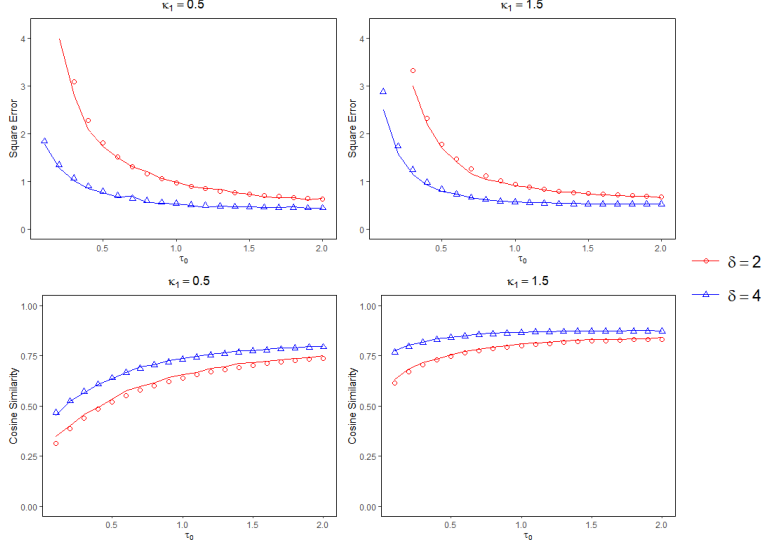


Figure 3: Performance of the SRE with informative auxiliary data ($\kappa_2 = 1, \xi = 0.9$) as a function of $\tau_0 = \tau/n$. Each point is obtained by calculating the performance metrics of the SRE averaging over 50 simulation replications. The solid lines represent the corresponding theoretical prediction.

4.4.3 Infinite synthetic data

We provide a numerical verification for Conjecture 4.4 about the asymptotics of the pSRE $\hat{\beta}_\infty$ with infinite synthetic data. We consider the same experimental setting and data generation as in Section 4.4.1. To compute the $\hat{\beta}_\infty$, we solve the optimization (3), where the expectation has an explicit form $g(\beta) = -\int_{-\infty}^{\infty} \rho(\|\beta\|_2 z) \frac{1}{\sqrt{2\pi}} \exp(-\frac{z^2}{2}) dz$.

Given parameters $(\kappa_1, \delta, \tau_0)$, let $(\alpha_*, \sigma_*, \gamma_*)$ be the solution of the system of equations (14). According to Conjecture 4.4, the limiting value of the squared error of $\hat{\beta}_\infty$ is $(\alpha_* - 1)^2 \kappa_1^2 + \sigma_*^2$, and the limiting value of the cosine similarity is $\frac{\alpha_* \kappa_1}{\sqrt{\alpha_*^2 \kappa_1^2 + \sigma_*^2}}$. We plot the finite-sample averaged squared error and cosine similarity as points and we draw the limiting values as curves in Figure 4, where the x-axis shows the value of τ_0 with $\kappa_1 = 0.5$ and 1.5. Results for experiments with $\kappa_1 = 1$ and 2 are in Appendix B.3.4 in the supplementary material. In these plots, the points align well with the curves, which demonstrates that our conjectures on $\hat{\beta}_\infty$ may indeed be correct.

5 Statistical inference based on precise asymptotics

In this section, we develop the inference procedure based on the theory developed in Section 4. Specifically, we propose methods for estimating the signal strength κ_1 and the similarity ξ . These estimates are then used to construct confidence intervals and calibrate variable selection procedures in high-dimensional inference. Appendix B.9 in the supplementary material provides additional examples using real datasets.

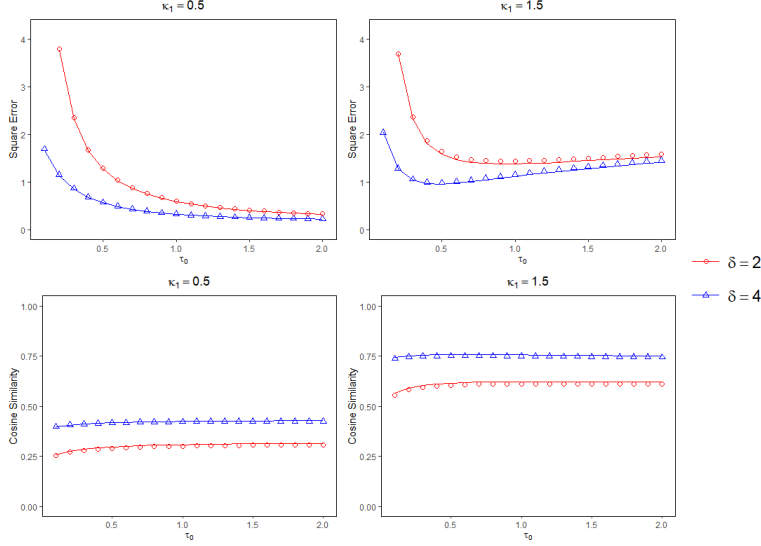
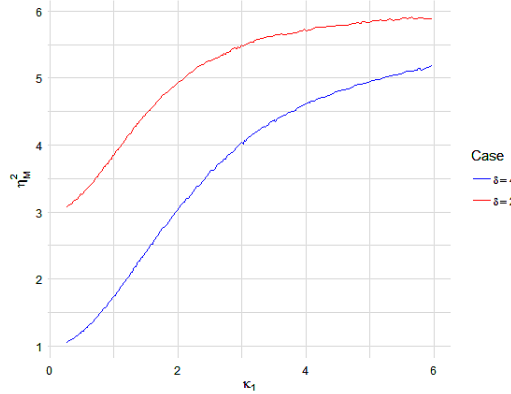


Figure 4: Performance of the pSRE $\hat{\beta}_\infty$ as a function of $\tau_0 = \tau/n$. Each point is obtained by calculating the performance metrics of the pSRE averaging over 50 simulation replications. The solid lines represent the prediction by Conjecture 4.4.

Figure 5: Relationship between η_M^2 and κ_1 across different values of δ . For each δ , η_M^2 is computed using a grid of κ_1 values, with $\tau_0 = 1/4$ and $m = 20/\delta$.



5.1 Estimation of signal strength

The precise asymptotic characterization in Theorem 4.1 depends on the unknown signal strength κ_1 . Sur & Candès (2019) proposed a method for estimating κ_1 called *ProbeFrontier* based on an asymptotic theory of the existence of the MLE, but their method only works when $p/n < 1/2$. Our method introduced below works for any value of $p/n > 0$.

Our method is based on the precise limit of the SRE. For any given (δ, τ_0, m) and any κ_1 , let $\alpha_*(\kappa_1)$ and $\sigma_*(\kappa_1)$ be the solutions of (5). Intuitively, if the norm of the true coefficients (i.e., signal strength κ_1) increases, the norm of the SRE increases accordingly. This is in light of the result proved in Candès & Sur (2020) that a large κ_1 makes the norm of the MLE unbounded. This intuition can be justified by plotting the limiting value of $\|\hat{\beta}_M\|_2^2$ with respect to κ_1 . Theorem 4.1 suggests that the squared norm of the SRE converges to $\eta_M^2 := \alpha_*^2(\kappa_1)\kappa_1^2 + \sigma_*^2(\kappa_1)$. We illustrate the relationship between η_M^2 and κ_1 in Figure 5,

which suggests that η_M^2 is increasing in κ_1 . We denote this relationship as $\eta_M = g_\delta(\kappa_1)$, where we omit the dependence on τ_0 and m because the values of τ_0 and m are manipulable and can be pre-chosen. Although it could be challenging to estimate κ_1 directly, it is straightforward to estimate η_M by $\hat{\eta}_M := \|\hat{\beta}_M\|_2$, the norm of the SRE with non-informative synthetic data of size $M = mn$ and with total weight parameter $\tau = \tau_0 n$. Subsequently, κ_1 can be estimated by $\hat{\kappa}_1$, which is the solution to $g_\delta(\kappa) = \hat{\eta}_M$. This solution can be computed using a numerical evaluation of g_δ and root-finding algorithms. Given the value of $\hat{\kappa}_1$, the corresponding solution to the system of equations (5) will be denoted by $(\hat{\alpha}_*, \hat{\sigma}_*, \hat{\gamma}_*)$. The accuracy of our estimation method for parameters $(\kappa_1, \alpha_*, \sigma_*)$ is empirically demonstrated in Appendix B.4 in the supplementary material.

Substituting the unknown parameters in (8) with these estimates, we construct the following 95% adjusted confidence intervals (ACI): $\widehat{\text{CI}}_j = \left[\frac{\hat{\beta}_{M,j} - 1.96\hat{\sigma}_*/\sqrt{p}}{\hat{\alpha}_*}, \frac{\hat{\beta}_{M,j} + 1.96\hat{\sigma}_*/\sqrt{p}}{\hat{\alpha}_*} \right], j \in [p]$. We investigate the performance of the ACI in Table 1 with $\delta = 2$, and the cases with $\delta = 4$ are provided in Appendix B.5 in the supplementary material. For $\delta = 2$, the MLE does not exist, and consequently, methods relying on the MLE, such as classical asymptotic confidence intervals and adjusted confidence intervals, cannot be applied. In contrast, our adjusted confidence intervals achieve desirable average coverage for the true regression coefficients.

Table 1: Coverage rates of 95% adjusted confidence intervals based on $\hat{\beta}_M$ with $\delta = 2$ (MLE does not exist) in Section 5.1. The results are averaged over 50 independent experiments.

p	$\kappa_1 = 0.5$	$\kappa_1 = 1$	$\kappa_1 = 1.5$	$\kappa_1 = 2$
100	0.947	0.948	0.948	0.942
400	0.948	0.950	0.946	0.946

5.2 Estimation of similarity

In addition to signal strength parameters, the precise asymptotic characterization in (11) also depends on the unknown similarity ξ . In the following, we introduce an estimation method for the similarity between the underlying regression coefficients for two datasets. Suppose we have two independent datasets: target dataset $\{\mathbf{X}_{i0}, Y_{i0}\}_{i=1}^{n_0}$ and source dataset $\{\mathbf{X}_{is}, Y_{is}\}_{i=1}^{n_s}$, both satisfy Condition 7 with true regression coefficients β_0 and β_s respectively. Furthermore, we assume $\|\beta_0\|_2 = \kappa_1$, $\|\beta_s\|_2 = \kappa_2$, and $\frac{1}{\|\beta_0\|_2 \|\beta_s\|_2} \langle \beta_0, \beta_s \rangle = \xi$. For each original dataset, we generate an independent non-informative synthetic dataset of size M and then construct the SRE separately. For simplicity, we choose the tuning parameter $\tau = n_0 \tau_0$ (or $\tau = n_s \tau_0$) for a fixed τ_0 . The resultant estimators are denoted by $\hat{\beta}_{M,0}$ for the target dataset and $\hat{\beta}_{M,s}$ for the source dataset. Theorem 4.1 suggests that

$$\hat{\beta}_{M,0} \approx \alpha_{*1} \beta_0 + p^{-1/2} \sigma_{*1} \mathbf{Z}_1, \quad \hat{\beta}_{M,s} \approx \alpha_{*2} \beta_s + p^{-1/2} \sigma_{*2} \mathbf{Z}_2,$$

where $(\alpha_{*1}, \sigma_{*1})$ are solution of system (5) based on parameter $(\delta_0 = n_0/p, \kappa_1, \tau_0, M/n_0)$, $(\alpha_{*2}, \sigma_{*2})$ are based on parameter $(\delta_s = n_s/p, \kappa_2, \tau_0, M/n_s)$, and entries of \mathbf{Z}_1 and \mathbf{Z}_2 are independent r.v.s. from $N(0, 1)$. Based on this relationship, we have $\langle \hat{\beta}_{M,0}, \hat{\beta}_{M,s} \rangle \approx \alpha_{*1} \alpha_{*2} \cdot \langle \beta_0, \beta_s \rangle \approx \alpha_{*1} \alpha_{*2} \kappa_1 \kappa_2 \xi$. This leads to the following estimator for ξ : $\hat{\xi} = \langle \hat{\beta}_{M,0}, \hat{\beta}_{M,s} \rangle / \alpha_{*1} \alpha_{*2} \kappa_1 \kappa_2$, where κ_1 and κ_2 can be estimated by the method introduced in Section 5.1 if unknown. Appendix B.6 in the supplementary material provides a numerical study to illustrate the accuracy of our estimation of ξ . Once ξ , κ_1 , and κ_2 are estimated, we can use (11) to perform downstream inference, such as constructing ACIs using the SRE with informative auxiliary data.

5.3 Selection of tuning parameter

The tuning parameter τ controls the bias-variance tradeoff for the SRE. This section discusses several methods for selecting the value of τ and compares the performance of the resulting estimators.

A widely used strategy for selecting τ is cross-validation, which requires data-splitting and recomputing the estimator on subsets of data (Hastie et al. 2009, Section 7.10). Here, we describe leave-one-out cross-validation and propose an efficient approximation. The validation error (VE) is measured using the deviance as follows: $\text{VE}(\tau) = -\sum_{i=1}^n \left\{ Y_i \mathbf{X}_i^\top \hat{\beta}_{M,-i} - \rho(\mathbf{X}_i^\top \hat{\beta}_{M,-i}) \right\}$, where $\hat{\beta}_{M,-i}$ denotes the SRE in (2) computed using all observed data except the i -th observation. Since computing all $\hat{\beta}_{M,-i}$ is computationally intensive, it is beneficial to only compute $\hat{\beta}_M$ once (for each value of τ). Motivated by the leave-one-out estimators in Sur & Candès (2019), we propose an accurate approximation to $\text{VE}(\tau)$. To be concrete, let $\mathcal{I}_{-i} = [n] \setminus \{i\}$, and approximate $\mathbf{X}_i^\top \hat{\beta}_{M,-i}$ by

$$\tilde{l}_i := \mathbf{X}_i^\top \hat{\beta}_M + \mathbf{X}_i^\top \left(H_\tau + \rho'' \left(\hat{\beta}_M^\top \mathbf{X}_i \right) \mathbf{X}_i \mathbf{X}_i^\top \right)^{-1} \mathbf{X}_i \left(Y_i - \rho' \left(\mathbf{X}_i^\top \hat{\beta}_M \right) \right),$$

where H_τ is the Hessian matrix of the objective in (2), i.e.,

$$H_\tau = - \sum_{j \in [n]} \rho'' \left(\hat{\beta}_M^\top \mathbf{X}_j \right) \mathbf{X}_j \mathbf{X}_j^\top - \frac{\tau}{M} \sum_{j \in [M]} \rho'' \left(\hat{\beta}_M^\top \mathbf{X}_j^* \right) \mathbf{X}_j \mathbf{X}_j^{*\top}.$$

The matrix inversion in the above display can be computed efficiently using the Sherman-Morrison inverse formula (Sherman & Morrison 1950). Subsequently, we approximate $\text{VE}(\tau)$ by $\widehat{\text{VE}}(\tau) := -\sum_{i=1}^n \left\{ Y_i \tilde{l}_i - \rho(\tilde{l}_i) \right\}$. In Appendix A.3 in the supplementary material, we provide a detailed derivation and summarize the algorithm for selecting τ by minimizing $\widehat{\text{VE}}(\tau)$. The SRE resulting from this selection of τ is named the SRE with **Leave-one-out Cross Validation** (SLCV).

Another way to select τ is to minimize the theoretical limit of the squared error given by Theorem 4.1. Using the estimator $\hat{\kappa}_1$ from Section 5.1, we compute the corresponding solutions to (5) for any $\tau_0 = \tau/n$, denoted as $(\hat{\alpha}_*(\tau), \hat{\sigma}_*(\tau), \hat{\gamma}_*(\tau))$. We can then estimate the limit of the squared error by (6) for a fixed grid of values of τ and select the one that minimizes the estimated limit. The SRE resulting from this selection of τ is named the SRE with **Estimated Squared Error** (SESE). For comparison, we also consider the optimal τ that minimizes the limit of the squared error based on the true value of κ_1 , and name the resulting estimator as the SRE with **True Squared Error** (STSE).

These methods are naturally extended to cases where the SRE is constructed using informative auxiliary data. More concretely, we can estimate the limit of the squared error by (12) using the estimation method for $(\kappa_1, \kappa_2, \xi)$ in Section 5.2 and we name the resulting estimator as SESE(I) where (I) represent informative auxiliary data. Similarly, we can select τ that minimizes the limit of the squared error based on the true value of $(\kappa_1, \kappa_2, \xi)$ and name the resulting estimator as STSE(I). The procedure for leave-one-out cross-validation remains the same as before and the resulting estimator with informative auxiliary data is named SLCV(I).

The results across different scenarios are shown in Figure 6. In each scenario, both SESE and SLCV perform on par with the benchmark given by STSE, which indicates that our selection methods, either using theoretical limits with estimated signal strengths or using leave-one-out cross-validation, are effective in selecting the tuning parameter τ . In addition, the performance of the estimator using informative auxiliary data is significantly superior to that using non-informative synthetic data and there is little difference among SLCV(I), SESE(I), and STSE(I). This suggests that in the presence of informative auxiliary data, our proposed selection methods can effectively utilize the information from the auxiliary data by selecting a suitable value of τ .

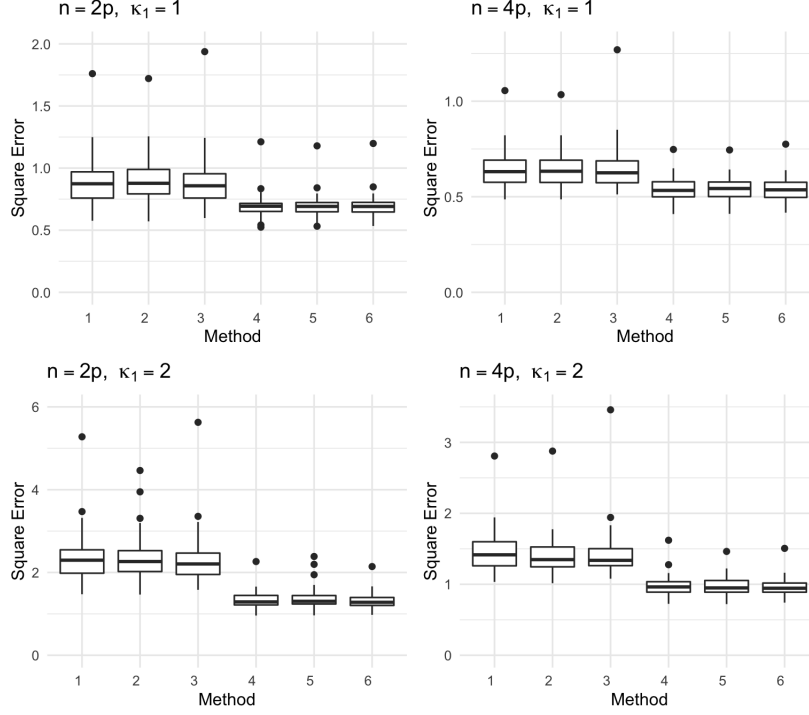


Figure 6: The box plot is constructed from 50 independent trials. The x-axis, labeled 1,2,3,4,5,6, represents different estimators. Estimators 1 to 3 are based on non-informative synthetic data, specifically SLCV, SESE, and STSE; estimators 4 to 6 are based on informative auxiliary data, specifically SLCV(I), SESE(I), and STSE(I).

5.4 Variable selection

Our precise asymptotic characterization of the SRE can be applied to variable selection with False Discovery Rate (FDR) control using the data-splitting method introduced by Dai et al. (2023). The original method requires the existence of the MLE on split datasets and is thus restricted. By using the SRE, our extension can apply even when the MLE does not exist.

The index set of null (irrelevant) variables is denoted by S_0 and the index set of relevant variables by S_1 ; for logistic regression, $S_0 = \{j \in [p] : \beta_{0,j} = 0\}$ and $S_1 = [p] \setminus S_0$. Let \hat{S} be the index set of selected variables. The False Discovery Proportion (FDP) is defined as $\text{FDP} = \frac{\#(S_0 \cap \hat{S})}{\#\hat{S}}$, and FDR is defined as $\mathbb{E}[\text{FDP}]$. Dai et al. (2023) considered a variable selection framework based on mirror statistics M_j 's that are constructed for all $j \in [p]$. A mirror statistic exhibits two key features: (1) large values indicate potentially important variables, and (2) it is symmetrically distributed around zero for null variables. Thus, variables can be ranked by the magnitude of their mirror statistics, and those exceeding a chosen cutoff are selected. The second property suggests an estimated upper bound for FDP for each t , which is given by $\frac{\#\{j: M_j < -t\}}{\#\{j: M_j > t\}}$. Following these two intuitions, the cutoff with a preassigned FDR level $q \in (0, 1)$ is given by $\text{Cutoff}(q, \{M_j\}_{j=1}^p) := \inf \{t > 0 : \#\{j : M_j < -t\} / \#\{j : M_j > t\} \leq q\}$, and we select variables with mirror statistics greater than the above cutoff value.

To construct the mirror statistic that satisfies the above two properties, we make use of the theoretical framework in Section 4.1 for $\mathbf{X} \sim N(0, \Sigma)$ with general covariance. According to Corollary 4.2, for each j we have $v_j \hat{\beta}_{M,j} \approx v_j \alpha_* \beta_{0,j} + \sigma_* Z_j$, where $Z_j \sim N(0, 1/p)$ and $v_j^2 = \text{Var}(X_j | \mathbf{X}_{-j})$ is the conditional vari-

ance. Adapting the data-splitting method in Dai et al. (2023), we split the observed data into two equal-sized halves, and compute the SRE for each half with separately generated synthetic data. This leads to

$$v_j \hat{\beta}_{M,j}^{(1)} \approx v_j \alpha_* \beta_{0,j} + \sigma_* Z_j^{(1)} \quad \text{and} \quad v_j \hat{\beta}_{M,j}^{(2)} \approx v_j \alpha_* \beta_{0,j} + \sigma_* Z_j^{(2)}, \quad (15)$$

where $(\hat{\beta}_{M,j}^{(1)}, Z_j^{(1)})$ is independent of $(\hat{\beta}_{M,j}^{(2)}, Z_j^{(2)})$ due to data splitting. (15) enables us to define the mirror statistic as $M_j := v_j^2 \hat{\beta}_{M,j}^{(1)} \hat{\beta}_{M,j}^{(2)}$, which will be large in magnitude when $\beta_{0,j} \neq 0$ and its distribution will be symmetric around 0 when $\beta_{0,j} = 0$. When v_j^2 's are unknown, we estimate them using either node-wise regression or the diagonal entries of the inverse of the sample covariance matrix $\hat{\Sigma} = \frac{1}{n} \sum_{i=1}^n \mathbf{X}_i \mathbf{X}_i^\top$. To overcome the power loss due to data splitting, Dai et al. (2023) introduced the Multiple Data-Splitting (MDS) procedure that aggregated multiple selection results via repeated sample splits; see Algorithm 2 therein.

In addition to variable selection via mirror statistics, we can consider the adjusted Benjamini-Hochberg (ABH) procedure and the adjusted Benjamini-Yekutieli (ABY) procedure (Benjamini & Hochberg 1995, Benjamini & Yekutieli 2001). Both procedures rely on the adjusted p-values, which are given by $2 * \Phi(-|\hat{v}_j \sqrt{\hat{p}} \hat{\beta}_{M,j} / \hat{\sigma}_*|)$ for $j \in [p]$, where $\Phi(\cdot)$ is the cumulative distribution function of standard Gaussian, \hat{v}_j^2 is an estimate of the conditional variance $\text{Var}(X_j | \mathbf{X}_{-j})$, and $\hat{\sigma}_*$ is an estimate of σ_* defined in Corollary 4.2; see Appendix A.4 in the supplementary material for such an estimation.

We conduct numerical experiments across different settings to compare the performance of the aforementioned variable selection methods based on SREs in terms of FDR and power. See the caption of Figure 7 for details of the experiments. In each simulation, we numerically verified that the MLE does not exist so MLE-based methods are inapplicable in all these experiments. We have the following observations from Figure 7. When the signal strength is fixed and the correlation r of the covariate matrix is varied, the MDS procedure based on the SRE effectively controls the FDR when $r \leq 0.2$, but it suffers from an inflation of FDR when $r \geq 0.3$. This is probably due to the difficulty of estimating v_j 's in the presence of high correlations. In addition, ABH is more powerful than MDS in every case, although it lacks theoretical guarantees on FDR control. On the other hand, ABY comes with a theoretical guarantee, but it is too conservative and has the lowest power in every case. When r is fixed at 0.2 while the signal strength is increasing, all three methods have decreasing FDR and increasing power since it becomes easier to distinguish the relevant variables from the null ones.

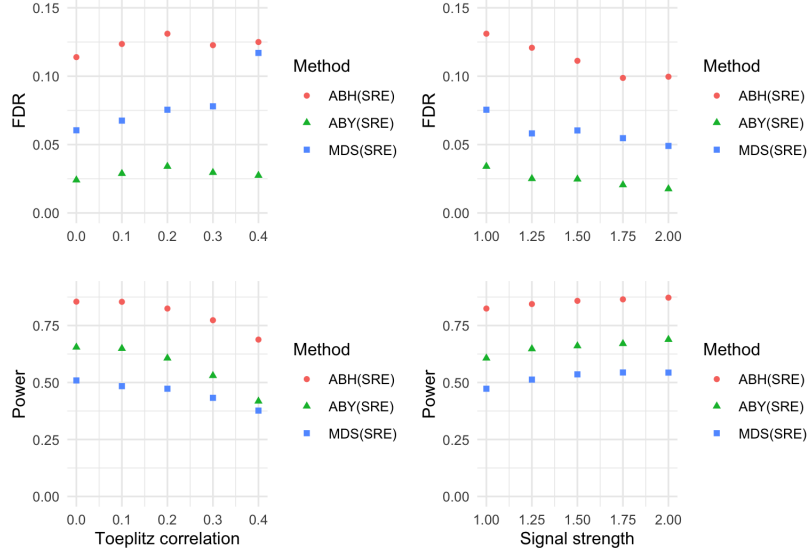
To compare with the variable selection methods based on the MLE, we also reproduce the numerical experiments in Dai et al. (2023, Section 5.1.1) where the MLE exists. The results are presented in Appendix B.7 in the supplementary material and they reveal that the selection methods based on SREs perform similarly to the MLE-based methods.

6 Extension to Generalized linear model (GLM)

In this section, we extend the theoretical results developed in Sections 3 and 4 from the logistic regression model to the generalized linear model (GLM) with the canonical link. Let $Y \in \mathcal{Y} \subset \mathbb{R}$ be a real-valued (response) variable and \mathbf{X} be a covariate vector of dimension p . The conditional density of Y given \mathbf{X} is assumed to be

$$p_G(y | \mathbf{X}, \beta_0) = h(y) \exp \left(y \mathbf{X}^\top \beta_0 - b \left(\mathbf{X}^\top \beta_0 \right) \right), y \in \mathcal{Y}, \quad (16)$$

Figure 7: Empirical FDRs and powers in a logistic regression with $p = 200$ and $n = 500$. The covariate vectors are sampled from a normal distribution $N(0, \Sigma)$, where Σ is a Toeplitz matrix ($\Sigma_{ij} = r^{|i-j|}$). The left panel varies correlation (r) while fixing signal strength at $|\beta_{0j}| = 1$ for elements in S_1 ; the right panel fixes $r = 0.2$ and varies signal strength from 1 to 2. In each scenario, there are 40 relevant features. The nominal FDR level is $q = 0.1$. The power is assessed as the proportion of correctly identified relevant features. Each point averages over 100 replications. The SRE is computed using non-informative synthetic data with $M = 20p$ and $\tau = p$.



where $b(\theta)$ and $h(y)$ are Borel functions associated to a particular GLM. Under a catalytic prior with some synthetic data, the SRE for this GLM is given by

$$\hat{\beta}_M^G = \arg \min_{\beta \in \mathbb{R}^p} \sum_{i=1}^n \ell_G(Y_i, \mathbf{X}_i^\top \beta) + \frac{\tau}{M} \sum_{i=1}^M \ell_G(Y_i^*, \mathbf{X}_i^{*\top} \beta), \quad (17)$$

where $\ell_G(y, \theta) := b(\theta) - y\theta$ and the subscript (superscript) refers to GLM. Similarly, the pSRE with infinite synthetic data is given by

$$\hat{\beta}_\infty^G = \arg \min_{\beta \in \mathbb{R}^p} \sum_{i=1}^n \ell_G(Y_i, \mathbf{X}_i^\top \beta) + \tau \mathbb{E} \left[\ell_G(Y^*, \mathbf{X}^{*\top} \beta) \right],$$

where the expectation is taken over the synthetic data-generating distribution. To present our theoretical result, we begin with some conditions on the model.

Condition 10. *The density function of the GLM satisfies the following:*

1. For any $y \in \mathcal{Y}$ and $\beta \in \mathbb{R}^p$, $p_G(y \mid \mathbf{X}, \beta) \leq C_1$ for some universal constant C_1 .
2. For any $y \in \mathcal{Y}$, the function $\ell_G(y, \theta)$ is Lipschitz- L in θ .
3. For any positive value B , there exists $c(B) > 0$ such that $b''(\theta)$ is lower bounded by $c(B)$ for all $|\theta| \leq B$.

Remark 7. *The requirements in Condition 10 are mild and commonly adopted in theoretical analysis on GLMs, as seen in Van de Geer (2008), Fan & Song (2010), Huang et al. (2020). The first requirement states*

that the probability density function should be bounded. The second and third requirements generalize the properties of the log-likelihood function and log partition function, respectively, in logistic regression.

For the synthetic data generation, we impose the following conditions.

Condition 11. *The synthetic data are i.i.d. copies of (\mathbf{X}^*, Y^*) such that the followings hold:*

- *The synthetic covariate vector $\mathbf{X}^* = (X_1^*, X_2^*, \dots, X_p^*)$ satisfies (1) $X_1^* \equiv 1$; (2) $\mathbb{E}X_j^* = 0$, $\text{Var}(X_j^*) = 1$, and $|X_j^*| \leq B_1$, a.s., for $j = 2, \dots, p$; (3) X_2^*, \dots, X_p^* are independent.*
- *For the synthetic response Y^* , there are some constants $q \in (0, 1)$ and $\varsigma > 0$ such that $\min\{\mathbb{P}(Y^* \geq b'(0) + \varsigma \mid \mathbf{X}^*), \mathbb{P}(Y^* \leq b'(0) - \varsigma \mid \mathbf{X}^*)\} \geq q$.*

Condition 11 is an extension of Condition 1 with no difference in the generation of synthetic covariates. The requirement on the generation of responses ensures that synthetic responses do not highly skew towards one side of the domain \mathcal{Y} . In logistic regression, this requirement becomes the same as in Condition 1 if we take $\varsigma = 0.5$.

Under these conditions, we can establish the following results for GLM: (1) the SRE $\hat{\beta}_M^G$ exists and is unique; (2) the SRE is stable against finite M in the sense that $\|\hat{\beta}_M^G - \hat{\beta}_\infty^G\|^2 = O_p\left(\frac{p}{M\gamma^2}\right)$; (3) in the regime that p diverges but $p/n \rightarrow 0$, the SRE is consistent in the sense that $\|\hat{\beta}_M^G - \beta_0\|^2 = O_p(p/n)$ under Condition 4, Condition 2, and $\mathbb{E}\|\text{Var}(Y_i \mid \mathbf{X}_i)\mathbf{X}_i\|^2 \leq C_2 p$ for some universal constant $C_2 > 0$; (4) in the linear asymptotic regime, $\|\hat{\beta}_M^G\|_2$ is bounded with high probability; (5) under Gaussian design, we precisely characterize the asymptotic behaviour of the SRE, which roughly states that $\hat{\beta}_M^G \approx \alpha_G \beta_0 + p^{-1/2} \sigma_G \mathbf{Z}$, where \mathbf{Z} is a standard normal vector and α_G and σ_G are constants similar to the ones in (4). The details and proofs of these results are presented in Appendix C in the supplementary material.

7 Discussion

This paper introduces the synthetic-data regularization method inspired by Bayesian catalytic priors. Unlike traditional regularization methods that penalize parameters, this method achieves regularization for the complex target model through the weighted likelihood of synthetic data generated from a simpler model. This method is easy to implement and is invariant to affine transformations. With both theoretical and practical developments, we establish the synthetic-data regularization as a rigorous framework for improved frequentist inference.

Theoretically, we analyze the properties of the SRE in GLMs where no structural assumptions are imposed. We prove that the SRE achieves minimax rate optimality regardless of dimension or sample size, and we provide a precise asymptotic characterization in the high-dimensional linear regime. The novelty of our precise asymptotic analysis lies in extending the application of CGMT to non-separable regularization and rank-two projections, as the existing works focus on separable regularization and rank-one projection. These results clarify the roles of the tuning parameters in determining the behavior of the SRE. We also extend our analysis to incorporate regularization with informative auxiliary data, revealing the advantages of external information for improved inference.

Practically, building upon our theoretical results, we develop novel methodologies for implementation and inference. Specifically, we propose methods for estimating the bias and variance parameters that govern the SRE's asymptotic behavior, which are then used to adjust high-dimensional inference. The effectiveness of these adjusted inferences is demonstrated through simulations and real-data examples.

Several research questions remain open: (1) The synthetic-data regularization framework is broadly applicable. Although our theory currently focuses on GLMs, it establishes a solid foundation for extensions to other model classes. (2) Our estimation method for signal strength is empirically accurate, but a theoretical guarantee requires further investigation. (3) While the precise asymptotic characterization assumes Gaussian designs, numerical results in Appendix B.8 in the supplementary material suggest this characterization holds under weaker conditions. Proving this universality is promising but technically challenging.

8 Acknowledgements

D. Huang was partially supported by NUS Start-up Grant A-0004824-00-0 and Singapore Ministry of Education AcRF Tier 1 Grant A-8000466-00-00.

Supplementary Material

In this supplementary material, Section A summarizes the estimation strategies for κ_1 and ξ and the variable selection approaches mentioned in the main text. This section also details the rationale for the approximated leave-one-out cross-validation (LOOCV). Section B collects all additional numerical experiments mentioned in the main text; see the detailed outline therein. Section C extends the theoretical results developed in the main text from the logistic regression model to the generalized linear model (GLM) with the canonical link. Section D provides all proofs for the theorems presented in the main text.

A Methodology

A.1 Estimation of signal strength κ_1

Algorithm 1 summarizes the estimation method of signal strength described in Section 5.1.

Algorithm 1 Estimation of signal strength κ_1

Input:

 Observed Data: $\{\mathbf{X}_i, Y_i\}_{i=1}^n$,

 non-informative synthetic data: $\{\mathbf{X}_i^*, Y_i^*\}_{i=1}^M$

 Relationship function: g_δ with $\delta = n/p, \tau_0 = 0.25, m = 20/\delta$
Process:

1. Compute $\hat{\beta}_M$ with $\tau = 0.25n$ and set $\hat{\eta}_M = \|\hat{\beta}_M\|_2$.
2. Find a $\hat{\kappa}_1$ such that $g_\delta(\hat{\kappa}_1) = \hat{\eta}_M$

Output: $\hat{\kappa}_1$

A.2 Estimation of similarity ξ

Algorithm 2 summarizes the procedure to estimate ξ described in Section 5.2 of the main text.

Algorithm 2 Estimation of similarity ξ

Input:

 Target dataset $\{\mathbf{X}_{i0}, Y_{i0}\}_{i=1}^{n_0}$ and source dataset $\{\mathbf{X}_{is}, Y_{is}\}_{i=1}^{n_s}$
Process:

1. Generate two non informative auxiliary data: $\{\mathbf{X}_{i0}^*\}_{i=1}^M, \{\mathbf{X}_{is}^*\}_{i=1}^M \stackrel{\text{i.i.d.}}{\sim} \mathcal{N}(\mathbf{0}, \mathbf{I}_p)$
 and $\{Y_{i0}^*\}_{i=1}^M, \{Y_{is}^*\}_{i=1}^M \stackrel{\text{i.i.d.}}{\sim} \text{Bern}(0.5), M = 20p$.
2. Compute SRE $\hat{\beta}_{M,0}$ with $\tau = 0.25n_0$ and $\hat{\beta}_{M,s}$ with $\tau = 0.25n_s$ based on (2).
3. Apply Algorithm 1 give two estimate $\hat{\kappa}_1, \hat{\kappa}_2$. Find solutions of the system of equations (5) $(\hat{\alpha}_{1*}, \hat{\sigma}_{1*}, \hat{\gamma}_{1*})$ based on parameters $(\delta = n_0/p, \hat{\kappa}_1, \tau_0 = 0.25, m = M/n_0)$ and $(\hat{\alpha}_{2*}, \hat{\sigma}_{2*}, \hat{\gamma}_{2*})$ based on parameters $(\delta = n_s/p, \hat{\kappa}_2, \tau_0 = 0.25, m = M/n_s)$

Output: $\hat{\xi} = \langle \hat{\beta}_{M,0}, \hat{\beta}_{M,s} \rangle / (\hat{\alpha}_{*1} \hat{\alpha}_{*2} \hat{\kappa}_1 \hat{\kappa}_2)$

A.3 Approximated Leave-one-out cross validation (LOOCV)

We provide the rationale for the approximated leave one out cross validation (LOOCV) method described in Section 5.3 of the main text for tuning the parameter τ . To compromise the extensive computational burden

of the standard LOOCV, we design an approximation to fasten the computation of the validation error (VE) for each candidate value of τ . This approximation requires running the optimization in (2) only once per candidate value.

Recall that the VE is measured using the deviance and it is given by

$$VE(\tau) = - \sum_{i=1}^n \left\{ Y_i \mathbf{X}_i^\top \hat{\boldsymbol{\beta}}_{M,-i} - \rho(\mathbf{X}_i^\top \hat{\boldsymbol{\beta}}_{M,-i}) \right\}$$

where $\hat{\boldsymbol{\beta}}_{M,-i}$ denotes the optima of (2) computed using all data except for the i -th observation.

A.3.1 Part 1

Let's consider the approximation of $\hat{\boldsymbol{\beta}}_{M,-i}^\top \mathbf{X}_i$ with any $i \in [n]$. To ease the notation, we drop the subscript M . Let $\mathcal{I} = \{1, \dots, n\}$ be the indices of all observations and $\mathcal{I}_{-i} = \{1, \dots, i-1, i+1, \dots, n\}$ be the indices of all but the i -th observation. Now we can write out the first-order optimality condition for $\hat{\boldsymbol{\beta}}$ and $\hat{\boldsymbol{\beta}}_{-i}$:

$$\begin{aligned} 0 &= \sum_{j \in \mathcal{I}} \mathbf{X}_j \left(Y_j - \rho'(\hat{\boldsymbol{\beta}}^\top \mathbf{X}_j) \right) + \frac{\tau}{M} \sum_{j=1}^M \mathbf{X}_j^* \left(Y_j^* - \rho'(\hat{\boldsymbol{\beta}}^\top \mathbf{X}_j^*) \right), \\ 0 &= \sum_{j \in \mathcal{I}_{-i}} \mathbf{X}_j \left(Y_j - \rho'(\hat{\boldsymbol{\beta}}_{-i}^\top \mathbf{X}_j) \right) + \frac{\tau}{M} \sum_{j=1}^M \mathbf{X}_j^* \left(Y_j^* - \rho'(\hat{\boldsymbol{\beta}}_{-i}^\top \mathbf{X}_j^*) \right). \end{aligned}$$

Taking the difference between these two equations yields

$$\begin{aligned} 0 &= \mathbf{X}_i \left(Y_i - \rho'(\hat{\boldsymbol{\beta}}^\top \mathbf{X}_i) \right) + \sum_{j \in \mathcal{I}_{-i}} \mathbf{X}_j \left[\rho'(\hat{\boldsymbol{\beta}}_{-i}^\top \mathbf{X}_j) - \rho'(\hat{\boldsymbol{\beta}}^\top \mathbf{X}_j) \right] + \\ &\quad \frac{\tau}{M} \sum_{j=1}^M \mathbf{X}_j^* \left[\rho'(\hat{\boldsymbol{\beta}}_{-i}^\top \mathbf{X}_j^*) - \rho'(\hat{\boldsymbol{\beta}}^\top \mathbf{X}_j^*) \right]. \end{aligned}$$

We expect the difference between $\hat{\boldsymbol{\beta}}_{-i}$ and $\hat{\boldsymbol{\beta}}$ to be small, so we can well approximate the difference $\rho'(\hat{\boldsymbol{\beta}}_{-i}^\top \mathbf{X}_j) - \rho'(\hat{\boldsymbol{\beta}}^\top \mathbf{X}_j)$ and $\rho'(\hat{\boldsymbol{\beta}}_{-i}^\top \mathbf{X}_j^*) - \rho'(\hat{\boldsymbol{\beta}}^\top \mathbf{X}_j^*)$ using a Taylor expansion of ρ' around $\hat{\boldsymbol{\beta}}^\top \mathbf{X}_j$ and $\hat{\boldsymbol{\beta}}^\top \mathbf{X}_j^*$, respectively. In other words, we have

$$\begin{aligned} 0 &\approx \mathbf{X}_i \left(Y_i - \rho'(\hat{\boldsymbol{\beta}}^\top \mathbf{X}_i) \right) + \sum_{j \in \mathcal{I}_{-i}} \rho''(\hat{\boldsymbol{\beta}}^\top \mathbf{X}_j) \mathbf{X}_j \mathbf{X}_j^\top (\hat{\boldsymbol{\beta}}_{-i} - \hat{\boldsymbol{\beta}}) + \\ &\quad \frac{\tau}{M} \sum_{j=1}^M \rho''(\hat{\boldsymbol{\beta}}^\top \mathbf{X}_j^*) \mathbf{X}_j^* \mathbf{X}_j^{*\top} (\hat{\boldsymbol{\beta}}_{-i} - \hat{\boldsymbol{\beta}}) \end{aligned}$$

To simplify the notation, we introduce the followings for denoting the Hessian matrices appeared in the above display:

$$\begin{aligned}
 H_\tau &= - \sum_{j \in \mathcal{I}} \rho'' \left(\hat{\beta}^\top \mathbf{X}_j \right) \mathbf{X}_j \mathbf{X}_j^\top, \\
 H_{\tau, -i} &= - \sum_{j \in \mathcal{I}_{-i}} \rho'' \left(\hat{\beta}^\top \mathbf{X}_j \right) \mathbf{X}_j \mathbf{X}_j^\top, \\
 H_\tau^* &= - \frac{\tau}{M} \sum_{j=1}^M \rho'' \left(\hat{\beta}^\top \mathbf{X}_j^* \right) \mathbf{X}_j^* \mathbf{X}_j^{*\top}.
 \end{aligned}$$

Admitting this second order approximation, we have

$$\mathbf{X}_i \left(Y_i - \rho' \left(\hat{\beta}^\top \mathbf{X}_i \right) \right) \approx (H_{\tau, -i} + H_\tau^*) \left(\hat{\beta}_{-i} - \hat{\beta} \right),$$

or

$$\left(\hat{\beta}_{-i} - \hat{\beta} \right) \approx (H_{\tau, -i} + H_\tau^*)^{-1} \mathbf{X}_i \left(Y_i - \rho' \left(\hat{\beta}^\top \mathbf{X}_i \right) \right).$$

Therefore, we can approximate the term $\hat{\beta}_{-i}^\top \mathbf{X}_i$ by

$$\tilde{l}_i := \hat{\beta}^\top \mathbf{X}_i + \mathbf{X}_i^\top (H_{\tau, -i} + H_\tau^*)^{-1} \mathbf{X}_i \left(Y_i - \rho' \left(\hat{\beta}^\top \mathbf{X}_i \right) \right). \quad (18)$$

A.3.2 Part 2

The derivation above involves an matrix inversion for each $i \in [n]$. To obtain the inverse of $H_{\tau, -i} + H_\tau^*$ for all i efficiently, we can take advantage of the fact that they are each a rank one update from the $H_\tau + H_\tau^*$:

$$H_{\tau, -i} + H_\tau^* = H_\tau + H_\tau^* + \rho'' \left(\hat{\beta}^\top \mathbf{X}_i \right) \mathbf{X}_i \mathbf{X}_i^\top.$$

Applying the Sherman-Morrison inverse formula, we have for each i :

$$(H_{\tau, -i} + H_\tau^*)^{-1} = (H_\tau + H_\tau^*)^{-1} - \frac{(H_\tau + H_\tau^*)^{-1} \rho'' \left(\hat{\beta}^\top \mathbf{X}_i \right) \mathbf{X}_i \mathbf{X}_i^\top (H_\tau + H_\tau^*)^{-1}}{1 + \rho'' \left(\hat{\beta}^\top \mathbf{X}_i \right) \mathbf{X}_i^\top (H_\tau + H_\tau^*)^{-1} \mathbf{X}_i}. \quad (19)$$

A.3.3 Synthesis

Based on the derivation above, we are ready to approximate $VE(\tau)$ using the following $\widetilde{VE}(\tau)$:

$$\widetilde{VE}(\tau) = - \sum_{i=1}^n \left\{ Y_i \tilde{l}_i - \rho(\tilde{l}_i) \right\}. \quad (20)$$

We summarize the procedure for the approximated LOOCV in Algorithm 3.

A.4 Estimation of signal strengths with general covariance structures

In Section 5.1, we provide a method for estimating κ_1 when the covariance of the covariate vector is identity, where the key idea is to make use of the one-to-one correspondence between $\lim_{n \rightarrow \infty} \|\hat{\beta}_M\|^2$ and κ_1 which is defined as $\kappa_1 = \lim_{p \rightarrow \infty} \|\beta_0\|$. Here we provide an extension to the case where the covariance of \mathbf{X}_i is a general covariance Σ .

Algorithm 3 Approximated LOOCV

Input:

 Data: $\{\mathbf{X}_i, Y_i\}_{i=1}^n$

 Synthetic data: $\{\mathbf{X}_j^*, Y_j^*\}_{j=1}^M$

 Sequence of candidate of tuning parameter $\tau_k, k \in \{1, 2, \dots, K\}$
Process:

 For each τ_k :

1. compute $\hat{\beta}_M$ according to (2),
2. compute $\tilde{l}_i := \mathbf{X}_i^\top \hat{\beta}_M + \mathbf{X}_i^\top (H_{\tau, -i} + H_\tau^*)^{-1} \mathbf{X}_i \left(Y_i - \rho' \left(\mathbf{X}_i^\top \hat{\beta}_M \right) \right)$, for $i = \{1, 2, \dots, n\}$,
3. compute $\widetilde{VE}(\tau_k) = -\sum_{i=1}^n \left\{ Y_i \tilde{l}_i - \rho(\tilde{l}_i) \right\}$.

Output: $\hat{\tau}_{cv} = \arg \min_{\tau_k} \widetilde{VE}(\tau_k)$

Let $\Sigma^{1/2}$ be a symmetric square root of Σ . We can write $\mathbf{X}_i = \Sigma^{1/2} \mathbf{Z}_i$ with $\mathbf{Z}_i \sim N(0, I_p)$ and $\mathbf{X}_i^* = \Sigma^{1/2} \mathbf{Z}_i^*$ with $\mathbf{Z}_i^* \sim N(0, I_p)$. The expression in (2) can be written as

$$\begin{aligned} \hat{\beta}_M &= \arg \max_{\beta \in \mathbb{R}^p} \cdot \sum_{i=1}^n \left[Y_i \mathbf{Z}_i^\top \Sigma^{1/2} \beta - \rho \left(\mathbf{Z}_i^\top \Sigma^{1/2} \beta \right) \right] + \frac{\tau}{M} \sum_{i=1}^M \left[Y_i^* \mathbf{Z}_i^{*\top} \beta - \rho \left(\mathbf{Z}_i^{*\top} \Sigma^{1/2} \beta \right) \right] \\ &= \arg \max_{\beta \in \mathbb{R}^p} \cdot \sum_{i=1}^n \left[Y_i \mathbf{Z}_i^\top \Sigma^{1/2} \beta - \rho \left(\mathbf{Z}_i^\top \Sigma^{1/2} \beta \right) \right] + \frac{\tau}{M} \sum_{i=1}^M \left[Y_i^* \mathbf{Z}_i^{*\top} \Sigma^{1/2} \beta - \rho \left(\mathbf{Z}_i^{*\top} \Sigma^{1/2} \beta \right) \right] \end{aligned}$$

If we consider the reparametrization for $\Sigma^{1/2} \beta$, we can follow the same logic as in Section 5.1 to obtain the one-to-one correspondence between $\lim_{n \rightarrow \infty} \|\Sigma^{1/2} \hat{\beta}_M\|^2$ and $\kappa_1^\Sigma := \lim_{p \rightarrow \infty} \|\Sigma^{1/2} \beta_0\|$. Suppose $\hat{\eta}_M^2$ is an estimate for $\lim_{n \rightarrow \infty} \|\Sigma^{1/2} \hat{\beta}_M\|^2$. Again, following the reasoning in Section 5.1, the estimate of the signal strength κ_1^Σ is given by the solution $\hat{\kappa}_1^\Sigma$ to the equation $g_\delta(\kappa) = \hat{\eta}_M$, where the function $g_\delta(\cdot)$ is defined in Section 5.1.

It remains to find an estimator $\hat{\eta}_M^2$ for $\lim_{n \rightarrow \infty} \|\Sigma^{1/2} \hat{\beta}_M\|^2$. Suppose $\mathbf{X} \sim N(0, \Sigma)$ is independent of $\{\mathbf{X}_i, Y_i\}_{i=1}^n$. We have $\|\Sigma^{1/2} \hat{\beta}_M\|^2 = \text{Var}_{\mathbf{X}}(\mathbf{X}^\top \hat{\beta}_M)$. Using the leave-one-out method, $\text{Var}(\mathbf{X}^\top \hat{\beta}_M)$ can be estimated by

$$\frac{1}{n} \sum_{i=1}^n \left(\hat{\beta}_{M, -i}^\top \mathbf{X}_i \right)^2 - \left(\frac{1}{n} \sum_{i=1}^n \hat{\beta}_{M, -i}^\top \mathbf{X}_i \right)^2$$

where $\hat{\beta}_{M, -i}$ denoted the optima of (2) computed using all data except for the i -th observation. We can reduce the computational burden of $\hat{\beta}_{M, -i}$ by the same approximation outlined in Appendix A.3. Specifically, we recall the approximation for the term $\mathbf{X}_i^\top \hat{\beta}_{M, -i}$ in (18) that

$$\tilde{l}_i := \mathbf{X}_i^\top \hat{\beta}_M + \mathbf{X}_i^\top (H_{\tau, -i} + H_\tau^*)^{-1} \mathbf{X}_i \left(Y_i - \rho' \left(\mathbf{X}_i^\top \hat{\beta}_M \right) \right),$$

where $H_{\tau, -i} = -\sum_{j \in \mathcal{I}_{-i}} \rho'' \left(\hat{\beta}_M^\top \mathbf{X}_j \right) \mathbf{X}_j \mathbf{X}_j^\top$ and $H_\tau^* = -\frac{\tau}{M} \sum_{j=1}^M \rho'' \left(\hat{\beta}_M^\top \mathbf{X}_j^* \right) \mathbf{X}_j^* \mathbf{X}_j^{*\top}$ denote the empirical Hessian matrix of the log likelihood based on leave-one-out data and synthetic data respectively.

The inversion of $(H_{\tau,-i} + H_{\tau}^*)^{-1}$ can be done using Sherman-Morrison inverse formula as in (19). Then our estimator for $\lim_{n \rightarrow \infty} \|\Sigma^{1/2} \hat{\beta}_M\|^2$ is defined as

$$\hat{\eta}_M^2 = \frac{1}{n} \sum_{i=1}^n (\tilde{l}_i)^2 - \left(\frac{1}{n} \sum_{i=1}^n \tilde{l}_i \right)^2.$$

A.5 Variable Selection

Section 5.4 has proposed a feature selection procedure that utilizes the SRE by adapting the method from Dai et al. (2023, Algorithm 3). We summarize this procedure in Algorithm 4. In Algorithm 4, the value $\tau = p$ is taken for convenience and can be replaced by other values.

Algorithm 4 Feature selection using data-splitting

Input:

Observed Data $\{\mathbf{X}_i, Y_i\}_{i=1}^n$, synthetic data $\{\mathbf{X}_i^*, Y_i^*\}_{i=1}^M$ and FDR level $q \in (0, 1)$

Process:

1. Split the observed data into two equal-sized halves $\{\mathbf{X}_i^{(1)}, Y_i^{(1)}\}_{i=1}^{n/2}$ and $\{\mathbf{X}_i^{(2)}, Y_i^{(2)}\}_{i=1}^{n/2}$.
 2. Split the synthetic data into two equal-sized halves $\{\mathbf{X}_i^{(1)*}, Y_i^{(1)*}\}_{i=1}^{M/2}$ and $\{\mathbf{X}_i^{(2)*}, Y_i^{(2)*}\}_{i=1}^{M/2}$.
 3. Compute the SRE for each part of data using $\tau = 0.25n$ in (2). Denote the estimators by $\hat{\beta}_M^{(1)}$ and $\hat{\beta}_M^{(2)}$.
 4. For $j \in [p]$, regress $\mathbf{X}_j^{(1)}$ onto $\mathbb{X}_{-j}^{(1)}$, and regress $\mathbf{X}_j^{(2)}$ onto $\mathbb{X}_{-j}^{(2)}$. Let $(\hat{v}_j^{(1)})^2 = \frac{\text{RSS}_j^{(1)}}{n/2-p+1}$,
and $(\hat{v}_j^{(2)})^2 = \frac{\text{RSS}_j^{(2)}}{n/2-p+1}$ where RSS_j is the residual sum of squares.
 5. Compute the mirror statistic for $j \in [p]$: $M_j = T_j^{(1)} T_j^{(2)}$,
where $T_j^{(1)} = \hat{v}_j^{(1)} \hat{\beta}_{M,j}^{(1)}$ and $T_j^{(2)} = \hat{v}_j^{(2)} \hat{\beta}_{M,j}^{(2)}$.
 6. Calculate the cutoff $\omega_q = \inf \left\{ t > 0 : \frac{\#\{j: M_j < -t\}}{\#\{j: M_j > t\}} \leq q \right\}$.
 7. Output the selection set: $\hat{S}_{\omega_q} = \{j \in [p] : M_j > \omega_q\}$.
-

Following the argument in Dai et al. (2023), we can show the procedure in Algorithm 4 can asymptotically control FDR at any given desired level. A precise statement is summarized in Proposition A.1. To theoretically justify DS, we define $S_{1, \text{strong}}$ to be the largest subset of S_1 such that

$$\sqrt{n} \min_{j \in S_{1, \text{strong}}} |\beta_j^*| \rightarrow \infty.$$

Let $p_{1, \text{strong}} = |S_{1, \text{strong}}|$ and recall p_0 is number of null features.

Proposition A.1. *Suppose the conditions of Corollary 4.2 holds and $n > 2p$. Assume $p_0 \rightarrow \infty$, and $\liminf \frac{p_{1, \text{strong}}}{p_0} > 0$ as $n, p \rightarrow \infty$. Then,*

$$\limsup_{n, p \rightarrow \infty} \mathbb{E} \left[\frac{\#\{j : j \in S_0, j \in \hat{S}_{\tau_q}\}}{\#\{j : j \in \hat{S}_{\tau_q}\}} \right] \leq q.$$

using the data-splitting method outlined in Algorithm 4.

B Numerical experiments

This sections includes additional experiments. An outline is as follows.

- Section B.1 compare the numerical performance of the SRE with those of the ridge and Lasso estimators.
- Section B.2 provides a numerical illustration for the convergence indicated in Theorem 3.2.
- Section B.3 provides additional numerical experiments that supplement the ones presented in Section 4.4.
- Section B.4 illustrates accuracy of our estimation of κ_1 as well as the solutions (α_*, σ_*) .
- Section B.5 show the performance of the adjusted confidence intervals when MLE exists.
- Section B.6 illustrates accuracy of our estimation of ξ .
- Section B.7 replicates the experiments from Dai et al. (2023) for feature selection in the cases where MLE exists and compare our methods with theirs.
- In Section B.8, we numerically demonstrate that the results in Section 4.1 can be extended to general covariates with finite fourth moments.
- In Section B.9, we use two real datasets to demonstrate that SRE can effectively incorporate informative source data and be used to perform variable selection.

B.1 Comparison of SRE, Ridge, and Lasso

In this section, we aim to compare the numerical performance of the SRE with those of the ridge and Lasso estimators.

In the first experiment, we consider logistic regression, while the second experiment is based on linear regression.

For logistic regression, the response variable is generated as:

$$Y_i \sim \text{Bernoulli} \left(\frac{1}{1 + \exp(-\mathbf{X}_i^\top \boldsymbol{\beta}_0)} \right).$$

For linear regression, the response follows:

$$Y_i \sim N(\mathbf{X}_i^\top \boldsymbol{\beta}_0, 1).$$

In both experiments, the observed sample size is fixed at $n = 100$. Each of the independent repetitions starts by simulating the true coefficient vector $\boldsymbol{\beta}_0$, where each entry is independently drawn from

$$\beta_{0,j} \sim N \left(0, \frac{16}{\sqrt{p}} \right).$$

The observed p -dimensional covariate vectors \mathbf{X}_i ($i = 1, \dots, n$) are generated with independent entries as follows:

- $X_{i,1} \sim \text{Bernoulli}(0.1)$,

Table 2: Average Mean Squared Error (with standard error in parentheses) over 50 independent trials for different dimensions p .

Dimension p	SRE	Ridge	Lasso
50	8.319 (0.349)	8.748 (0.351)	9.840 (0.414)
60	9.531 (0.309)	9.699 (0.298)	11.186 (0.398)
70	10.208 (0.328)	10.118 (0.310)	11.650 (0.317)
80	10.586 (0.274)	10.486 (0.293)	12.088 (0.367)
90	11.616 (0.323)	11.221 (0.296)	12.750 (0.365)
100	11.736 (0.270)	14.649 (0.291)	13.116 (0.301)
110	12.122 (0.279)	14.825 (0.303)	13.429 (0.354)
120	12.809 (0.235)	14.955 (0.268)	13.841 (0.287)
130	12.992 (0.232)	15.012 (0.255)	14.222 (0.276)
140	13.527 (0.240)	15.125 (0.256)	14.631 (0.276)
150	13.770 (0.250)	15.025 (0.255)	14.505 (0.279)
160	13.888 (0.205)	14.934 (0.227)	14.409 (0.246)
170	14.276 (0.244)	14.965 (0.226)	14.579 (0.240)
180	14.453 (0.234)	15.053 (0.209)	14.953 (0.223)
190	14.704 (0.227)	14.983 (0.213)	14.771 (0.204)
200	14.662 (0.252)	14.937 (0.218)	14.729 (0.229)

 Table 3: Average Mean Squared Error (with standard error in parentheses) over 50 independent trials for different dimensions p .

Dimension p	SRE	Ridge	Lasso
50	1.057 (0.047)	1.775 (0.119)	1.067 (0.048)
60	1.536 (0.073)	2.102 (0.138)	1.490 (0.062)
70	2.147 (0.092)	2.376 (0.114)	2.103 (0.072)
80	2.858 (0.138)	2.837 (0.128)	2.891 (0.136)
90	3.551 (0.167)	3.417 (0.151)	3.884 (0.184)
100	4.712 (0.244)	12.607 (0.276)	5.465 (0.204)
110	5.569 (0.253)	12.872 (0.294)	6.508 (0.192)
120	6.575 (0.312)	13.069 (0.273)	7.635 (0.210)
130	7.495 (0.260)	13.304 (0.264)	8.651 (0.231)
140	8.069 (0.280)	13.292 (0.273)	9.724 (0.323)
150	8.521 (0.272)	13.314 (0.266)	10.088 (0.238)
160	9.236 (0.218)	13.174 (0.226)	10.675 (0.228)
170	9.864 (0.324)	13.158 (0.249)	11.037 (0.234)
180	10.443 (0.315)	13.266 (0.214)	11.641 (0.243)
190	10.762 (0.283)	13.216 (0.206)	12.168 (0.293)
200	11.120 (0.253)	13.206 (0.221)	12.402 (0.282)

- $X_{i,2} \sim \chi_1^2$ (Chi-square with 1 degree of freedom),
- $X_{i,3} \sim \chi_4^2$ (Chi-square with 4 degrees of freedom),
- For remaining entries ($j \geq 4$), $X_{i,j}$ follows a t -distribution with 4 degrees of freedom, mean 0, and variance 1.

Here, the first three entries of a covariate vector are designed to mimic real-world data characteristics, such as highly unbalanced categorical variables and skewed continuous distributions.

The synthetic data for the SRE are generated as follows. For each entry X_j^* of a synthetic covariate vector \mathbf{X}^* , X_j^* is sampled from the marginal empirical distribution of observed $\{X_{i,j}\}_{i=1}^n$. To accommodate the highly unbalanced binary covariate ($j = 1$) in our simulations, half of the sampled X_1^* will be replaced by i.i.d. random variables drawn from $\text{Bernoulli}(p = 0.5)$; this is following the *flattening* strategy proposed in the supplementary material of Huang et al. (2020). To accommodate the skewness in continuous covariate ($j \geq 2$), half of sampled X_j^* will be replaced by i.i.d random variables drawn from a normal distribution with median and interquartile range (IQR) matching to those of the observed covariates. Specific, the normal distribution is $N(\mu_j, \sigma_j^2)$, where μ_j is the sample median of $\{X_{i,j}\}_{i=1}^n$ and σ_j is chosen properly such that $1/4 = \Phi(-IQR_j/(2\sigma_j))$, where IQR_j is the IQR of observed $\{X_{i,j}\}_{i=1}^n$ and Φ is the cumulative distribution function of standard normal. For logistic regression, the synthetic response is generated as:

$$Y^* \sim \text{Bernoulli}(0.5).$$

For linear regression, the synthetic response follows:

$$Y^* \sim N(0, 1).$$

The synthetic sample size is fixed at $M = 1000$ across all scenarios. Tuning parameters for Ridge and Lasso are selected using their respective default cross-validation procedures in `glmnet` Simon et al. (2011). Tuning parameter for SRE is selected based on Algorithm 3.

Tables 2 and 3 present the mean error (with standard error in parentheses) over 50 independent trials for various dimensions p . In the logistic regression experiment (Table 2), the SRE estimator consistently yields lower errors compared to both the Ridge and Lasso estimators across all considered dimensions. In the linear regression experiment (Table 3), SRE again demonstrates superior performance. Notably, as the dimensionality increases, Ridge's error rises markedly, while Lasso's performance remains slightly inferior to that of SRE.

Overall, these findings demonstrate the effectiveness of the SRE for estimation, particularly in high-dimensional settings with complicated covariate structures. The results suggest that SRE may offer a more reliable estimation method compared to traditional Ridge and Lasso estimators.

B.2 Stability of the SRE against M

In this section, we present an experiment to demonstrate that, with fixed observed data, the SRE with a finite M approaches its limit at the rate of $\frac{1}{M}$, as stated in Theorem 3.2. We set $n = 1000$, $p = 250$, and $\tau = 500$, and gradually increase the synthetic sample size $M \in \{2^{k-1}p : k \in \{1, 2, 3, 4, 5, 6, 7\}\}$. The generation of observed and synthetic data is listed below. For observed data, we first sample regression coefficients $\beta_j \stackrel{\text{i.i.d.}}{\sim} \mathcal{N}(0, 1/p)$ for $j \in [p]$, and then generate covariates $\mathbf{X}_i \stackrel{\text{i.i.d.}}{\sim} \mathcal{N}(0, \mathbb{I}_p)$ and responses $Y_i \sim \text{Bern}(\rho'(\mathbf{X}_i^\top \boldsymbol{\beta}))$ for $i \in [n]$. For synthetic data, for each $i \in [M]$, generate $Y_i^* \stackrel{\text{i.i.d.}}{\sim} \text{Bern}(0.5)$ and $\mathbf{X}_i^* \stackrel{\text{i.i.d.}}{\sim} \mathcal{N}(0, \mathbb{I}_p)$. Note that this synthetic data generation allows for a mathematical derivation of an exact formula for the computing the SRE with infinite synthetic samples.

The SRE $\hat{\boldsymbol{\beta}}_M$ is computed based on (2). For $\hat{\boldsymbol{\beta}}_\infty$, since we know the synthetic data-generating distribution, we first rewrite (3) by finding an analytical expression of the expectation. Noted that $Y^* \sim \text{Bern}(0.5)$ and $\mathbf{X}^* \sim \mathcal{N}(0, \mathbb{I}_p)$, we have $\mathbb{E}(Y^* \mathbf{X}^*) = \mathbf{0}$. We have

$$\text{pen}(\boldsymbol{\beta}) := \mathbb{E} \left[\rho(\mathbf{X}^{*\top} \boldsymbol{\beta}) - Y^* \mathbf{X}^{*\top} \boldsymbol{\beta} \right] = \mathbb{E} \left[\rho(\mathbf{X}^{*\top} \boldsymbol{\beta}) \right] = \int_{-\infty}^{\infty} \rho(\|\boldsymbol{\beta}\|_2 z) \frac{1}{\sqrt{2\pi}} \exp\left(-\frac{z^2}{2}\right) dz.$$

The function $\text{pen}(\beta)$ is convex in β , which is a direct consequence of the convexity of the function $\rho(\cdot)$ and the convexity of Euclidean norm. Then $\hat{\beta}_\infty$ can be computed via following convex optimization:

$$\hat{\beta}_\infty = \arg \min_{\beta \in \mathbb{R}^p} \left\{ \sum_{i=1}^n \left[\rho(\mathbf{X}_i^\top \beta) - Y_i \mathbf{X}_i^\top \beta \right] + \tau \text{pen}(\beta) \right\}.$$

We denote the difference between $\hat{\beta}_M$ and $\hat{\beta}_\infty$ as $\text{Err} := \|\hat{\beta}_M - \hat{\beta}_\infty\|^2$. For one simulation, the relationship between Err and the value of M is illustrated in Figure 8. To confirm a linear dependence between $\log(\text{Err})$ and $\log(M)$, we fit a linear regression model for $\log(\text{Err})$ on $\log(M)$, where the least squares estimated slope is -1.048 with a small standard error of 0.006 . This observation aligns with the rate of convergence between $\hat{\beta}_M$ and $\hat{\beta}_\infty$ established in Theorem 3.2.

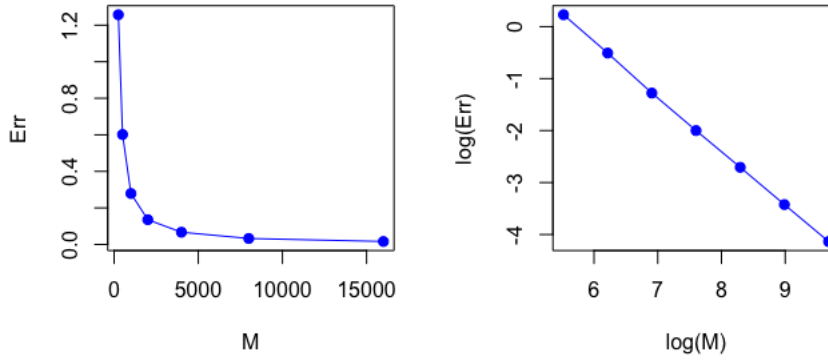


Figure 8: Convergence of the SRE as M increases. The slope in the right figure is -1.048 (standard error 0.006) based on the least square estimate.

B.3 Additional numerical illustration for Section 4.4

B.3.1 Non-informative synthetic data

The data-generating process is the same as the one in Section 4.4.1, except that we consider $\kappa_1 = 1$ and $\kappa_1 = 2$ in this experiment. We plot the averaged squared error $\|\hat{\beta}_M - \beta_0\|^2$ and cosine similarity $\frac{\langle \hat{\beta}_M, \beta_0 \rangle}{\|\hat{\beta}_M\|_2 \|\beta_0\|_2}$ against a sequence of τ_0 . The results are shown in Figure 9.

B.3.2 Numerical illustration: predictive deviance and the generalization error

As noted in the application of Theorem 4.1, we can also compute the limiting values of the predictive deviance and the generalization error with the same experimental setting as in Figure 3 and size of future data equal to 500.

Results are presented in Figure 10. We observe that the empirical results align well with the limiting values, which demonstrates that our asymptotic theory is accurate in finite samples.

B.3.3 Informative auxiliary data

The data-generating process is same as the one in Section 4.4.2 except that we consider $\kappa_1 = 1$ and $\kappa_1 = 2$ in this experiment. We plot the averaged squared error $\|\hat{\beta}_M - \beta_0\|^2$ and cosine similarity $\frac{\langle \hat{\beta}_M, \beta_0 \rangle}{\|\hat{\beta}_M\|_2 \|\beta_0\|_2}$ against a sequence of τ_0 . The results are shown in Figure 11.

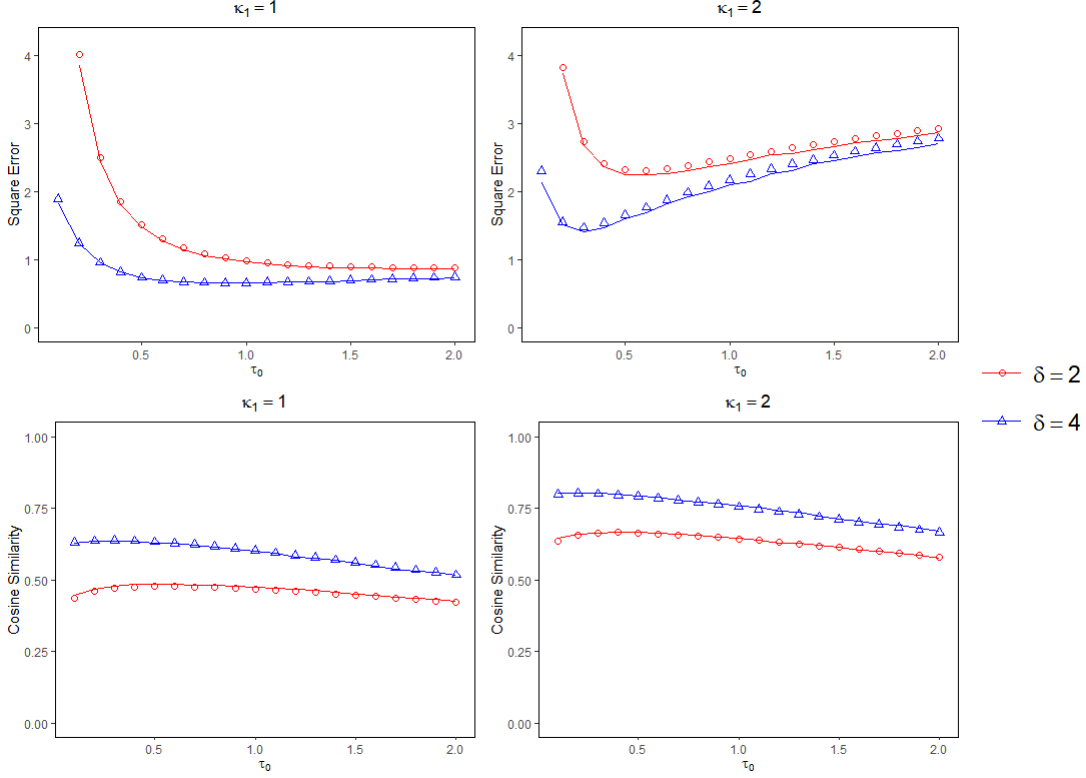


Figure 9: Performance of the SRE with non-informative synthetic data as a function of $\tau_0 = \tau/n$. Each point is obtained by calculating the performance metrics of the SRE averaging over 50 simulation replications. The solid lines represent the corresponding theoretical prediction.

B.3.4 Verifying Conjecture 4.4

The data-generating process is same as the one in Section 4.4.3, except that we consider $\kappa_1 = 1$ and $\kappa_1 = 2$ in this experiment. We plot the averaged squared error $\|\hat{\beta}_M - \beta_0\|^2$ and cosine similarity $\frac{\langle \hat{\beta}_M, \beta_0 \rangle}{\|\hat{\beta}_M\|_2 \|\beta_0\|_2}$ against a sequence of τ_0 . The comparison between limiting values given by Conjecture 4.4 and empirical values is illustrated in Figure 12. The empirical results closely align with the conjectured limits, which supports our conjecture.

B.4 Numerical illustration of estimating signal strength

We demonstrate the accuracy of our estimation of κ_1 as well as the solutions (α_*, σ_*) via some empirical results. We consider the same setting described in Section 4.4.1 but examine a sequence of dimensions $p = \{100, 400, 1600\}$.

We first investigate the estimation accuracy of κ_1 . The results are displayed in Table 4. From the table, it is evident that when δ and κ_1 are held constant, both the estimation error and its standard deviation decrease as p increases. This trend is expected since $\hat{\eta}_M$ converges to its limit η_M as p increases. Given κ_1 and p , the estimation error is smaller for larger δ , since the sample size is larger. This observation aligns with the curves of $g_\delta(\cdot)$ in Figure 5, where a larger value of δ leads to a steeper slope and thus a more accurate estimate for κ_1 , the solution to $g_\delta(\kappa) = \eta_M$.

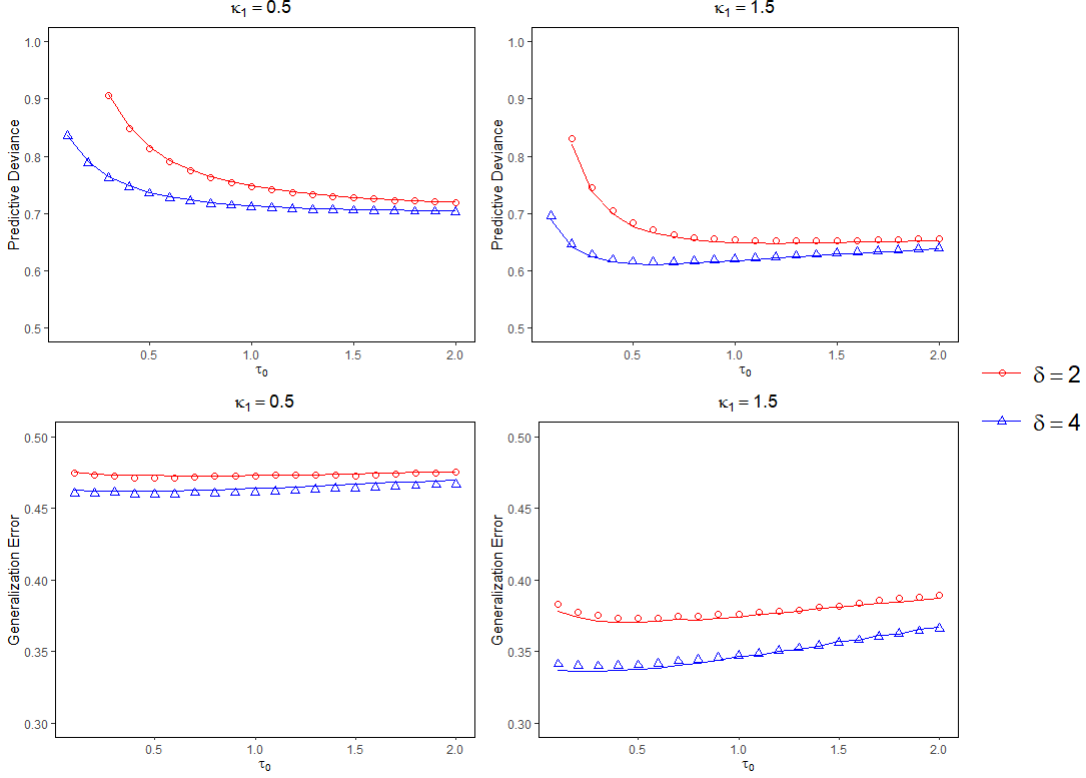


Figure 10: Performance of the SRE with non-informative synthetic data as a function of $\tau_0 = \tau/n$. Each point is obtained by calculating the performance metrics of the SRE averaging over 50 simulation replications. The solid lines represent the corresponding theoretical prediction.

Next, we investigate the estimation accuracy of (α_*, σ_*) in Table 5. The true values (α_*, σ_*) are presented in Table 6. We observe that the estimation errors for (α_*, σ_*) are relatively small compared to the true values, thus the estimates are quite accurate despite the estimation error of κ_1 . Furthermore, we note that the errors decrease as p increases, which aligns with the observed pattern in the estimation of κ_1 .

B.5 Adjusted confidence intervals for $\delta = 4$

We follow the same experimental setting in Section B.4 but consider the case where $\delta = 4$. Note that the MLE nearly always exists in this case. In this experiment, we compare the coverage rates given by three methods: our adjusted confidence intervals (Adjusted SRE), the confidence intervals based on classical MLE asymptotics, and the adjusted confidence intervals based on the MLE (Adjusted MLE) as implemented in the R package `glmhd` (Zhao 2020). The results are shown in Table 7. As we can see, when the MLE exists, the coverage rate of the confidence interval provided by classical MLE asymptotics is lower than 0.95, but both adjusted confidence intervals provide the expected coverage.

B.6 Numerical illustration of estimating ξ

We conduct a series of experiments to examine the performance of our proposed method to estimate ξ , which is referred to as *adjusted correlation*. Specifically, we compare our estimate with the cosine similarity between $\hat{\beta}_{M,0}$ and $\hat{\beta}_{M,s}$, which is referred to as *naive correlation*. In this experiment, we enumerate $p \in \{100, 400, 1600\}$, set the number of target data to be $n_0 = \delta_0 p$, set the number of source data to

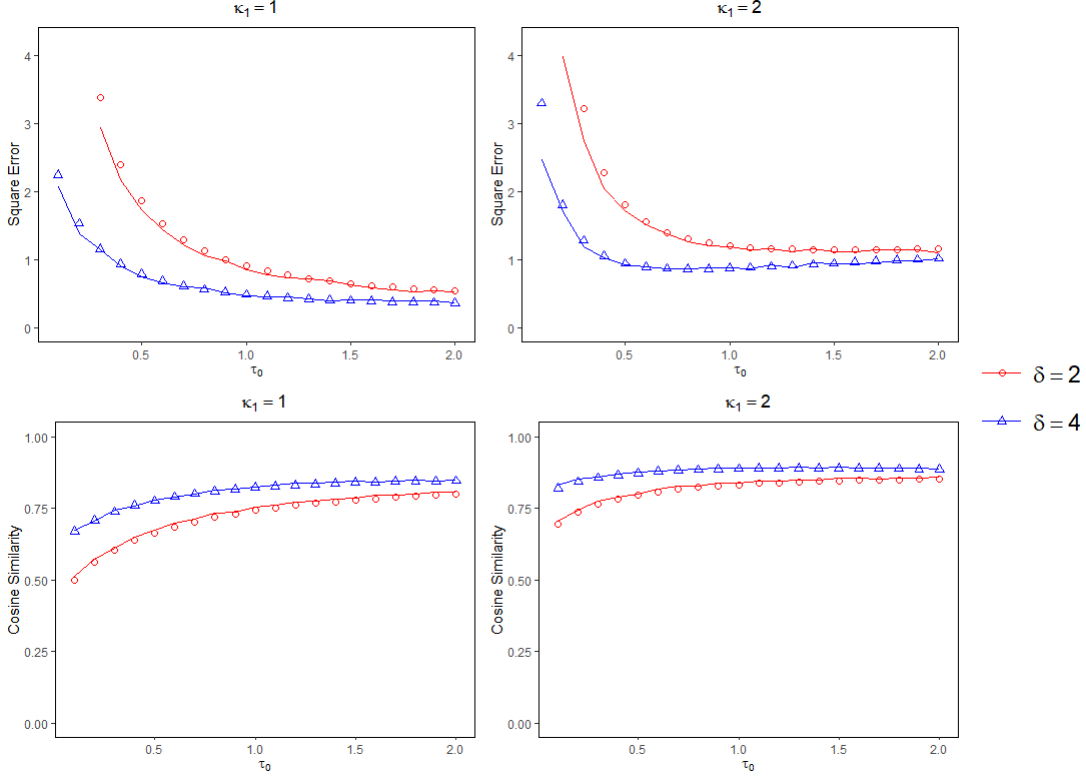


Figure 11: Performance of the SRE with informative auxiliary data ($\kappa_2 = 1, \xi = 0.9$) as a function of $\tau_0 = \tau/n$. Each point is obtained by calculating the performance metrics of the SRE averaging over 50 simulation replications. The solid lines represent the corresponding theoretical prediction.

be $n_s = \delta_s p$. The data are generated as follows. For target data, we draw the coordinates of $\sqrt{p}\beta_0$ independently from the scaled t-distribution with 3 degrees of freedom and variance equal to 1, generate the covariates $\{\mathbf{X}_{i0}\}_{i=1}^{n_0}$ independently from $\mathcal{N}(\mathbf{0}, \mathbf{I}_p)$, and sample response Y_{i0} from the Bernoulli distribution $\sim \text{Bern}(\rho'(\mathbf{X}_{i0}^\top \beta_0))$. For source data, the covariates and responses are generated in a similar manner as the target data, except that the coefficient is now $\beta_s = \xi\beta_0 + \sqrt{1 - \xi^2}\tilde{\epsilon}$, where $\tilde{\epsilon}$ is an independent noise vector whose entries are independently generated from the scaled t-distribution with 3 degrees of freedom and variance equal to $1/p$. The true cosine similarity ξ is fixed at 0.9 in this experiment.

Table 8 presents the experimental results. It is clear that as p increases, the estimation error decreases, which follows the same pattern observed in the estimation of signal strength. Moreover, a larger value of $\delta_0 = n_0/p$ (the ratio of the number of target data over the dimension) results in a smaller estimation error. Additionally, our proposed adjusted correlation outperforms the native correlation across all settings.

B.7 Supplementary material for feature selection

Now we examine the experiments described in Dai et al. (2023, Section 5.1), which consist two experiments: one in a small-p-n setting ($p = 60, n = 500$) and the other in a large-p-n setting ($p = 500, n = 3000$). The number of relevant features, denoted as $p_1 = p - p_0$, is set to 30 in the small-p-n setting and 50 in the large-p-n setting. We use the SRE to conduct the ABH, ABY and MDS procedures as described in Section 5.4. In addition, we consider three competing methods that utilize the MLE: MDS, BHq, and ABH. The implementation of the MDS method follows Dai et al. (2023, Algorithm 3). The BH method utilizes

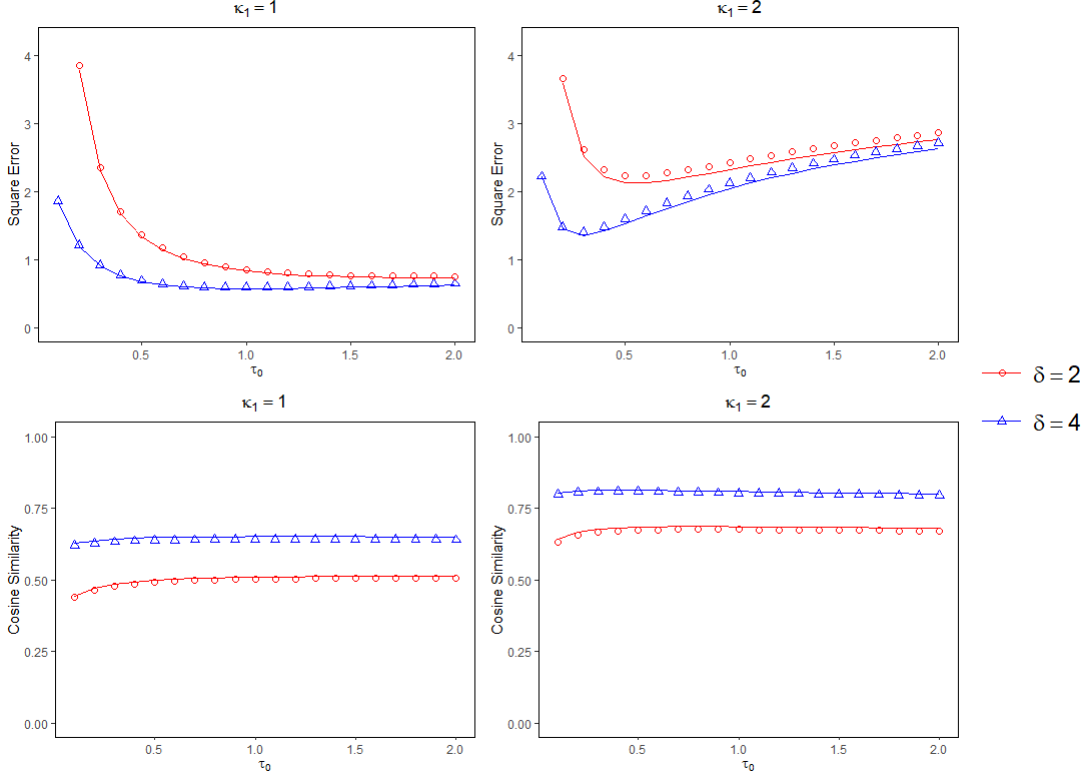


Figure 12: Performance of the pSRE $\hat{\beta}_\infty$ as a function of $\tau_0 = \tau/n$. Each point is obtained by calculating the performance metrics of the pSRE averaging over 50 simulation replications. The solid lines represent the prediction by Conjecture 4.4.

classical asymptotic p-values calculated via the Fisher information, whereas the ABH method is based on adjusted asymptotic p-values computed via the **R** package `glmhd` Zhao (2020).

Figure 13 shows the experimental results for the small-p-n setting. It is evident that our proposed procedures ABH and MDS perform comparably to the alternatives: all methods control the FDR at the nominal level of 0.1, and their power for other methods appears close, although the BH procedure using the MLE often has a slightly higher power at the expense of a larger FDR. For ABY, it has lowest FDR but it is too conservative and has lowest power.

Figure 14 shows the experimental results for the large-p-n setting. It is seen that the BH procedure using the MLE does not provide satisfactory error control since its FDR exceeds significantly from the nominal level. The ABH procedure, whether using the MLE or the SRE, has a higher power than the other methods, albeit at the price of slight inflation of the FDR in some cases. The MDS procedure using either the MLE or the SRE performs reasonably well in every case, since the FDR is close to or below the nominal level and the power is not much lower than that of the ABH procedure.

B.8 Beyond Gaussian design empirical studies

In this section, we provide several numerical experiments to empirically justify that the Gaussian design condition used in Section 4.1 can be relaxed.

Table 4: Summary of Mean and Standard Deviation (in parentheses) of Error $|\hat{\kappa}_1 - \kappa_1|$ based on 50 independent replications.

κ_1	p	$\delta = 2$	$\delta = 4$
0.5	100	0.363(0.315)	0.196(0.127)
	400	0.234(0.132)	0.128(0.102)
	1600	0.129(0.102)	0.060(0.045)
1	100	0.397(0.285)	0.228(0.160)
	400	0.227(0.165)	0.134(0.116)
	1600	0.104(0.114)	0.068(0.067)
1.5	100	0.426(0.325)	0.294(0.240)
	400	0.230(0.214)	0.178(0.164)
	1600	0.154(0.159)	0.103(0.091)
2	100	0.678(0.747)	0.396(0.305)
	400	0.329(0.307)	0.209(0.255)
	1600	0.201(0.214)	0.135(0.121)

 Table 5: Summary of Mean and Standard Deviation (in parentheses) of the estimation error of true solutions of system of equations (α_*, σ_*) based on 50 independent replications.

κ_1	p	$\delta = 2$		$\delta = 4$	
		$ \hat{\alpha}_* - \alpha_* $	$ \hat{\sigma}_* - \sigma_* $	$ \hat{\alpha}_* - \alpha_* $	$ \hat{\sigma}_* - \sigma_* $
0.5	100	0.049(0.058)	0.007(0.017)	0.017(0.012)	0.006(0.004)
	400	0.028(0.020)	0.002(0.002)	0.011(0.010)	0.004(0.003)
	1600	0.015(0.011)	0.003(0.002)	0.005(0.004)	0.003(0.002)
1	100	0.066(0.051)	0.015(0.017)	0.027(0.018)	0.006(0.004)
	400	0.040(0.032)	0.009(0.008)	0.018(0.014)	0.003(0.003)
	1600	0.018(0.021)	0.006(0.006)	0.010(0.008)	0.003(0.002)
1.5	100	0.079(0.055)	0.026(0.026)	0.041(0.033)	0.004(0.003)
	400	0.044(0.040)	0.020(0.020)	0.025(0.023)	0.002(0.002)
	1600	0.029(0.029)	0.014(0.015)	0.015(0.012)	0.002(0.002)
2	100	0.110(0.092)	0.051(0.047)	0.052(0.039)	0.005(0.006)
	400	0.058(0.049)	0.031(0.028)	0.029(0.033)	0.004(0.005)
	1600	0.036(0.034)	0.021(0.018)	0.018(0.018)	0.003(0.003)

In the following experiments, the entries of the observed and synthetic covariate matrices are i.i.d. samples from a t-distribution with various degrees of freedom, The entries of the covariate matrix are scaled to have a mean of 0 and a variance of 1, matching the first two moments of the standard Gaussian. We compare

- the averaged empirical squared error: $\|\hat{\beta}_M - \beta_0\|^2$,
- the asymptotic squared error as derived from Theorem 4.1: $(\alpha_* - 1)^2 \kappa_1^2 + \sigma_*^2$,

where $(\alpha_*, \sigma_*, \gamma_*)$ is the solution of the system of equations (5) based on $(\kappa_1, \delta, \tau_0, m)$, with $\kappa_1 = 1, \delta = 4, m = 5$ in the current experiments. We plot the empirical values as points and the theoretical values as a curve in Figure 15. We observe that when the number of degrees of freedom is below 4, the alignment between empirical and theoretical values is not perfect. However, when the number of degrees of freedom is 4 or greater, the alignment becomes perfect. This observation suggests that our theoretical result can be extended beyond Gaussian design if a fourth moment condition is imposed.

Table 6: Solutions of system of equations (α_*, σ_*) under different settings with non-informative synthetic data.

$\delta \setminus \kappa_1$	0.5	1	1.5	2
2	(1.004, 1.735)	(0.932, 1.726)	(0.833, 1.708)	(0.740, 1.665)
4	(0.890, 1.008)	(0.836, 1.021)	(0.773, 1.030)	(0.701, 1.031)

 Table 7: Coverage rates of 95% confidence intervals based on classical MLE asymptotics and adjusted intervals with $\delta = 4$ (MLE exists). Average over 50 independent experiments.

Method	p	$\kappa_1 = 0.5$	$\kappa_1 = 1$	$\kappa_1 = 1.5$	$\kappa_1 = 2$
MLE Asymptotics	100	0.900	0.884	0.857	0.817
MLE Asymptotics	400	0.902	0.889	0.863	0.827
Adjusted MLE	100	0.943	0.946	0.936	0.931
Adjusted MLE	400	0.948	0.949	0.947	0.944
Adjusted SRE	100	0.943	0.948	0.943	0.944
Adjusted SRE	400	0.951	0.951	0.950	0.949

Furthermore, we observe from Figure 15 that when the number of degrees of freedom is as small as 3, the 3rd moment does not exist but the theoretical value provides a reasonably good approximation for the empirical value. This also justifies the usefulness of our theory.

B.9 Real data illustration

To illustrate the practical benefits of our methods, particularly the advantage of informative auxiliary data and our tuning parameter selection, we analyze the Wisconsin Diagnostic Breast Cancer dataset [Street et al. \(1993\)](#), which consists of $n = 569$ observations. The response variable is binary, indicating whether a tumor is malignant or benign, and we have $p = 10$ standardized covariates measuring various tumor characteristics.

We simulate a transfer learning scenario by partitioning the data randomly into three subsets: target training set ($n_{train} = 50$), target test set ($n_{test} = 119$), and source set ($n_s = 400$). We compare classification performance of different methods on the test set with predicted label $\hat{Y} = 1\{\mathbf{X}_{test}^\top \hat{\beta} > 0\}$ for any estimator $\hat{\beta}$. We consider two SREs: (1) **SRE(I)**, which uses the source set as informative auxiliary data; and (2) **SRE(N)**, which uses non-informative synthetic data generated under Condition 8 with $M = n_s$. Since the tuning procedure of SLCV is computationally much more efficient and SLCV has comparable numerical performance to the SESE, we tune both SRE(I) and SRE(N) in the same way as SLCV. For comparison, we consider ℓ_2 -penalized MLE (**ridge**) and ℓ_1 -penalized MLE (**Lasso**) (note that the MLE does not exist for the target training set). We employ TransGLM [Tian & Feng \(2023\)](#) as the benchmark for incorporating source data. Lasso and ridge estimators are implemented using the R package `glmnet` [Simon et al. \(2011\)](#), and TransGLM using `glmtrans` [Tian & Feng \(2023\)](#). Tuning parameters for these methods are selected using their respective default cross-validation procedures.

Table 9 summarizes the classification errors of different methods. Our method, SRE(I), achieves the lowest error among the five methods, which demonstrates the benefit of incorporating informative auxiliary data in the SRE. SRE(N) also performs competitively, showing the regularization effect of synthetic data even without specific prior information. TransGLM and Lasso exhibit higher errors, potentially due to their use of the ℓ_1 penalty, which may not be suitable for this dataset.

Real data illustration 2. To demonstrate the performance of our SRE-based variable selection methods (MDS, ABY, and ABH), we analyze a single-cell RNA sequencing (scRNA-seq) dataset from [Hoffman](#)

Table 8: Mean and standard deviation (in parentheses) of the estimation error $|\hat{\xi} - \xi|$ across various settings of (δ, δ_s, p) . Average over 50 independent replications.

δ_0	δ_s	p	Adjusted Correlation	Native Correlation
2	4	100	0.133(0.101)	0.624(0.089)
		400	0.128(0.076)	0.634(0.064)
		1600	0.059(0.044)	0.632(0.028)
2	10	100	0.151(0.146)	0.567(0.094)
		400	0.102(0.062)	0.563(0.069)
		1600	0.062(0.042)	0.562(0.038)
4	4	100	0.100(0.084)	0.507(0.106)
		400	0.079(0.050)	0.513(0.065)
		1600	0.055(0.035)	0.530(0.038)
4	10	100	0.112(0.096)	0.447(0.105)
		400	0.062(0.054)	0.442(0.065)
		1600	0.039(0.029)	0.446(0.040)

Table 9: Average classification error based on 50 random splitting of full dataset for the analysis of the Wisconsin Diagnostic Breast Cancer dataset. The standard error is in the parentheses.

	SRE(N)	SRE(I)	Lasso	Ridge	TransGLM
Error	0.078(0.003)	0.069 (0.003)	0.084(0.004)	0.074(0.003)	0.081(0.004)

[et al. \(2020\)](#), where the goal is to identify genes associated with the glucocorticoid response (GR). This dataset consists of $n = 2400$ samples of gene expressions from 2000 glucocorticoid-treated cells and 400 vehicle-treated control cells, with the binary response indicating glucocorticoid treatment. We focus on the top 600 most variable genes ($p = 600$) after centralization and filtering uncommon genes as outlined in [Dai et al. \(2023\)](#).

Note that the separability of this dataset renders MLE-based methods inapplicable. Using our SRE with non-informative synthetic data (generated as described previously), we applied the MDS, ABY, and ABH variable selection procedures. All three methods identify HSPA1A and NFKBIA, while ABH selects two additional genes, namely EEF1A1 and RPL10. Below, we provide supporting evidence for these selections: (1) HSPA1A inactivates GR through partial unfolding [Kirschke et al. \(2014\)](#). (2) NFKBIA is involved in GR activation [Deroo & Archer \(2001\)](#). (3) EEF1A1 may modulate the cellular response to glucocorticoid treatment in breast cancer due to its role in cytoskeletal dynamics and apoptosis [Abbas et al. \(2015\)](#). (4) RPL10 plays a role in tumor progression in epithelial ovarian cancer [Shi et al. \(2018\)](#), which may be associated with glucocorticoid treatment.

This example demonstrates the usefulness of our SRE-based variable selection methods, even in a setting where standard MLE approaches are inapplicable.

C Detail on GLM result

We first present our results and defer the proofs in [Section D.10](#).

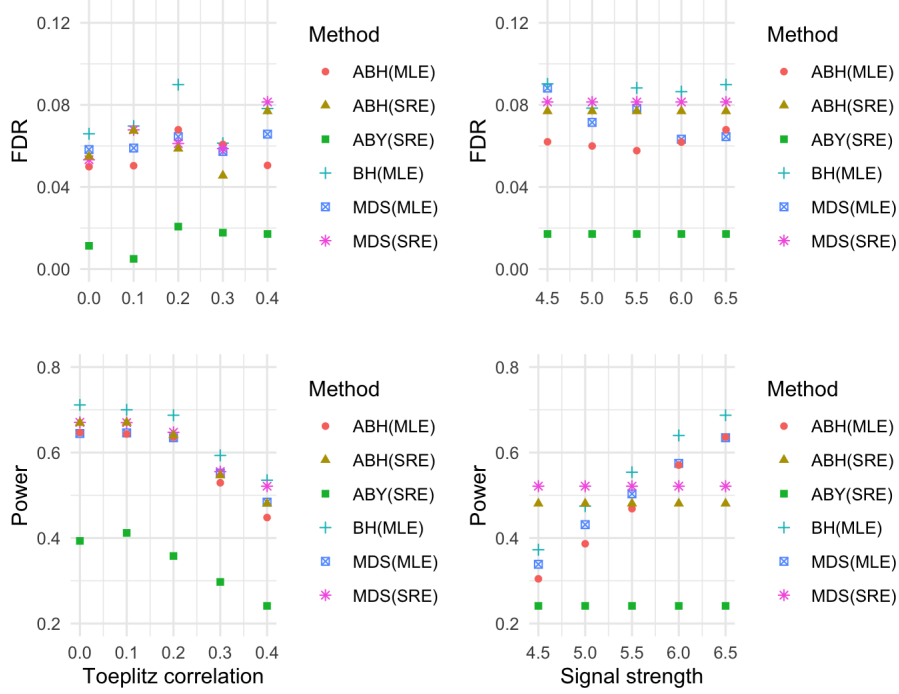


Figure 13: Empirical FDRs and powers in the small-p-n setting. The covariates are independently drawn from a normal distribution $N(0, \Sigma)$, where Σ has a Toeplitz correlation structure ($\Sigma_{ij} = r^{|i-j|}$). In the left panel, we keep the signal strength constant at $|\beta_{0j}| = 0.291$ for each j in the set S_1 (same setting as in Dai et al. (2023) without standardization on design matrix), while varying the correlation coefficient r . In the right panel, we fix the correlation at $r = 0.2$ and adjust the signal strength. In each scenario, there are 30 relevant features. The nominal FDR level is $q = 0.1$. The power is assessed as the proportion of correctly identified relevant features. Each point represents the average of 50 replications. The SRE is computed using non-informative synthetic data with $M = 20p$ and $\tau = p$.

C.1 Existence of the SRE for GLM

Proposition C.1. *Under Condition 11 and positive constant c_0 such that for any $\beta \in \mathbb{R}^p$ with norm larger than c_0 , $\frac{\tau}{M} \sum_{i=1}^M \ell_G(Y_i^*, \mathbf{X}_i^{*\top} \beta) > (n + \tau)b(0)$ and $\sum_{i=1}^n \ell_G(Y_i, \mathbf{X}_i^\top \beta) > 0$. Additionally, assume that the synthetic covariate matrix has full column rank. Under these conditions, the SRE in (17) exists and is unique.*

C.2 Stability of SRE due to finite M for GLM

By taking the synthetic-sample size $M \rightarrow \infty$, pSRE is defined as

$$\hat{\beta}_\infty^G = \arg \min_{\beta \in \mathbb{R}^p} \cdot \sum_{i=1}^n \left[b(\mathbf{X}_i^\top \beta) - Y_i \mathbf{X}_i^\top \beta \right] + \tau \mathbb{E} \left[b(\mathbf{X}^{*\top} \beta) - Y^* \mathbf{X}^{*\top} \beta \right] \quad (21)$$

We study the influence of the synthetic sample size M on the stability of the SRE. Specifically, we establish a bound on the distance between the estimate $\hat{\beta}_M^G$ based on M synthetic samples defined in (17) and the estimate $\hat{\beta}_\infty^G$ based on an infinite amount of synthetic data defined in (21). This bound decays to 0 linearly in M .

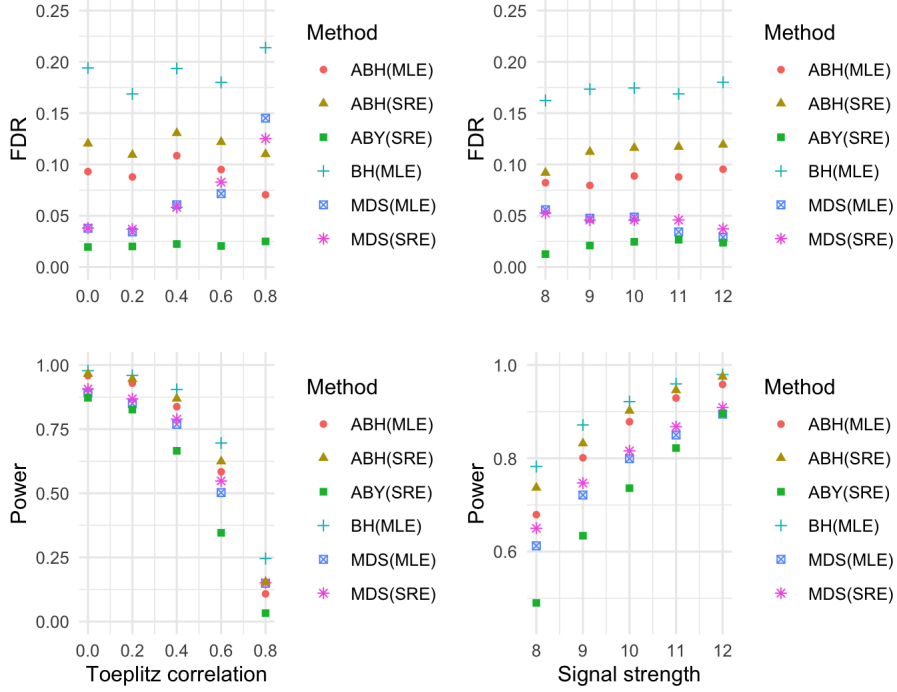


Figure 14: Empirical FDRs and powers in the large-p-n setting. The simulation of the covariate matrix follows the procedure described in Figure 13. In the left panel, we keep the signal strength constant at $|\beta_{0j}| = 0.201$ for each j in the set S_1 (same setting as in Dai et al. (2023) without standardization on design matrix), while varying the correlation coefficient r . In the right panel, we fix the correlation at $r = 0.2$ and adjust the signal strength. In each scenario, there are 50 relevant features. The nominal FDR level is $q = 0.1$. Each point represents the average of 50 replications. The SRE is computed using non-informative synthetic data with $M = 20p$ and $\tau = p$.

For the purpose here, we treat the observed data as fixed and consider the synthetic data the only source of randomness. For any $K > 0$, we define $\mathcal{B}_K := \{\beta \in \mathbb{R}^p : \|\beta\|_2 \leq K\}$.

Proposition C.2. Suppose that $\tau > 0$ and the following holds

- (a) the synthetic data are generated according to Condition 11;
- (b) there is some constant $K > 0$, such that both $\hat{\beta}_M$ and $\hat{\beta}_\infty$ lie in \mathcal{B}_K .
- (c) Condition 10 hold for loss function and canonical link.

Let $\lambda_n \geq 0$ be a constant such that for any $\beta \in \mathcal{B}_K$, the smallest eigenvalue value of $\sum_{i=1}^n b''(\mathbf{X}_i^\top \beta) \mathbf{X}_i \mathbf{X}_i^\top$ is lower bounded by λ_n . The followings hold:

- (i) There is a positive constant γ that only depends on the constants K and B_1 in Condition 11 such that the smallest eigenvalue value of $\mathbb{E}(b''(\mathbf{X}^{*\top} \beta) \mathbf{X}^* \mathbf{X}^{*\top})$ is lower bounded by γ for all $\beta \in \mathcal{B}_K$.
- (ii) For any $\epsilon \in (0, 1)$, it holds with probability at least $1 - \epsilon$ that

$$\|\hat{\beta}_M^G - \hat{\beta}_\infty^G\|^2 \leq \left(2 + \log \frac{1}{\epsilon}\right) \left(\frac{4 p L^2 \tau^2 B_1^2}{M (\lambda_n + \tau \gamma)^2}\right).$$

In particular, since $\lambda_n \geq 0$, we have $\|\hat{\beta}_M^G - \hat{\beta}_\infty^G\|^2 = O_p\left(\frac{p}{M \gamma^2}\right)$.

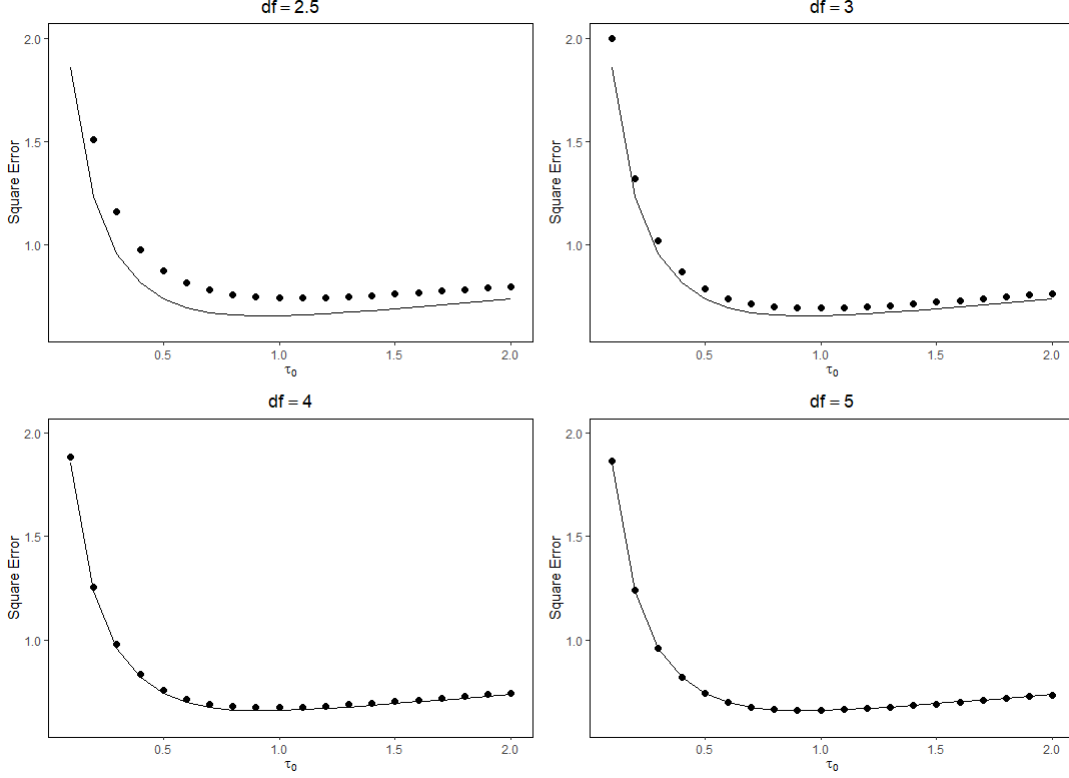


Figure 15: Performance of the SRE with non-informative synthetic data as a function of $\tau_0 = \tau/n$. ‘df’ represents the number of degrees of freedom of the t-distribution used to produce the covariate matrix. Each point is obtained by calculating the squared error of the SRE averaging over 100 simulation replications. The solid lines represent the corresponding theoretical prediction derived from Theorem 4.1.

C.3 Consistency of SRE when p diverges for GLM

Condition 12. $\{Y_i, \mathbf{X}_i\}_{i=1}^n$ are independent and $\mathbb{E} \|\text{Var}(Y_i | \mathbf{X}_i) \mathbf{X}_i\|^2 \leq C_2 p$ for all $i \in [n]$.

Proposition C.3. Suppose $p/n \rightarrow 0$ and the tuning parameter is chosen such that $\tau \leq C_4 p$ for a constant C_4 . Under Condition 4, 12 and 10, the followings hold:

- (i) Suppose the synthetic covariate matrix is of full rank and there is a constant Λ such that $\|\frac{1}{M} \sum_{i=1}^M \mathbf{X}_i^* \mathbf{X}_i^{*\top}\| \leq \Lambda$, then

$$\|\hat{\beta}_M^G - \beta_0\|^2 = O_p\left(\frac{p}{n}\right)$$

- (ii) Under covariate condition in Condition 11, we have

$$\|\hat{\beta}_\infty^G - \beta_0\|^2 = O_p\left(\frac{p}{n}\right)$$

C.4 Nonasymptotic results in linear asymptotic regime for GLM

Proposition C.4. Suppose Conditions 10, 11 and 5 hold and $p > \omega_1 n$ for some positive constant ω_1 . Let C_* be the constant $1 + c_* \omega_1$. Assume $\max\{\frac{1}{n} \sum_{i=1}^n \ell_G(Y_i, 0), \frac{1}{M} \sum_{i=1}^M \ell_G(Y_i^*, 0)\} \leq C_y$. The followings hold:

(i) The estimator defined in the optimization (21) satisfies that

$$\|\hat{\beta}_\infty^G\|_2 \leq \frac{C_* C_y}{\varsigma \eta_0 \nu}$$

where η_0, ν are some positive constants that only depend on B_1 and q in Condition 11.

(ii) The estimator defined in the optimization (17) satisfies that

$$\|\hat{\beta}_M^G\|_2 \leq \frac{4C_* C_y}{\varsigma \eta_0 \nu}$$

with probability at least $1 - 2 \exp(-\tilde{c}M)$ if $M \geq \tilde{C}p$, where $\tilde{c}, \tilde{C}, \eta_0, \nu$ are positive constants that only depend on the constants L, B_1 and q in Condition 11.

C.5 Exact asymptotics in linear asymptotic regime for GLM

Proposition C.5. Consider the optimization program (17), under Condition 6, and assume that the solution of the optimization program (17) lies in a compact set. Assume $\{\mathbf{X}_i\}_{i=1}^n$ and $\{\mathbf{X}_i^*\}_{i=1}^M$ are i.i.d. samples from $\mathcal{N}(\mathbf{0}, \mathbf{I}_p)$. Let the responses Y_i, Y_i^* be generated according to the GLM (16) with linear predictors $\mathbf{X}_i^\top \beta_0$ and $\mathbf{X}_i^{*\top} \beta_s$, respectively. Assume that the empirical distribution of the entries of $\sqrt{p}\beta_0$ converges weakly to a distribution Π_2 , i.e., $\frac{1}{p} \sum_{j=1}^p \chi_{\sqrt{p}\beta_{0j}} \rightarrow \Pi_2$. Additionally, assume that $\lim_{p \rightarrow \infty} \|\beta_0\|^2 = \kappa_1^2$, $\lim_{p \rightarrow \infty} \|\beta_s\|^2 = \kappa_2^2$, and $\lim_{p \rightarrow \infty} \frac{1}{\|\beta_0\| \|\beta_s\|} \langle \beta_0, \beta_s \rangle = \xi \in [0, 1)$. Then, as $p \rightarrow \infty$, for any locally-Lipschitz function $\Psi : \mathbb{R} \times \mathbb{R} \rightarrow \mathbb{R}$, we have,

$$\frac{1}{p} \sum_{j=1}^p \Psi \left(\sqrt{p}[\hat{\beta}_{M,j} - \alpha_1^* \beta_{0,j} - \frac{\alpha_2^*}{\sqrt{1-\xi^2}}(\beta_{s,j} - \xi \frac{\kappa_2}{\kappa_1} \beta_{0,j})], \sqrt{p}\beta_{0,j} \right) \xrightarrow{\mathbb{P}} \mathbb{E}[\Psi(\sigma^* Z, \beta)]$$

where $Z \sim \mathcal{N}(0, 1)$ is independent of $\beta \sim \Pi_2$, and $(\alpha_1^*, \alpha_2^*, \sigma^*)$ depend on the GLM (16) and parameters $\varsigma, \kappa_1, \kappa_2, \tau_0, \xi$.

D Proof

D.1 Proof of Theorem 3.1

We prove the existence of the SRE estimate. Recall for logistic regression $\rho(t) = \log(1 + \exp(t))$. Using an elementary identity that $yt - \rho(1 + e^t) = -\log(1 + e^{(1-2y)t})$ for $y \in \{0, 1\}$ and $t \in \mathbb{R}$, we can express the SRE using following optimization problem:

$$\begin{aligned} \hat{\beta}_M &= \arg \max_{\beta \in \mathbb{R}^p} \sum_{i=1}^n \left(Y_i \mathbf{X}_i^\top \beta - \rho(\mathbf{X}_i^\top \beta) \right) + \frac{\tau}{M} \sum_{i=1}^M \left(Y_i^* \mathbf{X}_i^{*\top} \beta - \rho(\mathbf{X}_i^{*\top} \beta) \right) \\ &= \arg \min_{\beta \in \mathbb{R}^p} \underbrace{\sum_{i=1}^n \log \left(1 + \exp(-(2Y_i - 1) \mathbf{X}_i^\top \beta) \right) + \frac{\tau}{M} \sum_{i=1}^M \log \left(1 + \exp(-(2Y_i^* - 1) \mathbf{X}_i^{*\top} \beta) \right)}_{\stackrel{\text{Def.}}{=} Q(\beta)}. \end{aligned}$$

Noted that $Q(\mathbf{0}) = (n + \tau) \log 2$. Our goal is to demonstrate that the norm of the optima is finite. For any $\mathbf{e} \in \mathbb{S}^{p-1}$, define

$$\kappa(\mathbf{e}) := \min_{i \in [M]} (2Y_i^* - 1) \mathbf{X}_i^{*\top} \mathbf{e},$$

which is a continuous function over \mathbb{S}^{p-1} . Given that the synthetic data set $\{(\mathbf{X}_i^*, Y_i^*)\}_{i=1}^M$ is not separable, we have $\kappa(\mathbf{e}) < 0$. Based on Extreme Value Theorem and compactness of \mathbb{S}^{p-1} , $\kappa(\mathbf{e})$ attains its maximum over \mathbb{S}^{p-1} , denoted by ι . We have $\iota < 0$.

Let $c_0 = \frac{M}{\tau(-\iota)} \cdot (n + \tau) \log 2$. For any $\beta_1 \in \mathbb{R}^p \setminus \{\mathbf{0}\}$, there exists some $j \in [M]$ such that $(2Y_j^* - 1)\mathbf{X}_j^{*\top} \beta_1 < 0$. Take \tilde{j} such that $(2Y_{\tilde{j}}^* - 1)\mathbf{X}_{\tilde{j}}^{*\top} \beta_1 = \min_j (2Y_j^* - 1)\mathbf{X}_j^{*\top} \beta_1 \leq \iota < 0$. For any $c > c_0$, we have

$$\begin{aligned} Q(c\beta_1/\|\beta_1\|_2) &> \frac{\tau}{M} \log(1 + \exp(-(2Y_{\tilde{j}}^* - 1)\mathbf{X}_{\tilde{j}}^{*\top} \frac{\beta_1}{\|\beta_1\|_2})) \\ &> c \frac{\tau}{M} [-(2Y_{\tilde{j}}^* - 1)\mathbf{X}_{\tilde{j}}^{*\top} \frac{\beta_1}{\|\beta_1\|_2}] \\ &> c \frac{\tau}{M} [-\iota] \\ &> (n + \tau) \log 2 = Q(\mathbf{0}), \end{aligned}$$

where the first two inequalities are due to $\log(1 + \exp(t)) \geq \max(0, t)$ for all $t \in \mathbb{R}$, the third inequality is due to the definition of ι and \tilde{j} , and the last inequality is because $c > c_0$. This suggests that the trivial estimator $\mathbf{0}$ results in a smaller loss compared to any other β_1 with norm larger than c_0 . Therefore, the norm of the optima must be no larger than c_0 .

The uniqueness of the optima is guaranteed by the strict convexity of $Q(\beta)$, which can be verified straightforwardly by confirming that the Hessian matrix of $Q(\beta)$ is positive definite since the synthetic covariate matrix is full rank.

D.2 Proof of Theorem 3.2

We prove the stability of the SRE against the finite synthetic sample size M .

D.2.1 Proof of Theorem 3.2 (i)

The result to be proved states that the smallest eigenvalue of $\mathbb{E}(\rho''(\mathbf{X}^{*\top} \beta) \mathbf{X}^* \mathbf{X}^{*\top})$ can be bounded away from 0. We reformulate the result as the following lemma.

Lemma D.1. *Suppose Condition 1 holds and L is any positive number. For any $\beta \in \mathbb{R}^p$ with bounded norm $\|\beta\|_2 \leq L$, it holds that*

$$\mathbb{E}(\rho''(\mathbf{X}^{*\top} \beta) \mathbf{X}^* \mathbf{X}^{*\top}) \succcurlyeq C_L I_p$$

where C_L is a positive constant that depends on L and the constant B_1 in Condition 1.

Proof of Lemma D.1. It suffices to show that for any $\|v\|_2 = 1$, $v^\top \mathbb{E}(\rho''(\mathbf{X}^{*\top} \beta) \mathbf{X}^* \mathbf{X}^{*\top}) v \geq C_L$.

Under Condition 1, we have two facts: (1) $\text{Var}(\mathbf{X}^{*\top} \beta) \leq L^2$, and (2) there exist two positive constants η_0 and ρ_0 such that $\mathbb{P}(|\mathbf{X}^{*\top} v| > \eta_0) \geq \rho_0$. The second fact follows from Huang et al. (2020, Theorem 5.7). By Chebyshev's inequality, we have $\mathbb{P}(|\mathbf{X}^{*\top} \beta| > L/\sqrt{\rho_0/2}) \leq \rho_0 \text{Var}(\mathbf{X}^{*\top} \beta)/(2L^2) \leq \rho_0/2$ using the first fact. We can then derive as follows:

$$\begin{aligned}
 & \mathbf{v}^\top \mathbb{E} \left(\rho''(\mathbf{X}^{*\top} \boldsymbol{\beta}) \mathbf{X}^* \mathbf{X}^{*\top} \right) \mathbf{v} \\
 &= \mathbb{E} \left(\rho''(\mathbf{X}^{*\top} \boldsymbol{\beta}) (\mathbf{X}^{*\top} \mathbf{v})^2 \right) \\
 &\geq \mathbb{E} \left(\rho''(\mathbf{X}^{*\top} \boldsymbol{\beta}) (\mathbf{X}^{*\top} \mathbf{v})^2 \mathbf{1}_{\{|\mathbf{X}^{*\top} \boldsymbol{\beta}| \leq L/\sqrt{\rho_0/2}, |\mathbf{X}^{*\top} \mathbf{v}| > \eta_0\}} \right) \\
 &\geq \rho''(L/\sqrt{\rho_0/2}) \eta_0^2 \mathbb{P} \left(|\mathbf{X}^{*\top} \boldsymbol{\beta}| \leq L/\sqrt{\rho_0/2}, |\mathbf{X}^{*\top} \mathbf{v}| > \eta_0 \right) \\
 &\geq \rho''(L/\sqrt{\rho_0/2}) \eta_0^2 \left[\mathbb{P}(|\mathbf{X}^{*\top} \mathbf{v}| > \eta_0) - \mathbb{P}(|\mathbf{X}^{*\top} \boldsymbol{\beta}| > L/\sqrt{\rho_0/2}) \right] \\
 &\geq \rho''(L/\sqrt{\rho_0/2}) \eta_0^2 \frac{\rho_0}{2},
 \end{aligned}$$

where the second inequality is because $\rho''(t) = \rho''(-t)$ and $\rho''(\cdot)$ is decreasing on $[0, \infty)$, the third inequality is because $\mathbb{P}(A \cap B) = \mathbb{P}(B) - \mathbb{P}(B \cap A^c) \geq \mathbb{P}(B) - \mathbb{P}(A^c)$. By taking $C_L = \frac{\rho_0 \eta_0^2}{2} \rho''(L/\sqrt{\rho_0/2})$, we proved Lemma D.1. \square

D.2.2 Proof of Theorem 3.2 (ii)

To quantify the difference between the two equations (2) and (3), we introduce

$$\delta_M(\boldsymbol{\beta}) := \mathbb{E} \left(Y^* \mathbf{X}^{*\top} \boldsymbol{\beta} - \rho(\mathbf{X}^{*\top} \boldsymbol{\beta}) \right) - \frac{1}{M} \sum_{i \leq M} \left(Y_i^* \mathbf{X}_i^{*\top} \boldsymbol{\beta} - \rho(\mathbf{X}_i^{*\top} \boldsymbol{\beta}) \right),$$

which plays an important role in proving Theorem 3.2 (ii). Note that Theorem 3.2 (ii) is implied by the following two statements:

Result 1. There is some $\tilde{\boldsymbol{\beta}}$ lies between $\hat{\boldsymbol{\beta}}_M$ and $\hat{\boldsymbol{\beta}}_\infty$ such that

$$\|\hat{\boldsymbol{\beta}}_M - \hat{\boldsymbol{\beta}}_\infty\|^2 \leq \frac{\tau^2}{(\lambda_n + \tau\gamma)^2} \|\nabla \delta_M(\tilde{\boldsymbol{\beta}})\|^2,$$

where ∇ denote the gradient w.r.t to $\boldsymbol{\beta}$.

Result 2. If $\sup_{i \in [M]} \|\mathbf{X}_i^*\|^2 \leq V_X^2$ holds a.s., then for any positive C , it holds that

$$\mathbb{P} \left(\sup_{\boldsymbol{\beta} \in \mathbb{R}^p} \|\nabla \delta_M(\boldsymbol{\beta})\| \geq (C+1) \frac{2V_X}{\sqrt{M}} \right) \leq e^{-2C^2}, \quad (22)$$

where the probability \mathbb{P} is regarding the random synthetic data.

Note that in the theorem, we have used the fact that $V_X \leq \sqrt{pB_1}$, which is implied by Condition 1.

We begin with proving Result 1. To simplify the expressions of the two objective functions in (2) and (3), we define

$$\begin{aligned}
 g_1(\boldsymbol{\beta}) &= \sum_{i=1}^n \left[Y_i \mathbf{X}_i^\top \boldsymbol{\beta} - \rho(\mathbf{X}_i^\top \boldsymbol{\beta}) \right], \\
 g_2(\boldsymbol{\beta}) &= \frac{1}{M} \sum_{i=1}^M \left[Y_i^* \mathbf{X}_i^{*\top} \boldsymbol{\beta} - \rho(\mathbf{X}_i^{*\top} \boldsymbol{\beta}) \right], \\
 g_3(\boldsymbol{\beta}) &= \mathbb{E} \left[Y^* \mathbf{X}^{*\top} \boldsymbol{\beta} - \rho(\mathbf{X}^{*\top} \boldsymbol{\beta}) \right].
 \end{aligned}$$

By definition, we have $\delta_M(\beta) = g_3(\beta) - g_2(\beta)$. The two estimators can be expressed as

$$\begin{aligned}\hat{\beta}_M &= \arg \max_{\beta \in \mathbb{R}^p} g_1(\beta) + \tau g_2(\beta), \\ \hat{\beta}_\infty &= \arg \max_{\beta \in \mathbb{R}^p} g_1(\beta) + \tau g_3(\beta).\end{aligned}$$

Based on the Taylor expansion and the first order optimality, we have

$$g_1(\hat{\beta}_\infty) + \tau g_2(\hat{\beta}_\infty) = g_1(\hat{\beta}_M) + \tau g_2(\hat{\beta}_M) + (\hat{\beta}_M - \hat{\beta}_\infty)^\top \left[\nabla^2 g_1(\tilde{\beta}_1) + \tau \nabla^2 g_2(\tilde{\beta}_1) \right] (\hat{\beta}_M - \hat{\beta}_\infty) \quad (23)$$

$$g_1(\hat{\beta}_M) + \tau g_3(\hat{\beta}_M) = g_1(\hat{\beta}_\infty) + \tau g_3(\hat{\beta}_\infty) + (\hat{\beta}_M - \hat{\beta}_\infty)^\top \left[\nabla^2 g_1(\tilde{\beta}_2) + \tau \nabla^2 g_3(\tilde{\beta}_2) \right] (\hat{\beta}_M - \hat{\beta}_\infty) \quad (24)$$

for some $\tilde{\beta}_1, \tilde{\beta}_2$ lie between $\hat{\beta}_\infty$ and $\hat{\beta}_M$. Adding Eq.(23) and Eq.(24) together and perform Taylor expansion on $\delta_M(\beta)$, we have

$$\begin{aligned}\tau \nabla \delta_M(\bar{\beta})^\top (\hat{\beta}_M - \hat{\beta}_\infty) \\ = (\hat{\beta}_M - \hat{\beta}_\infty)^\top \left[\nabla^2 g_1(\tilde{\beta}_2) + \tau \nabla^2 g_3(\tilde{\beta}_2) + \nabla^2 g_1(\tilde{\beta}_1) + \tau \nabla^2 g_2(\tilde{\beta}_1) \right] (\hat{\beta}_M - \hat{\beta}_\infty)\end{aligned}$$

for some $\bar{\beta}$ lies between $\hat{\beta}_M$ and $\hat{\beta}_\infty$.

Under the condition of the theorem, both $\hat{\beta}_M$ and $\hat{\beta}_\infty$ lie in the ball \mathcal{B}_L , so do $\tilde{\beta}_1, \tilde{\beta}_2$. Furthermore, by the definitions of λ_n and γ and using the Cauchy-Schwarz inequality, we have

$$\tau \|\nabla \delta_M(\bar{\beta})\|_2 \|\hat{\beta}_M - \hat{\beta}_\infty\|_2 \geq (\lambda_n + \tau \gamma) \|\hat{\beta}_M - \hat{\beta}_\infty\|_2^2$$

which complete the proof of Result 1.

We next prove the inequality (22) in Result 2. Since $\hat{\beta}_\infty$ does not depend on the realization of synthetic data, we view $\hat{\beta}_\infty$ as fixed in this part. We aim to provide a bound on

$$Z := \sup_{\beta \in \mathbb{R}^p} \|\nabla \delta_M(\beta)\|.$$

Our strategy is to bound $\mathbb{E}(Z)$ and then bound the difference between Z and $\mathbb{E}(Z)$. These are summarized in the following two lemmas.

Lemma D.2. Suppose Condition 1 holds and $\|\mathbf{X}_i^*\|^2 \leq V_X^2$ for all $i \leq M$, then

$$\mathbb{E}(Z) \leq \frac{2V_X}{\sqrt{M}}$$

Lemma D.3. Suppose Condition 1 holds and $\|\mathbf{X}_i^*\|^2 \leq V_X^2$ for all $i \leq M$. For any $C > 0$, it holds that

$$\mathbb{P} \left(Z - \mathbb{E}(Z) \geq C \frac{2V_X}{\sqrt{M}} \right) \leq e^{-2C^2}.$$

Based on Lemma D.2 and Lemma D.3, we conclude that

$$\mathbb{P} \left(Z \geq (C + 1) \frac{2V_X}{\sqrt{M}} \right) \leq e^{-2C^2},$$

which is the desired Result 2.

The rest of this section is devoted to prove Lemma D.2 and Lemma D.3. These results are proved by utilizing three classical lemmas in the literature of empirical processes and concentration of measures, which are presented below for completeness. A random variable ϵ is called Rademacher if $\mathbb{P}(\epsilon = 1) = \mathbb{P}(\epsilon = -1) = 1/2$.

Lemma D.4. (Symmetrization theorem, Theorem A.2 in [Van de Geer \(2008\)](#)). Let U_1, \dots, U_n be independent random variables with values in some space \mathcal{U} , and let $\epsilon_1, \dots, \epsilon_n$ be a Rademacher sequence independent of U_1, \dots, U_n . Let Γ be a class of real-valued functions on \mathcal{U} . Then

$$\mathbb{E} \left(\sup_{\gamma \in \Gamma} \left| \sum_{i=1}^n \{ \gamma(U_i) - \mathbb{E} \gamma(U_i) \} \right| \right) \leq 2 \mathbb{E} \left(\sup_{\gamma \in \Gamma} \left| \sum_{i=1}^n \epsilon_i \gamma(U_i) \right| \right).$$

Lemma D.5 (Contraction theorem, Theorem 11.5 in [Boucheron et al. \(2013\)](#)). Let x_1, \dots, x_n be vectors whose real-valued components are indexed by \mathcal{T} , that is, $x_i = (x_{i,s})_{s \in \mathcal{T}}$. Let $\alpha_i \in [0, 1]$ for $i = 1, \dots, n$. Let $\epsilon_1, \dots, \epsilon_n$ be independent Rademacher random variables. Then

$$\mathbf{E} \sup_{s \in \mathcal{T}} \sum_{i=1}^n \epsilon_i \alpha_i x_{i,s} \leq \mathbf{E} \sup_{s \in \mathcal{T}} \sum_{i=1}^n \epsilon_i x_{i,s}.$$

Lemma D.6. [McDiarmid's inequality ([McDiarmid et al. 1989](#))] Let \mathcal{U} be some set and $\phi : \mathcal{U}^n \rightarrow \mathbb{R}$. We say ϕ satisfies the bounded difference condition if $\exists c_1, \dots, c_n \geq 0$ s.t. $\forall i, 1 \leq i \leq n$

$$\sup_{x_1, \dots, x_n, x'_i \in \mathcal{U}} |\phi(x_1, \dots, x_i, \dots, x_n) - \phi(x_1, \dots, x'_i, \dots, x_n)| \leq c_i$$

Let U_1, \dots, U_n be independent random variables with values in space \mathcal{U} and $\phi : \mathcal{U}^n \rightarrow \mathbb{R}$ satisfy the bounded difference condition. Then $\forall t > 0$

$$\Pr \{ \phi(U_1, \dots, U_n) - \mathbb{E} [\phi(U_1, \dots, U_n)] \geq t \} \leq e^{-\frac{2t^2}{\sum_{i=1}^n c_i^2}}$$

We are now ready to prove Lemma D.2 and Lemma D.3.

Proof of Lemma D.2. Denote by $\mathcal{B}_1 = \{ \mathbf{v} \in \mathbb{R}^p : \|\mathbf{v}\| \leq 1 \}$. By the elementary identity that $\|\mathbf{u}\| = \sup_{\mathbf{v} \in \mathcal{B}_1} \{ \mathbf{v}^\top \mathbf{u} \}$ for any $\mathbf{u} \in \mathbb{R}^p$, we have

$$\begin{aligned} \mathbb{E} \left(\sup_{\beta \in \mathbb{R}^p} \|\nabla \delta_M(\beta)\| \right) &= \mathbb{E} \left(\sup_{\beta \in \mathbb{R}^p} \left\| \frac{1}{M} \sum_{i=1}^M \left[(Y_i^* - \rho'(\mathbf{X}_i^{*\top} \beta)) \mathbf{X}_i^* - \mathbb{E} (Y_i^* - \rho'(\mathbf{X}_i^{*\top} \beta)) \mathbf{X}_i^* \right] \right\| \right) \\ &= \mathbb{E} \left(\sup_{\mathbf{v} \in \mathcal{B}_1, \beta \in \mathbb{R}^p} \frac{1}{M} \sum_{i=1}^M \left[(Y_i^* - \rho'(\mathbf{X}_i^{*\top} \beta)) \mathbf{v}^\top \mathbf{X}_i^* - \mathbb{E} (Y_i^* - \rho'(\mathbf{X}_i^{*\top} \beta)) \mathbf{v}^\top \mathbf{X}_i^* \right] \right) \\ &\leq 2 \mathbb{E} \sup_{\mathbf{v} \in \mathcal{B}_1, \beta \in \mathbb{R}^p} \frac{1}{M} \sum_{i=1}^M \epsilon_i \mathbf{v}^\top \mathbf{X}_i^* (Y_i^* - \rho'(\mathbf{X}_i^{*\top} \beta)) \\ &\leq 2 \mathbb{E} \sup_{\mathbf{v} \in \mathcal{B}_1} \frac{1}{M} \sum_{i=1}^M \epsilon_i \mathbf{v}^\top \mathbf{X}_i^* \\ &= 2 \mathbb{E} \left\| \frac{1}{M} \sum_{i=1}^M \epsilon_i \mathbf{X}_i^* \right\| \\ &\leq 2 \frac{1}{M} \sqrt{\mathbb{E} \left\| \sum_{i=1}^M \epsilon_i \mathbf{X}_i^* \right\|^2} \leq \frac{2V_X}{\sqrt{M}} \end{aligned}$$

with the following reasons:

- the first inequality: apply Lemma D.4 with the random vectors $U_i = (Y_i^*, \mathbf{X}_i^*)$ and the function class $\Gamma = \{\gamma_{\beta, \mathbf{v}}(U_i) = (Y_i^* - \rho'(\mathbf{X}_i^{*\top} \beta)) \mathbf{v}^\top \mathbf{X}_i^* : \beta \in \mathbb{R}^p, \mathbf{v} \in \mathcal{B}_1\}$;
- the second inequality: we use Lemma D.5 together with the fact that $|Y_i^* - \rho'(\mathbf{X}_i^{*\top} \beta)| \leq 1$ for any i and $\beta \in \mathbb{R}^p$;
- the third inequality is due to the Cauchy-Schwarz inequality, and the last inequality is due to the independence between ϵ_i and \mathbf{X}_i^* .

□

Proof of Lemma D.3. We are going to apply Lemma D.6. Let $U_i = (\mathbf{X}_i^*, Y_i^*)$. We write $Z = G(U_1, \dots, U_M)$ with the following definition

$$G(U_1, \dots, U_M) = \sup_{\beta \in \mathbb{R}^p} \left\| \frac{1}{M} \sum_{i=1}^M \left[(Y_i^* - \rho'(\mathbf{X}_i^{*\top} \beta)) \mathbf{X}_i^* - \mathbb{E} (Y_i^* - \rho'(\mathbf{X}_i^{*\top} \beta)) \mathbf{X}_i^* \right] \right\|.$$

For any j , we consider any other possible replacement of U_j , denoted as $\tilde{U}_j = (\tilde{\mathbf{X}}_j^*, \tilde{Y}_j^*)$. We first derive a bound on the difference between $G(U_1, \dots, U_j, \dots, U_M)$ and $G(U_1, \dots, \tilde{U}_j, \dots, U_M)$ as follows:

$$\begin{aligned} & G(U_1, \dots, U_j, \dots, U_M) - G(U_1, \dots, \tilde{U}_j, \dots, U_M) \\ &= \sup_{\beta \in \mathbb{R}^p} \left\| \frac{1}{M} \sum_{i=1}^M \left[(Y_i^* - \rho'(\mathbf{X}_i^{*\top} \beta)) \mathbf{X}_i^* - \mathbb{E} (Y_i^* - \rho'(\mathbf{X}_i^{*\top} \beta)) \mathbf{X}_i^* \right] \right\| - \\ & \quad \sup_{\beta \in \mathbb{R}^p} \left\| \frac{1}{M} \sum_{i=1, i \neq j}^M \left[(Y_i^* - \rho'(\mathbf{X}_i^{*\top} \beta)) \mathbf{X}_i^* + \frac{1}{M} (\tilde{Y}_j^* - \rho'(\tilde{\mathbf{X}}_j^{*\top} \beta)) \tilde{\mathbf{X}}_j^* - \mathbb{E} (Y_i^* - \rho'(\mathbf{X}_i^{*\top} \beta)) \mathbf{X}_i^* \right] \right\| \\ &\leq \sup_{\beta \in \mathbb{R}^p} \left\| \frac{1}{M} \sum_{i=1}^M \left[(Y_i^* - \rho'(\mathbf{X}_i^{*\top} \beta)) \mathbf{X}_i^* - \mathbb{E} (Y_i^* - \rho'(\mathbf{X}_i^{*\top} \beta)) \mathbf{X}_i^* \right] \right\| - \\ & \quad \left\| \frac{1}{M} \sum_{i=1, i \neq j}^M \left[(Y_i^* - \rho'(\mathbf{X}_i^{*\top} \beta)) \mathbf{X}_i^* + \frac{1}{M} (\tilde{Y}_j^* - \rho'(\tilde{\mathbf{X}}_j^{*\top} \beta)) \tilde{\mathbf{X}}_j^* - \mathbb{E} (Y_i^* - \rho'(\mathbf{X}_i^{*\top} \beta)) \mathbf{X}_i^* \right] \right\| \\ &\leq \sup_{\beta \in \mathbb{R}^p} \left\| \frac{1}{M} (Y_j^* - \rho'(\mathbf{X}_j^{*\top} \beta)) \mathbf{X}_j^* - \frac{1}{M} (\tilde{Y}_j^* - \rho'(\tilde{\mathbf{X}}_j^{*\top} \beta)) \tilde{\mathbf{X}}_j^* \right\| \\ &\leq \frac{\|\mathbf{X}_j^*\| + \|\tilde{\mathbf{X}}_j^*\|}{M} \leq \frac{2V_X}{M}, \end{aligned}$$

where the justifications for the inequalities are

- the first inequality is due to $|\sup_x F_1(x) - \sup_x F_2(x)| \leq \sup_x |F_1(x) - F_2(x)|$;
- the second inequality is due to $|\|\mathbf{v}\| - \|\mathbf{w}\|| \leq \|\mathbf{v} - \mathbf{w}\|$;
- the third inequality: we used the elementary inequality $\|\mathbf{v} - \mathbf{w}\| \leq \|\mathbf{v}\| + \|\mathbf{w}\|$ and the fact that $|Y_i^* - \rho'(\mathbf{X}_i^{*\top} \beta)| \leq 1$.

Applying Lemma D.6 with $c_j = \frac{2V_X}{M}$ and $t = C \frac{2V_X}{\sqrt{M}}$, we have

$$\mathbb{P} \left(Z - \mathbb{E}(Z) \geq C \frac{2V_X}{\sqrt{M}} \right) \leq e^{-2C^2}.$$

□

D.3 Proof of Theorem 3.3

In this section, we establish the consistency of the SRE. Let $\mathbb{X} = [\mathbf{X}_1, \mathbf{X}_2, \dots, \mathbf{X}_n]^\top$ be the covariate matrix of the observed data.

We first show that Condition 4 holds almost surely if the observed covariates are i.i.d. samples from a sub-Gaussian distribution. The sub-gaussian norm of a random variable W is defined as $\|W\|_{\psi_2} = \sup_{t \geq 1} t^{-1/2} (\mathbb{E}|W|^t)^{1/t}$ and the sub-gaussian norm of a random vector \mathbf{W} is defined as $\|\mathbf{W}\|_{\psi_2} = \sup_{x \in S^{n-1}} \|\langle \mathbf{W}, x \rangle\|_{\psi_2}$.

Lemma D.7. *Suppose \mathbf{X}_i 's are i.i.d. sub-gaussian random vectors with covariance matrix Σ . We assume that the largest eigenvalue of Σ is upper bounded by $\lambda_{\Sigma}^+ < \infty$ and the smallest eigenvalue is lower bounded by $\lambda_{\Sigma}^- > 0$. Furthermore, the sub-gaussian norm of \mathbf{X}_i is upper bounded $K < \infty$. If $p/n \rightarrow 0$, then with probability 1, Condition 4 holds almost surely.*

Proof. Without loss of generality, we assume $K = 1$ for convenience. We first show that there exists a positive constant c_3 , such that the inequalities in Condition 4 holds with probability exceeding $1 - n \exp(-c_3 n)$.

Following the Theorem 5.39 in Vershynin (2010), there are universal positive constants C'_1 and C'_2 such that for every $t \geq 0$, the following inequality holds for any subset $S \subset [n]$ with probability at least $1 - 2 \exp(-C'_1 t^2)$:

$$\left\| \frac{1}{|S|} \mathbb{X}_S^\top \mathbb{X}_S - \Sigma \right\| \leq \max(\delta, \delta^2) \|\Sigma\| \quad \text{where} \quad \delta = C'_2 \sqrt{\frac{p}{|S|}} + \frac{t}{\sqrt{|S|}}.$$

When this event holds, the smallest eigenvalue of $\mathbb{X}_S^\top \mathbb{X}_S$ is lower bounded by

$$|S| \lambda_{\Sigma}^- [1 - \max(\delta, \delta^2) \lambda_{\Sigma}^+ / \lambda_{\Sigma}^-]$$

and the largest eigenvalue is upper bounded by

$$|S| \lambda_{\Sigma}^+ [1 + \max(\delta, \delta^2)].$$

Since $p/n \rightarrow 0$, we can take c_3 small enough and n_0 large enough so that if $t = \sqrt{2c_3 n / C'_1}$, $|S| > n/2$, and $n > n_0$, then $\max(\delta, \delta^2) < \min[1, \lambda_{\Sigma}^- / (2\lambda_{\Sigma}^+)]$. If we choose the positive constant c_1 to be $\lambda_{\Sigma}^- / 4$ and c_2 to be $2\lambda_{\Sigma}^+$, then for any given $S \subseteq [n]$ with $|S| \geq n/2$, it holds that

$$\mathbb{P} \left\{ \lambda_{\min} \left(\sum_{i \in S} \mathbf{X}_i \mathbf{X}_i^\top \right) < c_1 n, \text{ or } \lambda_{\max} \left(\sum_{i \in S} \mathbf{X}_i \mathbf{X}_i^\top \right) > c_2 n, \right\} \leq 2 \exp(-2c_3 n).$$

Define $H(\epsilon) := -\epsilon \log \epsilon - (1 - \epsilon) \log(1 - \epsilon)$. We choose a positive ζ to be sufficiently small such that $H(\zeta) < c_3$ and $\zeta < 1/2$. By taking the union bound over subsets S with $|S| > (1 - \zeta)n$, we have

$$\begin{aligned}
 & \mathbb{P} \left\{ \exists S \subseteq [n] \text{ with } |S| \geq (1 - \zeta)n \text{ s.t. } \lambda_{\min} \left(\sum_{i \in S} \mathbf{X}_i \mathbf{X}_i^\top \right) < c_1 n \text{ or } \lambda_{\max} \left(\sum_{i \in S} \mathbf{X}_i \mathbf{X}_i^\top \right) > c_2 n, \right\} \\
 & \leq \sum_{k=\lceil (1-\zeta)n \rceil}^n \binom{n}{k} 2 \exp(-2c_3 n) \\
 & \leq \sum_{k=\lceil (1-\zeta)n \rceil}^n 2 \exp \left(nH\left(\frac{n-k}{n}\right) - 2c_3 n \right) \\
 & \leq 2\zeta n \exp(nH(\zeta) - 2c_3 n) \\
 & \leq n \exp(-c_3 n),
 \end{aligned}$$

where in the second inequality we use $\binom{n}{k} \leq e^{nH(k/n)}$ (Cover & Thomas 2012, Example 11.1.3), the third inequality is due to the monotonicity of $H(\epsilon)$ for $\epsilon \in (0, 1/2)$, and the fourth is due to $H(\zeta) < c_3$ and $2\zeta < 1$.

Lastly, by the first Borel-Cantelli lemma and the fact that $\sum_n n e^{-c_3 n} < \infty$, for the above choices of c_1 , c_2 , and ζ , with probability 1, there exists a constant N_0 , such that for any $n \geq N_0$, the inequalities in Condition 4 holds.

□

Next, we first present two useful lemmas that will be used for proving Theorem 3.3.

Lemma D.8. *Let c_2 be the constant in Condition 4. For any $\beta \in \mathbb{R}^p$ and any $C > 2$, define*

$$\mathcal{S}_C(\beta) := \left\{ i : \left| \mathbf{X}_i^\top \beta \right| \leq \sqrt{C c_2} \|\beta\| \right\}.$$

Under Condition 4, the cardinality of $\mathcal{S}_C(\beta)$ is uniformly bounded from below as

$$|\mathcal{S}_C(\beta)| \geq \left(1 - \frac{1}{C}\right)n, \quad \forall \beta.$$

Proof of Lemma D.8. We first note that

$$\|\mathbb{X}\beta\|^2 \geq \sum_{i \notin \mathcal{S}_C(\beta)} \left| \mathbf{X}_i^\top \beta \right|^2 \geq (n - |\mathcal{S}_C(\beta)|) (\sqrt{C c_2} \|\beta\|)^2 = n \left(1 - \frac{|\mathcal{S}_C(\beta)|}{n}\right) C c_2 \|\beta\|^2.$$

Under Condition 4, we have

$$\|\mathbb{X}\beta\|^2 \leq c_2 n \|\beta\|^2, \quad \forall \beta.$$

Above two inequalities implies that

$$\left(1 - \frac{|\mathcal{S}_C(\beta)|}{n}\right) C \leq 1, \quad \forall \beta.$$

□

Now we are ready to show $\|\hat{\beta}_M - \beta_0\|^2 = O_p(p/n)$. We write the gradient of the objective function in (2) as

$$F(\beta) = \sum_{i=1}^n \left(Y_i - \rho'(\mathbf{X}_i^\top \beta) \right) \mathbf{X}_i + \frac{\tau}{M} \sum_{i=1}^M \left(Y_i^* - \rho'(\mathbf{X}_i^{*\top} \beta) \right) \mathbf{X}_i^*.$$

Then the point estimator $\hat{\beta}_M$ is the root of $F(\beta) = 0$. Based on [Ortega & Rheinboldt \(1970, Result 6.3.4\)](#), it suffices to show that for any $\epsilon > 0$, there is some constant $\tilde{B} > 0$ such that $(\beta - \beta_0)^\top F(\beta) < 0$ for all β satisfies $\|\beta - \beta_0\|^2 = \tilde{B}p/n$ with probability $1 - 2\epsilon$.

By Taylor's theorem with integral remainder, we have

$$\rho'(\mathbf{X}_i^\top \beta) = \rho'(\mathbf{X}_i^\top \beta_0) + \int_0^{\mathbf{X}_i^\top (\beta - \beta_0)} \rho''(\mathbf{X}_i^\top \beta_0 + s) ds.$$

For any fixed β with $\|\beta - \beta_0\|^2 = \tilde{B}p/n$, we write

$$\begin{aligned} (\beta - \beta_0)^\top F(\beta) &= (\beta - \beta_0)^\top \sum_{i=1}^n \left(Y_i - \rho'(\mathbf{X}_i^\top \beta) \right) \mathbf{X}_i \\ &\quad + \frac{\tau}{M} \sum_{i=1}^M \left(Y_i^* - \rho'(\mathbf{X}_i^{*\top} \beta) \right) (\beta - \beta_0)^\top \mathbf{X}_i^* \\ &= \underbrace{\sum_{i=1}^n (\beta - \beta_0)^\top \mathbf{X}_i \left(Y_i - \rho'(\mathbf{X}_i^\top \beta_0) \right)}_{Q_1(\beta)} \\ &\quad - \underbrace{\sum_{i=1}^n (\beta - \beta_0)^\top \mathbf{X}_i \int_0^{\mathbf{X}_i^\top (\beta - \beta_0)} \rho''(\mathbf{X}_i^\top \beta_0 + s) ds}_{Q_2(\beta)} \\ &\quad + \underbrace{\frac{\tau}{M} \sum_{i=1}^M \left(Y_i^* - \rho'(\mathbf{X}_i^{*\top} \beta) \right) (\beta - \beta_0)^\top \mathbf{X}_i^*}_{Q_3(\beta)}, \end{aligned} \tag{25}$$

where the second equation follows from applying the Taylor expansion of $\rho'(\cdot)$ to the observed data. We will derive upper bounds on Q_1 and Q_3 , and a lower bound on Q_2 in the following steps, where \tilde{B} is a positive number to be determined that only depends on ϵ and the constants.

Upper bound on Q_3 : Let $\lambda_M^* := \lambda_{\max} \left(\frac{1}{M} \sum_{i=1}^M \mathbf{X}_i^* \mathbf{X}_i^{*\top} \right)$. It is straightforward to see that

$$\begin{aligned} |Q_3(\beta)| &\leq \frac{\tau}{M} \sum_{i=1}^M |(\beta - \beta_0)^\top \mathbf{X}_i^*| \\ &\leq \tau \sqrt{(\beta - \beta_0)^\top \left(\frac{1}{M} \sum_{i=1}^M \mathbf{X}_i^* \mathbf{X}_i^{*\top} \right) (\beta - \beta_0)} \\ &\leq \tau \sqrt{\lambda_M^* \tilde{B}p/n}. \end{aligned} \tag{26}$$

Upper bound on Q_1 : By Condition 3 and the fact that $|Y_i - \rho'(\mathbf{X}_i^\top \boldsymbol{\beta})| \leq 1$,

$$\mathbb{E} \left\| \sum_{i=1}^n (Y_i - \rho'(\mathbf{X}_i^\top \boldsymbol{\beta}_0)) \mathbf{X}_i \right\|^2 \leq \mathbb{E} \left(\sum_{i=1}^n \|\mathbf{X}_i\|^2 \right) \leq C_2 np.$$

Note that $|Q_1(\boldsymbol{\beta})| \leq \|\boldsymbol{\beta} - \boldsymbol{\beta}_0\| \cdot \left\| \sum_{i=1}^n (Y_i - \rho'(\mathbf{X}_i^\top \boldsymbol{\beta}_0)) \mathbf{X}_i \right\|$. For any $\epsilon > 0$, we have

$$\begin{aligned} & \mathbf{P} \left(\exists \boldsymbol{\beta}, \text{ such that } \|\boldsymbol{\beta} - \boldsymbol{\beta}_0\|^2 = \tilde{B}p/n, Q_1(\boldsymbol{\beta}) \geq \sqrt{C_2 np} \|\boldsymbol{\beta} - \boldsymbol{\beta}_0\| / \sqrt{\epsilon} \right) \\ & \leq \mathbf{P} \left(\left\| \sum_{i=1}^n (Y_i - \rho'(\mathbf{X}_i^\top \boldsymbol{\beta}_0)) \mathbf{X}_i \right\| \geq \sqrt{C_2 np} / \sqrt{\epsilon} \right) \\ & \leq \epsilon, \end{aligned} \quad (27)$$

where the second inequality is due to Markov's inequality.

Lower bound on Q_2 :

Consider $\mathcal{S}_+(\boldsymbol{\beta}) = \left\{ i : |\mathbf{X}_i^\top (\boldsymbol{\beta} - \boldsymbol{\beta}_0)| \leq \sqrt{c_2 C^\dagger} \|\boldsymbol{\beta} - \boldsymbol{\beta}_0\| \right\} \cap \left\{ i : |\mathbf{X}_i^\top \boldsymbol{\beta}_0| \leq \sqrt{c_2 C^\dagger} \|\boldsymbol{\beta}_0\| \right\}$, where c_2 is the constant in the upper bound in Condition 4. By Lemma D.8, we have $|\mathcal{S}_+(\boldsymbol{\beta})| \geq (1 - 2/C^\dagger)n$. For any $i \in \mathcal{S}_+(\boldsymbol{\beta})$, $|\mathbf{X}_i^\top (\boldsymbol{\beta} - \boldsymbol{\beta}_0)| \leq \sqrt{c_2 C^\dagger} \|\boldsymbol{\beta} - \boldsymbol{\beta}_0\|$ and $|\mathbf{X}_i^\top \boldsymbol{\beta}_0| \leq \sqrt{c_2 C^\dagger} \|\boldsymbol{\beta}_0\|$. Furthermore, for any n sufficiently large such that $\tilde{B} \frac{p}{n} \leq C_3^2$ (recall that Condition 2 states that $\|\boldsymbol{\beta}_0\| \leq C_3$), it holds for $i \in \mathcal{S}_+(\boldsymbol{\beta})$ that

$$|\mathbf{X}_i^\top \boldsymbol{\beta}_0| + |\mathbf{X}_i^\top (\boldsymbol{\beta} - \boldsymbol{\beta}_0)| \leq \sqrt{c_2 C^\dagger} (\|\boldsymbol{\beta}_0\| + \|\boldsymbol{\beta} - \boldsymbol{\beta}_0\|) \leq \sqrt{c_2 C^\dagger} \left(C_3 + \sqrt{\tilde{B} \frac{p}{n}} \right) \leq 2\sqrt{c_2 C^\dagger} C_3.$$

We can lower bound Q_2 as follows:

$$\begin{aligned} Q_2 & \geq \sum_{i=1}^n \left(\|\mathbf{X}_i^\top (\boldsymbol{\beta} - \boldsymbol{\beta}_0)\|^2 \cdot \inf \left\{ \rho''(\mathbf{X}_i^\top \boldsymbol{\beta}_0 + t) : |t| \leq |\mathbf{X}_i^\top (\boldsymbol{\beta} - \boldsymbol{\beta}_0)| \right\} \right) \\ & \geq \|\boldsymbol{\beta} - \boldsymbol{\beta}_0\|^2 \cdot \lambda_{\min} \left(\sum_{i \in \mathcal{S}_+(\boldsymbol{\beta})} \mathbf{X}_i \mathbf{X}_i^\top \right) \rho''(2\sqrt{c_2 C^\dagger} C_3) \\ & \geq \tilde{B} \frac{p}{n} \cdot 0.5c_1 n \cdot \rho''(2\sqrt{c_2 C^\dagger} C_3) \end{aligned} \quad (28)$$

where the second inequality is due to the symmetry and the monotonicity of $\rho''(\cdot)$ and the third inequality is due to the lower bound in Condition 4 and $|\mathcal{S}_+(\boldsymbol{\beta})| \geq 0.5n$.

In view of the inequalities (26, 27, 28), a stochastic upper bound of $Q_1 - Q_2 + Q_3$ is given by

$$\begin{aligned} & \sqrt{\frac{C_2 \tilde{B}}{\epsilon}} p - 0.5c_1 \cdot \tilde{B} \cdot \rho''(2\sqrt{c_2 C^\dagger} C_3) p + \tau \sqrt{\lambda_M^* \tilde{B} \frac{p}{n}} \\ & \leq p \sqrt{\tilde{B}} \left(\sqrt{C_2/\epsilon} - 0.5c_1 \sqrt{\tilde{B}} \rho''(2\sqrt{c_2 C^\dagger} C_3) + C_4 \sqrt{\lambda_M^* p/n} \right), \end{aligned}$$

where we have used the condition that $\tau \leq C_4 p$. If we choose $\tilde{B} = \frac{4C_2}{\epsilon(c_1 \rho''(2\sqrt{c_2 C^\dagger} C_3))^2}$, the above upper bound is not larger than

$$p \sqrt{\tilde{B}} \left(-\sqrt{C_2/\epsilon} + C_4 \sqrt{\lambda_M^* p/n} \right).$$

From (25), we have

$$\begin{aligned} & \mathbb{P} \left(\exists \beta, \text{ s.t. } \|\beta - \beta_0\|^2 = \tilde{B}p/n, (\beta - \beta_0)^\top F(\beta) \geq 0 \right) \\ & \leq \epsilon + \mathbb{P} \left(C_4 \sqrt{\lambda_M^* p/n} \geq \sqrt{C_2/\epsilon} \right), \end{aligned}$$

which will be bounded by 2ϵ for n sufficiently large because the condition of the theorem states λ_M^* is bounded and thus $\lambda_M^* p/n = o_p(1)$. We conclude that for any $\epsilon > 0$, there is \tilde{B} such that

$$\begin{aligned} & \mathbb{P} \left(\|\hat{\beta}_M - \beta_0\|^2 \leq \tilde{B} \frac{p}{n} \right) \\ & \geq \mathbb{P} \left((\beta - \beta_0)^\top F(\beta) < 0 \text{ for all } \beta \text{ satisfies } \|\beta - \beta_0\|^2 = \tilde{B}p/n \right) \\ & \geq 1 - 2\epsilon. \end{aligned}$$

Condition 4 implies that $\mathbb{X}^\top \mathbb{X}$ is invertible. As a result, the objective function in (2) is strictly concave and $\hat{\beta}_M$ is the unique root of $F(\beta) = 0$. We conclude that $\|\hat{\beta}_M - \beta_0\|^2 = O_p(\frac{p}{n})$.

The proof of $\|\hat{\beta}_\infty - \beta_0\| = O_p(\frac{p}{n})$ follows in a similar argument if we replace $F(\beta)$ by

$$F_\infty(\beta) = \sum_{i=1}^n \left(Y_i - \rho'(\mathbf{X}_i^\top \beta) \right) \mathbf{X}_i + \tau \mathbb{E} \left(Y^* - \rho'(\mathbf{X}^{*\top} \beta) \right) \mathbf{X}^*.$$

Correspondingly, a modification of the upper bound on Q_3 will make use of the fact that $\lambda_{\max}(\mathbb{E}(\mathbf{X}^* \mathbf{X}^{*\top})) = \lambda_{\max}(I_p) = 1$. The bounds for Q_1 and Q_2 remain the same.

D.4 Proof of Theorem 3.4

This section proves that the SRE is bounded in linear asymptotic regime.

We begin with the bound for the SRE $\hat{\beta}_M$ with finite M , which is given by following minimization problem:

$$\hat{\beta}_M = \arg \min_{\beta \in \mathbb{R}^p} \left\{ \sum_{i=1}^n \log \left(1 + \exp(-(2Y_i - 1)\mathbf{X}_i^\top \beta) \right) + \frac{\tau}{M} \sum_{i=1}^M \log \left(1 + \exp(-(2Y_i^* - 1)\mathbf{X}_i^{*\top} \beta) \right) \right\}.$$

Note that the objective function evaluated at $\hat{\beta}_M$ is necessarily no greater than that evaluated at $\beta = \mathbf{0}$, which is $(n + \tau) \log(2)$. Together with an elementary inequality that $\max\{0, t\} \leq \log(1 + \exp(t))$ for $t \in \mathbb{R}$, we have

$$\frac{\tau}{M} \sum_{i=1}^M \max\{0, -(2Y_i^* - 1)\mathbf{X}_i^{*\top} \hat{\beta}_M\} \leq (n + \tau) \log(2). \quad (29)$$

Note that the left hand side of (29) can be lower bounded by

$$\|\hat{\beta}_M\| \left(\inf_{\|\beta\|=1} \frac{1}{M} \sum_{i=1}^M \max\{0, -(2Y_i^* - 1)\mathbf{X}_i^{*\top} \beta\} \right),$$

for which we have the following result.

Lemma D.9. *Under Condition 1, we have*

$$\inf_{\|\beta\|=1} \frac{1}{M} \sum_{i=1}^M \max\{0, -(2Y_i^* - 1)\mathbf{X}_i^{*\top} \beta\} \geq \frac{\eta_0 \nu}{4} \quad (30)$$

with probability at least $1 - \exp(-c_B M) + \exp\left(-\frac{\nu^2}{2} M + p \log\left(1 + \frac{8C_B}{\eta_0 \nu}\right)\right)$, where c_B, C_B, η_0, ν are positive constants that depend on the constants B_1 and q in Condition 1. Furthermore, for any $\beta \in \mathbb{R}^p$ with $\|\beta\|_2 = 1$,

$$\mathbb{E} \max\{0, -(2Y^* - 1)\mathbf{X}^{*\top} \beta\} \geq \eta_0 \nu.$$

We defer the proof of Lemma D.9. The conditions of Theorem 3.4 implies that $1 + \frac{n}{p} \leq C_*$. When (30) holds, we can conclude from (29) that $\|\hat{\beta}_M\|_2 \leq \frac{4C_* \log(2)}{\eta_0 \nu}$. Suppose $M \geq \frac{4 \log(1 + 8C_B / (\eta_0 \nu))}{\nu^2} p$. Lemma D.9 implies that

$$\mathbb{P}\left(\|\hat{\beta}_M\|_2 \leq \frac{4C_* \log(2)}{\eta_0 \nu}\right) \geq 1 - 2 \exp(-\min(c_B, \nu^2/4)M).$$

For the pSRE $\hat{\beta}_\infty$, we have the following analogy of (29):

$$\tau \mathbb{E} \max\{0, -(2Y^* - 1)\mathbf{X}^{*\top} \hat{\beta}_\infty\} \leq (n + \tau) \log(2). \quad (31)$$

The left hand side can be lower bounded using Lemma D.9, which prove that

$$\|\hat{\beta}_\infty\|_2 \leq \frac{C_* \log(2)}{\eta_0 \nu}.$$

Therefore, we complete the proof of Theorem 3.4.

The rest of this section is devoted to prove Lemma D.9, which is in turn based on the following lemma.

Lemma D.10. *Suppose $\{\mathbf{X}_i^*, Y_i^*\}$ are i.i.d. copies of (\mathbf{X}^*, Y^*) generated under Condition 1. There are positive constants η_0 and ν such that for any $\beta \in \mathbb{R}^p$ with $\|\beta\|_2 = 1$, it holds that*

$$\frac{1}{M} \sum_{i=1}^M \max\{0, -(2Y_i^* - 1)\mathbf{X}_i^{*\top} \beta\} \geq \frac{\eta_0 \nu}{2}$$

with probability at least $1 - \exp\left(-\frac{M\nu^2}{2}\right)$.

Proof of Lemma D.10. By Huang et al. (2020, Proposition 5.11), there exist two positive constants $\eta_0, \rho_0 \in (0, 1)$ that only depend on B_1 , such that for any $\beta \in \mathbb{R}^p$ with $\|\beta\|_2 = 1$

$$\mathbb{P}(|\mathbf{X}_i^{*\top} \beta| > \eta_0) \geq \rho_0.$$

For any i , let A_i denote the indicator of the event $\{\max(0, -(2Y_i^* - 1)\mathbf{X}_i^{*\top} \beta) > \eta_0\}$. We will first find the lower bound of $\mathbb{E}(A_i)$ and then apply Hoeffding's inequality to guarantee $\sum_{i=1}^M A_i$ is stochastically large. Note that $A_i = 1$ if and only if $|\mathbf{X}_i^{*\top} \beta| > \eta_0$ and the sign of $(1 - 2Y_i^*)$ is the same as the sign of $\mathbf{X}_i^{*\top} \beta$. By the law of total expectation, we have

$$\begin{aligned} \mathbb{P}\left(\max\{0, -(2Y_i^* - 1)\mathbf{X}_i^{*\top} \beta\} > \eta_0\right) &= \mathbb{E}\left[\mathbb{E}\left(\mathbf{1}\left\{\max\left(-(2Y_i^* - 1)\mathbf{X}_i^{*\top} \beta, 0\right) > \eta_0\right\} \mid \mathbf{X}_i^*\right)\right] \\ &= \mathbb{E}\left[\mathbf{1}\{|\mathbf{X}_i^{*\top} \beta| > \eta_0\} \mathbb{P}\left((2Y_i^* - 1)\mathbf{X}_i^{*\top} \beta < 0 \mid \mathbf{X}_i^*\right)\right] \\ &\geq \mathbb{P}(|\mathbf{X}_i^{*\top} \beta| > \eta_0) \min(q, 1 - q) \\ &\geq \min(q, 1 - q) \rho_0, \end{aligned}$$

where the first inequality is due to Condition 1. Denote by $\nu = \min(q, 1 - q)\rho_0$. We have shown that $\mathbb{E}(A_i) \geq \nu$. By Hoeffding's inequality, $\mathbb{P}\left(\sum_{i=1}^M A_i < \frac{M\nu}{2}\right) \leq \exp(-\frac{M\nu^2}{2})$. Note that the event $\{\sum_{i=1}^M A_i \geq \frac{M\nu}{2}\}$ implies that $\sum_{i=1}^M \max\{0, -(2Y_i^* - 1)\mathbf{X}_i^{*\top}\boldsymbol{\beta}\} \geq \frac{M\nu}{2}\eta_0$. Thus, we conclude that

$$\mathbb{P}\left(\frac{1}{M} \sum_{i=1}^M \max\{0, -(2Y_i^* - 1)\mathbf{X}_i^{*\top}\boldsymbol{\beta}\} < \frac{\nu}{2}\eta_0\right) \leq \exp\left(-\frac{M\nu^2}{2}\right).$$

□

Proof of Lemma D.9. Denote by \mathbb{X}^* the synthetic covariate matrix. By Huang et al. (2020, Proposition 5.12), under Condition 1, the event $E_1 := \{\|\mathbb{X}^*\| \leq C_B\sqrt{M}\}$ holds with probability at least $1 - \exp(-c_B M)$, where c_B, C_B are constants that only depend on B_1 .

We fixed a $\left(\frac{\eta_0\nu}{4C_B}\right)$ -net \mathcal{N} to cover the unit sphere S^{p-1} . By a volume argument, $|\mathcal{N}| \leq (1 + \frac{8C_B}{\eta_0\nu})^p$. Denote by E_2 the event that

$$\left\{\frac{1}{M} \sum_{i=1}^M \max\{0, -(2Y_i^* - 1)\mathbf{X}_i^{*\top}\boldsymbol{\beta}\} \geq \frac{\eta_0\nu}{2} \quad \text{for all } \boldsymbol{\beta}_k \in \mathcal{N}\right\}.$$

By Lemma D.10, E_2 happens with probability at least $1 - |\mathcal{N}| \exp\left(-\frac{M\nu^2}{2}\right)$.

Under the events E_1 and E_2 , for any $\|\boldsymbol{\beta}\| = 1$, we can pick $\boldsymbol{\beta}_1 \in \mathcal{N}$ such that $\|\boldsymbol{\beta} - \boldsymbol{\beta}_1\| \leq \frac{\eta_0\nu}{4C_B}$. Then we derive

$$\begin{aligned} & \frac{1}{M} \left(\sum_{i=1}^M \max\{0, -(2Y_i^* - 1)\mathbf{X}_i^{*\top}\boldsymbol{\beta}\} - \sum_{i=1}^M \max\{0, -(2Y_i^* - 1)\mathbf{X}_i^{*\top}\boldsymbol{\beta}_1\} \right) \\ & \stackrel{(1)}{\leq} \frac{1}{M} \sum_{i=1}^M |\mathbf{X}_i^{*\top}(\boldsymbol{\beta} - \boldsymbol{\beta}_1)| \stackrel{(2)}{\leq} \frac{1}{\sqrt{M}} \|\mathbb{X}^*(\boldsymbol{\beta} - \boldsymbol{\beta}_1)\| \stackrel{(3)}{\leq} \frac{\eta_0\nu}{4C_B\sqrt{M}} \|\mathbb{X}^*\|_{op} \leq \frac{\eta_0\nu}{4} \end{aligned}$$

where the step (1) is due to the inequalities $\max(0, a) - \max(0, b) \leq |a - b|$ and $|2Y_i^* - 1| = 1$, the step (2) is due to the generalized mean inequality, and the step (3) is due to the definition of operator norm and the fact that $\|\boldsymbol{\beta} - \boldsymbol{\beta}_1\| \leq \frac{\eta_0\nu}{4C_B}$. We complete the proof by noticing that the union bound on the exception probabilities of E_1 and E_2 is $\exp(-c_B M) + \exp\left(-\frac{\nu^2}{2}M + p \log\left(1 + \frac{8C_B}{\eta_0\nu}\right)\right)$. □

D.5 Proof of Theorem 4.1 part (2) and Theorem 4.3 part (2)

In this section, we provide the proof for Theorem 4.3 part (2) in the case where $\xi \in [0, 1)$. We omit the proofs for Theorem 4.1 part (2) and the special case $\xi = 1$ for Theorem 4.3 as they follow a similar and simpler argument.

We recall the distributional conditions and streamline the notations. The observed covariates are $\{\mathbf{x}_i\}_{i=1}^n \stackrel{\text{i.i.d.}}{\sim} \mathcal{N}(\mathbf{0}, \mathbf{I}_p)$ and the auxiliary covariates are $\{\mathbf{x}_i^*\}_{i=1}^M \stackrel{\text{i.i.d.}}{\sim} \mathcal{N}(\mathbf{0}, \mathbf{I}_p)$. Additionally, the observed responses are $\mathbf{y}_i \sim \text{Bern}(\rho'(\mathbf{x}_i^\top \boldsymbol{\beta}_0))$, the auxiliary responses are $\mathbf{y}_i \sim \text{Bern}(\rho'(\mathbf{x}_i^\top \boldsymbol{\beta}_s))$, the true coefficients $\boldsymbol{\beta}_0$ satisfies $\lim_{p \rightarrow \infty} \|\boldsymbol{\beta}_0\|^2 = \kappa_1^2$, the auxiliary coefficients satisfies $\lim_{p \rightarrow \infty} \|\boldsymbol{\beta}_s\|^2 = \kappa_2^2$, and $\lim_{p \rightarrow \infty} \frac{1}{\|\boldsymbol{\beta}_0\| \|\boldsymbol{\beta}_s\|} \langle \boldsymbol{\beta}_0, \boldsymbol{\beta}_s \rangle = \xi \in [0, 1)$.

In the following, we first present an overview of our proof, followed by an introduction of the main technical tools and an layout of lemmas. We then dive into the details of the proof.

D.5.1 Road-map of the proof

First step: Reformulation of original problem. To make our optimization problem more suitable for exact asymptotic analysis, we execute a series of transformations on the original optimization problem. By integrating these transformation steps, we reach an equivalent formulation known as the Primal Optimization (PO) problem:

$$\min_{\beta_S \in \mathcal{S}_\beta, \beta_{S^\perp} \in \mathcal{S}_\beta, \mathbf{u}_1 \in \mathbb{R}^n, \mathbf{u}_2 \in \mathbb{R}^M} \max_{\mathbf{v} \in \mathcal{S}_v} \left(\frac{1}{n} \mathbf{1}^T \rho(\mathbf{u}_1) - \frac{1}{n} \mathbf{y}_1^T \mathbf{u}_1 + \frac{\tau_0}{M} \mathbf{1}^T \rho(\mathbf{u}_2) - \frac{\tau_0}{M} \mathbf{y}_2^T \mathbf{u}_2 \right. \\ \left. + \frac{1}{\sqrt{n}} \mathbf{v}^T \left(\begin{bmatrix} \mathbf{u}_1 \\ \mathbf{u}_2 \end{bmatrix} - \mathbf{H} \beta_S \right) - \frac{1}{\sqrt{n}} \mathbf{v}^T \mathbf{H} \beta_{S^\perp} \right)$$

where \mathbf{H} is a matrix with entries that are i.i.d. standard normal, $\beta_S := \mathbf{P} \beta$ and $\beta_{S^\perp} := \mathbf{P}^\perp \beta$, where \mathbf{P} is the projection matrix onto the column space spanned by β_0 and β_s and \mathbf{P}^\perp is the projection onto the orthogonal complement of that space.

Second step: Reduction to an Auxiliary Optimization (AO) problem. The particular form of PO allow us to use the Convex Gaussian Minimax Theorem (Thrapoulidis et al. 2015), which characterizes the exact asymptotic behavior of min-max optimization problems that are affine in Gaussian matrices. This result enables us to characterize the properties of $\hat{\beta}_M$ by studying the asymptotic behavior of the following, arguable simpler, Auxiliary Optimization (AO) problem:

$$\min_{\beta_S \in \mathcal{S}_\beta, \beta_{S^\perp} \in \mathcal{S}_\beta, \mathbf{u}_1 \in \mathbb{R}^n, \mathbf{u}_2 \in \mathbb{R}^M} \max_{\mathbf{v} \in \mathcal{S}_v} \left(\frac{1}{n} \mathbf{1}^T \rho(\mathbf{u}_1) - \frac{1}{n} \mathbf{y}_1^T \mathbf{u}_1 + \frac{\tau_0}{M} \mathbf{1}^T \rho(\mathbf{u}_2) - \frac{\tau_0}{M} \mathbf{y}_2^T \mathbf{u}_2 \right. \\ \left. + \frac{1}{\sqrt{n}} \mathbf{v}^T \left(\begin{bmatrix} \mathbf{u}_1 \\ \mathbf{u}_2 \end{bmatrix} - \mathbf{H} \beta_S \right) - \frac{1}{\sqrt{n}} \left(\mathbf{v}^T \mathbf{h} \left\| \mathbf{P}^\perp \beta \right\| + \|\mathbf{v}\| \mathbf{g}^T \mathbf{P}^\perp \beta \right) \right)$$

where $\mathbf{h} \in \mathbb{R}^{n+M}$ and $\mathbf{g} \in \mathbb{R}^p$ have i.i.d. standard normal entries.

Third step: Scalarization of the Auxiliary Optimization problem. We further simplify AO to an optimization over some scalar variables. Specifically, we demonstrate that the asymptotic behavior of AO can be captured through the following optimization problem:

$$\min_{\substack{\alpha_1 \in \mathbb{R}, \alpha_2 \in \mathbb{R} \\ v, \sigma > 0}} \max_{r > 0} \left(-\frac{r\sigma}{\sqrt{\delta}} + \frac{r}{2v} - \frac{1}{4rv} - \kappa_1^2 \alpha_1 \mathbb{E}(\rho''(\kappa_1 Z_1)) - \frac{\tau_0^2}{4rvm} \right. \\ - \tau_0 \kappa_2 \mathbb{E}(\rho''(\kappa_2 \xi Z_1 + \kappa_2 \sqrt{1 - \xi^2} Z_2)) (\alpha_1 \kappa_1 \xi + \alpha_2 \kappa_2 \sqrt{1 - \xi^2}) \\ + \mathbb{E}(M_{\rho(\cdot)}(\kappa_1 \alpha_1 Z_1 + \kappa_2 \alpha_2 Z_2 + \sigma Z_3 + \frac{1}{rv} \text{Ber}(\rho'(\kappa_1 Z_1)), \frac{1}{rv})) \\ \left. + \tau_0 \mathbb{E}(M_{\rho(\cdot)}(\kappa_1 \alpha_1 Z_1 + \kappa_2 \alpha_2 Z_2 + \sigma Z_3 + \frac{\tau_0}{rvm} \text{Ber}(\rho'(\kappa_2 \xi Z_1 + \kappa_2 \sqrt{1 - \xi^2} Z_2)), \frac{\tau_0}{rvm})) \right)$$

By checking the first order optimality condition of the above scalar optimization, we can derive the system of equations (10).

D.5.2 Comparison to the Approximate Message Passing approach

Another popular tool to establish the precise asymptotics is the Approximate Message Passing (AMP) technique (Donoho et al. 2009, Bayati & Montanari 2011). The AMP argument requires an iterative algorithm that approximates the estimator, where the iterates of the algorithm need to have known precise asymptotics.

The AMP argument then uses these known precise asymptotic distributions of the iterations to approximate the asymptotic distribution of the estimator.

In [Sterzinger & Kosmidis \(2023\)](#), the authors employ the AMP to study the precise asymptotics of the Maximum Diaconis-Ylvisaker prior penalized likelihood (MDYPL) estimator. The MDYPL estimator is defined as

$$\hat{\beta}_{DY} = \arg \max_{\beta} \sum_{j=1}^n \left\{ \left(\alpha Y_j + (1 - \alpha) \zeta' \left(\mathbf{X}_j^\top \beta_P \right) \right) \mathbf{x}_j^\top \beta - \rho \left(\mathbf{X}_j^\top \beta \right) \right\}, \quad (32)$$

where $\rho(t) = \log(1 + e^t)$ and β_P is the prior mode. It is clear that MDYPL is restricted to scenarios with $p < n$ and requires a full-rank covariate matrix. If $p > n$ or if the design matrix is not of full rank, the MDYPL estimator does not exist.

The AMP technique is suitable for the MDYPL estimator because

- (a). there is only one set of covariate vectors, and
- (b). the synthetic response are set to be 0.5 since [Sterzinger & Kosmidis \(2023\)](#) assume the prior mode in (32) is fixed as $\beta_P = 0$ (see Section 2 therein).

These two conditions are crucial because they make the AMP recursion analytically tractable.

However, such an argument cannot be applied to the analysis of our SRE due to different sets of covariate vectors and general synthetic responses. More concretely,

- (a). the SRE involves synthetic covariates that are not the same as the observed ones (see Equation (2)), and
- (b). the synthetic responses are sampled from the model with a general β_s , which is allowed to be correlated with the true coefficient β_0 (see Condition 9 in Section 4.2).

Therefore, the AMP argument used in [Sterzinger & Kosmidis \(2023\)](#) does not apply to the analysis of the SRE.

Furthermore, when applying the AMP technique, the iterative algorithm for the SRE will quickly become too complicated due to the synthetic data, and deriving the precise asymptotic distributions of the iterations is very difficult even in the simplest case where $\beta_s = 0$. CGMT provides an effective alternative to bypass these complexities.

D.5.3 Introduction of Convex Gaussian Min-max Theorem

Our analysis is based on the Convex Gaussian Min-max Theorem (CGMT), which we will briefly review here; detailed theory and application can be found in [Thrampoulidis et al. \(2015\)](#), [Thrampoulidis \(2016\)](#), [Thrampoulidis et al. \(2018\)](#). This technique connects a Primary Optimization (PO) problem with an Auxiliary Optimization (AO) problem, which is easy to analyze yet allows studying various aspects of the PO. Specifically, we define the PO and AO problems as follows:

$$(\text{PO}) \quad \Phi(\mathbf{G}) := \min_{\mathbf{w} \in \mathcal{S}_{\mathbf{w}}} \max_{\mathbf{u} \in \mathcal{S}_{\mathbf{u}}} \mathbf{u}^T \mathbf{G} \mathbf{w} + \psi(\mathbf{u}, \mathbf{w}) \quad (33)$$

$$(\text{AO}) \quad \phi(\mathbf{g}, \mathbf{h}) := \min_{\mathbf{w} \in \mathcal{S}_{\mathbf{w}}} \max_{\mathbf{u} \in \mathcal{S}_{\mathbf{u}}} \|\mathbf{w}\| \mathbf{g}^T \mathbf{u} - \|\mathbf{u}\| \mathbf{h}^T \mathbf{w} + \psi(\mathbf{u}, \mathbf{w}) \quad (34)$$

where $\mathbf{G} \in \mathbb{R}^{m \times n}$, $\mathbf{g} \in \mathbb{R}^m$, $\mathbf{h} \in \mathbb{R}^n$, $\mathcal{S}_{\mathbf{w}} \subset \mathbb{R}^n$, $\mathcal{S}_{\mathbf{u}} \subset \mathbb{R}^m$ and $\psi : \mathbb{R}^n \times \mathbb{R}^m \rightarrow \mathbb{R}$. Denote by $\mathbf{w}_{\Phi} := \mathbf{w}_{\Phi}(\mathbf{G})$ and $\mathbf{w}_{\phi} := \mathbf{w}_{\phi}(\mathbf{g}, \mathbf{h})$ any optimal minimizers in (33) and (34), respectively.

Lemma D.11 (Thrapoulidis (2016)). Let $\mathcal{S}_{\mathbf{w}}$ and $\mathcal{S}_{\mathbf{u}}$ be two convex and compact sets. Assume the function $\psi(\cdot, \cdot)$ is convex-concave on $\mathcal{S}_{\mathbf{w}} \times \mathcal{S}_{\mathbf{u}}$. Also assume that \mathbf{G}, \mathbf{g} , and \mathbf{h} all have entries i.i.d. standard normal. Then for all $\mu \in \mathbb{R}$, and $t > 0$,

$$\mathbb{P}(|\Phi(\mathbf{G}) - \mu| > t) \leq 2\mathbb{P}(|\phi(\mathbf{g}, \mathbf{h}) - \mu| \geq t)$$

The probabilities are taken with respect to the randomness in \mathbf{G}, \mathbf{g} , and \mathbf{h} .

Lemma D.12 (Asymptotic CGMT Thrapoulidis (2016)). Let \mathcal{S} be an arbitrary open subset of $\mathcal{S}_{\mathbf{w}}$ and $\mathcal{S}^c := \mathcal{S}_{\mathbf{w}}/\mathcal{S}$. Denote $\Phi_{\mathcal{S}^c}(\mathbf{G})$ and $\phi_{\mathcal{S}^c}(\mathbf{g}, \mathbf{h})$ be the optimal costs of the optimizations in (33) and (34), respectively, when the minimization over \mathbf{w} is now constrained over $\mathbf{w} \in \mathcal{S}^c$. Suppose that there exists constants $\bar{\phi} < \bar{\phi}_{\mathcal{S}^c}$ such that $\phi(\mathbf{g}, \mathbf{h}) \xrightarrow{\mathbb{P}} \bar{\phi}$, and $\phi_{\mathcal{S}^c}(\mathbf{g}, \mathbf{h}) \rightarrow \bar{\phi}_{\mathcal{S}^c}$. Then, $\lim_{n \rightarrow \infty} \mathbb{P}(\mathbf{w}_{\Phi}(\mathbf{G}) \in \mathcal{S}) = 1$.

In the following, we equate $(1/\delta, \tau_0, m) = (p, \tau, M)/n$ with the understanding that when n is finite these numbers are ratios and converge to some constants as n increases to infinity.

D.5.4 Additional useful lemmas

Through the reformulation and transformation of the original optimization problem (2), we will frequently use the following lemma to flip the optimization order:

Lemma D.13. (Sion 1958, Sion's minimax theorem)

Let $X \subset \mathbb{R}^n$ and $Y \subset \mathbb{R}^m$ be convex space and one of which is compact. If $f : X \times Y \rightarrow \mathbb{R}$ is a continuous function that is concave-convex, i.e. $f(\cdot, y) : X \rightarrow \mathbb{R}$ is concave for fixed y , and $f(x, \cdot) : Y \rightarrow \mathbb{R}$ is convex for fixed x .

Then we have that

$$\sup_{x \in X} \inf_{y \in Y} f(x, y) = \inf_{y \in Y} \sup_{x \in X} f(x, y).$$

The following result is also useful in our proof.

Lemma D.14. Let K, σ , and V be any positive numbers. Let \mathbf{g} is a vector with the same dimension as $\boldsymbol{\theta}$ to be minimized. It holds that

$$\min_{\|\boldsymbol{\theta}\|=1} \max_{r \in [0, V]} \{r\sigma\mathbf{g}^\top \boldsymbol{\theta} + rK\} = \max_{r \in [0, V]} \min_{\|\boldsymbol{\theta}\|=1} \{r\sigma\mathbf{g}^\top \boldsymbol{\theta} + rK\}$$

Proof of lemma D.14. We consider the following cases.

- Suppose $K - \sigma\|\mathbf{g}\| > 0$: It is clear that $K + \sigma\mathbf{g}^\top \boldsymbol{\theta} \geq K - \sigma\|\mathbf{g}\| > 0$ for any unit vector $\boldsymbol{\theta}$. Therefore, the two sides can be computed as follows:

$$\begin{aligned} \min_{\|\boldsymbol{\theta}\|=1} \max_{r \in [0, V]} \{r\sigma\mathbf{g}^\top \boldsymbol{\theta} + rK\} &= \min_{\|\boldsymbol{\theta}\|=1} V(K + \sigma\mathbf{g}^\top \boldsymbol{\theta}) = V(K - \sigma\|\mathbf{g}\|); \\ \max_{r \in [0, V]} \min_{\|\boldsymbol{\theta}\|=1} \{r\sigma\mathbf{g}^\top \boldsymbol{\theta} + rK\} &= \max_{r \in [0, V]} r(K - \sigma\|\mathbf{g}\|) = V(K - \sigma\|\mathbf{g}\|). \end{aligned}$$

- Suppose $K - \sigma\|g\| \leq 0$: The left hand side is

$$\begin{aligned} \min_{\|\theta\|=1} \max_{r \in [0, V]} \{r\sigma g^\top \theta + rK\} &= \min \left\{ \min_{\|\theta\|=1, K+\sigma g^\top \theta > 0} \max_{r \in [0, V]} \{r\sigma g^\top \theta + rK\}, \right. \\ &\quad \left. \min_{\|\theta\|=1, K+\sigma g^\top \theta \leq 0} \max_{r \in [0, V]} \{r\sigma g^\top \theta + rK\} \right\} \\ &= \min \left\{ \min_{\|\theta\|=1, K+\sigma g^\top \theta > 0} V(K + \sigma g^\top \theta), 0 \right\} \\ &= 0. \end{aligned}$$

The right hand side is

$$\max_{r \in [0, V]} \min_{\|\theta\|=1} \{r\sigma g^\top \theta + rK\} = \max_{r \in [0, V]} r(K - \sigma\|g\|) = 0.$$

In either case, the two sides are equal. \square

The following lemma shows that $\|\hat{\beta}_M\|$ is bounded with high probability when the MLE based on the auxiliary data exists asymptotically. According to [Candès & Sur \(2020\)](#), the inequality that $1/(m\delta) < g_{\text{MLE}}(\kappa_2)$ (g_{MLE} is defined in the lemma) is sufficient for the auxiliary dataset to be non-separable with high probability.

Lemma D.15. *Consider a standard normal variable Z with density function $\varphi(t)$ and an independent continuous random variable V_κ with density function $2\rho'(\kappa t)\varphi(t)$. Using the notation $x_+ = \max(x, 0)$, we define $g_{\text{MLE}}(\delta) = \{\kappa : 1/\delta = \min_{t \in \mathbb{R}} \{\mathbb{E}(Z - tV_\kappa)_+^2\}\}$, where $g_{\text{MLE}}(\delta)$ is a monotonically increasing function with respect to δ . Assume that $\lim_{p \rightarrow \infty} \frac{M}{p} = \delta_M$. If $\kappa_2 < g_{\text{MLE}}(\delta_M)$, then there exist constants c_1 , C_1 , and a threshold M_0 that are dependent on δ_M, τ_0 and κ_2 . For all $M \geq M_0$, the SRE $\hat{\beta}_M$ obeys*

$$\mathbb{P}(\|\hat{\beta}_M\| \leq c_1) \geq 1 - C_1 M^{-\alpha}$$

where $\alpha > 1$ is a constant that depends on δ_M and κ_2 .

The condition $\kappa_2 < g_{\text{MLE}}(\delta_M)$ in Lemma D.15 is equivalent to say that the ancillary data is not separable and the norm of the MLE based on ancillary data is bounded ([Sur & Candès 2019](#), Theorem 4). In order to show that the $\|\hat{\beta}_M\|$ is bounded with high probability, we first reduce this problem to the separability of ancillary data. We then follow the reasoning presented in [Sur & Candès \(2019, Theorem 4\)](#). For the sake of completeness, we provide brief arguments here.

Proof of lemma D.15. When entries of synthetic covariate matrix \mathbb{X}^* follows independently from $N(0, 1)$ and $p/M < 1/2$, then the least singular value of $\mathbb{X}^* \in \mathbb{R}^{M \times p}$ obeys

$$\sigma_{\min}(\mathbb{X}^*) \geq \frac{1}{4}\sqrt{M}, \quad (35)$$

with probability at least $1 - 2 \exp\left(-\frac{1}{2}\left(\frac{3}{4} - \frac{1}{\sqrt{2}}\right)^2 M\right)$, which follows from [Vershynin \(2010, Corollary 5.35\)](#). Recall Eq.(29), we have

$$\frac{1}{M} \sum_{i=1}^M \max\{0, -(2y_i^* - 1)\mathbf{x}_i^{*\top} \hat{\beta}_M\} \leq \frac{n + \tau}{\tau} \log(2)$$

Under event $\mathcal{E}_3 = \{\sigma_{\min}(\mathbb{X}^*) \geq \frac{1}{4}\sqrt{M}\}$ and assume $\|\hat{\beta}_M\|_2 \leq \frac{n+\tau}{\tau\epsilon^2}4\log(2)$ ($\epsilon > 0$ will be specified later), we have

$$\begin{aligned} \frac{1}{M} \sum_{i=1}^M \max\{0, -(2y_i^* - 1)\mathbf{x}_i^{*\top} \hat{\beta}_M\} &\leq \frac{n+\tau}{\tau} \log(2) \\ &\leq \frac{n+\tau}{\tau} \log(2) 4\sqrt{\frac{1}{M} \frac{\|\mathbb{X}^* \hat{\beta}_M\|_2}{\|\hat{\beta}_M\|_2}} \\ &\leq \frac{1}{\sqrt{M}} \epsilon^2 \|(2\mathbf{y}_2 - 1) \circ \mathbb{X}^* \hat{\beta}_M\|_2 \end{aligned}$$

where \circ denote usual Hadamard product and $\mathbf{y}_2 = (y_1^*, \dots, y_M^*)$. Above relationship implies following inequality under event \mathcal{E}_3 ,

$$\mathbb{P}\left(\|\hat{\beta}_M\|_2 \leq \frac{n+\tau}{\tau\epsilon^2}4\log(2)\right) \geq \mathbb{P}\left(\{(2\mathbf{y}_2 - 1) \circ \mathbb{X}^* \mathbf{b} \mid \mathbf{b} \in \mathbb{R}^p\} \cap \mathcal{A} = \{\mathbf{0}\}\right) \quad (36)$$

where set \mathcal{A}_ϵ is defined as

$$\mathcal{A}_\epsilon := \left\{ \mathbf{u} \in \mathbb{R}^M \mid \sum_{j=1}^M \max\{-u_j, 0\} \leq \sqrt{M}\epsilon^2 \|\mathbf{u}\|_2 \right\}$$

Therefore, it is sufficient to demonstrate that the probability of the complement of the right-hand side of Eq.(36) decays exponentially. Following the reasoning in [Sur & Candès \(2019, Theorem 4\)](#), we identify the existence of positive constants $M_0 := M_0(M/p, \kappa_2)$ and $\epsilon_0 := \epsilon_0(M/p, \kappa_2)$, ensuring that for all $M > M_0$,

$$\mathbb{P}\left(\{(2\mathbf{y}_2 - 1) \circ \mathbb{X}^* \mathbf{b} \mid \mathbf{b} \in \mathbb{R}^p\} \cap \mathcal{A}_{\epsilon_0} \neq \{\mathbf{0}\}\right) \leq C_1 M^{-\alpha} \quad (37)$$

Where $\alpha > 1$ and $C_1 > 0$ are constants that depend only on M/p and κ_2 . By combining Eq.(36), Eq.(37), and the bound on the minimum singular value of \mathbb{X}^* , we conclude that constants $c_1, C_1, \alpha(> 1)$, and M_0 exist, which depend on $M/p, \tau/n$, and κ_2 . These constants ensure that, for all $M > M_0$,

$$\mathbb{P}\left(\|\hat{\beta}_M\|_2 \leq c_1\right) \geq 1 - C_1 M^{-\alpha}.$$

The proof is completed. □

The next lemma establishes a bound on the norm of a normal random vector.

Lemma D.16. *Let $\mathbf{Z} \in \mathbb{R}^n$ be a vector of i.i.d. standard normal variables, then we have*

$$\mathbb{P}\left(\|\mathbf{Z}\| > 2\sqrt{n}\right) \leq \exp(-n/2)$$

Proof. See [Wainwright \(2019, Example 2.28\)](#). □

The next lemma is useful when we find the optimality condition for the scalar optimization problem.

Lemma D.17 (Identities for logistic link). *Let $\rho'(t) := \frac{e^t}{1+e^t}$ and $Z_1, Z_2 \sim N(0, 1)$ independently. For any $\kappa_1 > 0, \kappa_2 > 0$ and $\xi \in [-1, 1]$, we have*

$$\begin{aligned} \mathbb{E}(\rho'(\kappa_1 Z_1)) &= \frac{1}{2} & \mathbb{E}(\rho'(\kappa_1 \xi Z_1 + \kappa_2 \sqrt{1-\xi^2} Z_2)) &= \frac{1}{2} \\ \mathbb{E}(Z_1^2 \rho'(\kappa_1 \xi Z_1 + \kappa_2 \sqrt{1-\xi^2} Z_2)) &= \frac{1}{2} & \mathbb{E}(Z_1 Z_2 \rho'(\kappa_1 \xi Z_1 + \kappa_2 \sqrt{1-\xi^2} Z_2)) &= 0 \end{aligned}$$

Proof. Direct consequences of the symmetry of the standard normal distribution. \square

The next lemma summarizes the partial derivatives of the Moreau envelope function, which will be used frequently when we derive the system of equations from the first order optimality condition in (61).

Lemma D.18 (Rockafellar & Wets (2009)). *Let $\Phi : \mathbb{R}^d \rightarrow \mathbb{R}$ be a convex function. For $\mathbf{v} \in \mathbb{R}^d$ and $t \in \mathbb{R}_+$, the Moreau envelope function is defined as,*

$$M_{\Phi(\cdot)}(\mathbf{v}, t) = \min_{\mathbf{x} \in \mathbb{R}^d} \Phi(\mathbf{x}) + \frac{1}{2t} \|\mathbf{x} - \mathbf{v}\|^2,$$

and the proximal operator is the solution to this optimization, i.e.,

$$\text{Prox}_{t\Phi(\cdot)}(\mathbf{v}) = \arg \min_{\mathbf{x} \in \mathbb{R}^d} t\Phi(\mathbf{x}) + \frac{1}{2} \|\mathbf{x} - \mathbf{v}\|^2.$$

The derivative of the Moreau envelope function can be computed as follows,

$$\frac{\partial M_{\Phi(\cdot)}}{\partial \mathbf{v}} = \frac{1}{t} (\mathbf{v} - \text{Prox}_{t\Phi(\cdot)}(\mathbf{v})), \quad \frac{\partial M_{\Phi(\cdot)}}{\partial t} = -\frac{1}{2t^2} (\mathbf{v} - \text{Prox}_{t\Phi(\cdot)}(\mathbf{v}))^2$$

D.5.5 Reformulation and transformation

The goal of this subsection is to reformulate the optimization for the estimator into a PO problem and define the associated AO problem. We start with rewriting the optimization in (2) as

$$\min_{\beta \in \mathbb{R}^p} \left\{ \frac{1}{n} \mathbf{1}^T \rho(\mathbf{H}_1 \beta) - \frac{1}{n} \mathbf{y}_1^T \mathbf{H}_1 \beta + \frac{\tau_0}{M} \mathbf{1}^T \rho(\mathbf{H}_2 \beta) - \frac{\tau_0}{M} \mathbf{y}_2^T \mathbf{H}_2 \beta \right\}$$

where the action of function $\rho(\cdot)$ on a vector is considered entry-wise, $\mathbf{y}_1 \in \mathbb{R}^n$ is the vector of observed responses and $\mathbf{y}_2 \in \mathbb{R}^M$ is the vector of auxiliary responses, $\mathbf{H}_1 \in \mathbb{R}^{n \times p}$ is $[\mathbf{x}_1, \dots, \mathbf{x}_n]^T$ and $\mathbf{H}_2 \in \mathbb{R}^{M \times p}$ is $[\mathbf{x}_1^*, \dots, \mathbf{x}_M^*]^T$. Let $\mathbf{H} = \begin{bmatrix} \mathbf{H}_1 \\ \mathbf{H}_2 \end{bmatrix}$. Note the entries of \mathbf{H} are i.i.d. standard normal variables.

Introducing two new variables \mathbf{u}_1 and \mathbf{u}_2 , we further rewrite the optimization as

$$\begin{aligned} \min_{\beta \in \mathbb{R}^p, \mathbf{u}_1 \in \mathbb{R}^n, \mathbf{u}_2 \in \mathbb{R}^M} & \left(\frac{1}{n} \mathbf{1}^T \rho(\mathbf{u}_1) - \frac{1}{n} \mathbf{y}_1^T \mathbf{u}_1 + \frac{\tau_0}{M} \mathbf{1}^T \rho(\mathbf{u}_2) - \frac{\tau_0}{M} \mathbf{y}_2^T \mathbf{u}_2 \right) \\ \text{s.t.} & \begin{bmatrix} \mathbf{u}_1 \\ \mathbf{u}_2 \end{bmatrix} = \mathbf{H} \beta. \end{aligned}$$

Using a Lagrange multiplier, we rewrite the above optimization as a min-max optimization

$$\min_{\beta \in \mathbb{R}^p, \mathbf{u}_1 \in \mathbb{R}^n, \mathbf{u}_2 \in \mathbb{R}^M} \max_{\mathbf{v} \in \mathbb{R}^{n+M}} \left(\frac{1}{n} \mathbf{1}^T \rho(\mathbf{u}_1) - \frac{1}{n} \mathbf{y}_1^T \mathbf{u}_1 + \frac{\tau_0}{M} \mathbf{1}^T \rho(\mathbf{u}_2) - \frac{\tau_0}{M} \mathbf{y}_2^T \mathbf{u}_2 + \frac{1}{\sqrt{n}} \mathbf{v}^T \left(\begin{bmatrix} \mathbf{u}_1 \\ \mathbf{u}_2 \end{bmatrix} - \mathbf{H} \beta \right) \right) \quad (38)$$

We reformulate the original loss function into a new form that is tailored for the application of CGMT, as the current mini-max optimization problem is affine in the Gaussian matrix \mathbf{H} . To utilize CGMT, we need to further constrain the feasible sets of β , \mathbf{u}_1 , \mathbf{u}_2 and \mathbf{v} in (38) to be both compact and convex. We constrain these feasible sets to be compact because this constraint is one of the technical condition for switching the order of minimization and maximization in the minimax theorem.

Feasible set for optimization We denote by $(\hat{\beta}_M, \hat{\mathbf{u}}_1, \hat{\mathbf{u}}_2)$ the solution to (38). According to lemma D.15, there exist constant $\alpha > 1$, $c_1 > 0$, $C_1 > 0$, and a threshold M_0 that are dependent on $\delta_M = \lim_{M \rightarrow \infty} \frac{M}{p}$ and $\kappa_2 = \lim_{p \rightarrow \infty} \|\beta_s\|$. For all $M \geq M_0$, we have

$$\mathbb{P}(\|\hat{\beta}_M\| > c_1) \leq C_1 M^{-\alpha}$$

note that $\sum_{M=1}^{\infty} C_1 M^{-\alpha} < \infty$, by Borel Cantelli lemma,

$$\mathbb{P}(\{\|\hat{\beta}_M\| > c_1\} \text{ happens infinitely many times}) = 0. \quad (39)$$

(39) allows us to safely constrain the sets \mathcal{S}_β to be a ball centered at the origin with a constant radius in \mathbb{R}^p for all p . Furthermore, based on the first order optimality of the min-max optimization in (38), we have

$$\begin{bmatrix} \mathbf{y}_1 - \rho'(\hat{\mathbf{u}}_1) \\ \frac{\tau}{M}(\mathbf{y}_2 - \rho'(\hat{\mathbf{u}}_2)) \end{bmatrix} = \sqrt{n}\hat{\mathbf{v}},$$

where $\hat{\mathbf{v}}$ denotes the associated maximizer of the inner problem. Since the entries of $\rho'(\hat{\mathbf{u}}_1), \rho'(\hat{\mathbf{u}}_2)$ are bounded by 1 and the entries of $\mathbf{y}_1, \mathbf{y}_2$ are either 0 or 1, we can conclude that $\|\hat{\mathbf{v}}\|^2 \leq 1 + \frac{\tau_0^2}{m}$. Therefore, we can reduce the feasible set of \mathbf{v} to be some closed ball centered at origin with a constant radius. This radius will be used below in (49). In the following, these feasible sets, for each p , are denoted as \mathcal{S}_β and \mathcal{S}_v , where we admit the dependence on p but omit p from these notations for simplicity.

We will show that the values of $\frac{1}{\sqrt{n}}\|\mathbf{u}_1\|$ and $\frac{1}{\sqrt{n}}\|\mathbf{u}_2\|$ can be constrained by some universal constants without affecting the original optimization problem. This property is needed below in (58). Note that the first order optimality with respect to \mathbf{v} implies

$$\begin{aligned} \left\| \begin{bmatrix} \hat{\mathbf{u}}_1 \\ \hat{\mathbf{u}}_2 \end{bmatrix} \right\| &= \|\mathbf{H}\hat{\beta}_M\| \\ &\leq \|\mathbf{H}\|_{op} \|\hat{\beta}_M\|_2 \end{aligned}$$

To show $\frac{1}{\sqrt{n}}\|\hat{\mathbf{u}}_1\|$ and $\frac{1}{\sqrt{n}}\|\hat{\mathbf{u}}_2\|$ are bounded by some universal constants, it suffices to show $\frac{1}{\sqrt{n}}\|\mathbf{H}\|_{op}$ is bounded by some universal constant for all sufficiently large sample sizes. Using the standard upper bound on the operator norm of Gaussian random matrices (Vershynin 2010, Corollary 5.35), we have $\mathbb{P}(\|\mathbf{H}\|_{op} > \sqrt{n} + \bar{M} + \sqrt{p} + \sqrt{2n}) \leq 2 \exp(-n)$. Recalling that $M/n = m$ and $n/p = \delta$, we have

$$\sum_{n=1}^{\infty} \mathbb{P}\left(\frac{1}{\sqrt{n}}\|\mathbf{H}\|_{op} > \sqrt{1+m} + \sqrt{\frac{1}{\delta}} + \sqrt{2}\right) \leq 2 \sum_{n=1}^{\infty} \exp(-n) < \infty.$$

By Borel–Cantelli lemma, we conclude that

$$\mathbb{P}\left(\left\{\frac{1}{\sqrt{n}}\|\mathbf{H}\|_{op} > \sqrt{1+m} + \sqrt{\frac{1}{\delta}} + \sqrt{2}\right\} \text{ happens infinitely many times}\right) = 0. \quad (40)$$

Thus, it is safe to constrain the feasible sets of \mathbf{u}_1 and \mathbf{u}_2 to be some closed balls with diverging radii $C\sqrt{n}$ for some sufficiently large constant C , which are denoted by \mathcal{S}_{u_1} and \mathcal{S}_{u_2} , respectively.

Formulations of PO and AO In order to define the PO and AO problems in the context of Section 4.1, we need to decompose β into a “signal part” and a “noise part.” Denoted by S the space spanned by β_0 and β_s . Let \mathbf{P} be the projection matrix onto S and let $\mathbf{P}^\perp := \mathbf{I}_p - \mathbf{P}$ be the projection matrices onto the orthogonal complement of S . We use these projections to decompose β as the sum of $\beta_S := \mathbf{P}\beta$ and $\beta_{S^\perp} := \mathbf{P}^\perp\beta$. Since the length and the direction of $\mathbf{P}\beta$ and those of $\mathbf{P}^\perp\beta$ are independent with each other, the optimization can be conducted over these directions and lengths separately. Besides, since the feasible set \mathcal{S}_β we defined earlier is a ball centered at the origin, the images of projections, $\mathbf{P}\mathcal{S}_\beta$ and $\mathbf{P}^\perp\mathcal{S}_\beta$, are convex, compact, and bounded sets. In light of these observations, the optimization can be rewritten as

$$\begin{aligned} \min_{\substack{\beta_S \in \mathbf{P}\mathcal{S}_\beta, \beta_{S^\perp} \in \mathbf{P}^\perp\mathcal{S}_\beta \\ \mathbf{u}_1 \in \mathcal{S}_{\mathbf{u}_1}, \mathbf{u}_2 \in \mathcal{S}_{\mathbf{u}_2}}} \max_{\mathbf{v} \in \mathcal{S}_{\mathbf{v}}} & \left(\frac{1}{n} \mathbf{1}^T \rho(\mathbf{u}_1) - \frac{1}{n} \mathbf{y}_1^T \mathbf{u}_1 + \frac{\tau_0}{M} \mathbf{1}^T \rho(\mathbf{u}_2) - \frac{\tau_0}{M} \mathbf{y}_2^T \mathbf{u}_2 \right. \\ & \left. + \frac{1}{\sqrt{n}} \mathbf{v}^T \left(\begin{bmatrix} \mathbf{u}_1 \\ \mathbf{u}_2 \end{bmatrix} - \frac{1}{\sqrt{p}} \mathbf{H} \beta_S \right) - \frac{1}{\sqrt{n}} \mathbf{v}^T \mathbf{H} \beta_{S^\perp} \right). \end{aligned} \quad (41)$$

In addition, the objective function is jointly convex with respect to $(\beta_S, \beta_{S^\perp}, \mathbf{u}_1, \mathbf{u}_2)$, and is concave with respect to \mathbf{v} . Based on Sion’s minimax theorem and the compactness of all the feasible sets, we can rewrite (41) by flipping the min and max signs as follows

$$\begin{aligned} \min_{\beta_{S^\perp} \in \mathbf{P}^\perp\mathcal{S}_\beta} \max_{\mathbf{v} \in \mathcal{S}_{\mathbf{v}}} \min_{\substack{\beta_S \in \mathbf{P}\mathcal{S}_\beta \\ \mathbf{u}_1 \in \mathcal{S}_{\mathbf{u}_1}, \mathbf{u}_2 \in \mathcal{S}_{\mathbf{u}_2}}} & \left(\frac{1}{n} \mathbf{1}^T \rho(\mathbf{u}_1) - \frac{1}{n} \mathbf{y}_1^T \mathbf{u}_1 + \frac{\tau_0}{M} \mathbf{1}^T \rho(\mathbf{u}_2) - \frac{\tau_0}{M} \mathbf{y}_2^T \mathbf{u}_2 \right. \\ & \left. + \frac{1}{\sqrt{n}} \mathbf{v}^T \left(\begin{bmatrix} \mathbf{u}_1 \\ \mathbf{u}_2 \end{bmatrix} - \frac{1}{\sqrt{p}} \mathbf{H} \beta_S \right) - \frac{1}{\sqrt{n}} \mathbf{v}^T \mathbf{H} \beta_{S^\perp} \right). \end{aligned}$$

It is important to note that the vector of observed and auxiliary responses, $(\mathbf{y}_1, \mathbf{y}_2)$, is independent of $\mathbf{H}\mathbf{P}^\perp$. This independence arises because $\mathbf{H}_1\beta_0 = \mathbf{H}_1\mathbf{P}\beta_0$ and $\mathbf{H}_2\beta_s = \mathbf{H}_2\mathbf{P}\beta_s$. Given that $\mathbf{H}\mathbf{P}$ and $\mathbf{H}\mathbf{P}^\perp$ are independent to each other, and considering that $\mathbf{H}\mathbf{P}^\perp$ has the same distribution as $\tilde{\mathbf{H}}\mathbf{P}^\perp$, where $\tilde{\mathbf{H}}$ denotes an independent copy of \mathbf{H} , we can conclude that the solution to the optimization problem above follows the same distribution of the solution to the following

$$\begin{aligned} \min_{\beta_{S^\perp} \in \mathbf{P}^\perp\mathcal{S}_\beta} \max_{\mathbf{v} \in \mathcal{S}_{\mathbf{v}}} \min_{\substack{\beta_S \in \mathbf{P}\mathcal{S}_\beta \\ \mathbf{u}_1 \in \mathcal{S}_{\mathbf{u}_1}, \mathbf{u}_2 \in \mathcal{S}_{\mathbf{u}_2}}} & \left(\frac{1}{n} \mathbf{1}^T \rho(\mathbf{u}_1) - \frac{1}{n} \mathbf{y}_1^T \mathbf{u}_1 + \frac{\tau_0}{M} \mathbf{1}^T \rho(\mathbf{u}_2) - \frac{\tau_0}{M} \mathbf{y}_2^T \mathbf{u}_2 \right. \\ & \left. + \frac{1}{\sqrt{n}} \mathbf{v}^T \left(\begin{bmatrix} \mathbf{u}_1 \\ \mathbf{u}_2 \end{bmatrix} - \mathbf{H} \beta_S \right) - \frac{1}{\sqrt{n}} \mathbf{v}^T \tilde{\mathbf{H}} \beta_{S^\perp} \right). \end{aligned}$$

We are ready to define the PO problem as

$$\text{PO: } \min_{\beta_{S^\perp} \in \mathbf{P}^\perp\mathcal{S}_\beta} \max_{\mathbf{v} \in \mathcal{S}_{\mathbf{v}}} \left\{ \frac{-1}{\sqrt{n}} \mathbf{v}^T \tilde{\mathbf{H}} \beta_{S^\perp} + \psi(\beta_{S^\perp}, \mathbf{v}) \right\}, \quad (42)$$

where $\psi(\beta_{S^\perp}, \mathbf{v})$ is defined as

$$\begin{aligned} \psi(\beta_{S^\perp}, \mathbf{v}) := \min_{\substack{\beta_S \in \mathbf{P}\mathcal{S}_\beta \\ \mathbf{u}_1 \in \mathcal{S}_{\mathbf{u}_1}, \mathbf{u}_2 \in \mathcal{S}_{\mathbf{u}_2}}} & \left\{ \frac{1}{n} \mathbf{1}^T \rho(\mathbf{u}_1) - \frac{1}{n} \mathbf{y}_1^T \mathbf{u}_1 + \frac{\tau_0}{M} \mathbf{1}^T \rho(\mathbf{u}_2) - \frac{\tau_0}{M} \mathbf{y}_2^T \mathbf{u}_2 \right. \\ & \left. + \frac{1}{\sqrt{n}} \mathbf{v}^T \left(\begin{bmatrix} \mathbf{u}_1 \\ \mathbf{u}_2 \end{bmatrix} - \mathbf{H} \beta_S \right) \right\}. \end{aligned}$$

It is easy to see the objective function in (42) is jointly convex with respect to $(\beta_S, \beta_S^\perp, \mathbf{u}_1, \mathbf{u}_2)$, and is concave with respect to \mathbf{v} .

Furthermore, we define the AO problem as follows

$$\text{AO: } \min_{\beta_{S^\perp} \in \mathbf{P}^\perp \mathcal{S}_\beta} \max_{\mathbf{v} \in \mathcal{S}_v} \left\{ -\frac{1}{\sqrt{n}} (\mathbf{v}^T \mathbf{h} \|\beta_{S^\perp}\| + \|\mathbf{v}\| \mathbf{g}^T \beta_{S^\perp}) + \psi(\beta_{S^\perp}, \mathbf{v}) \right\}, \quad (43)$$

where $\mathbf{h} \in \mathbb{R}^{n+M}$ and $\mathbf{g} \in \mathbb{R}^p$ have i.i.d. standard normal entries and are independent with \mathbf{H} .

D.5.6 Analyzing the auxiliary optimization

Since the objective function in Eq.(43) is concave with respect to \mathbf{v} , and the objective function in the definition of $\psi(\beta_{S^\perp}, \mathbf{v})$ is jointly convex with respect to $(\beta_S, \mathbf{u}_1, \mathbf{u}_2)$, and all the feasible sets of β_S, \mathbf{v} and $\mathbf{u}_1, \mathbf{u}_2$ are compact and convex, we apply Sion's minimax theorem to rewrite (43) by flipping the $\min_{\beta_S, \mathbf{u}_1, \mathbf{u}_2}$ and $\max_{\mathbf{v}}$:

$$\begin{aligned} \min_{\substack{\beta_S \in \mathbf{P} \mathcal{S}_\beta, \beta_{S^\perp} \in \mathbf{P}^\perp \mathcal{S}_\beta \\ \mathbf{u}_1 \in \mathcal{S}_{\mathbf{u}_1}, \mathbf{u}_2 \in \mathcal{S}_{\mathbf{u}_2}}} \max_{\mathbf{v} \in \mathcal{S}_v} & \left(\frac{1}{n} \mathbf{1}^T \rho(\mathbf{u}_1) - \frac{1}{n} \mathbf{y}_1^T \mathbf{u}_1 + \frac{\tau_0}{M} \mathbf{1}^T \rho(\mathbf{u}_2) - \frac{\tau_0}{M} \mathbf{y}_2^T \mathbf{u}_2 \right. \\ & \left. + \frac{1}{\sqrt{n}} \mathbf{v}^T \left(\begin{bmatrix} \mathbf{u}_1 \\ \mathbf{u}_2 \end{bmatrix} - \mathbf{H} \beta_S \right) - \frac{1}{\sqrt{np}} (\mathbf{v}^T \mathbf{h} \|\beta_{S^\perp}\| + \|\mathbf{v}\| \mathbf{g}^T \beta_{S^\perp}) \right). \end{aligned} \quad (44)$$

Ideally, we would like to solve the optimization in (44) with respect to the directions of the vectors while fixing the norms of the vectors, so that we get a scalar optimization. We first perform the maximization with respect to the direction of \mathbf{v} . The maximization with respect to \mathbf{v} in (44) can be rewritten as

$$\max_{\mathbf{v} \in \mathcal{S}_v} \frac{1}{\sqrt{n}} \|\mathbf{v}\| \mathbf{g}^T \beta_{S^\perp} + \frac{1}{\sqrt{n}} \mathbf{v}^T \left(\begin{bmatrix} \mathbf{u}_1 \\ \mathbf{u}_2 \end{bmatrix} - \mathbf{H} \beta_S - \|\beta_{S^\perp}\| \mathbf{h} \right).$$

For this maximization, we choose the direction of \mathbf{v} to be the same as the direction of the vector that it is multiplied to and introduce a variable $r := \|\mathbf{v}\|$ to denote the length of \mathbf{v} . Additionally, the feasible set of r is $[0, V]$ where V comes from the compact set \mathcal{S}_v . The maximization then becomes

$$\max_{r \in [0, V]} \frac{r}{\sqrt{n}} \left(\mathbf{g}^T \beta_{S^\perp} + \left\| \begin{bmatrix} \mathbf{u}_1 \\ \mathbf{u}_2 \end{bmatrix} - \mathbf{H} \beta_S - \|\beta_{S^\perp}\| \mathbf{h} \right\| \right)$$

The AO is now given by

$$\begin{aligned} \min_{\substack{\beta_S \in \mathbf{P} \mathcal{S}_\beta, \beta_{S^\perp} \in \mathbf{P}^\perp \mathcal{S}_\beta \\ \mathbf{u}_1 \in \mathbb{R}^n, \mathbf{u}_2 \in \mathbb{R}^M}} \max_{r \in [0, V]} & \left\{ \frac{1}{n} \mathbf{1}^T \rho(\mathbf{u}_1) - \frac{1}{n} \mathbf{y}_1^T \mathbf{u}_1 + \frac{\tau_0}{M} \mathbf{1}^T \rho(\mathbf{u}_2) - \frac{\tau_0}{M} \mathbf{y}_2^T \mathbf{u}_2 \right. \\ & \left. + \frac{r}{\sqrt{n}} \left(\mathbf{g}^T \beta_{S^\perp} + \left\| \begin{bmatrix} \mathbf{u}_1 \\ \mathbf{u}_2 \end{bmatrix} - \mathbf{H} \beta_S - \|\beta_{S^\perp}\| \mathbf{h} \right\| \right) \right\} \end{aligned} \quad (45)$$

For further analyses, we need to compute the projection matrix \mathbf{P} explicitly. It is worth mentioning that in the literature, the projection matrix is often equal to $\frac{\beta_0 \beta_0^T}{\|\beta_0\|^2}$, which has rank 1. In the current work, the projection matrix is slightly more complicated as it is the projection onto a two-dimensional space spanned by $\{\beta_0, \beta_s\}$.

Since β_0 and β_s are linearly independent, we can use the Gram-Schmidt process to find two orthogonal vectors e_1, e_2 such that $\text{span}\{\beta_0, \beta_s\} = \text{span}\{e_1, e_2\}$, and thus the projection matrix can be written as $\mathbf{P} = e_1 e_1^T + e_2 e_2^T$. The expressions for e_1, e_2 are given by

$$\begin{cases} e_1 := \frac{\beta_0}{\|\beta_0\|_2}, \\ e_2 := \frac{\beta_s - \xi^{(p)} \frac{\kappa_2^{(p)}}{\kappa_1^{(p)}} \beta_0}{\|\beta_s - \xi^{(p)} \frac{\kappa_2^{(p)}}{\kappa_1^{(p)}} \beta_0\|_2}, \end{cases} \quad (46)$$

with the following constants

$$\begin{cases} \kappa_1^{(p)} := \|\beta_0\|_2, \\ \kappa_2^{(p)} := \|\beta_s\|_2, \\ \xi^{(p)} := \frac{1}{\|\beta_0\|_2 \|\beta_s\|_2} \langle \beta_0, \beta_s \rangle, \end{cases} \quad (47)$$

By SLLN, $(\kappa_1^{(p)}, \kappa_2^{(p)}, \xi^{(p)})$ converges to $(\kappa_1, \kappa_2, \xi)$ a.s. and we will drop the superscript (p) in the following to ease the notation.

For any candidate β in (45), since the length and the direction of $\mathbf{P}\beta$ and those of $\mathbf{P}^\perp\beta$ are independent with each other, we can optimize over the directions and the lengths separately. To see how this works, we decompose β as follows:

$$\begin{aligned} \beta &= \mathbf{P}\beta + \mathbf{P}^\perp\beta \\ &= (e_1^T \beta) e_1 + (e_2^T \beta) e_2 + \mathbf{P}^\perp\beta \\ &= \left(\frac{e_1^T \beta}{\|\beta_0\|_2} \right) \beta_0 + \left(\frac{e_2^T \beta}{\|\beta_s - \xi \frac{\kappa_2}{\kappa_1} \beta_0\|_2} \right) (\beta_s - \xi \frac{\kappa_2}{\kappa_1} \beta_0) + \|\mathbf{P}^\perp\beta\| \cdot \text{direction}(\mathbf{P}^\perp\beta). \end{aligned} \quad (48)$$

For the SRE $\hat{\beta}_M$, the three scalar quantities $\frac{e_1^T \hat{\beta}_M}{\|\beta_0\|_2}, \frac{e_2^T \hat{\beta}_M}{\|\beta_s - \xi \frac{\kappa_2}{\kappa_1} \beta_0\|_2}, \|\mathbf{P}^\perp \hat{\beta}_M\|$ will be tracked in the asymptotics with a system of equations. Using the above decomposition, we interpret β_0 as the true signal, $(\beta_s - \xi \frac{\kappa_2}{\kappa_1} \beta_0)$ as the bias induced by the auxiliary data, and $\mathbf{P}^\perp \hat{\beta}_M$ as the noise, which will be approximated by a standard Gaussian vector. The essential of the application of CGMT is to characterize the asymptotic behaviors of the scalar quantities aforementioned.

To be concrete, we introduce the scalars $\alpha_1 := \frac{e_1^T \beta}{\kappa_1}, \alpha_2 := \frac{e_2^T \beta}{\kappa_2}, \sigma := \|\mathbf{P}^\perp \beta\|$ and let θ be the direction of $\mathbf{P}^\perp \beta$. In the following, we drop the feasible sets to ease the notation whenever there is no ambiguity. The AO problem is now written as

$$\begin{aligned} \min_{\substack{\sigma \geq 0 \\ \mathbf{u}_1 \in \mathbb{R}^n, \mathbf{u}_2 \in \mathbb{R}^M \\ \alpha_1, \alpha_2 \in \mathbb{R}}} \min_{\|\theta\|_2=1} \max_{r \in [0, V]} & \left(\frac{1}{n} \mathbf{1}^T \rho(\mathbf{u}_1) - \frac{1}{n} \mathbf{y}_1^T \mathbf{u}_1 + \frac{\tau_0}{M} \mathbf{1}^T \rho(\mathbf{u}_2) - \frac{\tau_0}{M} \mathbf{y}_2^T \mathbf{u}_2 \right. \\ & \left. + \frac{r}{\sqrt{n}} \left(\sigma \mathbf{g}^T \theta + \left\| \begin{bmatrix} \mathbf{u}_1 \\ \mathbf{u}_2 \end{bmatrix} - \kappa_1 \alpha_1 \mathbf{q}_1 - \kappa_2 \alpha_2 \mathbf{q}_2 - \sigma \mathbf{h} \right\| \right) \right), \end{aligned}$$

where $\mathbf{q}_1 := \mathbf{H}e_1, \mathbf{q}_2 := \mathbf{H}e_2$. Notice that \mathbf{q}_1 and \mathbf{q}_2 are independent and have i.i.d. standard normal entries (recall that \mathbf{H} has i.i.d. standard normal entries and $\langle e_1, e_2 \rangle = 0$). In the next step, we exchange the

order of the $\min_{\|\theta\|=1}$ and $\max_{r \in [0, V]}$ in the above problem. This flipping is based on lemma D.14. The AO problem can be reformulated as

$$\begin{aligned} \min_{\substack{\sigma \geq 0 \\ \mathbf{u}_1 \in \mathbb{R}^n, \mathbf{u}_2 \in \mathbb{R}^M \\ \alpha_1, \alpha_2 \in \mathbb{R}}} \max_{r \in [0, V]} \min_{\|\theta\|_2=1} & \left(\frac{1}{n} \mathbf{1}^T \rho(\mathbf{u}_1) - \frac{1}{n} \mathbf{y}_1^T \mathbf{u}_1 + \frac{\tau_0}{M} \mathbf{1}^T \rho(\mathbf{u}_2) - \frac{\tau_0}{M} \mathbf{y}_2^T \mathbf{u}_2 \right. \\ & \left. + \frac{r}{\sqrt{n}} \left(\sigma \mathbf{g}^T \theta + \left\| \begin{bmatrix} \mathbf{u}_1 \\ \mathbf{u}_2 \end{bmatrix} - \kappa_1 \alpha_1 \mathbf{q}_1 - \kappa_2 \alpha_2 \mathbf{q}_2 - \sigma \mathbf{h} \right\| \right) \right), \end{aligned} \quad (49)$$

Optimizing this problem with respect to the direction of θ yields the following

$$\begin{aligned} \min_{\substack{\sigma \geq 0 \\ \mathbf{u}_1 \in \mathbb{R}^n, \mathbf{u}_2 \in \mathbb{R}^M \\ \alpha_1, \alpha_2 \in \mathbb{R}}} \max_{r \in [0, V]} & \left(\frac{1}{n} \mathbf{1}^T \rho(\mathbf{u}_1) - \frac{1}{n} \mathbf{y}_1^T \mathbf{u}_1 + \frac{\tau_0}{M} \mathbf{1}^T \rho(\mathbf{u}_2) - \frac{\tau_0}{M} \mathbf{y}_2^T \mathbf{u}_2 - \frac{r\sigma}{\sqrt{n}} \|\mathbf{P}^\perp \mathbf{g}\| \right. \\ & \left. + r \frac{1}{\sqrt{n}} \left\| \begin{bmatrix} \mathbf{u}_1 \\ \mathbf{u}_2 \end{bmatrix} - \kappa_1 \alpha_1 \mathbf{q}_1 - \kappa_2 \alpha_2 \mathbf{q}_2 - \sigma \mathbf{h} \right\| \right). \end{aligned}$$

Next, we use the identity that $\|\mathbf{a}\| = \min_{\tilde{\nu} > 0} \left(\frac{1}{2\tilde{\nu}} \|\mathbf{a}\|^2 + \frac{\tilde{\nu}}{2} \right)$, with optima $\hat{\tilde{\nu}} = \|\mathbf{a}\|$, to replace the norm in the last display by a squared term:

$$\begin{aligned} \min_{\substack{\sigma \geq 0 \\ \mathbf{u}_1 \in \mathbb{R}^n, \mathbf{u}_2 \in \mathbb{R}^M \\ \alpha_1, \alpha_2 \in \mathbb{R}}} \max_{r \in [0, V]} \min_{\tilde{\nu} > 0} & \left(\frac{1}{n} \mathbf{1}^T \rho(\mathbf{u}_1) - \frac{1}{n} \mathbf{y}_1^T \mathbf{u}_1 + \frac{\tau_0}{M} \mathbf{1}^T \rho(\mathbf{u}_2) - \frac{\tau_0}{M} \mathbf{y}_2^T \mathbf{u}_2 - \frac{\sigma r}{\sqrt{n}} \|\mathbf{P}^\perp \mathbf{g}\| \right. \\ & \left. + \frac{r\tilde{\nu}}{2} + \frac{r}{2\tilde{\nu}} \left\| \frac{1}{\sqrt{n}} \begin{bmatrix} \mathbf{u}_1 \\ \mathbf{u}_2 \end{bmatrix} - \frac{1}{\sqrt{n}} \kappa_1 \alpha_1 \mathbf{q}_1 - \frac{1}{\sqrt{n}} \kappa_2 \alpha_2 \mathbf{q}_2 - \frac{1}{\sqrt{n}} \sigma \mathbf{h} \right\|^2 \right) \end{aligned} \quad (50)$$

We shall show the above objective function is jointly convex in $(\mathbf{u}_1, \mathbf{u}_2, \alpha_1, \alpha_2, \sigma, \tilde{\nu})$ and concave in r . The concavity is easy since the objective function is linear in r . To show the joint convexity, we first note that the function $h_1(\tilde{\theta}) := 1 + \left\| \frac{1}{\sqrt{n}} \begin{bmatrix} \mathbf{u}_1 \\ \mathbf{u}_2 \end{bmatrix} - \frac{1}{\sqrt{n}} \kappa_1 \alpha_1 \mathbf{q}_1 - \frac{1}{\sqrt{n}} \kappa_2 \alpha_2 \mathbf{q}_2 - \frac{1}{\sqrt{n}} \sigma \mathbf{h} \right\|^2$ is jointly convex in $\tilde{\theta} := (\mathbf{u}_1, \mathbf{u}_2, \alpha_1, \alpha_2, \sigma)$ since h_1 is quadratic over some linear functions. We then note that the perspective function of $h_1(\tilde{\theta})$ is

$$\begin{aligned} g_1(\tilde{\theta}, \tilde{\nu}) &:= \tilde{\nu} + \frac{1}{\tilde{\nu}} \left\| \frac{1}{\sqrt{n}} \begin{bmatrix} \mathbf{u}_1 \\ \mathbf{u}_2 \end{bmatrix} - \frac{1}{\sqrt{n}} \kappa_1 \alpha_1 \mathbf{q}_1 - \frac{1}{\sqrt{n}} \kappa_2 \alpha_2 \mathbf{q}_2 - \frac{1}{\sqrt{n}} \sigma \mathbf{h} \right\|^2 \\ &= \tilde{\nu} \left(1 + \frac{1}{\tilde{\nu}^2} \left\| \frac{1}{\sqrt{n}} \begin{bmatrix} \mathbf{u}_1 \\ \mathbf{u}_2 \end{bmatrix} - \frac{1}{\sqrt{n}} \kappa_1 \alpha_1 \mathbf{q}_1 - \frac{1}{\sqrt{n}} \kappa_2 \alpha_2 \mathbf{q}_2 - \frac{1}{\sqrt{n}} \sigma \mathbf{h} \right\|^2 \right) \\ &= \tilde{\nu} h_1\left(\frac{\tilde{\theta}}{\tilde{\nu}}\right), \end{aligned}$$

which is jointly convex in $(\tilde{\theta}, \tilde{\nu})$ since h_1 is convex in $\tilde{\theta}$. The joint convexity of the objective function follows from the joint convexity of $g_1(\tilde{\theta}, \tilde{\nu})$ and the convexity of $\rho(\cdot)$. To perform minimization over $\mathbf{u}_1, \mathbf{u}_2$, we use Sion's minimax theorem to swap the order of minimization and maximization, arrive at

$$\min_{\substack{\sigma \geq 0, \tilde{\nu} > 0 \\ \alpha_1, \alpha_2 \in \mathbb{R}}} \max_{r \in [0, V]} \min_{\mathbf{u}_1 \in \mathbb{R}^n, \mathbf{u}_2 \in \mathbb{R}^M} \left(\frac{1}{n} \mathbf{1}^T \rho(\mathbf{u}_1) - \frac{1}{n} \mathbf{y}_1^T \mathbf{u}_1 + \frac{\tau_0}{M} \mathbf{1}^T \rho(\mathbf{u}_2) - \frac{\tau_0}{M} \mathbf{y}_2^T \mathbf{u}_2 - \frac{\sigma r}{\sqrt{n}} \|\mathbf{P}^\perp \mathbf{g}\| \right. \\ \left. + \frac{r\tilde{\nu}}{2} + \frac{r}{2\tilde{\nu}} \left\| \frac{1}{\sqrt{n}} \begin{bmatrix} \mathbf{u}_1 \\ \mathbf{u}_2 \end{bmatrix} - \frac{1}{\sqrt{n}} \kappa_1 \alpha_1 \mathbf{q}_1 - \frac{1}{\sqrt{n}} \kappa_2 \alpha_2 \mathbf{q}_2 - \frac{1}{\sqrt{n}} \sigma \mathbf{h} \right\|^2 \right)$$

Minimization over $\mathbf{u}_1, \mathbf{u}_2$: We now focus on the optimization over $\mathbf{u}_1 \in \mathbb{R}^n$ and $\mathbf{u}_2 \in \mathbb{R}^M$. Specifically, we analyze the following problem:

$$\min_{\mathbf{u}_1 \in \mathbb{R}^n, \mathbf{u}_2 \in \mathbb{R}^M} \left(\frac{1}{n} \mathbf{1}^T \rho(\mathbf{u}_1) - \frac{1}{n} \mathbf{y}_1^T \mathbf{u}_1 + \frac{\tau_0}{M} \mathbf{1}^T \rho(\mathbf{u}_2) - \frac{\tau_0}{M} \mathbf{y}_2^T \mathbf{u}_2 \right. \\ \left. + \frac{r}{2\tilde{\nu}} \left\| \frac{1}{\sqrt{n}} \begin{bmatrix} \mathbf{u}_1 \\ \mathbf{u}_2 \end{bmatrix} - \frac{1}{\sqrt{n}} \kappa_1 \alpha_1 \mathbf{q}_1 - \frac{1}{\sqrt{n}} \kappa_2 \alpha_2 \mathbf{q}_2 - \frac{1}{\sqrt{n}} \sigma \mathbf{h} \right\|^2 \right). \quad (51)$$

Note that the three vectors $\mathbf{q}_1, \mathbf{q}_2, \mathbf{h}$ are $n + M$ dimensional and have independent standard normal entries. Each of these vectors can be divided into two parts corresponding to \mathbf{u}_1 and \mathbf{u}_2 as

$$\mathbf{q}_1 = \begin{bmatrix} \mathbf{q}_1^{up} \\ \mathbf{q}_1^{down} \end{bmatrix}, \quad \mathbf{q}_2 = \begin{bmatrix} \mathbf{q}_2^{up} \\ \mathbf{q}_2^{down} \end{bmatrix}, \quad \mathbf{h} = \begin{bmatrix} \mathbf{h}^{up} \\ \mathbf{h}^{down} \end{bmatrix}.$$

For the terms involving \mathbf{y}_1 and \mathbf{u}_1 , we use the following completion of squares:

$$- \frac{1}{n} \mathbf{y}_1^T \mathbf{u}_1 + \frac{r}{2\tilde{\nu}} \left\| \frac{1}{\sqrt{n}} \mathbf{u}_1 - \frac{1}{\sqrt{n}} \kappa_1 \alpha_1 \mathbf{q}_1^{up} - \frac{1}{\sqrt{n}} \kappa_2 \alpha_2 \mathbf{q}_2^{up} - \frac{1}{\sqrt{n}} \sigma \mathbf{h}^{up} \right\|^2 + \frac{\sigma}{n} \mathbf{y}_1^T \mathbf{h}^{up} \\ = \frac{r}{2\tilde{\nu}} \left\| \frac{1}{\sqrt{n}} \mathbf{u}_1 - \frac{1}{\sqrt{n}} \kappa_1 \alpha_1 \mathbf{q}_1^{up} - \frac{1}{\sqrt{n}} \kappa_2 \alpha_2 \mathbf{q}_2^{up} - \frac{1}{\sqrt{n}} \sigma \mathbf{h}^{up} - \frac{\tilde{\nu}}{r\sqrt{n}} \mathbf{y}_1 \right\|^2 - \frac{\tilde{\nu}}{2rn} \|\mathbf{y}_1\|^2 - \frac{\kappa_1 \alpha_1}{n} \mathbf{y}_1^T \mathbf{q}_1^{up} - \frac{\kappa_2 \alpha_2}{n} \mathbf{y}_1^T \mathbf{q}_2^{up}. \quad (52)$$

Similarly, by completing the squares for the terms that involve \mathbf{y}_2 and \mathbf{u}_2 , we have

$$- \frac{\tau_0}{M} \mathbf{y}_2^T \mathbf{u}_2 + \frac{r}{2\tilde{\nu}} \left\| \frac{1}{\sqrt{n}} \mathbf{u}_2 - \frac{1}{\sqrt{n}} \kappa_1 \alpha_1 \mathbf{q}_1^{down} - \frac{1}{\sqrt{n}} \kappa_2 \alpha_2 \mathbf{q}_2^{down} - \frac{1}{\sqrt{n}} \sigma \mathbf{h}^{down} \right\|^2 + \frac{\tau_0 \sigma}{M} \mathbf{y}_2^T \mathbf{h}^{down} \\ = \frac{\tau_0}{M} \left[\frac{rm}{2\tau_0 \tilde{\nu}} \left\| \mathbf{u}_2 - \kappa_1 \alpha_1 \mathbf{q}_1^{down} - \kappa_2 \alpha_2 \mathbf{q}_2^{down} - \sigma \mathbf{h}^{down} - \frac{\tau_0 \tilde{\nu}}{rm} \mathbf{y}_2 \right\|^2 - \frac{\tau_0 \tilde{\nu}}{2rm} \|\mathbf{y}_2\|^2 - \kappa_1 \alpha_1 \mathbf{y}_1^T \mathbf{q}_1^{down} - \kappa_2 \alpha_2 \mathbf{y}_1^T \mathbf{q}_2^{down} \right]. \quad (53)$$

Eq.(50) can be rewritten as

$$\min_{\substack{\sigma \geq 0, \tilde{\nu} > 0 \\ \alpha_1, \alpha_2 \in \mathbb{R}}} \max_{r \in [0, V]} \min_{\mathbf{u}_1 \in \mathbb{R}^n, \mathbf{u}_2 \in \mathbb{R}^M} \left(\frac{1}{n} \mathbf{1}^T \rho(\mathbf{u}_1) + \frac{r}{2\tilde{\nu}n} \left\| \mathbf{u}_1 - \kappa_1 \alpha_1 \mathbf{q}_1^{up} - \kappa_2 \alpha_2 \mathbf{q}_2^{up} - \sigma \mathbf{h}^{up} - \frac{\tilde{\nu}}{r} \mathbf{y}_1 \right\|^2 \right. \\ - \frac{\tilde{\nu}}{2rn} \|\mathbf{y}_1\|^2 - \frac{\kappa_1 \alpha_1}{n} \mathbf{y}_1^T \mathbf{q}_1^{up} - \frac{\kappa_2 \alpha_2}{n} \mathbf{y}_1^T \mathbf{q}_2^{up} - \frac{\sigma}{n} \mathbf{y}_1^T \mathbf{h}^{up} \\ + \frac{\tau_0}{M} \mathbf{1}^T \rho(\mathbf{u}_2) + \frac{\tau_0}{M} \frac{rm}{2\tau_0 \tilde{\nu}} \left\| \mathbf{u}_2 - \kappa_1 \alpha_1 \mathbf{q}_1^{down} - \kappa_2 \alpha_2 \mathbf{q}_2^{down} - \sigma \mathbf{h}^{down} - \frac{\tau_0 \tilde{\nu}}{rm} \mathbf{y}_2 \right\|^2 \\ + \frac{\tau_0}{M} \left[-\frac{\tau_0 \tilde{\nu}}{2rm} \|\mathbf{y}_2\|^2 - \kappa_1 \alpha_1 \mathbf{y}_1^T \mathbf{q}_1^{down} - \kappa_2 \alpha_2 \mathbf{y}_1^T \mathbf{q}_2^{down} - \frac{\tau_0 \sigma}{M} \mathbf{y}_2^T \mathbf{h}^{down} \right] \\ \left. - \frac{\sigma r}{\sqrt{n}} \|\mathbf{P}^\perp \mathbf{g}\| + \frac{r\tilde{\nu}}{2} \right).$$

Now we can perform the minimization over $\mathbf{u}_1, \mathbf{u}_2$. Based on the definition of the Moreau envelope, we can express the minimization over \mathbf{u}_1 as

$$\begin{aligned} \min_{\mathbf{u}_1 \in \mathbb{R}^n} \frac{1}{n} \mathbf{1}^T \rho \mathbf{u}_1 + \frac{r}{2\tilde{\nu}n} \left\| \mathbf{u}_1 - \kappa_1 \alpha_1 \mathbf{q}_1^{up} - \kappa_2 \alpha_2 \mathbf{q}_2^{up} - \sigma \mathbf{h}^{up} - \frac{\tilde{\nu}}{r} \mathbf{y}_1 \right\|^2 \\ = \frac{1}{n} M_{\rho(\cdot)} \left(\kappa_1 \alpha_1 \mathbf{q}_1^{up} + \kappa_2 \alpha_2 \mathbf{q}_2^{up} + \sigma \mathbf{h}^{up} + \frac{\tilde{\nu}}{r} \mathbf{y}_1, \frac{\tilde{\nu}}{r} \right), \end{aligned}$$

and the one over \mathbf{u}_2 as

$$\begin{aligned} \min_{\mathbf{u}_2 \in \mathbb{R}^M} \frac{\tau_0}{M} \mathbf{1}^T \rho(\mathbf{u}_2) + \frac{\tau_0}{M} \frac{rm}{2\tau_0\tilde{\nu}} \left\| \mathbf{u}_2 - \kappa_1 \alpha_1 \mathbf{q}_1^{down} - \kappa_2 \alpha_2 \mathbf{q}_2^{down} - \sigma \mathbf{h}^{down} - \frac{\tau_0\tilde{\nu}}{rm} \mathbf{y}_2 \right\|^2 \\ = \frac{\tau_0}{M} M_{\rho(\cdot)} \left(\kappa_1 \alpha_1 \mathbf{q}_1^{down} + \kappa_2 \alpha_2 \mathbf{q}_2^{down} + \sigma \mathbf{h}^{down} + \frac{\tau_0\tilde{\nu}}{rm} \mathbf{y}_2, \frac{\tau_0\tilde{\nu}}{rm} \right). \end{aligned}$$

As a result, Eq.(50) can be simplified as

$$\min_{\substack{\sigma \geq 0, \tilde{\nu} > 0 \\ \alpha_1, \alpha_2 \in \mathbb{R}}} \max_{r \geq 0} \mathcal{R}_n(\sigma, r, \tilde{\nu}, \alpha_1, \alpha_2) \quad (54)$$

where

$$\begin{aligned} \mathcal{R}_n(\sigma, r, \tilde{\nu}, \alpha_1, \alpha_2) := & \frac{1}{n} M_{\rho(\cdot)} \left(\kappa_1 \alpha_1 \mathbf{q}_1^{up} + \kappa_2 \alpha_2 \mathbf{q}_2^{up} + \sigma \mathbf{h}^{up} + \frac{\tilde{\nu}}{r} \mathbf{y}_1, \frac{\tilde{\nu}}{r} \right) \\ & + \frac{\tau_0}{M} M_{\rho(\cdot)} \left(\kappa_1 \alpha_1 \mathbf{q}_1^{down} + \kappa_2 \alpha_2 \mathbf{q}_2^{down} + \sigma \mathbf{h}^{down} + \frac{\tau_0\tilde{\nu}}{rm} \mathbf{y}_2, \frac{\tau_0\tilde{\nu}}{rm} \right) \\ & - \frac{\tilde{\nu}}{2rn} \|\mathbf{y}_1\|^2 - \frac{\kappa_1 \alpha_1}{n} \mathbf{y}_1^T \mathbf{q}_1^{up} - \frac{\kappa_2 \alpha_2}{n} \mathbf{y}_1^T \mathbf{q}_2^{up} - \frac{\sigma}{n} \mathbf{y}_1^T \mathbf{h}^{up} \\ & + \frac{\tau_0}{M} \left[-\frac{\tau_0\tilde{\nu}}{2rm} \|\mathbf{y}_2\|^2 - \kappa_1 \alpha_1 \mathbf{y}_2^T \mathbf{q}_1^{down} - \kappa_2 \alpha_2 \mathbf{y}_2^T \mathbf{q}_2^{down} - \frac{\tau_0\sigma}{M} \mathbf{y}_2^T \mathbf{h}^{down} \right] \\ & - \frac{\sigma r}{\sqrt{n}} \left\| \mathbf{P}^\perp \mathbf{g} \right\| + \frac{r\tilde{\nu}}{2}. \end{aligned}$$

Since the partial minimization of a convex function over a convex feasible set preserves the convexity, the objective function \mathcal{R}_n is jointly convex in $(\sigma, \tilde{\nu}, \alpha_1, \alpha_2)$ for any r . By Danskin's theorem (Danskin 1966), \mathcal{R}_n is concave in r for any $(\sigma, \tilde{\nu}, \alpha_1, \alpha_2)$. In the following, we aim to find the limit of \mathcal{R}_n and then show that the solution to \mathcal{R}_n converges to the solution to the limit.

Limit of $\mathcal{R}_n(\sigma, r, \tilde{\nu}, \alpha_1, \alpha_2)$ Fix any $(\sigma, r, \tilde{\nu}, \alpha_1, \alpha_2)$. Using SLLN (as well as the SLLN for the constants defined in (47)), we have as $n \rightarrow \infty$,

$$\begin{aligned} \frac{1}{n} M_{\rho(\cdot)} \left(\kappa_1 \alpha_1 \mathbf{q}_1^{up} + \kappa_2 \alpha_2 \mathbf{q}_2^{up} + \sigma \mathbf{h}^{up} + \frac{\tilde{\nu}}{r} \mathbf{y}_1, \frac{\tilde{\nu}}{r} \right) & \xrightarrow{a.s.} \mathbb{E}(M_{\rho(\cdot)}(\kappa_1 \alpha_1 Z_1 + \kappa_2 \alpha_2 Z_2 + \sigma Z_3 + \frac{\tilde{\nu}}{r} \text{Ber}(\rho'(\kappa_1 Z_1)), \frac{\tilde{\nu}}{r})), \\ \frac{\tau_0}{M} M_{\rho(\cdot)} \left(\kappa_1 \alpha_1 \mathbf{q}_1^{down} + \kappa_2 \alpha_2 \mathbf{q}_2^{down} + \sigma \mathbf{h}^{down} + \frac{\tau_0\tilde{\nu}}{rm} \mathbf{y}_2, \frac{\tau_0\tilde{\nu}}{rm} \right) & \\ \xrightarrow{a.s.} \tau_0 \mathbb{E}(M_{\rho(\cdot)}(\kappa_1 \alpha_1 Z_1 + \kappa_2 \alpha_2 Z_2 + \sigma Z_3 + \frac{\tau_0\tilde{\nu}}{rm} \text{Ber}(\rho'(\kappa_2 \xi Z_1 + \kappa_2 \sqrt{1-\xi^2} Z_2)), \frac{\tau_0\tilde{\nu}}{rm})). & \quad (55) \end{aligned}$$

Recall that $\mathbf{y}_1 = \text{Ber}(\rho'(\frac{1}{\sqrt{p}} \mathbf{H}_1 \boldsymbol{\beta}_0)) = \text{Ber}(\rho'(\kappa \mathbf{q}_1^{up}))$, we have

$$\frac{1}{n} \mathbf{y}_1^T \mathbf{q}_1^{up} = \frac{1}{n} \sum_{i=1}^n y_{1i} q_{1i}^{up} = \frac{1}{n} \sum_{i=1}^n \text{Ber}(\rho'(\kappa q_{1i}^{up})) q_{1i}^{up} \xrightarrow{a.s.} \mathbb{E}_Z [Z \cdot \rho'(\kappa Z)] = \kappa_1 \mathbb{E}_Z [\rho''(\kappa Z)],$$

$$\text{and } \frac{1}{n} \|\mathbf{y}_1\|^2 = \frac{1}{n} \sum_{i=1}^n y_{1i}^2 \xrightarrow[n \rightarrow \infty]{\text{SLLN}} \mathbb{E}[y_{1i}^2] = \mathbb{E}[y_{1i}] = \mathbb{E}_Z[\rho'(\kappa Z)] = \frac{1}{2},$$

where the last equality follows from Lemma D.17. The other two inner products $\frac{1}{n} \mathbf{y}_1^T \mathbf{h}^{up}$ and $\frac{1}{n} \mathbf{y}_1^T \mathbf{q}_2^{up}$ are of order $1/\sqrt{n}$ since \mathbf{y}_1 is independent of both \mathbf{h} and \mathbf{q}_2 , and we can ignore them in the limit.

Recall that $\mathbf{y}_2 = \text{Ber}(\rho'(\frac{1}{\sqrt{p}} \mathbf{H} \beta_0)) = \text{Ber}(\rho'(\kappa_2 \xi \mathbf{q}_1^{down} + \kappa_2 \sqrt{1 - \xi^2} \mathbf{q}_2^{down}))$, we have

$$\begin{aligned} \frac{1}{M} \mathbf{y}_2^T \mathbf{q}_1^{down} &= \frac{1}{M} \sum_{i=1}^M y_{2i} q_{1i}^{down} = \frac{1}{M} \sum_{i=1}^M \text{Ber}\left(\rho'\left(\kappa_2 \xi q_{1i}^{down} + \kappa_2 \sqrt{1 - \xi^2} q_{2i}^{down}\right)\right) q_{1i}^{down} \\ &\xrightarrow{a.s.} \mathbb{E}\left[Z_1 \cdot \rho'(\kappa_2 \xi Z_1 + \kappa_2 \sqrt{1 - \xi^2} Z_2)\right] = \kappa_2 \xi \mathbb{E}\left[\rho''(\kappa_2 \xi Z_1 + \kappa_2 \sqrt{1 - \xi^2} Z_2)\right] \end{aligned}$$

and

$$\begin{aligned} \frac{1}{M} \mathbf{y}_2^T \mathbf{q}_2^{down} &= \frac{1}{M} \sum_{i=1}^M y_{2i} q_{2i}^{down} = \frac{1}{M} \sum_{i=1}^M \text{Ber}\left(\rho'\left(\kappa_2 \xi q_{1i}^{down} + \kappa_2 \sqrt{1 - \xi^2} q_{2i}^{down}\right)\right) q_{2i}^{down} \\ &\xrightarrow{a.s.} \mathbb{E}\left[Z_1 \cdot \rho'(\kappa_2 \xi Z_1 + \kappa_2 \sqrt{1 - \xi^2} Z_2)\right] = \kappa_2 \sqrt{1 - \xi^2} \mathbb{E}\left[\rho''(\kappa_2 \xi Z_1 + \kappa_2 \sqrt{1 - \xi^2} Z_2)\right], \end{aligned}$$

where $Z_1, Z_2 \sim N(0, 1)$ independently.

For the term $\frac{\sigma r}{\sqrt{n}} \|\mathbf{P}^\perp \mathbf{g}\|$, since $\mathbf{g} \in \mathbb{R}^p$ has i.i.d. standard normal entries, we can approximate $\frac{\sigma r}{\sqrt{n}} \|\mathbf{P}^\perp \mathbf{g}\|$ with $\frac{\sigma r}{\sqrt{\delta}}$ by SLLN for any fixed (σ, r) , where $\delta := \frac{n}{p}$ is the oversampling ratio.

Putting all these together, the point-wise limit of the objective function $\mathcal{R}_n(\sigma, r, \tilde{\nu}, \alpha_1, \alpha_2)$, denoted by $\mathcal{R}(\sigma, r, \tilde{\nu}, \alpha_1, \alpha_2)$, can be expressed as follows:

$$\begin{aligned} \mathcal{R}(\sigma, r, \tilde{\nu}, \alpha_1, \alpha_2) &= \lim_{n \rightarrow \infty} \mathcal{R}_n(\sigma, r, v, \alpha_1, \alpha_2) \\ &= \left\{ -\frac{r\sigma}{\sqrt{\delta}} + \frac{r\tilde{\nu}}{2} - \frac{\tilde{\nu}}{4r} - \kappa_1^2 \alpha_1 \mathbb{E}(\rho''(\kappa_1 Z_1)) \right. \\ &\quad - \frac{\tau_0^2 \tilde{\nu}}{4rm} - \tau_0 \kappa_2 \mathbb{E}(\rho''(\kappa_2 \xi Z_1 + \kappa_2 \sqrt{1 - \xi^2} Z_2)) (\alpha_1 \kappa_1 \xi + \alpha_2 \kappa_2 \sqrt{1 - \xi^2}) \\ &\quad + \mathbb{E}\left[M_{\rho(\cdot)}\left(\kappa_1 \alpha_1 Z_1 + \kappa_2 \alpha_2 Z_2 + \sigma Z_3 + \frac{\tilde{\nu}}{r} \text{Ber}(\rho'(\kappa_1 Z_1)), \frac{\tilde{\nu}}{r}\right)\right] \\ &\quad \left. + \tau_0 \mathbb{E}\left[M_{\rho(\cdot)}\left(\kappa_1 \alpha_1 Z_1 + \kappa_2 \alpha_2 Z_2 + \sigma Z_3 + \frac{\tau_0 \tilde{\nu}}{rm} \text{Ber}(\rho'(\kappa_2 \xi Z_1 + \kappa_2 \sqrt{1 - \xi^2} Z_2)), \frac{\tau_0 \tilde{\nu}}{rm}\right)\right] \right\}. \end{aligned}$$

Since taking point-wise limit preserves the convexity and the concavity, we know that $\mathcal{R}(\sigma, r, \tilde{\nu}, \alpha_1, \alpha_2)$ is concave in r and jointly convex in $(\sigma, \tilde{\nu}, \alpha_1, \alpha_2)$. Define an scalar optimization based on $\mathcal{R}(\sigma, r, \tilde{\nu}, \alpha_1, \alpha_2)$

$$\min_{\substack{\sigma \geq 0, \tilde{\nu} > 0 \\ \alpha_1, \alpha_2 \in \mathbb{R}}} \max_{r \in [0, V]} \mathcal{R}(\sigma, r, \tilde{\nu}, \alpha_1, \alpha_2), \quad (56)$$

and let $(\sigma_*, r_*, \tilde{\nu}_*, \alpha_{1*}, \alpha_{2*})$ be the solution to the optimization in (56). We will show below that optima of (54) will converge to $(\sigma_*, r_*, \tilde{\nu}_*, \alpha_{1*}, \alpha_{2*})$.

Converge of the optima In order to justify the convergence of the optima of \mathcal{R}_n , we should show that the domain for $(\sigma, r, \tilde{\nu}, \alpha_1, \alpha_2)$ is uniformly bounded in the following sense:

$$\begin{aligned} \sigma &= \|\mathbf{P}^\perp \boldsymbol{\beta}\| \leq \|\boldsymbol{\beta}\| \leq c_1, \\ |\alpha_1| &= \left| \frac{\mathbf{e}_1^T \boldsymbol{\beta}}{\kappa_1} \right| \leq \frac{\|\boldsymbol{\beta}\|}{\kappa_1} \leq c_1/\kappa_1, \\ |\alpha_2| &= \left| \frac{\mathbf{e}_2^T \boldsymbol{\beta}}{\kappa_2} \right| \leq \frac{\|\boldsymbol{\beta}\|}{\kappa_2} \leq c_1/\kappa_2, \\ r &= \|\mathbf{v}\| \leq V \end{aligned} \tag{57}$$

The first three inequalities in (57) follow from the fact that the feasible set of $\boldsymbol{\beta}$ is a closed ball centered at the origin and has a constant radius, as proved in (39). The last inequality regarding r follows from the fact that the feasible set for the variable \mathbf{v} is a closed ball with a constant radius. For the scalar variable $\tilde{\nu}$, we recall its definition in

$$\begin{aligned} &\left\| \frac{1}{\sqrt{n}} \begin{bmatrix} \mathbf{u}_1 \\ \mathbf{u}_2 \end{bmatrix} - \frac{1}{\sqrt{n}} \kappa_1 \alpha_1 \mathbf{q}_1 - \frac{1}{\sqrt{n}} \kappa_2 \alpha_2 \mathbf{q}_2 - \frac{1}{\sqrt{n}} \sigma \mathbf{h} \right\| \\ &= \min_{\tilde{\nu} > 0} \left\{ \frac{\tilde{\nu}}{2} + \frac{1}{2\tilde{\nu}} \left\| \frac{1}{\sqrt{n}} \begin{bmatrix} \mathbf{u}_1 \\ \mathbf{u}_2 \end{bmatrix} - \frac{1}{\sqrt{n}} \kappa_1 \alpha_1 \mathbf{q}_1 - \frac{1}{\sqrt{n}} \kappa_2 \alpha_2 \mathbf{q}_2 - \frac{1}{\sqrt{n}} \sigma \mathbf{h} \right\|^2 \right\}, \end{aligned} \tag{58}$$

where the optimal $\hat{\tilde{\nu}}$ is equal to $\frac{1}{\sqrt{n}} \left\| \begin{bmatrix} \mathbf{u}_1 \\ \mathbf{u}_2 \end{bmatrix} - \kappa_1 \alpha_1 \mathbf{q}_1 - \kappa_2 \alpha_2 \mathbf{q}_2 - \sigma \mathbf{h} \right\|$. Therefore, we can, without changing the formulation, restrict the feasible set of $\tilde{\nu}$ to be an interval with the right end larger than $\hat{\tilde{\nu}}$. Since we have already shown $\left\| \begin{bmatrix} \mathbf{u}_1 \\ \mathbf{u}_2 \end{bmatrix} \right\| \leq C\sqrt{n}$ for large enough sample size n in (40), by the triangle inequality, it suffices to bound $\frac{1}{\sqrt{n}} \|\kappa_1 \alpha_1 \mathbf{q}_1 + \kappa_2 \alpha_2 \mathbf{q}_2 + \sigma \mathbf{h}\|$. Recall $\mathbf{q}_1, \mathbf{q}_2$ and \mathbf{h} are random vectors with independent standard Gaussian random variable as entries. By lemma D.16 and (57), we have

$$\begin{aligned} \mathbb{P}(\|\kappa_1 \alpha_1 \mathbf{q}_1\| > 2c_1 \sqrt{n+M}) &\leq \exp(-(n+M)/2), \\ \mathbb{P}(\|\kappa_2 \alpha_2 \mathbf{q}_2\| > 2c_1 \sqrt{n+M}) &\leq \exp(-(n+M)/2), \\ \mathbb{P}(\|\sigma \mathbf{h}\| > 2c_1 \sqrt{n+M}) &\leq \exp(-(n+M)/2). \end{aligned}$$

By union bound and Borel Cantelli lemma, we have

$$\mathbb{P} \left(\left\{ \frac{1}{\sqrt{n}} \|\kappa_1 \alpha_1 \mathbf{q}_1 + \kappa_2 \alpha_2 \mathbf{q}_2 + \sigma \mathbf{h}\| > 6c_1 \sqrt{1+m} \right\} \text{ happens infinitely many times} \right) = 0 \tag{59}$$

Therefore, we can constrain the feasible set of $\tilde{\nu}$ to be bounded.

Up to this point, we have shown that the objective function in (50) converges point-wise to the objective function $\mathcal{R}(\sigma, r, \tilde{\nu}, \alpha_1, \alpha_2)$. Furthermore, we've established that both objective functions are joint convex with respect to $(\sigma, \tilde{\nu}, \alpha_1, \alpha_2)$ and concave with respect to r , within a compact domain for these parameters. Drawing on similar reasoning as presented in the proof of Dai et al. (2023, Lemma A.1) and in Javanmard & Soltanolkotabi (2022, Appendix B.3.3), which in turn make use of arguments from Thrampoulidis et al. (2018, Lemma A.5), we can conclude that the optimal solutions in (50), denoted as $(\hat{\sigma}, \hat{r}, \hat{\tilde{\nu}}, \hat{\alpha}_1, \hat{\alpha}_2)$, will uniformly converge to the optimal solution $(\sigma_*, r_*, \tilde{\nu}_*, \alpha_{1*}, \alpha_{2*})$ in (56).

D.5.7 Finding the optimality condition of the limiting scalar optimization

We characterize the solution to the optimization in (56). To facilitate the analysis in the following, we reparametrize \tilde{v} by introducing $v = 1/\tilde{v}$. The original scalar optimization become:

$$\begin{aligned} \min_{\substack{\alpha_1 \in \mathbb{R}, \alpha_2 \in \mathbb{R} \\ v, \sigma > 0}} \max_{r > 0} \left\{ -\frac{r\sigma}{\sqrt{\delta}} + \frac{r}{2v} \right. \\ - \frac{1}{4rv} - \kappa_1^2 \alpha_1 \mathbb{E}(\rho''(\kappa_1 Z_1)) - \frac{\tau_0^2}{4rvm} - \tau_0 \kappa_2 \mathbb{E}(\rho''(\kappa_2 \xi Z_1 + \kappa_2 \sqrt{1-\xi^2} Z_2))(\alpha_1 \kappa_1 \xi + \alpha_2 \kappa_2 \sqrt{1-\xi^2}) \\ + \mathbb{E}(M_{\rho(\cdot)}(\kappa_1 \alpha_1 Z_1 + \kappa_2 \alpha_2 Z_2 + \sigma Z_3 + \frac{1}{rv} \text{Ber}(\rho'(\kappa_1 Z_1)), \frac{1}{rv})) \\ \left. + \tau_0 \mathbb{E}(M_{\rho(\cdot)}(\kappa_1 \alpha_1 Z_1 + \kappa_2 \alpha_2 Z_2 + \sigma Z_3 + \frac{\tau_0}{rvm} \text{Ber}(\rho'(\kappa_2 \xi Z_1 + \kappa_2 \sqrt{1-\xi^2} Z_2)), \frac{\tau_0}{rvm})) \right\}. \end{aligned} \quad (60)$$

Let $C(r, v, \sigma, \alpha_1, \alpha_2)$ denote the objective function in (60), we aim to analyze the optima of $C(\cdot)$, i.e., $(r^*, v^*, \sigma^*, \alpha_1^*, \alpha_2^*)$. Since the objective function is smooth, they should satisfy the first order optimality condition, i.e.,

$$\nabla C = \mathbf{0} \quad (61)$$

We will show that (61) will reduce to our system of nonlinear equations in (10). We start by taking derivative of the objective function $C(\cdot)$ w.r.t. r and v and set that equal to zero. We state the following lemma which will be exploited in taking the derivatives.

Lemma D.19. *For fixed values of $\kappa_1, \kappa_2, \alpha$, and σ , let the function $F_1 : \mathbb{R}_+ \rightarrow \mathbb{R}, F_2 : \mathbb{R}_+ \rightarrow \mathbb{R}$ be defined as follows,*

$$\begin{aligned} F_1(\gamma) &= \mathbb{E}(M_{\rho(\cdot)}(\kappa_1 \alpha_1 Z_1 + \kappa_2 \alpha_2 Z_2 + \sigma Z_3 + \gamma \text{Ber}(\rho'(\kappa_1 Z_1)), \gamma)) \\ F_2(\gamma_0) &= \mathbb{E}(M_{\rho(\cdot)}(\kappa_1 \alpha_1 Z_1 + \kappa_2 \alpha_2 Z_2 + \sigma Z_3 + \gamma_0 \text{Ber}(\rho'(\kappa_2 \xi Z_1 + \kappa_2 \sqrt{1-\xi^2} Z_2)), \gamma_0)) \end{aligned} \quad (62)$$

then the derivative of $F_1(\cdot), F_2(\cdot)$ would be as follows:

$$\begin{aligned} F_1'(\gamma) &= \frac{1}{4} - \frac{1}{\gamma^2} \mathbb{E} \left[\rho'(-\kappa_1 Z_1) (\kappa_1 \alpha_1 Z_1 + \kappa_2 \alpha_2 Z_2 + \sigma Z_3 - \text{Prox}_{\gamma \rho(\cdot)}(\kappa_1 \alpha_1 Z_1 + \kappa_2 \alpha_2 Z_2 + \sigma Z_3))^2 \right] \\ F_2'(\gamma_0) &= \frac{1}{4} - \frac{1}{\gamma_0^2} \mathbb{E} \left[\rho'(-\kappa_2 \xi Z_1 - \kappa_2 \sqrt{1-\xi^2} Z_2) (\kappa_1 \alpha_1 Z_1 + \kappa_2 \alpha_2 Z_2 + \sigma Z_3 - \text{Prox}_{\gamma_0 \rho(\cdot)}(\kappa_1 \alpha_1 Z_1 + \kappa_2 \alpha_2 Z_2 + \sigma Z_3))^2 \right] \end{aligned}$$

Taking advantage of Lemma D.17, the derivation of Lemma D.19 follow directly from proof of lemma 7 in Salehi et al. (2019). To make use of Lemma D.19, we set new variables $\gamma = \frac{1}{rv}$ and $\gamma_0 = \frac{\tau_0}{rvm}$, then we have

$$\begin{aligned} \frac{\partial C}{\partial v} &= -\frac{r}{2v^2} + \frac{1}{v^2 r \gamma^2} \mathbb{E} \left[\rho'(-\kappa_1 Z_1) (\kappa_1 \alpha_1 Z_1 + \kappa_2 \alpha_2 Z_2 + \sigma Z_3 - \text{Prox}_{\gamma \rho(\cdot)}(\kappa_1 \alpha_1 Z_1 + \kappa_2 \alpha_2 Z_2 + \sigma Z_3))^2 \right] \\ &\quad + \frac{\tau_0^2}{mv^2 r \gamma_0^2} \mathbb{E} \left[\rho'(-\kappa_2 \xi Z_1 - \kappa_2 \sqrt{1-\xi^2} Z_2) (\kappa_1 \alpha_1 Z_1 + \kappa_2 \alpha_2 Z_2 + \sigma Z_3 - \text{Prox}_{\gamma_0 \rho(\cdot)}(\kappa_1 \alpha_1 Z_1 + \kappa_2 \alpha_2 Z_2 + \sigma Z_3))^2 \right] \end{aligned}$$

Setting $\frac{\partial C}{\partial v} = 0$ we can get

$$\begin{aligned} \frac{r^2 \gamma^2}{2} &= \mathbb{E} \left[\rho'(-\kappa_1 Z_1) (\kappa_1 \alpha_1 Z_1 + \kappa_2 \alpha_2 Z_2 + \sigma Z_3 - \text{Prox}_{\gamma \rho(\cdot)}(\kappa_1 \alpha_1 Z_1 + \kappa_2 \alpha_2 Z_2 + \sigma Z_3))^2 \right] \\ &\quad + m \mathbb{E} \left[\rho'(-\kappa_2 \xi Z_1 - \kappa_2 \sqrt{1-\xi^2} Z_2) (\kappa_1 \alpha_1 Z_1 + \kappa_2 \alpha_2 Z_2 + \sigma Z_3 - \text{Prox}_{\gamma_0 \rho(\cdot)}(\kappa_1 \alpha_1 Z_1 + \kappa_2 \alpha_2 Z_2 + \sigma Z_3))^2 \right] \end{aligned} \quad (63)$$

since $\frac{\partial C}{\partial v}$ and $\frac{\partial C}{\partial r}$ contain exact same expectation term, we omit the computation of $\frac{\partial C}{\partial r}$. By setting $\frac{\partial C}{\partial r} = 0$, we can get

$$\sigma^2 = \delta r^2 \gamma^2, \quad (64)$$

Lemma D.20. *For fixed values of κ, α , and γ , let the function $F_3 : \mathbb{R}_+ \rightarrow \mathbb{R}, F_4 : \mathbb{R}_+ \rightarrow \mathbb{R}$ be defined as follows,*

$$\begin{aligned} F_3(\sigma) &= \mathbb{E}(M_{\rho(\cdot)}(\kappa_1 \alpha_1 Z_1 + \kappa_2 \alpha_2 Z_2 + \sigma Z_3 + \gamma \text{Ber}(\rho'(\kappa_1 Z_1)), \gamma)) \\ F_4(\sigma) &= \mathbb{E}(M_{\rho(\cdot)}(\kappa_1 \alpha_1 Z_1 + \kappa_2 \alpha_2 Z_2 + \sigma Z_3 + \gamma_0 \text{Ber}(\rho'(\kappa_2 \xi Z_1 + \kappa_2 \sqrt{1-\xi^2} Z_2)), \gamma_0)) \end{aligned} \quad (65)$$

then the derivative of $F_3(\cdot), F_4(\cdot)$ would be as follows:

$$\begin{aligned} F'_3(\sigma) &= \frac{\sigma}{\gamma} \left[1 - 2\mathbb{E} \left(\frac{\rho'(-\kappa_1 Z_1)}{1 + \gamma \rho''(\text{Prox}_{\gamma \rho(\cdot)}(\kappa_1 \alpha_1 Z_1 + \kappa_2 \alpha_2 Z_2 + \sigma Z_3))} \right) \right] \\ F'_4(\sigma) &= \frac{\sigma}{\gamma_0} \left[1 - 2\mathbb{E} \left(\frac{\rho'(-\kappa_2 \xi Z_1 - \kappa_2 \sqrt{1 - \xi^2} Z_2)}{1 + \gamma_0 \rho''(\text{Prox}_{\gamma_0 \rho(\cdot)}(\kappa_1 \alpha_1 Z_1 + \kappa_2 \alpha_2 Z_2 + \sigma Z_3))} \right) \right] \end{aligned}$$

Lemma D.20 can be derived based on derivative of Moreau envelope and Stein identity as follows,

$$\begin{aligned} & \frac{\partial}{\partial \sigma} \mathbb{E}(M_{\rho(\cdot)}(\kappa_1 \alpha_1 Z_1 + \kappa_2 \alpha_2 Z_2 + \sigma Z_3 + \gamma \text{Ber}(\rho'(\kappa_1 Z_1)), \gamma)) \\ &= \frac{2}{\gamma} \mathbb{E} [Z_3 \rho'(-\kappa_1 Z_1) (\kappa_1 \alpha_1 Z_1 + \kappa_2 \alpha_2 Z_2 + \sigma Z_3 - \text{Prox}_{\gamma \rho(\cdot)}(\kappa_1 \alpha_1 Z_1 + \kappa_2 \alpha_2 Z_2 + \sigma Z_3))] \\ &= \frac{\sigma}{\gamma} - \frac{2}{\gamma} \mathbb{E} [Z_3 \rho'(-\kappa_1 Z_1) \text{Prox}_{\gamma \rho(\cdot)}(\kappa_1 \alpha_1 Z_1 + \kappa_2 \alpha_2 Z_2 + \sigma Z_3)] \\ &= \frac{\sigma}{\gamma} - \frac{2}{\gamma} \mathbb{E} \left(\frac{\sigma \rho'(-\kappa_1 Z_1)}{1 + \gamma \rho''(\text{Prox}_{\gamma \rho(\cdot)}(\kappa_1 \alpha_1 Z_1 + \kappa_2 \alpha_2 Z_2 + \sigma Z_3))} \right) \end{aligned}$$

Derivation of $F'_4(\sigma)$ is similar, hence omitted. Based on Lemma D.20, derivative of $C(\cdot)$ w.r.t σ is given by

$$\begin{aligned} \frac{\partial C}{\partial \sigma} &= -\frac{r}{\sqrt{\delta}} + \frac{\sigma}{\gamma} \left[1 - 2\mathbb{E} \left(\frac{\rho'(-\kappa_1 Z_1)}{1 + \gamma \rho''(\text{Prox}_{\gamma \rho(\cdot)}(\kappa_1 \alpha_1 Z_1 + \kappa_2 \alpha_2 Z_2 + \sigma Z_3))} \right) \right] \\ &+ \tau_0 \frac{\sigma}{\gamma_0} \left[1 - 2\mathbb{E} \left(\frac{\rho'(-\kappa_2 \xi Z_1 - \kappa_2 \sqrt{1 - \xi^2} Z_2)}{1 + \gamma_0 \rho''(\text{Prox}_{\gamma_0 \rho(\cdot)}(\kappa_1 \alpha_1 Z_1 + \kappa_2 \alpha_2 Z_2 + \sigma Z_3))} \right) \right] \end{aligned} \quad (66)$$

Setting $\frac{\partial C}{\partial \sigma} = 0$ and taking advantage of (64), we are able to get

$$\begin{aligned} 1 - \frac{1}{\delta} + m &= 2\mathbb{E} \left(\frac{\rho'(-\kappa_1 Z_1)}{1 + \gamma \rho''(\text{Prox}_{\gamma \rho(\cdot)}(\kappa_1 \alpha_1 Z_1 + \kappa_2 \alpha_2 Z_2 + \sigma Z_3))} \right) \\ &+ 2m\mathbb{E} \left(\frac{\rho'(-\kappa_2 \xi Z_1 - \kappa_2 \sqrt{1 - \xi^2} Z_2)}{1 + \gamma_0 \rho''(\text{Prox}_{\gamma_0 \rho(\cdot)}(\kappa_1 \alpha_1 Z_1 + \kappa_2 \alpha_2 Z_2 + \sigma Z_3))} \right) \end{aligned} \quad (67)$$

where we use the relationship $\gamma_0 = \tau_0 \gamma / m$. So far we have shown that the optimality condition of $C(\cdot)$ are the same as non linear equation 1,2 in (10). Next we take derivative w.r.t α_1 and α_2 . We first present a lemma on derivative of Moreau envelope w.r.t α_1 and α_2 .

Lemma D.21. For fixed values of κ, σ , and γ , let the function $F_5 : \mathbb{R} \rightarrow \mathbb{R}, F_6 : \mathbb{R} \rightarrow \mathbb{R}, F_7 : \mathbb{R} \rightarrow \mathbb{R}$ and $F_8 : \mathbb{R} \rightarrow \mathbb{R}$ be defined as follows,

$$\begin{aligned} F_5(\alpha_1) &= \mathbb{E}(M_{\rho(\cdot)}(\kappa_1 \alpha_1 Z_1 + \kappa_2 \alpha_2 Z_2 + \sigma Z_3 + \gamma \text{Ber}(\rho'(\kappa_1 Z_1)), \gamma)) \\ F_6(\alpha_1) &= \mathbb{E}(M_{\rho(\cdot)}(\kappa_1 \alpha_1 Z_1 + \kappa_2 \alpha_2 Z_2 + \sigma Z_3 + \gamma_0 \text{Ber}(\rho'(\kappa_2 \xi Z_1 + \kappa_2 \sqrt{1 - \xi^2} Z_2)), \gamma_0)) \\ F_7(\alpha_2) &= \mathbb{E}(M_{\rho(\cdot)}(\kappa_1 \alpha_1 Z_1 + \kappa_2 \alpha_2 Z_2 + \sigma Z_3 + \gamma \text{Ber}(\rho'(\kappa_1 Z_1)), \gamma)) \\ F_8(\alpha_2) &= \mathbb{E}(M_{\rho(\cdot)}(\kappa_1 \alpha_1 Z_1 + \kappa_2 \alpha_2 Z_2 + \sigma Z_3 + \gamma_0 \text{Ber}(\rho'(\kappa_2 \xi Z_1 + \kappa_2 \sqrt{1 - \xi^2} Z_2)), \gamma_0)) \end{aligned}$$

then the derivative of $F_5(\cdot), F_6(\cdot), F_7(\cdot), F_8(\cdot)$ would be as follows:

$$\begin{aligned}
 \frac{\partial F_5}{\partial \alpha_1} &= \kappa_1^2 \mathbb{E}[\rho''(\kappa_1 Z_1)] + \frac{\kappa_1^2 \alpha_1}{\gamma} + \frac{2\kappa_1^2}{\gamma} \mathbb{E}[\rho''(-\kappa_1 Z_1) \text{Prox}_{\gamma\rho(\cdot)}(\kappa_1 \alpha_1 Z_1 + \kappa_2 \alpha_2 Z_2 + \sigma Z_3)] \\
 &\quad - \frac{2\kappa_1^2}{\gamma} \mathbb{E}\left(\frac{\alpha_1 \rho'(-\kappa_1 Z_1)}{1 + \gamma \rho''(\text{Prox}_{\gamma\rho(\cdot)}(\kappa_1 \alpha_1 Z_1 + \kappa_2 \alpha_2 Z_2 + \sigma Z_3))}\right) \\
 \frac{\partial F_6}{\partial \alpha_1} &= \kappa_1 \kappa_2 \xi \mathbb{E}[\rho''(-\kappa_2 \xi Z_1 - \kappa_2 \sqrt{1 - \xi^2} Z_2)] + \frac{\kappa_1^2 \alpha_1}{\gamma_0} \\
 &\quad + \frac{2\kappa_1 \kappa_2 \xi}{\gamma_0} \mathbb{E}[\rho''(-\kappa_2 \xi Z_1 - \kappa_2 \sqrt{1 - \xi^2} Z_2) \text{Prox}_{\gamma_0 \rho(\cdot)}(\kappa_1 \alpha_1 Z_1 + \kappa_2 \alpha_2 Z_2 + \sigma Z_3)] \\
 &\quad - \frac{2\kappa_1^2}{\gamma_0} \mathbb{E}\left(\frac{\alpha_1 \rho'(-\kappa_2 \xi Z_1 - \kappa_2 \sqrt{1 - \xi^2} Z_2)}{1 + \gamma_0 \rho''(\text{Prox}_{\gamma_0 \rho(\cdot)}(\kappa_1 \alpha_1 Z_1 + \kappa_2 \alpha_2 Z_2 + \sigma Z_3))}\right) \\
 \frac{\partial F_7}{\partial \alpha_2} &= \frac{\kappa_2^2 \alpha_2}{\gamma} - \frac{2\kappa_2^2}{\gamma} \mathbb{E}\left(\frac{\alpha_2 \rho'(-\kappa_1 Z_1)}{1 + \gamma \rho''(\text{Prox}_{\gamma\rho(\cdot)}(\kappa_1 \alpha_1 Z_1 + \kappa_2 \alpha_2 Z_2 + \sigma Z_3))}\right) \\
 \frac{\partial F_8}{\partial \alpha_2} &= \kappa_2^2 \sqrt{1 - \xi^2} \mathbb{E}[\rho''(-\kappa_2 \xi Z_1 - \kappa_2 \sqrt{1 - \xi^2} Z_2)] + \frac{\kappa_2^2 \alpha_2}{\gamma_0} \\
 &\quad + \frac{2\kappa_2^2 \sqrt{1 - \xi^2}}{\gamma_0} \mathbb{E}[\rho''(-\kappa_2 \xi Z_1 - \kappa_2 \sqrt{1 - \xi^2} Z_2) \text{Prox}_{\gamma_0 \rho(\cdot)}(\kappa_1 \alpha_1 Z_1 + \kappa_2 \alpha_2 Z_2 + \sigma Z_3)] \\
 &\quad - \frac{2\kappa_2^2}{\gamma_0} \mathbb{E}\left(\frac{\alpha_2 \rho'(-\kappa_2 \xi Z_1 - \kappa_2 \sqrt{1 - \xi^2} Z_2)}{1 + \gamma_0 \rho''(\text{Prox}_{\gamma_0 \rho(\cdot)}(\kappa_1 \alpha_1 Z_1 + \kappa_2 \alpha_2 Z_2 + \sigma Z_3))}\right)
 \end{aligned}$$

The proof for $\frac{\partial F_5}{\partial \alpha_1}$ is shown below, other three derivatives can be derived in same way.

$$\begin{aligned}
 \frac{\partial F_5}{\partial \alpha_1} &= \mathbb{E}\left[\rho'(\kappa_1 Z_1) \frac{\kappa_1 Z_1}{\gamma} (\kappa_1 \alpha_1 Z_1 + \kappa_2 \alpha_2 Z_2 + \sigma Z_3 + \gamma + \text{Prox}_{\gamma\rho(\cdot)}(-\kappa_1 \alpha_1 Z_1 - \kappa_2 \alpha_2 Z_2 - \sigma Z_3))\right] \\
 &\quad + \mathbb{E}\left[\rho'(-\kappa_1 Z_1) \frac{\kappa_1 Z_1}{\gamma} (\kappa_1 \alpha_1 Z_1 + \kappa_2 \alpha_2 Z_2 + \sigma Z_3 - \text{Prox}_{\gamma\rho(\cdot)}(\kappa_1 \alpha_1 Z_1 + \kappa_2 \alpha_2 Z_2 + \sigma Z_3))\right] \\
 &= \kappa_1^2 \mathbb{E}[\rho''(\kappa_1 Z_1)] + \frac{\kappa_1^2 \alpha_1}{\gamma} - \frac{2\kappa_1}{\gamma} \mathbb{E}[Z_1 \rho'(-\kappa_1 Z_1) \text{Prox}_{\gamma\rho(\cdot)}(\kappa_1 \alpha_1 Z_1 + \kappa_2 \alpha_2 Z_2 + \sigma Z_3)] \\
 &= \kappa_1^2 \mathbb{E}[\rho''(\kappa_1 Z_1)] + \frac{\kappa_1^2 \alpha_1}{\gamma} + \frac{2\kappa_1^2}{\gamma} \mathbb{E}[\rho''(-\kappa_1 Z_1) \text{Prox}_{\gamma\rho(\cdot)}(\kappa_1 \alpha_1 Z_1 + \kappa_2 \alpha_2 Z_2 + \sigma Z_3)] \\
 &\quad - \frac{2\kappa_1^2}{\gamma} \mathbb{E}\left(\frac{\alpha_1 \rho'(-\kappa_1 Z_1)}{1 + \gamma \rho''(\text{Prox}_{\gamma\rho(\cdot)}(\kappa_1 \alpha_1 Z_1 + \kappa_2 \alpha_2 Z_2 + \sigma Z_3))}\right)
 \end{aligned}$$

where we use $\rho'(-x) = 1 - \rho'(x)$, $\text{Prox}_{\gamma\rho(\cdot)}(b + \gamma) = -\text{Prox}_{\gamma\rho(\cdot)}(-b)$ and derivative of Moreau envelope in first equality. For second equality, we apply the Stein identity and Lemma D.17, and we use the Stein identity and derivative of proximal operator of $\rho(\cdot)$ in last equality.

Now we are ready to state the result for $\frac{\partial C}{\partial \alpha_1}$ and $\frac{\partial C}{\partial \alpha_2}$ based on Lemma D.21, we use (67) to replace two expectations when we set partial derivative to zero, we have

$$\begin{aligned}
 0 &= \frac{\partial C}{\partial \alpha_1} = \frac{\kappa_1^2 \alpha_1}{\delta \gamma} + \frac{2\kappa_1^2}{\gamma} \mathbb{E}[\rho''(-\kappa_1 Z_1) \text{Prox}_{\gamma\rho(\cdot)}(\kappa_1 \alpha_1 Z_1 + \kappa_2 \alpha_2 Z_2 + \sigma Z_3)] \\
 &\quad + \frac{2\tau_0 \kappa_1 \kappa_2 \xi}{\gamma_0} \mathbb{E}[\rho''(-\kappa_2 \xi Z_1 - \kappa_2 \sqrt{1 - \xi^2} Z_2) \text{Prox}_{\gamma_0 \rho(\cdot)}(\kappa_1 \alpha_1 Z_1 + \kappa_2 \alpha_2 Z_2 + \sigma Z_3)] \\
 0 &= \frac{\partial C}{\partial \alpha_2} = \frac{\kappa_2^2 \alpha_2}{\delta \gamma} + \frac{2\kappa_2^2 \tau_0 \sqrt{1 - \xi^2}}{\gamma_0} \mathbb{E}[\rho''(-\kappa_2 \xi Z_1 - \kappa_2 \sqrt{1 - \xi^2} Z_2) \text{Prox}_{\gamma_0 \rho(\cdot)}(\kappa_1 \alpha_1 Z_1 + \kappa_2 \alpha_2 Z_2 + \sigma Z_3)]
 \end{aligned} \tag{68}$$

Combine the result from (63)(64)(67)(68), we have

$$\left\{ \begin{array}{l} \frac{\gamma^2 r^2}{2\delta} = \mathbb{E} \left[\rho'(-\kappa_1 Z_1) (\kappa_1 \alpha_1 Z_1 + \kappa_2 \alpha_2 Z_2 + \sigma Z_3 - \text{Prox}_{\gamma\rho(\cdot)}(\kappa_1 \alpha_1 Z_1 + \kappa_2 \alpha_2 Z_2 + \sigma Z_3))^2 \right] \\ \quad + m \mathbb{E} \left[\rho'(-\kappa_2 \xi Z_1 - \kappa_2 \sqrt{1-\xi^2} Z_2) (\kappa_1 \alpha_1 Z_1 + \kappa_2 \alpha_2 Z_2 + \sigma Z_3 - \text{Prox}_{\gamma_0 \rho(\cdot)}(\kappa_1 \alpha_1 Z_1 + \kappa_2 \alpha_2 Z_2 + \sigma Z_3))^2 \right] \\ \sigma^2 = \delta \gamma^2 r^2 \\ 1 - \frac{1}{\delta} + m = \mathbb{E} \left[\frac{2\rho'(-\kappa_1 Z_1)}{1 + \gamma\rho''(\text{Prox}_{\gamma\rho(\cdot)}(\kappa_1 \alpha_1 Z_1 + \kappa_2 \alpha_2 Z_2 + \sigma Z_3))} \right] \\ \quad + m \mathbb{E} \left[\frac{2\rho'(-\kappa_2 \xi Z_1 - \kappa_2 \sqrt{1-\xi^2} Z_2)}{1 + \gamma_0 \rho''(\text{Prox}_{\gamma_0 \rho(\cdot)}(\kappa_1 \alpha_1 Z_1 + \kappa_2 \alpha_2 Z_2 + \sigma Z_3))} \right] \\ -\frac{\alpha_1}{2\delta} = \mathbb{E} \left[\rho''(-\kappa_1 Z_1) \text{Prox}_{\gamma\rho(\cdot)}(\kappa_1 \alpha_1 Z_1 + \kappa_2 \alpha_2 Z_2 + \sigma Z_3) \right] \\ \quad + m \xi \frac{\kappa_2}{\kappa_1} \mathbb{E} \left[\rho''(-\kappa_2 \xi Z_1 - \kappa_2 \sqrt{1-\xi^2} Z_2) \text{Prox}_{\gamma_0 \rho(\cdot)}(\kappa_1 \alpha_1 Z_1 + \kappa_2 \alpha_2 Z_2 + \sigma Z_3) \right] \\ -\frac{\alpha_2}{2\delta} = m \sqrt{1-\xi^2} \mathbb{E} \left[\rho''(-\kappa_2 \xi Z_1 - \kappa_2 \sqrt{1-\xi^2} Z_2) \text{Prox}_{\gamma_0 \rho(\cdot)}(\kappa_1 \alpha_1 Z_1 + \kappa_2 \alpha_2 Z_2 + \sigma Z_3) \right] \end{array} \right. \quad (69)$$

These equations must be satisfied by the solutions to the optimization in (56).

D.5.8 Applying CGMT to connect PO and AO

Recall in the process of simplifying AO, we decompose β in (48) and obtain the equality that $\text{direction}(\mathbf{P}^\perp \hat{\beta}^{AO}) = \text{direction}(\mathbf{P}^\perp \mathbf{g})$. Therefore, the solution of AO can be expressed as

$$\hat{\beta}^{AO} = \hat{\sigma} \theta_g + \hat{\alpha}_1 \kappa_1 e_1 + \hat{\alpha}_2 \kappa_2 e_2 \quad (70)$$

where $\|\theta_g\| = 1$ and $\text{direction}(\theta_g) = \text{direction}(\mathbf{P}^\perp \mathbf{g})$, and $\mathbf{g} \sim N(0, I_p)$ is independent of (e_1, e_2) . Based on the convergence of optima $(\hat{\sigma}, \hat{r}, \hat{\nu}, \hat{\alpha}_1, \hat{\alpha}_2) \xrightarrow{a.s.} (\sigma_*, r_*, \nu_*, \alpha_{1*}, \alpha_{2*})$ and (46), we have

$$\langle \hat{\beta}^{AO}, e_1 \rangle \xrightarrow{a.s.} \alpha_{1*} \kappa_1 \quad (71)$$

$$\langle \hat{\beta}^{AO}, e_2 \rangle \xrightarrow{a.s.} \alpha_{2*} \kappa_2 \quad (72)$$

$$\|\mathbf{P}^\perp \hat{\beta}^{AO}\|_2 \xrightarrow{a.s.} \sigma_* \quad (73)$$

To apply the asymptotic convergence of CGMT (Lemma D.12), for any $\epsilon > 0$, we introduce three sets $\mathcal{S}_1, \mathcal{S}_2, \mathcal{S}_3$ as follows:

$$\mathcal{S}_1 = \{\beta \in \mathbb{R}^p : |\langle \beta, e_1 \rangle - \alpha_{1*} \kappa_1| < \epsilon\},$$

$$\mathcal{S}_2 = \{\beta \in \mathbb{R}^p : |\langle \beta, e_2 \rangle - \alpha_{2*} \kappa_2| < \epsilon\},$$

$$\mathcal{S}_3 = \left\{ \beta \in \mathbb{R}^p : \left| \|\mathbf{P}^\perp \beta\|_2 - \sigma_* \right| < \epsilon \right\}.$$

The convergence in (71) (72) and (73) guarantees that as $n \rightarrow \infty, \hat{\beta}^{AO} \in \mathcal{S}_j$ with probability 1 for $j \in \{1, 2, 3\}$. To extend such a statement to the PO solution, we will show $\hat{\beta}^{PO} \in \mathcal{S}_j$ with probability approaching 1 using Lemma D.12. First, we recall the PO, AO, and the scalar optimization we defined in (42), (43), and (56):

$$\begin{aligned}
 \text{(PO)} \quad \Phi(\tilde{\mathbf{H}}) = & \min_{\substack{\beta \in \mathcal{S}_\beta \\ \mathbf{u}_1 \in \mathcal{S}_{\mathbf{u}_1}, \mathbf{u}_2 \in \mathcal{S}_{\mathbf{u}_2}}} \max_{\mathbf{v} \in \mathcal{S}_v} \left\{ \frac{-1}{\sqrt{np}} \mathbf{v}^\top \tilde{\mathbf{H}} \mathbf{P}^\perp \beta + \frac{1}{n} \mathbf{1}^T \rho(\mathbf{u}_1) - \frac{1}{n} \mathbf{y}_1^T \mathbf{u}_1 + \right. \\
 & \left. \frac{\tau_0}{M} \mathbf{1}^T \rho(\mathbf{u}_2) - \frac{\tau_0}{M} \mathbf{y}_2^T \mathbf{u}_2 + \frac{1}{\sqrt{n}} \mathbf{v}^T \left(\begin{bmatrix} \mathbf{u}_1 \\ \mathbf{u}_2 \end{bmatrix} - \frac{1}{\sqrt{p}} \mathbf{H} \mathbf{P} \beta \right) \right\}
 \end{aligned}$$

$$\begin{aligned}
 \text{(AO)} \quad \phi(\mathbf{g}, \mathbf{h}) = & \min_{\substack{\beta \in \mathcal{S}_\beta \\ \mathbf{u}_1 \in \mathcal{S}_{\mathbf{u}_1}, \mathbf{u}_2 \in \mathcal{S}_{\mathbf{u}_2}}} \max_{\mathbf{v} \in \mathcal{S}_v} \left\{ -\frac{1}{\sqrt{np}} \left(\mathbf{v}^T \mathbf{h} \left\| \mathbf{P}^\perp \beta \right\| + \|\mathbf{v}\| \mathbf{g}^T \mathbf{P}^\perp \beta \right) + \frac{1}{n} \mathbf{1}^T \rho(\mathbf{u}_1) - \right. \\
 & \left. \frac{1}{n} \mathbf{y}_1^T \mathbf{u}_1 + \frac{\tau_0}{M} \mathbf{1}^T \rho(\mathbf{u}_2) - \frac{\tau_0}{M} \mathbf{y}_2^T \mathbf{u}_2 + \frac{1}{\sqrt{n}} \mathbf{v}^T \left(\begin{bmatrix} \mathbf{u}_1 \\ \mathbf{u}_2 \end{bmatrix} - \frac{1}{\sqrt{p}} \mathbf{H} \mathbf{P} \beta \right) \right\}
 \end{aligned}$$

$$\text{(scalar optimization)} \quad \bar{\phi} := \min_{\substack{\sigma \geq 0 \\ \alpha_1, \alpha_2 \in \mathbb{R}, \tilde{\nu} > 0}} \max_{r \in [0, V]} \mathcal{R}(\sigma, r, \tilde{\nu}, \alpha_1, \alpha_2)$$

We start with showing that $\hat{\beta}^{PO} \in \mathcal{S}_1$ with probability approaching 1. Let $\mathcal{S}_1^c := \mathcal{S}_\beta n \mathcal{S}_1$. Denote $\Phi_{\mathcal{S}_1^c}(\tilde{\mathbf{H}})$ and $\phi_{\mathcal{S}_1^c}(\mathbf{g}, \mathbf{h})$ the optimal loss of the PO and AO, respectively, when the minimization over β is constrained over $\beta \in \mathcal{S}_1^c$. In terms of AO, $\beta \in \mathcal{S}_1^c$ is equivalent to put constraints on α_1 , we can express $\phi_{\mathcal{S}_1^c}(\mathbf{g}, \mathbf{h})$ as follows under same argument,

$$\phi_{\mathcal{S}_1^c}(\mathbf{g}, \mathbf{h}) = \min_{\substack{0 \leq \sigma \leq c_1, 0 < \tilde{\nu} \leq 6c_1 \\ |\alpha_1| \leq c_1/\kappa_1, |\alpha_2| \leq c_1/\kappa_1 \\ |\alpha_1 - \alpha_{1*}| \kappa_1 \geq \epsilon}} \max_{r \geq 0} \mathcal{R}_n(\sigma, r, \tilde{\nu}, \alpha_1, \alpha_2).$$

Recall in Section D.5.6, we show that $\phi(\mathbf{g}, \mathbf{h}) \xrightarrow{\mathbb{P}} \bar{\phi}$. Follow a similar argument, we can show there exist a constant $\bar{\phi}_{\mathcal{S}_1^c}$, defined as

$$\bar{\phi}_{\mathcal{S}_1^c} := \min_{\substack{0 \leq \sigma \leq c_1, 0 < \tilde{\nu} \leq 6c_1 \\ |\alpha_1| \leq c_1/\kappa_1, |\alpha_2| \leq c_1/\kappa_1 \\ |\alpha_1 - \alpha_{1*}| \kappa_1 \geq \epsilon}} \max_{r \geq 0} \mathcal{R}(\sigma, r, \tilde{\nu}, \alpha_1, \alpha_2),$$

such that $\phi_{\mathcal{S}_1^c}(\mathbf{g}, \mathbf{h}) \xrightarrow{\mathbb{P}} \bar{\phi}_{\mathcal{S}_1^c}$. Based on the uniqueness of the optima $(\sigma_*, r_*, \tilde{\nu}_*, \alpha_{1*}, \alpha_{2*})$, we have $\bar{\phi} < \bar{\phi}_{\mathcal{S}_1^c}$. Then based on Lemma D.12, we have

$$\lim_{n \rightarrow \infty} \mathbb{P}(\hat{\beta}^{PO} \in \mathcal{S}_1) = 1. \tag{74}$$

With same argument, we can show that (74) holds for \mathcal{S}_2 and \mathcal{S}_3 . Define $\alpha_1(p) := \langle \mathbf{e}_1, \hat{\beta}^{PO} \rangle / \|\beta_0\|$, $\alpha_2(p) := \langle \mathbf{e}_2, \hat{\beta}^{PO} \rangle / \|\beta_s\|$ and $\sigma(p) := \|\mathbf{P}^\perp \hat{\beta}^{PO}\|_2$. Since we have proved that the events $\hat{\beta}^{PO} \in \mathcal{S}_j$ for $j = 1, 2, 3$ happens with probability approaching 1, we arrive at following results:

$$\alpha_1(p) \xrightarrow{\mathbb{P}} \alpha_{1*}, \tag{75}$$

$$\alpha_2(p) \xrightarrow{\mathbb{P}} \alpha_{2*}, \tag{76}$$

$$\sigma(p) \xrightarrow{\mathbb{P}} \sigma_*. \tag{77}$$

D.5.9 Proving asymptotics with locally Lipschitz function

In this section, we will show for any locally Lipschitz function Ψ ,

$$\frac{1}{p} \sum_{j=1}^p \Psi \left(\sqrt{p} [\hat{\beta}_{M,j} - \alpha_{1*} \beta_{0,j} - \frac{\alpha_{2*}}{\sqrt{1-\xi^2}} (\beta_{s,j} - \xi \frac{\kappa_2}{\kappa_1} \beta_{0,j})], \sqrt{p} \beta_{0,j} \right) \xrightarrow{\mathbb{P}} \mathbb{E}[\Psi(\sigma_* Z, \beta)], \quad (78)$$

where $\beta \sim \Pi$ is independent of $Z \sim N(0, 1)$. Our proof is an extension of the proof in Zhao et al. (2022), and we include the detail below for completeness. Recall that we can decompose the SRE as follows:

$$\begin{aligned} \hat{\beta}_M &= \mathbf{P} \hat{\beta}_M + \mathbf{P}^\perp \hat{\beta}_M \\ &= \left(\frac{\beta_0^T \hat{\beta}_M}{\|\beta_0\|^2} \right) \beta_0 + \left(\frac{(\beta_s - \frac{\langle \beta_s, \beta_0 \rangle}{\|\beta_0\|^2} \beta_0)^T \hat{\beta}_M}{\|\beta_s - \frac{\langle \beta_s, \beta_0 \rangle}{\|\beta_0\|^2} \beta_0\|^2} \right) (\beta_s - \frac{\langle \beta_s, \beta_0 \rangle}{\|\beta_0\|^2} \beta_0) + \mathbf{P}^\perp \hat{\beta}_M \\ &= \alpha_1(p) \beta_0 + \frac{\alpha_2(p) \|\beta_s\|}{\|\beta_s - \frac{\langle \beta_s, \beta_0 \rangle}{\|\beta_0\|^2} \beta_0\|} (\beta_s - \frac{\langle \beta_s, \beta_0 \rangle}{\|\beta_0\|^2} \beta_0) + \sigma(p) \frac{\mathbf{P}^\perp \hat{\beta}_M}{\|\mathbf{P}^\perp \hat{\beta}_M\|}. \end{aligned}$$

To prove (78), we first introduce some notations. Let $\mathbf{Z} = (Z_1, \dots, Z_p)$ be a random vector with independent standard Gaussian entries. We define vectors \mathbf{T} , \mathbf{T}^{approx} , and $\tilde{\mathbf{Z}}^{scaled}$ whose entries are defined as follows:

$$\begin{aligned} T_j &:= \frac{\sqrt{p} \left(\hat{\beta}_{M,j} - \alpha_{1*} \beta_{0,j} - \frac{\alpha_{2*}}{\sqrt{1-\xi^2}} (\beta_{s,j} - \xi \frac{\kappa_2}{\kappa_1} \beta_{0,j}) \right)}{\sigma_*}, \\ T_j^{approx} &:= \frac{\sqrt{p} \left(\hat{\beta}_{M,j} - \alpha_1(p) \beta_{0,j} - \frac{\alpha_2(p) \|\beta_s\|}{\|\beta_s - \frac{\langle \beta_s, \beta_0 \rangle}{\|\beta_0\|^2} \beta_0\|} (\beta_{s,j} - \frac{\langle \beta_s, \beta_0 \rangle}{\|\beta_0\|^2} \beta_{0,j}) \right)}{\sigma(p)}, \\ \tilde{Z}_j^{scaled} &:= \frac{\sqrt{p}}{\|\mathbf{P}^\perp \mathbf{Z}\|} \left(Z_j - \left(\frac{\beta_0^T \mathbf{Z}}{\|\beta_0\|^2} \right) \beta_{0,j} + \left(\frac{(\beta_s - \frac{\langle \beta_s, \beta_0 \rangle}{\|\beta_0\|^2} \beta_0)^T \mathbf{Z}}{\|\beta_s - \frac{\langle \beta_s, \beta_0 \rangle}{\|\beta_0\|^2} \beta_0\|^2} \right) (\beta_{s,j} - \frac{\langle \beta_s, \beta_0 \rangle}{\|\beta_0\|^2} \beta_{0,j}) \right). \end{aligned} \quad (79)$$

We comment that T_j corresponds to an entry appears in (78) and \tilde{Z}_j^{scaled} is a scaled version of $\mathbf{P}^\perp \mathbf{Z}$. Note that \tilde{Z}_j^{scaled} that does not depend on the samples so its limiting distribution can be easily characterized. To analyze T_j , we utilize the key that T_j^{approx} approximates T_j closely while sharing the same distribution as \tilde{Z}_j^{scaled} .

For any locally Lipschitz function Ψ , the proof of (78) are decomposed into four steps:

1. Utilizing (75), (76) and (77), we can show

$$\frac{1}{p} \sum_{j=1}^p \Psi(\sigma_* T_j, \sqrt{p} \beta_{0,j}) - \frac{1}{p} \sum_{j=1}^p \Psi(\sigma_* T_j^{approx}, \sqrt{p} \beta_{0,j}) \xrightarrow{\mathbb{P}} 0. \quad (80)$$

2. Utilizing (75), (76) and (77), we can show

$$\frac{1}{p} \sum_{j=1}^p \Psi(\sigma_* \tilde{Z}_j^{scaled}, \sqrt{p} \beta_{0,j}) - \frac{1}{p} \sum_{j=1}^p \Psi(\sigma_* Z_j, \sqrt{p} \beta_{0,j}) \xrightarrow{\mathbb{P}} 0. \quad (81)$$

3. Using the law of large number, we can show

$$\frac{1}{p} \sum_{j=1}^p \Psi(\sigma_* Z_j, \sqrt{p} \beta_{0,j}) \xrightarrow{\mathbb{P}} \mathbb{E}[\Psi(\sigma_* Z, \eta)]. \quad (82)$$

4. To close the gap between \mathbf{T} and $\tilde{\mathbf{Z}}^{scaled}$, we show that $\mathbf{T}^{approx} \stackrel{d}{=} \tilde{\mathbf{Z}}^{scaled}$, which immediately implies

$$\frac{1}{p} \sum_{j=1}^p \Psi(\sigma_* T_j^{approx}, \sqrt{p} \beta_{0,j}) \stackrel{d}{=} \frac{1}{p} \sum_{j=1}^p \Psi(\sigma_* \tilde{Z}_j^{scaled}, \sqrt{p} \beta_{0,j}),$$

and both RHS and LHS converge to same limit stated in (82).

Step 1: Prove (80)

We control the difference between $\Psi(\sigma_* T_j, \sqrt{p} \beta_{0,j})$ and $\Psi(\sigma_* T_j^{approx}, \sqrt{p} \beta_{0,j})$ based on the definition of locally Lipschitz function.

$$\begin{aligned} & \left| \frac{1}{p} \sum_{j=1}^p \Psi(\sigma_* T_j, \sqrt{p} \beta_{0,j}) - \frac{1}{p} \sum_{j=1}^p \Psi(\sigma_* T_j^{approx}, \sqrt{p} \beta_{0,j}) \right| \\ & \leq \frac{L\sigma_*}{p} \sum_{j=1}^p \left(1 + \|(\sigma_* T_j, \sqrt{p} \beta_{0,j})\| + \|(\sigma_* T_j^{approx}, \sqrt{p} \beta_{0,j})\| \right) |T_j - T_j^{approx}| \\ & \leq L\sigma_* \left\{ \frac{1}{p} \sum_{j=1}^p \left(1 + \sigma_* |T_j| + \sigma_* |T_j^{approx}| + 2\sqrt{p} |\beta_{0,j}| \right)^2 \right\}^{1/2} \left\{ \frac{1}{p} \sum_{j=1}^p (T_j - T_j^{approx})^2 \right\}^{1/2}, \end{aligned}$$

where the second inequality follows from the Cauchy-Schwarz inequality. We will show that the first term is scholastically bounded by a constant and second term converge to zero. The second term satisfies

$$\begin{aligned} \frac{1}{p} \sum_{j=1}^p (T_j - T_j^{approx})^2 &= \sum_{j=1}^p \left(\left(\frac{\sigma_*}{\sigma(p)} - 1 \right) \hat{\beta}_{M,j} - \left(\frac{\sigma_*}{\sigma(p)} \alpha_1(p) - \alpha_{1*} \right) \beta_{0,j} \right. \\ & \quad \left. + \left(\frac{\sigma_*}{\sigma(p)} \frac{\alpha_2(p) \|\beta_s\|}{\|\beta_s - \frac{\langle \beta_s, \beta_0 \rangle}{\|\beta_0\|^2} \beta_0\|} \frac{\langle \beta_s, \beta_0 \rangle}{\|\beta_0\|^2} - \frac{\alpha_{2*} \xi \kappa_2}{\kappa_1 \sqrt{1 - \xi^2}} \right) \beta_{0,j} \right. \\ & \quad \left. - \left(\frac{\sigma_*}{\sigma(p)} \frac{\alpha_2(p) \|\beta_s\|}{\|\beta_s - \frac{\langle \beta_s, \beta_0 \rangle}{\|\beta_0\|^2} \beta_0\|} - \frac{\alpha_{2*}}{\sqrt{1 - \xi^2}} \right) \beta_{s,j} \right)^2 \\ & \leq 2 \|\hat{\beta}_M\|^2 \left(\frac{\sigma_*}{\sigma(p)} - 1 \right)^2 + 2 \|\beta_0\|^2 \left(\frac{\sigma_*}{\sigma(p)} \alpha_1(p) - \alpha_{1*} \right)^2 \\ & \quad + 2 \|\beta_0\|^2 \left(\frac{\sigma_*}{\sigma(p)} \frac{\alpha_2(p) \|\beta_s\|}{\|\beta_s - \frac{\langle \beta_s, \beta_0 \rangle}{\|\beta_0\|^2} \beta_0\|} \frac{\langle \beta_s, \beta_0 \rangle}{\|\beta_0\|^2} - \frac{\alpha_{2*} \xi \kappa_2}{\kappa_1 \sqrt{1 - \xi^2}} \right)^2 \\ & \quad + 2 \|\beta_s\|^2 \left(\frac{\sigma_*}{\sigma(p)} \frac{\alpha_2(p) \|\beta_s\|}{\|\beta_s - \frac{\langle \beta_s, \beta_0 \rangle}{\|\beta_0\|^2} \beta_0\|} - \frac{\alpha_{2*}}{\sqrt{1 - \xi^2}} \right)^2 \xrightarrow{\mathbb{P}} 0, \end{aligned}$$

where last convergence follows from (75), (76), (77) and the continuous mapping theorem, together with conditions that $\|\beta_s\| \rightarrow \kappa_2$, $\|\beta_0\| \rightarrow \kappa_1$ and $\frac{\langle \beta_s, \beta_0 \rangle}{\|\beta_0\| \|\beta_s\|} \rightarrow \xi$.

For the first term,

$$\begin{aligned}
 & \frac{1}{p} \sum_{j=1}^p \left(1 + \sigma_* |T_j| + \sigma_* |T_j^{approx}| + 2\sqrt{p} |\beta_{0,j}| \right)^2 \\
 & \leq 4 \frac{1}{p} \left(p + p \sum_{j=1}^p \beta_{0,j}^2 + \sum_{j=1}^p \sigma_*^2 |T_j|^2 + \sum_j \sigma_*^2 |T_j^{approx}|^2 \right) \\
 & = 4 + 4\|\beta_0\|^2 + 4 \sum_{j=1}^p \left(\hat{\beta}_{M,j} - \alpha_{1*} \beta_{0,j} - \frac{\alpha_{2*}}{\sqrt{1-\xi^2}} (\beta_{s,j} - \frac{\xi \kappa_2}{\kappa_1} \beta_{0,j}) \right)^2 \\
 & \quad + 4 \frac{\sigma_*^2}{\sigma^2(p)} \sum_{j=1}^p \left(\hat{\beta}_{M,j} - \alpha_1(p) \beta_{0,j} - \frac{\alpha_2(p) \|\beta_s\|}{\|\beta_s - \frac{\langle \beta_s, \beta_0 \rangle}{\|\beta_0\|^2} \beta_0\|} (\beta_{s,j} - \frac{\langle \beta_s, \beta_0 \rangle}{\|\beta_0\|^2} \beta_{0,j}) \right)^2 \\
 & \leq 4 + 4\|\beta_0\|^2 + 8 \left(\|\hat{\beta}_M\|^2 + \alpha_{1*}^2 \|\beta_0\|^2 + \frac{\alpha_{2*}^2 \xi^2 \kappa_2^2}{(1-\xi^2) \kappa_1^2} \|\beta_0\|^2 + \frac{\alpha_{2*}^2}{1-\xi^2} \|\beta_s\|^2 \right) \\
 & \quad + 8 \frac{\sigma_*^2}{\sigma^2(p)} \left(\|\hat{\beta}_M\|^2 + \alpha^2(p) \|\beta_0\|^2 + \frac{\alpha_2^2(p) \|\beta_s\|^2}{\|\beta_s - \frac{\langle \beta_s, \beta_0 \rangle}{\|\beta_0\|^2} \beta_0\|^2} \frac{\langle \beta_s, \beta_0 \rangle^2}{\|\beta_0\|^2} + \frac{\alpha_2^2(p) \|\beta_s\|^4}{\|\beta_s - \frac{\langle \beta_s, \beta_0 \rangle}{\|\beta_0\|^2} \beta_0\|^2} \right) \\
 & \xrightarrow{\mathbb{P}} 4 + 4\kappa_1^2 + 16 \left(2\alpha_{1*}^2 \kappa_1^2 + \frac{2\alpha_{2*}^2 \kappa_2^2}{1-\xi^2} + \sigma_*^2 + \frac{\alpha_{2*}^2 \xi^2 \kappa_2^2}{1-\xi^2} \right),
 \end{aligned}$$

which suggests that $\frac{1}{p} \sum_{j=1}^p \left(1 + \sigma_* |T_j| + \sigma_* |T_j^{approx}| + 2\sqrt{p} |\beta_{0,j}| \right)^2 = O_p(1)$.

Step 2: Prove (81) We control the difference between $\Psi(\sigma_* Z_j, \sqrt{p} \beta_{0,j})$ and $\Psi(\sigma_* \tilde{Z}_j^{scaled}, \sqrt{p} \beta_{0,j})$.

$$\begin{aligned}
 & \left| \frac{1}{p} \sum_{j=1}^p \psi(\sigma_* \tilde{Z}_j^{scaled}, \sqrt{p} \beta_{0,j}) - \frac{1}{p} \sum_{j=1}^p \psi(\sigma_* Z_j, \sqrt{p} \beta_{0,j}) \right| \\
 & \leq \frac{L\sigma_*}{p} \sum_{j=1}^p \left(1 + \left\| (\sigma_* \tilde{Z}_j^{scaled}, \sqrt{p} \beta_{0,j}) \right\| + \left\| (\sigma_* Z_j, \sqrt{p} \beta_{0,j}) \right\| \right) \left| \tilde{Z}_j^{scaled} - Z_j \right| \\
 & \leq L\sigma_* \left\{ \frac{1}{p} \sum_{j=1}^p \left(1 + \left| \tilde{Z}_j^{scaled} \right| + |Z_j| + 2\sqrt{p} |\beta_{0,j}| \right)^2 \right\}^{1/2} \left\{ \frac{1}{p} \sum_{j=1}^p \left(\tilde{Z}_j^{scaled} - Z_j \right)^2 \right\}^{1/2}.
 \end{aligned}$$

Similar to the proof of (80), we show the second term is $o_p(1)$ and the first term is $O_p(1)$.

For the second term, we have

$$\begin{aligned}
 \frac{1}{p} \sum_{j=1}^p \left(\tilde{Z}_j^{scaled} - Z_j \right)^2 &= \frac{1}{p} \sum_{j=1}^p \left(Z_j \left(\frac{\sqrt{p}}{\|\mathbf{P}^\perp \mathbf{Z}\|} - 1 \right) - \frac{\sqrt{p}}{\|\mathbf{P}^\perp \mathbf{Z}\|} \left(\frac{\beta_0^T \mathbf{Z}}{\|\beta_0\|^2} \right) \beta_{0,j} \right. \\
 &\quad \left. + \frac{\sqrt{p}}{\|\mathbf{P}^\perp \mathbf{Z}\|} \left(\frac{(\beta_s - \frac{\langle \beta_s, \beta_0 \rangle}{\|\beta_0\|^2} \beta_0)^T \mathbf{Z}}{\|\beta_s - \frac{\langle \beta_s, \beta_0 \rangle}{\|\beta_0\|^2} \beta_0\|^2} \right) (\beta_{s,j} - \frac{\langle \beta_s, \beta_0 \rangle}{\|\beta_0\|^2} \beta_{0,j}) \right)^2 \\
 &\leq 2 \left(\frac{\sqrt{p}}{\|\mathbf{P}^\perp \mathbf{Z}\|} - 1 \right)^2 \frac{1}{p} \sum_{j=1}^p Z_j^2 + 2 \frac{1}{p} \frac{p}{\|\mathbf{P}^\perp \mathbf{Z}\|^2} \left[(\beta_s - \frac{\langle \beta_s, \beta_0 \rangle}{\|\beta_0\|^2} \beta_0)^T \mathbf{Z} \right]^2 \\
 &\stackrel{\mathbb{P}}{\rightarrow} 0,
 \end{aligned}$$

where last convergence follows from properties of the independent normal vector \mathbf{Z} that $\|\mathbf{P}^\perp \mathbf{Z}\|/\sqrt{p} \xrightarrow{a.s.} 1$ and $(\beta_s - \frac{\langle \beta_s, \beta_0 \rangle}{\|\beta_0\|^2} \beta_0)^T \mathbf{Z} = O_p(1)$.

The first term is constant order, which is a direct consequence of the facts that $\frac{1}{p} \|\mathbf{Z}\|^2 \xrightarrow{a.s.} 1$ and $\frac{1}{p} \|\tilde{\mathbf{Z}}^{scaled}\|^2 = 1$.

Step 3: (82) follows from Zhao et al. (2022, Lemma C.1).

Step 4: Recall that $\tilde{\mathbf{Z}}^{scaled} = \sqrt{p} \frac{\mathbf{P}^\perp \mathbf{Z}}{\|\mathbf{P}^\perp \mathbf{Z}\|}$ and $\mathbf{T}^{approx} = \sqrt{p} \frac{\mathbf{P}^\perp \hat{\beta}_M}{\|\mathbf{P}^\perp \hat{\beta}_M\|}$, where $\mathbf{Z} \sim N(0, \mathbb{I}_p)$. It suffices to show that

$$\frac{\mathbf{P}^\perp \hat{\beta}_M}{\|\mathbf{P}^\perp \hat{\beta}_M\|} \stackrel{d}{=} \frac{\mathbf{P}^\perp \mathbf{Z}}{\|\mathbf{P}^\perp \mathbf{Z}\|}. \quad (83)$$

We write $\mathbf{P} = \mathbf{A}\mathbf{A}^\top$ where \mathbf{A} is a $p \times 2$ matrix. This projects onto a 2-dimensional subspace of \mathbb{R}^p . We write $\mathbf{P}^\perp = \mathbf{B}\mathbf{B}^\top$ where \mathbf{B} is a $p \times (p-2)$ matrix. This projects onto the orthogonal complement of the subspace spanned by \mathbf{A} , which is $(p-2)$ -dimensional. We have $\mathbf{B}^\top \mathbf{A} = \mathbf{0} \in \mathbb{R}^{(p-2) \times 2}$, $\mathbf{A}^\top \mathbf{A} = \mathbf{I}_2$ and $\mathbf{B}^\top \mathbf{B} = \mathbf{I}_{p-2}$. For any $(p-2) \times (p-2)$ orthonormal matrix \mathbf{G} , $\mathbf{B}\mathbf{G}\mathbf{B}^\top$ rotates the subspace spanned by the columns of \mathbf{B} .

Consider $\mathcal{U} := \{\mathbf{A}\mathbf{A}^\top + \mathbf{B}\mathbf{G}\mathbf{B}^\top : \mathbf{G} \text{ is } (p-2) \times (p-2) \text{ (orthonormal matrix)}\}$, the set of all orthonormal matrix $\mathbf{U} \in \mathbb{R}^{p \times p}$ such that $\mathbf{U}\beta_0 = \beta_0$, $\mathbf{U}\beta_s = \beta_s$ and perform rotation on the unit sphere lying in $span\{\beta_0, \beta_s\}^\perp$. By the isotropy of $N(0, \mathbb{I}_p)$, the distribution of $\frac{\mathbf{P}^\perp \mathbf{Z}}{\|\mathbf{P}^\perp \mathbf{Z}\|}$ is \mathcal{U} -invariant, that is, it is the uniform distribution on the unit sphere lying in $span\{\beta_0, \beta_s\}^\perp$. Therefore, it suffices to show that the distribution of $\frac{\mathbf{P}^\perp \hat{\beta}_M}{\|\mathbf{P}^\perp \hat{\beta}_M\|}$ is also \mathcal{U} -invariant.

For any $\mathbf{U} \in \mathcal{U}$, there exists an orthonormal matrix \mathbf{G} such that $\mathbf{U} = \mathbf{A}\mathbf{A}^\top + \mathbf{B}\mathbf{G}\mathbf{B}^\top$. We want to show

$$\mathbf{U} \frac{\mathbf{P}^\perp \hat{\beta}_M}{\|\mathbf{P}^\perp \hat{\beta}_M\|} \stackrel{d}{=} \frac{\mathbf{P}^\perp \hat{\beta}_M}{\|\mathbf{P}^\perp \hat{\beta}_M\|}.$$

Since $\|\mathbf{P}^\perp \hat{\beta}_M\| = \|\mathbf{U}\mathbf{P}^\perp \hat{\beta}_M\|$, it suffices to show that $\mathbf{U}\mathbf{P}^\perp \hat{\beta}_M \stackrel{d}{=} \mathbf{P}^\perp \hat{\beta}_M$.

We first show that $\mathbf{U}\hat{\beta}_M \stackrel{d}{=} \hat{\beta}_M$. Note that $\mathbf{U}\hat{\beta}_M$ is the SRE in (2) with observed covariates replaced by $\{\mathbf{U}\mathbf{X}_i\}_{i=1}^n$ and auxiliary covariates replaced by $\{\mathbf{U}\mathbf{X}_i^*\}_{i=1}^M$. Since \mathbf{U} is orthonormal, both covariates are random vector with i.i.d $N(0, 1)$ as entries. Since $\mathbf{U} \in \mathcal{U}$, we have $\beta^\top \mathbf{U}\mathbf{X}_i = \beta^\top \mathbf{X}_i$ for $i \leq n$ and

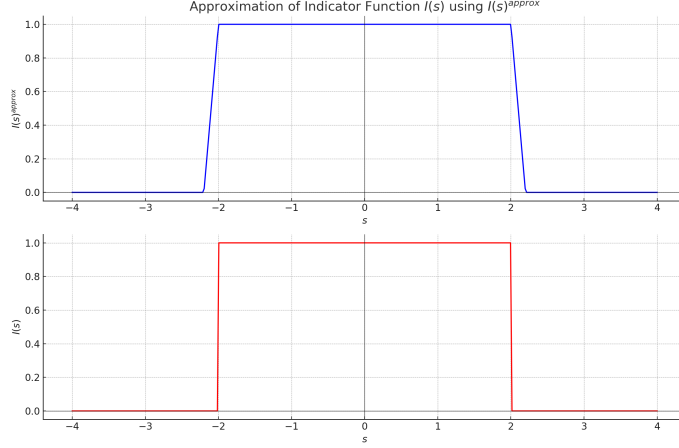


Figure 16: Comparison of the Indicator Function $I(s)$ and its Approximation $I^{approx}(s)$ with $\epsilon = 1.6$

$\beta_s^\top \mathbf{U} \mathbf{X}_j^* = \beta_s^\top \mathbf{X}_j^*$ for $j \leq M$. Therefore, the joint distribution of the new observed data and new auxiliary data remains the same as the original joint distribution. As a result, the distribution of the SRE remains the same, i.e., $\mathbf{U} \hat{\beta}_M \stackrel{d}{=} \hat{\beta}_M$.

Consequently, we derive that

$$\mathbf{U} \hat{\beta}_M \stackrel{d}{=} \hat{\beta}_M \implies \mathbf{B} \mathbf{B}^\top \mathbf{U} \hat{\beta}_M \stackrel{d}{=} \mathbf{B} \mathbf{B}^\top \hat{\beta}_M \implies \mathbf{B} \mathbf{G} \mathbf{B}^\top \hat{\beta}_M \stackrel{d}{=} \mathbf{P}^\perp \hat{\beta}_M.$$

We complete the proof by observing $\mathbf{U} \mathbf{P}^\perp = \mathbf{B} \mathbf{G} \mathbf{B}^\top$.

D.5.10 The convergence of the empirical distribution of T_j

We note that [Zhao et al. \(2022\)](#) have proved $\frac{1}{p} \sum_{j=1}^p \mathbf{1}\{T_j \leq t\} \xrightarrow{\mathbb{P}} \Phi(t)$ for any fixed $t \in \mathbb{R}$. In this section, we extend their result to the following: for any fixed $t > 0$,

$$\frac{1}{p} \sum_{j=1}^p \mathbf{1}\{-t \leq T_j \leq t\} \xrightarrow{\mathbb{P}} \mathbb{P}(|Z| \leq t), \quad (84)$$

where $Z \sim N(0, 1)$. Our proof is largely adapted from [Zhao et al. \(2022\)](#) and we present it here for completeness.

We continue to use the notations defined in (79). Furthermore, we denote the indicator function $\mathbf{1}\{-t \leq s \leq t\}$ as $I_t(s)$. We will prove (84) by approximating $I_t(s)$ using a Lipschitz function $I_{t, \epsilon/8}^{approx}(s)$, defined as:

$$I_{t, \epsilon/8}^{approx}(s) = \begin{cases} 0 & \text{if } s < -t - \epsilon/8 \text{ or } s > t + \epsilon/8, \\ \frac{s+t+\epsilon/8}{\epsilon/8} & \text{if } -t - \epsilon/8 \leq s < -t, \\ 1 & \text{if } -t \leq s \leq t \\ \frac{t+\epsilon/8-s}{\epsilon/8} & \text{if } t < s \leq t + \epsilon/8, \end{cases}$$

where ϵ is any fixed positive constant. Figure 16 provides a illustration for this approximation. Noted that $I_{t, \epsilon/8}^{approx}(s) > I_t(s)$ for every $s \in \mathbb{R}$. We have

$$\mathbb{P}\left(\frac{1}{p} \sum_{j=1}^p I_t(T_j) - \mathbb{P}(|Z| \leq t) > \epsilon\right) \leq \mathbb{P}\left(\frac{1}{p} \sum_{i=1}^p I_{t, \epsilon/8}^{approx}(T_j) - \mathbb{P}(|Z| \leq t) > \epsilon\right). \quad (85)$$

Based on the definition of $I_{t,\epsilon/8}^{approx}$, we have $\mathbb{E}[I_{t,\epsilon/8}^{approx}(Z)] - \mathbb{P}(|Z| \leq t) < \epsilon/4$. It follows that

$$\begin{aligned}
 & \mathbb{P} \left(\frac{1}{p} \sum_{j=1}^p I_{t,\epsilon/8}^{approx}(T_j) - \mathbb{P}(|Z| \leq t) > \epsilon \right) \\
 & \leq \mathbb{P} \left(\frac{1}{p} \sum_{j=1}^p I_{t,\epsilon/8}^{approx}(T_j) - \mathbb{E}[I_{t,\epsilon/8}^{approx}(Z)] > \epsilon/2 \right) \\
 & \leq \mathbb{P} \left(\frac{1}{p} \sum_{j=1}^p [I_{t,\epsilon/8}^{approx}(T_j) - I_{t,\epsilon/8}^{approx}(T_j^{approx})] > \epsilon/4 \right) + \mathbb{P} \left(\frac{1}{p} \sum_{j=1}^p I_{t,\epsilon/8}^{approx}(T_j^{approx}) - \mathbb{E}[I_{t,\epsilon/8}^{approx}(Z)] > \epsilon/4 \right) \\
 & = \mathbb{P} \left(\frac{1}{p} \sum_{j=1}^p [I_{t,\epsilon/8}^{approx}(T_j) - I_{t,\epsilon/8}^{approx}(T_j^{approx})] > \epsilon/4 \right) + \mathbb{P} \left(\frac{1}{p} \sum_{j=1}^p I_{t,\epsilon/8}^{approx}(\tilde{Z}_j^{scaled}) - \mathbb{E}[I_{t,\epsilon/8}^{approx}(Z)] > \epsilon/4 \right) \\
 & \leq \mathbb{P} \left(\frac{1}{p} \sum_{j=1}^p [I_{t,\epsilon/8}^{approx}(T_j) - I_{t,\epsilon/8}^{approx}(T_j^{approx})] > \epsilon/4 \right) + \mathbb{P} \left(\frac{1}{p} \sum_{j=1}^p [I_{t,\epsilon/8}^{approx}(\tilde{Z}_j^{scaled}) - I_{t,\epsilon/8}^{approx}(Z_j)] > \epsilon/8 \right) \\
 & + \mathbb{P} \left(\frac{1}{p} \sum_{j=1}^p I_{t,\epsilon/8}^{approx}(Z_j) - \mathbb{E}[I_{t,\epsilon/8}^{approx}(Z)] > \epsilon/8 \right), \tag{86}
 \end{aligned}$$

where the first equality follows from $T^{approx} \stackrel{d}{=} \tilde{Z}^{scaled}$. Since for any fixed $\epsilon > 0$, $I_{t,\epsilon/8}^{approx}$ is a Lipschitz function, from (80), (81) and the law of large number, we have

$$\begin{aligned}
 & \lim_{n \rightarrow \infty} \mathbb{P} \left(\frac{1}{p} \sum_{j=1}^p [I_{t,\epsilon/8}^{approx}(T_j) - I_{t,\epsilon/8}^{approx}(T_j^{approx})] > \epsilon/4 \right) = 0, \\
 & \lim_{n \rightarrow \infty} \mathbb{P} \left(\frac{1}{p} \sum_{j=1}^p [I_{t,\epsilon/8}^{approx}(\tilde{Z}_j^{scaled}) - I_{t,\epsilon/8}^{approx}(Z_j)] > \epsilon/8 \right) = 0, \tag{87} \\
 & \lim_{n \rightarrow \infty} \mathbb{P} \left(\frac{1}{p} \sum_{j=1}^p I_{t,\epsilon/8}^{approx}(Z_j) - \mathbb{E}[I_{t,\epsilon/8}^{approx}(Z)] > \epsilon/8 \right) = 0.
 \end{aligned}$$

Combining (85), (86), and (87), we have

$$\lim_{n \rightarrow \infty} \mathbb{P} \left(\frac{1}{p} \sum_{j=1}^p I_t(T_j) - P(|Z| \leq t) > \varepsilon \right) = 0. \tag{88}$$

For another direction, we can use $I_{t-\epsilon/8,\epsilon/8}^{approx}(s)$ to approximate $I_t(s)$. By a similar argument, we can get

$$\lim_{n \rightarrow \infty} \mathbb{P} \left(\frac{1}{p} \sum_{j=1}^p I_t(T_j) - P(|Z| \leq t) < -\varepsilon \right) = 0. \tag{89}$$

Since ε is arbitrary, the proof of (84) is completed based on (88) and (89).

D.6 Proof of Theorem 4.1 part (1)

Part (1) of Theorem 4.1 follows from following proposition.

Proposition D.22. *Assume all conditions from Theorem 4.1 hold, then for each coordinate $j \in [p]$ where the regression coefficient satisfies $\sqrt{p}\beta_{0,j} = O(1)$, we have the following asymptotic normality:*

$$\frac{\sqrt{p} \left(\hat{\beta}_{M,j} - \alpha_* \beta_{0,j} \right)}{\sigma_*} \xrightarrow{d} \mathcal{N}(0, 1). \quad (90)$$

Furthermore, for any fixed vector $\mathbf{v} \in \mathbb{R}^p$ with unit norm $\|\mathbf{v}\|_2 = 1$ and satisfying $\mathbf{v}^\top \beta_0 = O(1)$, it holds that

$$\frac{\sqrt{p} \mathbf{v}^\top \left(\hat{\beta}_M - \alpha_* \beta_0 \right)}{\sigma_*} \xrightarrow{d} \mathcal{N}(0, 1). \quad (91)$$

Consequently, by applying the Cramér-Wold theorem, for any fixed index set $\mathcal{S} \subset \{1, \dots, p\}$ with $\sqrt{p} \|\beta_{0,\mathcal{S}}\|_2 = O(1)$, we obtain

$$\frac{\sqrt{p} \left(\hat{\beta}_{M,\mathcal{S}} - \alpha_* \beta_{0,\mathcal{S}} \right)}{\sigma_*} \xrightarrow{d} \mathcal{N}(\mathbf{0}, \mathbf{I}_{|\mathcal{S}|}).$$

Proof of Proposition D.22. To establish (91), it suffices to prove that equation (90) holds. Then, by leveraging the rotational invariance of the standard Gaussian distribution and considering an orthogonal matrix \mathbf{U} with first row equal to \mathbf{v} , (91) follows directly from (90).

We recall (83) and rewrite it as

$$\frac{\sqrt{p} \left(\hat{\beta}_M - \alpha(p) \beta_0 \right)}{\sigma(p)} \stackrel{d}{=} \frac{\mathbf{P}^\perp \mathbf{Z}}{\|\mathbf{P}^\perp \mathbf{Z}\|_2 / \sqrt{p}},$$

where $\alpha(p) = \langle \hat{\beta}_M, \beta_0 \rangle / \|\beta_0\|^2$, $\mathbf{P} = \beta_0 \beta_0^\top / \|\beta_0\|^2$, $\mathbf{P}^\perp = \mathbf{I} - \mathbf{P}$, $\sigma(p) = \|\mathbf{P}^\perp \hat{\beta}_M\|_2$ and $\mathbf{Z} = (Z_1, \dots, Z_p) \sim \mathcal{N}(\mathbf{0}, \mathbf{I}_p)$. We expand the projection as

$$\mathbf{P}^\perp \mathbf{Z} = \mathbf{Z} - \left\langle \mathbf{Z}, \frac{\beta_0}{\|\beta_0\|} \right\rangle \frac{\beta_0}{\|\beta_0\|},$$

and note that the j th coordinate of the second term on the right hand side equals to $\mathbf{Z}_j + o_p(1)$ since $\beta_{0,j} = o_p(1)$, $\|\beta_0\| = O_p(1)$. Using the fact that $\|\mathbf{P}^\perp \mathbf{Z}\| / \sqrt{p} \xrightarrow{\text{a.s.}} 1$ and combining the convergence in (75) and (77), Slutsky's theorem gives us

$$\frac{\sqrt{p} \left(\hat{\beta}_{M,j} - \alpha_* \beta_{0,j} \right)}{\sigma_*} \xrightarrow{d} \mathcal{N}(0, 1).$$

□

Remark 8. *The proof of Proposition D.22 relies on equations (83), (75), and (77), which remain valid even without the condition $\frac{1}{p} \sum_{j=1}^p \chi_{\sqrt{p}\beta_{0,j}} \rightsquigarrow \Pi$.*

D.7 Proof of Theorem 4.3 part (1)

Part (1) of Theorem 4.3 follows from following proposition.

Proposition D.23. *Assume all conditions from Theorem 4.3 hold except $\frac{1}{p} \sum_{j=1}^p \chi_{\sqrt{p}\beta_{0,j}} \rightsquigarrow \Pi$, then for each coordinate $j \in [p]$ where the regression coefficient satisfies $\sqrt{p}\beta_{0,j} = O(1)$ and $\sqrt{p}\beta_{s,j} = O(1)$, we have the following asymptotic normality:*

$$\frac{\sqrt{p} \left(\hat{\beta}_{M,j} - \alpha_{1*} \beta_{0,j} - \frac{\alpha_{2*}}{\sqrt{1-\xi^2}} (\beta_{s,j} - \xi \frac{\kappa_2}{\kappa_1} \beta_{0,j}) \right)}{\sigma_*} \xrightarrow{d} \mathcal{N}(0, 1).$$

The proof of Proposition D.23 directly follows from the proof of Proposition D.22.

D.8 Conjecture for pSRE with informative auxiliary data

In this section, we provide a conjecture for the asymptotic behavior of the pSRE with informative auxiliary data in the setting of Theorem 4.3.

Recall that the asymptotic behavior of the pSRE is tracked by the optima of (60). Since the population catalytic prior is $M = \infty$ case for the ordinary catalytic prior, we can use $m = M/n = \infty$ to approximate the objective function in (60). Denote the objective function for $m = \infty$ as $F_0(r, v, \sigma, \alpha_1, \alpha_2)$, i.e.,

$$\begin{aligned} F_0(r, v, \sigma, \alpha_1, \alpha_2) &= \lim_{m \rightarrow \infty} C(r, v, \sigma, \alpha_1, \alpha_2) \\ &= -\frac{r\sigma}{\sqrt{\delta}} + \frac{r}{2v} - \frac{1}{4rv} - \kappa_1^2 \alpha_1 \mathbb{E}(\rho''(\kappa_1 Z_1)) \\ &\quad - \tau_0 \kappa_2 \mathbb{E}(\rho''(\kappa_2 \xi Z_1 + \kappa_2 \sqrt{1-\xi^2} Z_2)) (\alpha_1 \kappa_1 \xi + \alpha_2 \kappa_2 \sqrt{1-\xi^2}) \\ &\quad + \mathbb{E}(M_{\rho(\cdot)}(\kappa_1 \alpha_1 Z_1 + \kappa_2 \alpha_2 Z_2 + \sigma Z_3 + \frac{1}{rv} \text{Ber}(\rho'(\kappa_1 Z_1)), \frac{1}{rv})) \\ &\quad + \tau_0 \mathbb{E}(\rho(\kappa_1 \alpha_1 Z_1 + \kappa_2 \alpha_2 Z_2 + \sigma Z_3)) \end{aligned}$$

where we use following identity regarding Moreau envelope coupled with flipping the expectation and limit,

$$\lim_{t \rightarrow 0} M_{\rho(\cdot)}(\mathbf{v}, t) = \lim_{t \rightarrow 0} \min_{\mathbf{x} \in \mathbb{R}^d} \rho(\mathbf{x}) + \frac{1}{2t} \|\mathbf{x} - \mathbf{v}\|^2 = \rho(\mathbf{v})$$

Next we want to derive the optima of $F_0(\cdot)$, i.e., $(r^*, v^*, \sigma^*, \alpha_1^*, \alpha_2^*)$. Since the objective function is smooth, they should satisfy the first order optimality condition, i.e.,

$$\nabla F_0 = \mathbf{0} \tag{92}$$

We introduce new variables $\gamma = \frac{1}{rv}$, then based on Lemma D.19 we have

$$\begin{aligned} \frac{\partial F_0}{\partial v} &= -\frac{r}{2v^2} + \frac{1}{v^2 r \gamma^2} \mathbb{E} \left[\rho'(-\kappa_1 Z_1) (\kappa_1 \alpha_1 Z_1 + \kappa_2 \alpha_2 Z_2 + \sigma Z_3 - \text{Prox}_{\gamma \rho(\cdot)}(\kappa_1 \alpha_1 Z_1 + \kappa_2 \alpha_2 Z_2 + \sigma Z_3))^2 \right] \\ \frac{\partial F_0}{\partial r} &= -\frac{\sigma}{\sqrt{\delta}} + \frac{1}{2v} + \frac{1}{r^2 v \gamma^2} \mathbb{E} \left[\rho'(-\kappa_1 Z_1) (\kappa_1 \alpha_1 Z_1 + \kappa_2 \alpha_2 Z_2 + \sigma Z_3 - \text{Prox}_{\gamma \rho(\cdot)}(\kappa_1 \alpha_1 Z_1 + \kappa_2 \alpha_2 Z_2 + \sigma Z_3))^2 \right] \end{aligned}$$

By setting $\frac{\partial F_0}{\partial r} = 0$ and $\frac{\partial F_0}{\partial v} = 0$, we can get

$$\begin{aligned} \sigma &= \sqrt{\delta} r \gamma \\ \frac{\sigma^2}{2\delta} &= \mathbb{E} \left[\rho'(-\kappa_1 Z_1) (\kappa_1 \alpha_1 Z_1 + \kappa_2 \alpha_2 Z_2 + \sigma Z_3 - \text{Prox}_{\gamma \rho(\cdot)}(\kappa_1 \alpha_1 Z_1 + \kappa_2 \alpha_2 Z_2 + \sigma Z_3))^2 \right] \end{aligned} \tag{93}$$

Based on Lemma D.20, derivative of $F_0(\cdot)$ w.r.t σ is given by

$$\begin{aligned} \frac{\partial F_0}{\partial \sigma} = & -\frac{r}{\sqrt{\delta}} + \frac{\sigma}{\gamma} \left[1 - 2\mathbb{E} \left(\frac{\rho'(-\kappa_1 Z_1)}{1 + \gamma \rho''(\text{Prox}_{\gamma \rho(\cdot)}(\kappa_1 \alpha_1 Z_1 + \kappa_2 \alpha_2 Z_2 + \sigma Z_3))} \right) \right] \\ & + \tau_0 \sigma \mathbb{E}(\rho''(\kappa_1 \alpha_1 Z_1 + \kappa_2 \alpha_2 Z_2 + \sigma Z_3)) \end{aligned}$$

Setting $\frac{\partial F_0}{\partial \sigma} = 0$ and use $\sigma = \sqrt{\delta} r \gamma$ we have

$$\begin{aligned} 1 - \frac{1}{\delta} = & \mathbb{E} \left(\frac{2\rho'(-\kappa_1 Z_1)}{1 + \gamma \rho''(\text{Prox}_{\gamma \rho(\cdot)}(\kappa_1 \alpha_1 Z_1 + \kappa_2 \alpha_2 Z_2 + \sigma Z_3))} \right) \\ & - \tau_0 \gamma \mathbb{E}(\rho''(\kappa_1 \alpha_1 Z_1 + \kappa_2 \alpha_2 Z_2 + \sigma Z_3)) \end{aligned} \quad (94)$$

Next we take derivative w.r.t α_1 , based on Lemma D.21, we have

$$\begin{aligned} \frac{\partial F_0}{\partial \alpha_1} = & -\kappa_1^2 \mathbb{E}(\rho''(\kappa_1 Z_1)) - \tau_0 \kappa_1 \kappa_2 \xi \mathbb{E}(\rho''(\kappa_2 \xi Z_1 + \kappa_2 \sqrt{1 - \xi^2} Z_2)) \\ & + \kappa_1^2 \mathbb{E}[\rho''(\kappa_1 Z_1)] + \frac{\kappa_1^2 \alpha_1}{\gamma} + \frac{2\kappa_1^2}{\gamma} \mathbb{E}[\rho''(-\kappa_1 Z_1) \text{Prox}_{\gamma \rho(\cdot)}(\kappa_1 \alpha_1 Z_1 + \kappa_2 \alpha_2 Z_2 + \sigma Z_3)] \\ & - \frac{2\kappa_1^2}{\gamma} \mathbb{E} \left(\frac{\alpha_1 \rho'(-\kappa_1 Z_1)}{1 + \gamma \rho''(\text{Prox}_{\gamma \rho(\cdot)}(\kappa_1 \alpha_1 Z_1 + \kappa_2 \alpha_2 Z_2 + \sigma Z_3))} \right) \\ & + \tau_0 \kappa_1^2 \alpha_1 \mathbb{E}(\rho''(\kappa_1 \alpha_1 Z_1 + \kappa_2 \alpha_2 Z_2 + \sigma Z_3)) \end{aligned}$$

Setting $\frac{\partial F_0}{\partial \alpha_1} = 0$ and use (94), we have

$$\begin{aligned} 0 = & -\tau_0 \kappa_1 \kappa_2 \xi \mathbb{E}(\rho''(\kappa_2 \xi Z_1 + \kappa_2 \sqrt{1 - \xi^2} Z_2)) \\ & + \frac{\kappa_1^2 \alpha_1}{\gamma} + \frac{2\kappa_1^2}{\gamma} \mathbb{E}[\rho''(-\kappa_1 Z_1) \text{Prox}_{\gamma \rho(\cdot)}(\kappa_1 \alpha_1 Z_1 + \kappa_2 \alpha_2 Z_2 + \sigma Z_3)] \\ & - \frac{\kappa_1^2 \alpha_1}{\gamma} \left[1 - \frac{1}{\delta} + \tau_0 \gamma \mathbb{E}(\rho''(\kappa_1 \alpha_1 Z_1 + \kappa_2 \alpha_2 Z_2 + \sigma Z_3)) \right] \\ & + \tau_0 \kappa_1^2 \alpha_1 \mathbb{E}(\rho''(\kappa_1 \alpha_1 Z_1 + \kappa_2 \alpha_2 Z_2 + \sigma Z_3)) \end{aligned}$$

which implies that

$$\begin{aligned} -\frac{\alpha_1}{2\delta} = & \mathbb{E}[\rho''(-\kappa_1 Z_1) \text{Prox}_{\gamma \rho(\cdot)}(\kappa_1 \alpha_1 Z_1 + \kappa_2 \alpha_2 Z_2 + \sigma Z_3)] \\ & - \frac{1}{2} \tau_0 \gamma \frac{\kappa_2}{\kappa_1} \xi \mathbb{E}(\rho''(\kappa_2 \xi Z_1 + \kappa_2 \sqrt{1 - \xi^2} Z_2)) \end{aligned} \quad (95)$$

Next we take derivative w.r.t α_2 , based on Lemma D.21, we have

$$\begin{aligned} \frac{\partial F_0}{\partial \alpha_2} = & -\tau_0 \kappa_2^2 \sqrt{1 - \xi^2} \mathbb{E}(\rho''(\kappa_2 \xi Z_1 + \kappa_2 \sqrt{1 - \xi^2} Z_2)) \\ & + \frac{\kappa_2^2 \alpha_2}{\gamma} - \frac{2\kappa_2^2}{\gamma} \mathbb{E} \left(\frac{\alpha_2 \rho'(-\kappa_1 Z_1)}{1 + \gamma \rho''(\text{Prox}_{\gamma \rho(\cdot)}(\kappa_1 \alpha_1 Z_1 + \kappa_2 \alpha_2 Z_2 + \sigma Z_3))} \right) \\ & + \tau_0 \kappa_2^2 \alpha_2 \mathbb{E}(\rho''(\kappa_1 \alpha_1 Z_1 + \kappa_2 \alpha_2 Z_2 + \sigma Z_3)) \end{aligned} \quad (96)$$

Setting $\frac{\partial F_0}{\partial \alpha_2} = 0$ and use (94), we have

$$\begin{aligned} 0 = & -\tau_0 \kappa_2^2 \sqrt{1 - \xi^2} \mathbb{E}(\rho''(\kappa_2 \xi Z_1 + \kappa_2 \sqrt{1 - \xi^2} Z_2)) \\ & + \frac{\kappa_2^2 \alpha_2}{\gamma} - \frac{\kappa_2^2 \alpha_2}{\gamma} \left[1 - \frac{1}{\delta} + \tau_0 \gamma \mathbb{E}(\rho''(\kappa_1 \alpha_1 Z_1 + \kappa_2 \alpha_2 Z_2 + \sigma Z_3)) \right] \\ & + \tau_0 \kappa_2^2 \alpha_2 \mathbb{E}(\rho''(\kappa_1 \alpha_1 Z_1 + \kappa_2 \alpha_2 Z_2 + \sigma Z_3)) \end{aligned}$$

which implies that

$$-\frac{\alpha_2}{2\delta} = \frac{1}{2}\tau_0\gamma\sqrt{1-\xi^2}\mathbb{E}(\rho''(\kappa_2\xi Z_1 + \kappa_2\sqrt{1-\xi^2}Z_2)) \quad (97)$$

Combine the result from (93)(94)(95)(97), the optima $(\sigma^*, \gamma^*, \alpha_1^*, \alpha_2^*)$ is the solution of the system of equations (98).

$$\begin{cases} \frac{\sigma^2}{2\delta} = \mathbb{E} \left[\rho'(-\kappa_1 Z_1) (\kappa_1 \alpha_1 Z_1 + \kappa_2 \alpha_2 Z_2 + \sigma Z_3 - \text{Prox}_{\gamma\rho(\cdot)}(\kappa_1 \alpha_1 Z_1 + \kappa_2 \alpha_2 Z_2 + \sigma Z_3))^2 \right] \\ 1 - \frac{1}{\delta} = \mathbb{E} \left(\frac{2\rho'(-\kappa_1 Z_1)}{1 + \gamma\rho''(\text{Prox}_{\gamma\rho(\cdot)}(\kappa_1 \alpha_1 Z_1 + \kappa_2 \alpha_2 Z_2 + \sigma Z_3))} \right) \\ \quad - \tau_0\gamma\mathbb{E}(\rho''(\kappa_1 \alpha_1 Z_1 + \kappa_2 \alpha_2 Z_2 + \sigma Z_3)) \\ -\frac{\alpha_1}{2\delta} = \mathbb{E} [\rho''(-\kappa_1 Z_1) \text{Prox}_{\gamma\rho(\cdot)}(\kappa_1 \alpha_1 Z_1 + \kappa_2 \alpha_2 Z_2 + \sigma Z_3)] \\ \quad - \frac{1}{2}\tau_0\gamma\frac{\kappa_2}{\kappa_1}\xi\mathbb{E}(\rho''(\kappa_2\xi Z_1 + \kappa_2\sqrt{1-\xi^2}Z_2)) \\ -\frac{\alpha_2}{2\delta} = \frac{1}{2}\tau_0\gamma\sqrt{1-\xi^2}\mathbb{E}(\rho''(\kappa_2\xi Z_1 + \kappa_2\sqrt{1-\xi^2}Z_2)) \end{cases} \quad (98)$$

We can then state the following conjecture on the pSRE with infinite informative auxiliary data. It is clear that Conjecture 4.4 is a limiting version of this conjecture with $\kappa_2 = \xi = 0$.

Conjecture D.24. Consider the pSRE defined in (3). Suppose Conditions (6, 7) hold and auxiliary data generation satisfies $\mathbf{X}^* \sim \mathcal{N}(\mathbf{0}, \mathbf{I}_p)$ and $Y^* | \mathbf{X}^* \sim \text{Bern}(\rho'(\mathbf{X}_i^\top \boldsymbol{\beta}_s))$. The empirical distribution of $\sqrt{p}\boldsymbol{\beta}_0$ converges weakly to a distribution Π_2 , i.e., $\frac{1}{p} \sum_{j=1}^p \chi_{\sqrt{p}\boldsymbol{\beta}_{0,j}} \rightarrow \Pi$ with a finite second moment. Additionally, there are constants $\kappa_1 > 0$, $\kappa_2 > 0$, and $\xi \in [0, 1)$ such that $\lim_{p \rightarrow \infty} \|\boldsymbol{\beta}_0\|^2 = \kappa_1^2$, $\lim_{p \rightarrow \infty} \|\boldsymbol{\beta}_s\|^2 = \kappa_2^2$ and $\lim_{p \rightarrow \infty} \frac{1}{\|\boldsymbol{\beta}_0\| \|\boldsymbol{\beta}_s\|} \langle \boldsymbol{\beta}_0, \boldsymbol{\beta}_s \rangle = \xi$. Assume the parameters $\delta, \kappa_1, \kappa_2, \tau_0$, and ξ are such that the system of equations (98) has a unique solution $(\alpha_1^*, \alpha_2^*, \sigma^*, \gamma^*)$. Then, as $p \rightarrow \infty$, for any locally-Lipschitz function $\Psi : \mathbb{R} \times \mathbb{R} \rightarrow \mathbb{R}$, we have,

$$\frac{1}{p} \sum_{j=1}^p \Psi \left(\sqrt{p}[\hat{\boldsymbol{\beta}}_{M,j} - \alpha_1^* \boldsymbol{\beta}_{0,j} - \frac{\alpha_2^*}{\sqrt{1-\xi^2}}(\boldsymbol{\beta}_{s,j} - \xi \frac{\kappa_2}{\kappa_1} \boldsymbol{\beta}_{0,j})], \sqrt{p}\boldsymbol{\beta}_{0,j} \right) \xrightarrow{\mathbb{P}} \mathbb{E}[\Psi(\sigma_* Z, \beta)]$$

where $Z \sim \mathcal{N}(0, 1)$, is independent of $\beta \sim \Pi(\beta)$.

D.9 Limiting Predictive deviance and Generalization error

Theorem 4.1 also suggests the convergence of two quantities regarding the prediction performance of the SRE—specifically, the generalization error and the predictive deviance. Let (\mathbf{X}_T, Y_T) be a pair of future data sampled from the same population as the observed data. Given the covariate vector \mathbf{X}_T and the SRE $\hat{\boldsymbol{\beta}}_M$, the binary prediction is $\hat{Y} = \mathbf{1}\{\mathbf{X}_T^\top \hat{\boldsymbol{\beta}}_M \geq 0\}$. The following convergence of the generalization error holds:

$$\mathbb{E}_T[\mathbf{1}\{\hat{Y} \neq Y_T\}] \xrightarrow{\mathbb{P}} \mathbb{E}[\mathbf{1}\{Y_1 \neq Y_2\}],$$

where \mathbb{E}_T is averaging over the randomness in (\mathbf{X}_T, Y_T) and $Y_1 = \mathbf{1}\{\sigma_* Z_1 + \alpha_* \kappa_1 Z_2 \geq 0\}$, $Y_2 \sim \text{Bern}(\rho'(\kappa_1 Z_2))$ for i.i.d. standard normal variables Z_1 and Z_2 . Furthermore, the predictive probability for Y_T is $\rho'(\mathbf{X}_T^\top \hat{\boldsymbol{\beta}}_M)$ and we have the following convergence of the predictive deviance:

$$\mathbb{E}_T \left[D(Y_T, \rho'(\mathbf{X}_T^\top \hat{\boldsymbol{\beta}}_M)) \right] \xrightarrow{\mathbb{P}} \mathbb{E} \left[D(\rho'(\kappa_1 Z_2), \rho'(\sigma_* Z_1 + \alpha_* \kappa_1 Z_2)) \right],$$

where the deviance is $D(a, b) = a \log(a/b) + (1-a) \log((1-a)/(1-b))$ with the convention that $0 \log(0) := 0$. In the supplementary material, we present the proof details below and provide a numerical illustration in Appendix B.3.2.

To begin with, we recall from Condition 7 and Theorem 4.1 that the following convergences hold:

$$\begin{aligned} \|\beta_0\|_2^2 &\xrightarrow{\mathbb{P}} \kappa_1^2, \\ \|\hat{\beta}_M\|_2^2 &\xrightarrow{\mathbb{P}} \alpha_*^2 \kappa_1^2 + \sigma_*^2, \\ \frac{\hat{\beta}_M^\top \beta_0}{\|\hat{\beta}_M\|_2 \|\beta_0\|_2} &\xrightarrow{\mathbb{P}} \frac{\alpha_* \kappa_1}{\sqrt{\alpha_*^2 \kappa_1^2 + \sigma_*^2}}. \end{aligned} \quad (99)$$

D.9.1 Limit of generalization error

Let (\mathbf{X}_T, Y_T) be a pair of future data sampled from the same population as the observed data, i.e., $\mathbf{X}_T \sim N(0, \mathbb{I}_p)$, $Y_T \sim \text{Bern}(\rho'(\mathbf{X}_T^\top \beta_0))$. Given the covariate vector \mathbf{X}_T and the SRE $\hat{\beta}_M$, the binary prediction is given by $\hat{Y} = \mathbf{1}\{\mathbf{X}_T^\top \hat{\beta}_M \geq 0\}$. We will use \mathbb{E}_T to denote the expectation w.r.t. (\mathbf{X}_T, Y_T) . Therefore, $\mathbb{E}_T[\mathbf{1}\{\hat{Y} \neq Y_T\}]$ is a random variable where randomness comes from $\hat{\beta}_M$.

We first simplify $\mathbb{E}_T[\mathbf{1}\{\hat{Y} \neq Y_T\}]$ as follows:

$$\begin{aligned} \mathbb{E}_T[\mathbf{1}\{\hat{Y} \neq Y_T\}] &= \mathbb{E}_{\mathbf{X}_T} \left[\mathbb{E}_T \left(\mathbf{1}\{Y_T \neq \mathbf{1}\{\mathbf{X}_T^\top \hat{\beta}_M \geq 0\}\} \mid \mathbf{X}_T \right) \right] \\ &= \mathbb{E}_{\mathbf{X}_T} \left[\rho'(\mathbf{X}_T^\top \beta_0) \mathbf{1}\{\mathbf{X}_T^\top \hat{\beta}_M < 0\} + (1 - \rho'(\mathbf{X}_T^\top \beta_0)) \mathbf{1}\{\mathbf{X}_T^\top \hat{\beta}_M \geq 0\} \right]. \end{aligned} \quad (100)$$

The evaluation of the second equation in (100) relies on the following characterizations of $\mathbf{X}_T^\top \beta_0$ and $\mathbf{X}_T^\top \hat{\beta}_M$. Let Z_1, Z_2 be two independent standard normal random variables. We introduce two random variables:

$$\begin{aligned} W_1 &:= \|\beta_0\|_2 Z_1, \\ W_2 &:= \frac{1}{\|\beta_0\|_2} \beta_0^\top \hat{\beta}_M Z_1 + \sqrt{\|\hat{\beta}_M\|_2^2 - \left(\frac{1}{\|\beta_0\|_2} \beta_0^\top \hat{\beta}_M \right)^2} Z_2. \end{aligned}$$

This construction of (W_1, W_2) preserves the conditional distribution of $(\mathbf{X}_T^\top \beta_0, \mathbf{X}_T^\top \hat{\beta}_M)$ given the actual observed data, i.e.,

$$\begin{aligned} W_1 &\sim N(0, \|\beta_0\|_2^2), \quad W_2 \sim N(0, \|\hat{\beta}_M\|_2^2), \quad \text{Cov}(\mathbf{X}_T^\top \beta_0, W_2) = \beta_0^\top \hat{\beta}_M, \\ \mathbf{X}_T^\top \beta_0 &\sim N(0, \|\beta_0\|_2^2), \quad \mathbf{X}_T^\top \hat{\beta}_M \sim N(0, \|\hat{\beta}_M\|_2^2), \quad \text{Cov}(\mathbf{X}_T^\top \beta_0, \mathbf{X}_T^\top \hat{\beta}_M) = \beta_0^\top \hat{\beta}_M. \end{aligned}$$

Since $(W_1, W_2) \stackrel{D}{=} (\mathbf{X}_T^\top \beta_0, \mathbf{X}_T^\top \hat{\beta}_M)$ conditioning on the observed data, we can evaluate the second equation in (100) as follows:

$$\begin{aligned} &\mathbb{E}_{\mathbf{X}_T} \left[\rho'(\mathbf{X}_T^\top \beta_0) \mathbf{1}\{\mathbf{X}_T^\top \hat{\beta}_M < 0\} + (1 - \rho'(\mathbf{X}_T^\top \beta_0)) \mathbf{1}\{\mathbf{X}_T^\top \hat{\beta}_M \geq 0\} \right] \\ &= \mathbb{E}_{(W_1, W_2)} \left[\rho'(W_1) \mathbf{1}\{W_2 < 0\} + (1 - \rho'(W_1)) \mathbf{1}\{W_2 \geq 0\} \right] \\ &= \mathbb{E}_{(Z_1, Z_2)} \left[\rho'(\|\beta_0\|_2 Z_1) \mathbf{1} \left\{ \frac{1}{\|\beta_0\|_2} \beta_0^\top \hat{\beta}_M Z_1 + \sqrt{\|\hat{\beta}_M\|_2^2 - \left(\frac{1}{\|\beta_0\|_2} \beta_0^\top \hat{\beta}_M \right)^2} Z_2 < 0 \right\} \right. \\ &\quad \left. + (1 - \rho'(\|\beta_0\|_2 Z_1)) \mathbf{1} \left\{ \frac{1}{\|\beta_0\|_2} \beta_0^\top \hat{\beta}_M Z_1 + \sqrt{\|\hat{\beta}_M\|_2^2 - \left(\frac{1}{\|\beta_0\|_2} \beta_0^\top \hat{\beta}_M \right)^2} Z_2 \geq 0 \right\} \right] \end{aligned} \quad (101)$$

$$\begin{aligned}
 &= \mathbb{E}_{Z_1} \left[\rho'(\|\beta_0\|_2 Z_1) \Phi \left(-\frac{\beta_0^\top \hat{\beta}_M}{\sqrt{\|\beta_0\|^2 \|\hat{\beta}_M\|^2 - (\beta_0^\top \hat{\beta}_M)^2}} Z_1 \right) \right. \\
 &\quad \left. + (1 - \rho'(\|\beta_0\|_2 Z_1)) \Phi \left(\frac{\beta_0^\top \hat{\beta}_M}{\sqrt{\|\beta_0\|^2 \|\hat{\beta}_M\|^2 - (\beta_0^\top \hat{\beta}_M)^2}} Z_1 \right) \right] \\
 &= \mathbb{E}_{Z_1} [\rho'(a_1 Z_1) \Phi(-a_2 Z_1)] + \mathbb{E}_{Z_1} [(1 - \rho'(a_1 Z_1)) \Phi(a_2 Z_1)],
 \end{aligned}$$

where we use the shorthands $a_1 := \|\beta_0\|_2$ and $a_2 := \beta_0^\top \hat{\beta}_M / \sqrt{\|\beta_0\|^2 \|\hat{\beta}_M\|^2 - (\beta_0^\top \hat{\beta}_M)^2}$ to simplify the notation.

Next we will study the convergence of $\mathbb{E}_{Z_1} [\rho'(a_1 Z_1) \Phi(-a_2 Z_1)]$; the convergence of $\mathbb{E}_{Z_1} [(1 - \rho'(a_1 Z_1)) \Phi(a_2 Z_1)]$ can be showed using the same argument. Note that

$$\mathbb{E}_{Z_1} [\rho'(a_1 Z_1) \Phi(-a_2 Z_1)] = \int_{-\infty}^{\infty} [\rho'(a_1 z) \Phi(-a_2 z) \phi(z) dz].$$

We will show $\mathbb{E}_{Z_1} [\rho'(a_1 Z_1) \Phi(-a_2 Z_1)]$ converges in probability to $\mathbb{E}_{Z_1} [\rho'(\kappa_1 Z_1) \Phi(-\alpha_* \kappa_1 / \sigma_* Z_1)]$. Let $\mathbf{v} = (v_1, v_2)$ be a two-dimensional vector. We define the function $h(\mathbf{v}, z) := \rho'(v_1 z) \Phi(-v_2 z) \phi(z)$, which is continuous with respect to \mathbf{v} for any $z \in \mathbb{R}$. Furthermore, $|h(\mathbf{v}, z)| \leq \phi(z)$ for any $z \in \mathbb{R}$. By Dominated Convergence Theorem, the function $g(\mathbf{v}) := \int_{-\infty}^{\infty} h(\mathbf{v}, z) dz$ is continuous with respect to \mathbf{v} . According to (99) and applying Slutsky's theorem, we conclude that

$$\mathbf{a} := \begin{pmatrix} a_1 \\ a_2 \end{pmatrix} = \begin{pmatrix} \|\beta_0\|_2 \\ \beta_0^\top \hat{\beta}_M / \sqrt{\|\beta_0\|^2 \|\hat{\beta}_M\|^2 - (\beta_0^\top \hat{\beta}_M)^2} \end{pmatrix} \xrightarrow{\mathbb{P}} \begin{pmatrix} \kappa_1 \\ \alpha_* \kappa_1 / \sigma_* \end{pmatrix} := \mathbf{a}_*.$$

By the continuous mapping theorem, we have $g(\mathbf{a}) \xrightarrow{\mathbb{P}} g(\mathbf{a}_*)$, i.e.,

$$\mathbb{E}_{Z_1} [\rho'(a_1 Z_1) \Phi(-a_2 Z_1)] \xrightarrow{\mathbb{P}} \mathbb{E}_{Z_1} [\rho'(\kappa_1 Z_1) \Phi(-\alpha_* \kappa_1 / \sigma_* Z_1)]. \quad (102)$$

Similarly, we can show

$$\mathbb{E}_{Z_1} [(1 - \rho'(a_1 Z_1)) \Phi(a_2 Z_1)] \xrightarrow{\mathbb{P}} \mathbb{E}_{Z_1} [(1 - \rho'(\kappa_1 Z_1)) \Phi(\alpha_* \kappa_1 / \sigma_* Z_1)]. \quad (103)$$

Based on (100), (101), (102) and (103), the following convergence of the generalization error holds:

$$\mathbb{E}_T[\mathbf{1}\{\hat{Y} \neq Y_T\}] \xrightarrow{\mathbb{P}} \mathbb{E}_{Z_1} [\rho'(\kappa_1 Z_1) \Phi(-\alpha_* \kappa_1 / \sigma_* Z_1)] + \mathbb{E}_{Z_1} [(1 - \rho'(\kappa_1 Z_1)) \Phi(\alpha_* \kappa_1 / \sigma_* Z_1)]. \quad (104)$$

The further simplify, the right-hand side of (104) can be expressed as $\mathbb{E}[\mathbf{1}\{Y_1 \neq Y_2\}]$, where $Y_1 = \mathbf{1}\{\sigma_* Z_1 + \alpha_* \kappa_1 Z_2 \geq 0\}$, $Y_2 \sim \text{Bern}(\rho'(\kappa_1 Z_2))$.

D.9.2 Limit of predictive deviance

We will use a similar argument as in Section D.9.1 to show the following convergence of the predictive deviance:

$$\mathbb{E}_T [D(Y_T, \rho'(\mathbf{X}_T^\top \hat{\beta}_M))] \xrightarrow{\mathbb{P}} \mathbb{E} [D(\rho'(\kappa_1 Z_1), \rho'(\sigma_* Z_2 + \alpha_* \kappa_1 Z_1))],$$

where the deviance is $D(a, b) = a \log(a/b) + (1 - a) \log((1 - a)/(1 - b))$ with the convention that $0 \log 0 := 0$. To prove this convergence, we first simplify $\mathbb{E}_T [D(Y_T, \rho'(\mathbf{X}_T^\top \hat{\beta}_M))]$ as follows:

$$\begin{aligned}
 \mathbb{E}_T [D(Y_T, \rho'(\mathbf{X}_T^\top \hat{\beta}_M))] &= -\mathbb{E}_T [Y_T \log(\rho'(\mathbf{X}_T^\top \hat{\beta}_M)) + (1 - Y_T) \log(1 - \rho'(\mathbf{X}_T^\top \hat{\beta}_M))] \\
 &= \mathbb{E}_T [\log(1 + \exp(\mathbf{X}_T^\top \hat{\beta}_M)) - Y_T \mathbf{X}_T^\top \hat{\beta}_M] \\
 &= \mathbb{E}_{\mathbf{X}_T} [\log(1 + \exp(\mathbf{X}_T^\top \hat{\beta}_M))] - \mathbb{E}_{\mathbf{X}_T} [\rho'(\mathbf{X}_T^\top \beta_0) \mathbf{X}_T^\top \hat{\beta}_M],
 \end{aligned} \quad (105)$$

where the first equation is because $0 \log 0 + 1 \log 1 = 0$. Based on the characterizations of $\mathbf{X}_T^\top \beta_0$ and $\mathbf{X}_T^\top \hat{\beta}_M$ we used in Section D.9.1, last equation in (105) equals to

$$\begin{aligned}
 & \mathbb{E}_{W_2} [\log(1 + \exp(W_2))] - \mathbb{E}_{(W_1, W_2)} [\rho'(W_1)W_2] \\
 &= \mathbb{E}_{Z_1} \left[\log(1 + \exp(\|\hat{\beta}_M\|_2 Z_1)) \right] \\
 & \quad - \mathbb{E}_{(Z_1, Z_2)} \left[\rho'(\|\beta_0\|_2 Z_1) \left(\frac{1}{\|\beta_0\|_2} \beta_0^\top \hat{\beta}_M Z_1 + Z_2 \sqrt{\|\hat{\beta}_M\|_2^2 - \left(\frac{1}{\|\beta_0\|_2} \beta_0^\top \hat{\beta}_M \right)^2} \right) \right] \\
 &= \mathbb{E}_{Z_1} \left[\log(1 + \exp(\|\hat{\beta}_M\|_2 Z_1)) \right] - \mathbb{E}_{Z_1} \left[\rho'(\|\beta_0\|_2 Z_1) \frac{1}{\|\beta_0\|_2} \beta_0^\top \hat{\beta}_M Z_1 \right].
 \end{aligned} \tag{106}$$

To apply the continuous mapping theorem, we define two functions: $h_2(x, z) = \log(1 + \exp(xz))\phi(z)$ and $h_3(y_1, y_2, z) = \rho'(y_1 z) y_2 z \phi(z)$. We need to show function $g_2(x) = \int_{-\infty}^{\infty} h_2(x, z) dz$ is continuous with respect to $x > 0$ and function $g_3(y_1, y_2) = \int_{-\infty}^{\infty} h_3(y_1, y_2, z) dz$ is continuous with respect to (y_1, y_2) , where $y_1 > 0, y_2 \in \mathbb{R}$. Noted that h_2 and h_3 are continuous. Furthermore, based on the uniform boundedness that $\|\hat{\beta}_M\| \leq c_1$ indicated in (39) and the two inequalities $\log(1 + \exp(t)) \leq |t| + \log(2)$ and $|\rho'(t)| \leq 1/4$, we conclude that there exist a large constant $c_1 > 0$ independent of the sample size n such that $|h_2(x, z)| \leq c_1 |z| \phi(z) + \log(2) \phi(z)$ and $|h_3(y_1, y_2, z)| \leq c_1 |z| \phi(z)$. By Dominated Convergence Theorem, the function $g_2(x)$ is continuous with respect to $x \in (0, c_1]$ and $g_3(y_1, y_2)$ is continuous with respect to (y_1, y_2) , where $y_1 > 0, -c_1 < y_2 < c_1$. According to (99) and applying Slutsky's theorem, we conclude that

$$\begin{aligned}
 & \mathbb{E}_{Z_1} \left[\log(1 + \exp(\|\hat{\beta}_M\|_2 Z_1)) \right] - \mathbb{E}_{Z_1} \left[\rho'(\|\beta_0\|_2 Z_1) \frac{1}{\|\beta_0\|_2} \beta_0^\top \hat{\beta}_M Z_1 \right] \\
 & \xrightarrow{\mathbb{P}} \mathbb{E}_{Z_1} \left[\log(1 + \exp(\sqrt{\sigma_*^2 + \alpha_*^2 \kappa_1^2} Z_1)) \right] - \mathbb{E}_{Z_1} [\rho'(\kappa_1 Z_1) \alpha_* \kappa_1 Z_1].
 \end{aligned}$$

Furthermore, we can express the limiting value as $\mathbb{E} [D(\rho'(\kappa_1 Z_1), \rho'(\sigma_* Z_2 + \alpha_* \kappa_1 Z_1))]$ by verifying their equivalence following a similar step as in (105).

D.10 Proofs for GLM

D.10.1 Proof for existence

Follows from the proof in Section D.1.

D.10.2 Proof for stability

We first prove Proposition C.2 (i):

Lemma D.25. *Suppose Condition 11 holds and K is any positive number. For any $\beta \in \mathbb{R}^p$ with bounded norm $\|\beta\|_2 \leq K$, it holds that*

$$\mathbb{E} \left(b''(\mathbf{X}^{*\top} \beta) \mathbf{X}^* \mathbf{X}^{*\top} \right) \succcurlyeq C_K I_p$$

where C_K is a positive constant that depends on K and the constant B_1 in Condition 11.

Proof of Lemma D.25. It suffices to show that for any $\|v\|_2 = 1$, $v^\top \mathbb{E} (\rho''(\mathbf{X}^{*\top} \beta) \mathbf{X}^* \mathbf{X}^{*\top}) v \geq C_K$.

Under Condition 11, we have two facts: (1) $\text{Var}(\mathbf{X}^{*\top} \beta) \leq K^2$ (2) there exist two positive constants η_0 and ρ_0 such that $\mathbb{P}(|\mathbf{X}^{*\top} v| > \eta_0) \geq \rho_0$. The second fact follows from Huang et al. (2020, Theorem 5.7). By

Chebyshev's inequality, we have $\mathbb{P}(|\mathbf{X}^{*\top}\boldsymbol{\beta}| > K/\sqrt{\rho_0/2}) \leq \rho_0/2$.

$$\begin{aligned}
 \mathbf{v}^\top \mathbb{E} \left(b''(\mathbf{X}^{*\top}\boldsymbol{\beta}) \mathbf{X}^* \mathbf{X}^{*\top} \right) \mathbf{v} &= \mathbb{E} \left(b''(\mathbf{X}^{*\top}\boldsymbol{\beta}) (\mathbf{X}^{*\top}\mathbf{v})^2 \right) \\
 &\geq \mathbb{E} \left(b''(\mathbf{X}^{*\top}\boldsymbol{\beta}) (\mathbf{X}^{*\top}\mathbf{v})^2 \mathbf{1}_{\{|\mathbf{X}^{*\top}\boldsymbol{\beta}| \leq K/\sqrt{\rho_0/2}, |\mathbf{X}^{*\top}\mathbf{v}| > \eta_0\}} \right) \\
 (\text{condition of } b'') &\geq c \left(K/\sqrt{\rho_0/2} \right) \eta_0^2 \mathbb{P} \left(|\mathbf{X}^{*\top}\boldsymbol{\beta}| \leq K/\sqrt{\rho_0/2}, |\mathbf{X}^{*\top}\mathbf{v}| > \eta_0 \right) \\
 (\text{Union bound}) &\geq c \left(K/\sqrt{\rho_0/2} \right) \eta_0^2 \left[1 - \mathbb{P}(|\mathbf{X}^{*\top}\mathbf{v}| \leq \eta_0) - \mathbb{P}(|\mathbf{X}^{*\top}\boldsymbol{\beta}| > K/\sqrt{\rho_0/2}) \right] \\
 &\geq c \left(K/\sqrt{\rho_0/2} \right) \eta_0^2 \frac{\rho_0}{2}
 \end{aligned}$$

By taking $C_K = \frac{\rho_0 \eta_0^2}{2} c \left(K/\sqrt{\rho_0/2} \right)$, we proved Lemma D.1. \square

We introduce

$$\delta_M^G(\boldsymbol{\beta}) := \mathbb{E} \left(Y^* \mathbf{X}^{*\top} \boldsymbol{\beta} - b(\mathbf{X}^{*\top} \boldsymbol{\beta}) \right) - \frac{1}{M} \sum_{i \leq M} \left(Y_i^* \mathbf{X}_i^{*\top} \boldsymbol{\beta} - b(\mathbf{X}_i^{*\top} \boldsymbol{\beta}) \right),$$

Note that Proposition C.2 (ii) is implied by the following two statements:

Result G1. There is some $\tilde{\boldsymbol{\beta}}$ lies between $\hat{\boldsymbol{\beta}}_M$ and $\hat{\boldsymbol{\beta}}_\infty$ such that

$$\|\hat{\boldsymbol{\beta}}_M^G - \hat{\boldsymbol{\beta}}_\infty^G\|_2^2 \leq \frac{\tau^2}{(\lambda_n + \tau\gamma)^2} \|\nabla \delta_M^G(\tilde{\boldsymbol{\beta}})\|_2^2,$$

where ∇ denote the gradient w.r.t to $\boldsymbol{\beta}$.

Result G2. If $\sup_{i \in [M]} \|\mathbf{X}_i^*\|_2^2 \leq V_X^2$ holds a.s., then for any positive C , it holds that

$$\mathbf{P} \left(\sup_{\boldsymbol{\beta} \in \mathcal{B}_K} \|\nabla \delta_M^G(\boldsymbol{\beta})\|_2 \geq (C+1) \frac{2LV_X}{\sqrt{M}} \right) \leq e^{-2C^2}. \quad (107)$$

Result G1 follows from same argument in the proof of Theorem 3.2. For Result G2, we aim to provide a bound on

$$Z_G := \sup_{\boldsymbol{\beta} \in \mathcal{B}_K} \|\nabla \delta_M^G(\boldsymbol{\beta})\|_2$$

The first step is to bound $\mathbb{E}(Z_G)$ and then bound the tail probability $\mathbb{P}(Z_G \geq \mathbb{E}(Z_G) + t)$ for some positive t .

Lemma D.26. Suppose Condition 10 and Condition 11 holds and $\|\mathbf{X}_i^*\|_2^2 \leq V_X^2$ for all $i \leq M$, then

$$\mathbb{E}(Z_G) \leq \frac{2LV_X}{\sqrt{M}}$$

After we have bounded the $\mathbb{E}(Z_G)$, we will need to bound the difference between Z_G and $\mathbb{E}(Z_G)$. The distance between $E(Z_G)$ and Z_G is characterized through following lemma.

Lemma D.27. Suppose Condition 10 and Condition 11 holds and $\|\mathbf{X}_i^*\|_2^2 \leq V_X^2$ for all $i \leq M$. For any $C > 0$, it holds that

$$\mathbf{P} \left(Z_G - \mathbb{E}(Z_G) \geq C \frac{2LV_X}{\sqrt{M}} \right) \leq e^{-2C^2}.$$

Based on Lemma D.26 and Lemma D.27, we conclude that

$$\mathbf{P} \left(Z_G \geq (C+1) \frac{2LV_X}{\sqrt{M}} \right) \leq e^{-2C^2},$$

which shows that

$$Z_G^2 = \sup_{\beta \in \mathcal{R}_K} \|\nabla \delta_M^G(\beta)\|_2^2 = O_p \left(\frac{V_X^2}{M} \right).$$

The rest of this section is devoted to prove Lemma D.26 and Lemma D.27.

Proof of Lemma D.26. Denote by $\mathcal{B}_1 = \{\mathbf{v} \in \mathbb{R}^p : \|\mathbf{v}\| \leq 1\}$. By the elementary identify that $\|\mathbf{u}\| = \sup_{\mathbf{v} \in \mathcal{B}_1} \{\mathbf{v}^\top \mathbf{u}\}$ for any $\mathbf{u} \in \mathbb{R}^p$, we have

$$\begin{aligned} \mathbb{E} \left(\sup_{\beta \in \mathcal{B}_K} \|\nabla \delta_M^G(\beta)\| \right) &= \mathbb{E} \left(\sup_{\beta \in \mathbb{R}^p} \left\| \frac{1}{M} \sum_{i=1}^M \left[(Y_i^* - b'(\mathbf{X}_i^{*\top} \beta)) \mathbf{X}_i^* - \mathbb{E} (Y_i^* - b'(\mathbf{X}_i^{*\top} \beta)) \mathbf{X}_i^* \right] \right\|_2 \right) \\ &= \mathbb{E} \left(\sup_{\mathbf{v} \in \mathcal{B}_1, \beta \in \mathcal{B}_K} \frac{1}{M} \sum_{i=1}^M \left[(Y_i^* - b'(\mathbf{X}_i^{*\top} \beta)) \mathbf{v}^\top \mathbf{X}_i^* - \mathbb{E} (Y_i^* - b'(\mathbf{X}_i^{*\top} \beta)) \mathbf{v}^\top \mathbf{X}_i^* \right] \right) \\ &\leq 2\mathbb{E} \sup_{\mathbf{v} \in \mathcal{B}_1, \beta \in \mathcal{B}_K} \frac{1}{M} \sum_{i=1}^M \epsilon_i \mathbf{v}^\top \mathbf{X}_i^* (Y_i^* - b'(\mathbf{X}_i^{*\top} \beta)) \quad (\text{by symmetrization}) \\ &\leq 2L\mathbb{E} \sup_{\mathbf{v} \in \mathcal{B}_1} \frac{1}{M} \sum_{i=1}^M \epsilon_i \mathbf{v}^\top \mathbf{X}_i^* \quad (\text{by contraction}) \\ &= 2L\mathbb{E} \left\| \frac{1}{M} \sum_{i=1}^M \epsilon_i \mathbf{X}_i^* \right\|_2 \\ &\leq 2L \frac{1}{M} \sqrt{\mathbb{E} \left\| \sum_{i=1}^M \epsilon_i \mathbf{X}_i^* \right\|_2^2} \leq \frac{2LV_X}{\sqrt{M}} \end{aligned}$$

with the following reasons:

- the first inequality: apply Lemma D.4 with the random vectors $U_i = (Y_i^*, \mathbf{X}_i^*)$ and the function class $\Gamma = \{\gamma_{\beta, \mathbf{v}}(U_i) = (Y_i^* - b'(\mathbf{X}_i^{*\top} \beta)) \mathbf{v}^\top \mathbf{X}_i^* : \beta \in \mathbb{R}^p, \mathbf{v} \in \mathcal{B}_1\}$;
- the second inequality: we use Lemma D.5 together with the fact that $|Y_i^* - b'(\mathbf{X}_i^{*\top} \beta)| \leq L$ because loss function ℓ_G is L-Lipschitz;
- the third inequality is due to the Cauchy-Schwarz inequality, and the last inequality is due to the independence between ϵ_i and \mathbf{X}_i^* .

□

Proof of Lemma D.27. We are going to apply Lemma D.6, Let $U_i = (\mathbf{X}_i^*, Y_i^*)$, define

$$\tilde{G}(U_1, \dots, U_M) = Z_G = \sup_{\beta \in \mathcal{B}_K} \left\| \frac{1}{M} \sum_{i=1}^M \left[(Y_i^* - b'(\mathbf{X}_i^{*\top} \beta)) \mathbf{X}_i^* - \mathbb{E} (Y_i^* - b'(\mathbf{X}_i^{*\top} \beta)) \mathbf{X}_i^* \right] \right\|_2$$

let $\tilde{U}_j = (\tilde{\mathbf{X}}_j^*, \tilde{Y}_j^*)$, we first need to bound the difference between $\tilde{G}(\mathbf{U}_1, \dots, \mathbf{U}_j, \dots, \mathbf{U}_M)$ and $\tilde{G}(\mathbf{U}_1, \dots, \tilde{\mathbf{U}}_j, \dots, \mathbf{U}_M)$.

Following the proof of Lemma D.3 together with our condition that loss function ℓ_G is L-Lipschitz, we have:

$$\tilde{G}(\mathbf{U}_1, \dots, \mathbf{U}_j, \dots, \mathbf{U}_M) - \tilde{G}(\mathbf{U}_1, \dots, \tilde{\mathbf{U}}_j, \dots, \mathbf{U}_M) \leq \frac{2LV_X}{M},$$

Applying Lemma D.6 with $c_j = \frac{2LV_X}{M}$ and $t = C \frac{2LV_X}{\sqrt{M}}$, we have

$$\mathbf{P} \left(Z_G - \mathbb{E}(Z_G) \geq C \frac{2LV_X}{\sqrt{M}} \right) \leq e^{-2C^2}.$$

□

D.10.3 Proof for consistency

Follows from the proof in Section D.3.

D.10.4 Proof for SRE boundedness: linear asymptotic regime

We first introduce an useful lemma:

Lemma D.28. *Under Condition 10, for all $y \in \mathcal{Y}$ and $\theta \in \mathbb{R}$, we have*

$$\ell_G(y, \theta) \geq \max\{0, (b'(0) - y)\theta\}$$

Proof of Lemma D.28. For any $y \in \mathcal{Y}$ and $\theta \in \mathbb{R}$, we have

$$\begin{aligned} \ell_G(y, \theta) &\geq \max\{0, \ell_G(y, 0) + \ell'_G(y, 0)\theta\} && \text{(Non-negativity and Convexity of loss)} \\ &\geq \max\{0, (b'(0) - y)\theta\} && \text{(Non-negativity of loss)} \end{aligned}$$

where $\ell'_G(y, \theta)$ denote derivative of $\ell_G(y, \theta)$ with respect to θ .

□

Recall

$$\hat{\beta}_M^G = \arg \min_{\beta \in \mathbb{R}^p} \sum_{i=1}^n \ell_G(Y_i, \mathbf{X}_i^\top \beta) + \frac{\tau}{M} \sum_{i=1}^M \ell_G(Y_i^*, \mathbf{X}_i^{*\top} \beta)$$

Note that the objective function evaluated at $\hat{\beta}_M^G$ is necessarily no greater than that evaluated at $\beta = \mathbf{0}$, which is $(n + \tau)C_y$. Together with Lemma D.28 and non-negativity of loss ℓ_G , we have

$$\frac{\tau}{M} \sum_{i=1}^M \max\{0, (b'(0) - Y_i^*) \mathbf{X}_i^{*\top} \hat{\beta}_M^G\} \leq (n + \tau)C_y \quad (108)$$

Note that the left hand side (108) can be lower bounded by

$$\|\hat{\beta}_M^G\|_2 \left(\inf_{\|\beta\|_2=1} \frac{1}{M} \sum_{i=1}^M \max\{0, (b'(0) - Y_i^*) \mathbf{X}_i^{*\top} \beta\} \right),$$

for which we have the following result.

Lemma D.29. *Under Condition 10 and Condition 11, we have*

$$\inf_{\|\beta\|=1} \frac{1}{M} \sum_{i=1}^M \max\{0, (b'(0) - Y_i^*) \mathbf{X}_i^{*\top} \beta\} \geq \frac{\varsigma \eta_0 \nu}{4} \quad (109)$$

with probability at least $1 - \exp(-c_B M) + \exp\left(-\frac{\nu^2}{2} M + p \log\left(1 + \frac{8LC_B}{\varsigma \eta_0 \nu}\right)\right)$, where c_B, C_B, η_0, ν are positive constants depend on the constants B_1 and q in Condition 11. Furthermore, for any $\beta \in \mathbb{R}^p$ with $\|\beta\|_2 = 1$

$$\mathbb{E} \max\{0, (b'(0) - Y^*) \mathbf{X}^{*\top} \beta\} \geq \varsigma \eta_0 \nu.$$

We defer the proof of Lemma D.29. Recall Condition 5 that $1 + \frac{n}{\tau} \leq C_*$. When (30) holds, we can conclude from (108) that $\|\hat{\beta}_M^G\|_2 \leq \frac{4C_* C_y}{\varsigma \eta_0 \nu}$. Suppose $M \geq \frac{4 \log(1+8LC_B/(\varsigma \eta_0 \nu))}{\nu^2} p$. Lemma D.29 implies that

$$\mathbb{P}\left(\|\hat{\beta}_M^G\|_2 \leq \frac{4C_* C_y}{\varsigma \eta_0 \nu}\right) \geq 1 - 2 \exp(-\min(c_B, \nu^2/4)M).$$

For the SRE $\hat{\beta}_\infty^G$, we have the following analogy of (29):

$$\tau \mathbb{E} \max\{0, (b'(0) - Y^*) \mathbf{X}^{*\top} \hat{\beta}_\infty^G\} \leq (n + \tau) C_y. \quad (110)$$

The left hand side can be lower bounded using Lemma D.9, which prove that

$$\|\hat{\beta}_\infty^G\|_2 \leq \frac{C_* C_y}{\varsigma \eta_0 \nu}.$$

Therefore, we complete the proof of Proposition C.4.

The rest of this section is devoted to prove Lemma D.29, which is in turn based on the following lemma.

Lemma D.30. *Suppose $\{\mathbf{X}_i^*, Y_i^*\}$ are i.i.d. copies of (\mathbf{X}^*, Y^*) generated under Condition 11. There are positive constants η_0 and ν such that for any $\beta \in \mathbb{R}^p$ with $\|\beta\|_2 = 1$, it holds that*

$$\frac{1}{M} \sum_{i=1}^M \max\{0, (b'(0) - Y_i^*) \mathbf{X}_i^{*\top} \beta\} \geq \frac{\varsigma \eta_0 \nu}{2}$$

with probability at least $1 - \exp\left(-\frac{M\nu^2}{2}\right)$.

Proof of Lemma D.30. By Huang et al. (2020, Proposition 5.11), there exist two positive constants $\eta_0, \rho_0 \in (0, 1)$ that only depend on B_1 , such that for any $\beta \in \mathbb{R}^p$ with $\|\beta\|_2 = 1$

$$\mathbb{P}(|\mathbf{X}_i^{*\top} \beta| > \eta_0) \geq \rho_0.$$

Let A_i denote the indicator of event $\{\max((b'(0) - Y_i^*) \mathbf{X}_i^{*\top} \beta, 0) > \varsigma \eta_0\}$. we will first find the lower bound of expectation of $\mathbb{E}(A_i)$ and then apply Hoeffding's inequality to guarantee $\sum_{i=1}^M A_i$ is large. By the law of total expectation, we have

$$\mathbb{P}\left(\max\{0, (b'(0) - Y_i^*) \mathbf{X}_i^{*\top} \beta\} > \varsigma \eta_0\right) = \mathbb{E}\left[\mathbb{E}\left(\mathbf{1}\left\{\max\left((b'(0) - Y_i^*) \mathbf{X}_i^{*\top} \beta, 0\right) > \varsigma \eta_0\right\} \mid \mathbf{X}_i^*\right)\right]$$

We proceed to lower bound the inner expectation first:

$$\begin{aligned}
 & \mathbb{E} \left(\mathbf{1} \left\{ \max \left((b'(0) - Y_i^*) \mathbf{X}_i^{*\top} \beta, 0 \right) > \varsigma \eta_0 \right\} \mid \mathbf{X}_i^* \right) \\
 &= \mathbb{E} \left(\mathbf{1} \left\{ (b'(0) - Y_i^*) \mathbf{X}_i^{*\top} \beta > 0, |(b'(0) - Y_i^*) \mathbf{X}_i^{*\top} \beta| > \varsigma \eta_0 \right\} \mid \mathbf{X}_i^* \right) \\
 &\geq \mathbb{E} \left(\mathbf{1} \left\{ (b'(0) - Y_i^*) \mathbf{X}_i^{*\top} \beta > 0, |(b'(0) - Y_i^*) \mathbf{X}_i^{*\top} \beta| > \varsigma \eta_0, |b'(0) - Y_i^*| \geq \varsigma \right\} \mid \mathbf{X}_i^* \right) \\
 &\geq \mathbb{E} \left(\mathbf{1} \left\{ (b'(0) - Y_i^*) \mathbf{X}_i^{*\top} \beta > 0, |\mathbf{X}_i^{*\top} \beta| > \eta_0, |b'(0) - Y_i^*| \geq \varsigma \right\} \mid \mathbf{X}_i^* \right) \\
 &= \mathbf{1} \left\{ |\mathbf{X}_i^{*\top} \beta| > \eta_0 \right\} \mathbb{E} \left(\mathbf{1} \left\{ (b'(0) - Y_i^*) \mathbf{X}_i^{*\top} \beta > 0, |b'(0) - Y_i^*| \geq \varsigma \right\} \mid \mathbf{X}_i^* \right) \\
 &\geq \mathbf{1} \left\{ |\mathbf{X}_i^{*\top} \beta| > \eta_0 \right\} \min \{ \mathbb{P}(b'(0) - Y_i^* \geq \varsigma), \mathbb{P}(-b'(0) + Y_i^* \geq \varsigma) \} \\
 &\geq q \mathbf{1} \left\{ |\mathbf{X}_i^{*\top} \beta| > \eta_0 \right\}
 \end{aligned}$$

where the last inequality is due to Condition 11. Together with $\mathbb{P}(|\mathbf{X}_i^{*\top} \beta| > \eta_0) \geq \rho_0$, we have

$$\mathbb{P} \left(\max \{0, (b'(0) - Y_i^*) \mathbf{X}_i^{*\top} \beta\} > \varsigma \eta_0 \right) \geq q \rho_0$$

Denote by $\nu = q \rho_0$. We have shown that $\mathbb{E}(A_i) \geq \nu$. By Hoeffding's inequality, $\mathbb{P} \left(\sum_{i=1}^M A_i < \frac{M\nu}{2} \right) \leq \exp(-\frac{M\nu^2}{2})$. Note that the event $\{\sum_{i=1}^M A_i \geq \frac{M\nu}{2}\}$ implies that $\sum_{i=1}^M \max \{0, (b'(0) - Y_i^*) \mathbf{X}_i^{*\top} \beta\} \geq \frac{M\nu}{2} \varsigma \eta_0$. Thus, we conclude that

$$\mathbb{P} \left(\frac{1}{M} \sum_{i=1}^M \max \{0, (b'(0) - Y_i^*) \mathbf{X}_i^{*\top} \beta\} < \frac{\nu}{2} \varsigma \eta_0 \right) \leq \exp \left(-\frac{M\nu^2}{2} \right).$$

□

Proof of Lemma D.29. Denote by \mathbb{X}^* the synthetic covariate matrix. By Huang et al. (2020, Proposition 5.12), under Condition 1, the event $E_1 := \{\|\mathbb{X}^*\|_{op} \leq C_B \sqrt{M}\}$ holds with probability at least $1 - \exp(-c_B M)$, where c_B, C_B are constant depend on B_1 .

We fixed a $\left(\frac{\varsigma \eta_0 \nu}{4LC_B}\right)$ -net \mathcal{N} to cover the unit sphere S^{p-1} . By a volume argument, $|\mathcal{N}| \leq (1 + \frac{8LC_B}{\varsigma \eta_0 \nu})^p$. Denote by E_2 the event that

$$\left\{ \frac{1}{M} \sum_{i=1}^M \max \{0, (b'(0) - Y_i^*) \mathbf{X}_i^{*\top} \beta\} \geq \frac{\varsigma \eta_0 \nu}{2} \quad \text{for all } \beta_k \in \mathcal{N} \right\}.$$

By Lemma D.10, E_2 happens with probability at least $1 - |\mathcal{N}| \exp \left(-\frac{M\nu^2}{2} \right)$.

Under the events E_1 and E_2 , for any $\|\beta\| = 1$, we can pick $\beta_1 \in \mathcal{N}$ such that $\|\beta - \beta_1\| \leq \frac{\varsigma \eta_0 \nu}{4LC_B}$. As a result, we have

$$\begin{aligned}
 & \frac{1}{M} \left(\sum_{i=1}^M \max \{0, (b'(0) - Y_i^*) \mathbf{X}_i^{*\top} \beta\} - \sum_{i=1}^M \max \{0, (b'(0) - Y_i^*) \mathbf{X}_i^{*\top} \beta_1\} \right) \\
 & \stackrel{(1)}{\leq} \frac{L}{M} \sum_{i=1}^M |\mathbf{X}_i^{*\top} (\beta - \beta_1)| \stackrel{(2)}{\leq} \frac{L}{\sqrt{M}} \|\mathbb{X}^* (\beta - \beta_1)\| \stackrel{(3)}{\leq} \frac{\varsigma \eta_0 \nu}{4C_B \sqrt{M}} \|\mathbb{X}^*\|_{op} \leq \frac{\varsigma \eta_0 \nu}{4}
 \end{aligned}$$

where the step (1) is due to the inequalities $\max(0, a) - \max(0, b) \leq |a - b|$ and $|(b'(0) - Y_i^*)| \leq L$, the step (2) is due to the generalized mean inequality, and the step (3) is due to the definition of operator norm and the fact that $\|\beta - \beta_1\| \leq \frac{\eta_0 \rho_0 \nu}{4C_B}$. We complete the proof by noticing that the union bound on the exception probabilities of E_1 and E_2 is $\exp(-c_B M) + \exp\left(-\frac{\nu^2}{2} M + p \log\left(1 + \frac{8LC_B}{\varsigma \eta_0 \nu}\right)\right)$. \square

D.10.5 Proof for exact asymptotics: linear asymptotic regime

Following the proof in Section D.5, the limit of AO is given in (111). The asymptotic behavior of the SRE is tracked by the optima of (111).

$$\max_r \min_{\sigma, \tilde{\nu}, \alpha_1, \alpha_2} \mathcal{R}(\sigma, r, \tilde{\nu}, \alpha_1, \alpha_2) \quad (111)$$

where

$$\begin{aligned} \mathcal{R}(\sigma, r, \tilde{\nu}, \alpha_1, \alpha_2) := & \mathbb{E}(M_{b(\cdot)}(\kappa_1 \alpha_1 Z_1 + \kappa_2 \alpha_2 Z_2 + \sigma Z_3 + \frac{\tilde{\nu}}{r} Y_1, \frac{\tilde{\nu}}{r})) \\ & + \tau_0 \mathbb{E}(M_{b(\cdot)}(\kappa_1 \alpha_1 Z_1 + \kappa_2 \alpha_2 Z_2 + \sigma Z_3 + \frac{\tau_0 \tilde{\nu}}{rm} Y_2, \frac{\tau_0 \tilde{\nu}}{rm})) \\ & + \tau_0 \left[-\frac{\tau_0 \tilde{\nu}}{2rm} \mathbb{E}(Y_2^2) - \kappa_1 \alpha_1 \mathbb{E}(Y_2 Z_1) - \kappa_2 \alpha_2 \mathbb{E}(Y_2 Z_2) \right] \\ & - \frac{r\sigma}{\sqrt{\delta}} + \frac{r\tilde{\nu}}{2} - \frac{\tilde{\nu}}{2r} \mathbb{E}(Y_1^2) - \kappa_1 \alpha_1 \mathbb{E}(Y_1 Z_1) \end{aligned} \quad (112)$$

where Z_1, Z_2, Z_3 are independent standard Gaussian random variables, $Y_1 \mid Z_1$ is distributed as corresponding GLM with linear predictor equal to $\kappa_1 Z_1$ and $Y_2 \mid Z_1, Z_2$ is distributed as corresponding GLM with linear predictor equal to $\kappa_2 \xi Z_1 + \kappa_2 \sqrt{1 - \xi^2} Z_2$.

References

- Abbas, W., Kumar, A. & Herbein, G. (2015), ‘The eef1a proteins: at the crossroads of oncogenesis, apoptosis, and viral infections’, *Frontiers in oncology* **5**, 137184.
- Albert, A. & Anderson, J. A. (1984), ‘On the existence of maximum likelihood estimates in logistic regression models’, *Biometrika* **71**(1), 1–10.
- Bastani, H. (2021), ‘Predicting with proxies: Transfer learning in high dimension’, *Management Science* **67**(5), 2964–2984.
- Bayati, M. & Montanari, A. (2011), ‘The dynamics of message passing on dense graphs, with applications to compressed sensing’, *IEEE Transactions on Information Theory* **57**(2), 764–785.
- Benjamini, Y. & Hochberg, Y. (1995), ‘Controlling the false discovery rate: a practical and powerful approach to multiple testing’, *Journal of the Royal statistical society: series B (Methodological)* **57**(1), 289–300.
- Benjamini, Y. & Yekutieli, D. (2001), ‘The control of the false discovery rate in multiple testing under dependency’, *Annals of statistics* pp. 1165–1188.
- Berinde, V. & Takens, F. (2007), *Iterative approximation of fixed points*, Vol. 1912, Springer.
- Bickel, P. J., Li, B., Tsybakov, A. B., van de Geer, S. A., Yu, B., Valdés, T., Rivero, C., Fan, J. & van der Vaart, A. (2006), ‘Regularization in statistics’, *Test* **15**, 271–344.
- Boucheron, S., Lugosi, G. & Massart, P. (2013), *Concentration Inequalities: A Nonasymptotic Theory of Independence*, Oxford University Press.
- URL:** <https://doi.org/10.1093/acprof:oso/9780199535255.001.0001>

- Candès, E. J. & Sur, P. (2020), ‘The phase transition for the existence of the maximum likelihood estimate in high-dimensional logistic regression’, *The Annals of Statistics* **48**(1), 27–42.
- Celentano, M., Montanari, A. & Wei, Y. (2023), ‘The lasso with general gaussian designs with applications to hypothesis testing’, *The Annals of Statistics* **51**(5), 2194–2220.
- Chen, M.-H., Ibrahim, J. G. & Shao, Q.-M. (2000), ‘Power prior distributions for generalized linear models’, *Journal of Statistical Planning and Inference* **84**(1-2), 121–137.
- Chen, X., Adityan, Guntuboyina & Zhang, Y. (2016), ‘On bayes risk lower bounds’, *Journal of Machine Learning Research* **17**(218), 1–58.
- Cover, T. M. & Thomas, J. A. (2012), *Elements of Information Theory*, John Wiley & Sons.
- Dai, C., Lin, B., Xing, X. & Liu, J. S. (2023), ‘A scale-free approach for false discovery rate control in generalized linear models’, *Journal of the American Statistical Association* pp. 1–15.
- Danskin, J. M. (1966), ‘The theory of max-min, with applications’, *SIAM Journal on Applied Mathematics* **14**(4), 641–664.
- Deng, Z., Kammoun, A. & Thrampoulidis, C. (2022), ‘A model of double descent for high-dimensional binary linear classification’, *Information and Inference: A Journal of the IMA* **11**(2), 435–495.
- Deroo, B. J. & Archer, T. K. (2001), ‘Glucocorticoid receptor activation of the $\kappa\text{b}\alpha$ promoter within chromatin’, *Molecular biology of the cell* **12**(11), 3365–3374.
- Donoho, D. L., Maleki, A. & Montanari, A. (2009), ‘Message-passing algorithms for compressed sensing’, *Proceedings of the National Academy of Sciences* **106**(45), 18914–18919.
- El Karoui, N. (2018), ‘On the impact of predictor geometry on the performance on high-dimensional ridge-regularized generalized robust regression estimators’, *Probability Theory and Related Fields* **170**, 95–175.
- El Karoui, N., Bean, D., Bickel, P. J., Lim, C. & Yu, B. (2013), ‘On robust regression with high-dimensional predictors’, *Proceedings of the National Academy of Sciences* **110**(36), 14557–14562.
- Fan, J. & Song, R. (2010), ‘Sure independence screening in generalized linear models with np-dimensionality’, *The Annals of Statistics* **38**(6), 3567–3604.
- Han, Q. & Shen, Y. (2023), ‘Universality of regularized regression estimators in high dimensions’, *The Annals of Statistics* **51**(4), 1799–1823.
- Hastie, T., Tibshirani, R. & Friedman, J. (2009), *The Elements of Statistical Learning: Data Mining, Inference, and Prediction*, Springer Science & Business Media.
- Hoffman, J. A., Papas, B. N., Trotter, K. W. & Archer, T. K. (2020), ‘Single-cell rna sequencing reveals a heterogeneous response to glucocorticoids in breast cancer cells’, *Communications biology* **3**(1), 126.
- Huang, D., Stein, N., Rubin, D. B. & Kou, S. (2020), ‘Catalytic prior distributions with application to generalized linear models’, *Proceedings of the National Academy of Sciences* **117**(22), 12004–12010.
- Huang, D., Wang, F., Rubin, D. B. & Kou, S. (2022), ‘Catalytic priors: Using synthetic data to specify prior distributions in bayesian analysis’, *arXiv:2208.14123*.
- Javanmard, A. & Soltanolkotabi, M. (2022), ‘Precise statistical analysis of classification accuracies for adversarial training’, *The Annals of Statistics* **50**(4), 2127–2156.
- Kirschke, E., Goswami, D., Southworth, D., Griffin, P. R. & Agard, D. A. (2014), ‘Glucocorticoid receptor function regulated by coordinated action of the hsp90 and hsp70 chaperone cycles’, *Cell* **157**(7), 1685–1697.
- Konis, K. (2007), Linear programming algorithms for detecting separated data in binary logistic regression models, PhD thesis, University of Oxford.

- Li, S., Cai, T. T. & Li, H. (2022), ‘Transfer learning for high-dimensional linear regression: Prediction, estimation and minimax optimality’, *Journal of the Royal Statistical Society Series B: Statistical Methodology* **84**(1), 149–173.
- Li, S., Cai, T. T. & Li, H. (2023), ‘Transfer learning in large-scale gaussian graphical models with false discovery rate control’, *Journal of the American Statistical Association* **118**(543), 2171–2183.
- Li, S., Zhang, L., Cai, T. T. & Li, H. (2023), ‘Estimation and inference for high-dimensional generalized linear models with knowledge transfer’, *Journal of the American Statistical Association* pp. 1–12.
- Liang, H. & Du, P. (2012), ‘Maximum likelihood estimation in logistic regression models with a diverging number of covariates’, *Electronic Journal of Statistics* **6**, 1838–1846.
- McDiarmid, C. et al. (1989), ‘On the method of bounded differences’, *Surveys in combinatorics* **141**(1), 148–188.
- Ortega, J. & Rheinboldt, W. (1970), *Iterative Solution of Nonlinear Equations in Several Variables*, Vol. 30, SIAM.
- Portnoy, S. (1984), ‘Asymptotic behavior of m-estimators of p regression parameters when $p/2n$ is large. i. consistency’, *The Annals of Statistics* pp. 1298–1309.
- Reeve, H. W., Cannings, T. I. & Samworth, R. J. (2021), ‘Adaptive transfer learning’, *The Annals of Statistics* **49**(6), 3618–3649.
- Rockafellar, R. T. & Wets, R. J.-B. (2009), *Variational analysis*, Vol. 317, Springer Science & Business Media.
- Salehi, F., Abbasi, E. & Hassibi, B. (2019), ‘The impact of regularization on high-dimensional logistic regression’, *Advances in Neural Information Processing Systems* **32**.
- Sherman, J. & Morrison, W. J. (1950), ‘Adjustment of an inverse matrix corresponding to a change in one element of a given matrix’, *The Annals of Mathematical Statistics* **21**(1), 124–127.
- Shi, J., Zhang, L., Zhou, D., Zhang, J., Lin, Q., Guan, W., Zhang, J., Ren, W. & Xu, G. (2018), ‘Biological function of ribosomal protein l10 on cell behavior in human epithelial ovarian cancer’, *Journal of Cancer* **9**(4), 745.
- Shorten, C. & Khoshgoftaar, T. M. (2019), ‘A survey on image data augmentation for deep learning’, *Journal of big data* **6**(1), 1–48.
- Silvapulle, M. J. & Burridge, J. (1986), ‘Existence of maximum likelihood estimates in regression models for grouped and ungrouped data’, *Journal of the Royal Statistical Society: Series B (Methodological)* **48**(1), 100–106.
- Simon, N., Friedman, J., Hastie, T. & Tibshirani, R. (2011), ‘Regularization Paths for Cox’s Proportional Hazards Model via Coordinate Descent’, *Journal of Statistical Software* **39**(5), 1–13.
- Sion, M. (1958), ‘On general minimax theorems.’, *Pacific J. Math.* **8**(4), 171–176.
- Sterzinger, P. & Kosmidis, I. (2023), ‘Diaconis-ylvisaker prior penalized likelihood for $p/n \rightarrow \kappa \in (0, 1)$ logistic regression’, *arXiv preprint arXiv:2311.07419*.
- Street, W. N., Wolberg, W. H. & Mangasarian, O. L. (1993), Nuclear feature extraction for breast tumor diagnosis, in ‘Biomedical image processing and biomedical visualization’, Vol. 1905, SPIE, pp. 861–870.
- Sur, P. & Candès, E. J. (2019), ‘A modern maximum-likelihood theory for high-dimensional logistic regression’, *Proceedings of the National Academy of Sciences* **116**(29), 14516–14525.
- Sur, P., Chen, Y. & Candès, E. J. (2019), ‘The likelihood ratio test in high-dimensional logistic regression is asymptotically a rescaled chi-square’, *Probability theory and related fields* **175**, 487–558.

- Taheri, H., Pedarsani, R. & Thrampoulidis, C. (2020), Sharp asymptotics and optimal performance for inference in binary models, *in* ‘International Conference on Artificial Intelligence and Statistics’, PMLR, pp. 3739–3749.
- Thrampoulidis, C. (2016), Recovering structured signals in high dimensions via non-smooth convex optimization: Precise performance analysis, PhD thesis, California Institute of Technology.
- Thrampoulidis, C., Abbasi, E. & Hassibi, B. (2018), ‘Precise error analysis of regularized m -estimators in high dimensions’, *IEEE Transactions on Information Theory* **64**(8), 5592–5628.
- Thrampoulidis, C., Oymak, S. & Hassibi, B. (2015), Regularized linear regression: A precise analysis of the estimation error, *in* ‘Conference on Learning Theory’, PMLR, pp. 1683–1709.
- Tian, Y. & Feng, Y. (2023), ‘Transfer learning under high-dimensional generalized linear models’, *Journal of the American Statistical Association* **118**(544), 2684–2697.
- Torrey, L. & Shavlik, J. (2010), Transfer learning, *in* ‘Handbook of research on machine learning applications and trends: algorithms, methods, and techniques’, IGI global, pp. 242–264.
- Van de Geer, S. A. (2008), ‘High-dimensional generalized linear models and the lasso’, *Annals of statistics* **36**(2), 614–645.
- Vershynin, R. (2010), ‘Introduction to the non-asymptotic analysis of random matrices’, *arXiv preprint arXiv:1011.3027*.
- Wainwright, M. J. (2014), ‘Structured regularizers for high-dimensional problems: Statistical and computational issues’, *Annual Review of Statistics and Its Application* **1**, 233–253.
- Wainwright, M. J. (2019), *High-dimensional statistics: A non-asymptotic viewpoint*, Vol. 48, Cambridge university press.
- Wang, L. (2011), ‘Gee analysis of clustered binary data with diverging number of covariates’, *Annals of Statistics* **39**(1), 389–417.
- Zhang, H. & Li, H. (2023), ‘Transfer learning with random coefficient ridge regression’, *arXiv preprint arXiv:2306.15915*.
- Zhao, Q. (2020), *Glmhd: Statistical inference in high-dimensional binary regression*. R package version 0.0.0.9000.
URL: <https://github.com/zq00/glmhd>
- Zhao, Q., Sur, P. & Candes, E. J. (2022), ‘The asymptotic distribution of the mle in high-dimensional logistic models: Arbitrary covariance’, *Bernoulli* **28**(3), 1835–1861.