

ON THE RELATION BETWEEN GRAPH RICCI CURVATURE AND COMMUNITY STRUCTURE

THEODORA BOURNI, VASILEIOS MAROULAS, SATHYANARAYANAN RENGASWAMI

ABSTRACT. The connection between curvature and topology is a very well-studied theme in the subject of differential geometry. By suitably defining curvature on networks, the study of this theme has been extended into the domain of network analysis as well. In particular, this has led to curvature-based community detection algorithms. In this paper, we reveal the relation between community structure of a network and the curvature of its edges. In particular, we give apriori bounds on the curvature of intercommunity edges of a graph.

CONTENTS

1. Introduction	1
2. Preliminaries	3
3. A Zero-Curvature Example	5
4. Proof of Main Theorem	6
5. Empirical Results	10
6. Conclusion	12
References	13

1. INTRODUCTION

The connection between curvature and topology is a fundamental question in Riemannian geometry. Notable examples include the Gauss-Bonnet theorem, which relates the curvature of a surface to its Euler characteristic, and Myer's theorem, which bounds the diameter of a manifold in terms of its curvature (see [14] for more details). Remarkably, successful definitions of curvature have been extended to graphs (Forman [7], Ollivier [19], Lin [15], Devriendt [4]), generalizing the curvature notions on Riemannian manifolds and establishing analogous connections between curvature and topology.

A crucial topological question in the study of complex networks is their community structure (See [8], [9] for a survey on community detection). This involves clustering nodes such that many edges connect nodes within the same cluster, while few edges connect nodes between different clusters. These clusters, referred to as communities, are defined based on the application at hand. This task is significant across various fields including computer science [11, 13], biology [21, 23, ?, 5],

Date: June 2024.

Key words and phrases. discrete curvature, Ollivier Ricci curvature, graph curvature, optimal transport, community structure, community detection.

chemistry[20], logistics [12, 18] , where graphs are commonly used to model real-world systems. Consequently, numerous methods based on diverse theories are available, such as partitioning algorithms and spectral methods ([8] contains a survey of commonly used algorithms.)

A recent approach to community detection draws inspiration from the geometric notion of curvature. In this paper, we employ the Ollivier-Ricci curvature (ORC), originally defined by Ollivier [19] using optimal transport theory. The essential idea is to compare the distance $d(x, y)$ between two vertices x and y to the distance between the neighbors of x and y (defined in terms of optimal transport). If the latter distance is smaller, the edge is positively curved; if greater, it is negatively curved. Negatively curved edges act as “bottlenecks,” indicating that to move from the neighbors of x to those of y , one must pass through the edge xy . This concept is applied to rewire graph neural networks in [26].

Studies such as [17] and [22] have observed that edges with positive ORC typically exist between nodes within the same community, whereas edges with negative ORC often connect nodes from different communities. This observation has been turned into a computational algorithm for community detection. [22] achieves this by sequentially deleting negatively curved edges, while [17] employs “Ricci flow with surgery” to elongate or contract edges based on their curvature, then removes the longest edges. These curvature-based methods have been shown to perform competitively against other industry-standard techniques.

A variant of ORC known as the *dynamical ORC* has been used in [10] to reveal community structures at varying scales of resolution. *Mixed membership*, where a node is allowed to belong to multiple communities has been studied in [24] and [25] (Note that these papers use flow-based approaches similar to [17].) Other curvature notions that are not based on optimal transport have also been used to attack the problem of community detection. One of the popular definitions is that of Forman [7]. Though not equivalent to Ollivier’s notion, it has the advantage of being computationally efficient, and its flow version has been used in community detection in [27]. The shortcomings of Forman’s definition have been partially mitigated by modifying its definition (while retaining computational efficiency): one such is the Augmented Forman-Ricci Curvature, which has also been shown to be effective for community detection in [6].

From a theoretical point of view, ORC has been linked to other deep properties of graphs. Besides the work of Ollivier himself, one of the earliest theoretical analyses of ORC [15], which proves several geometrical and spectral properties of the ORC. Its relation to the heat flow on graphs has been studied in [16]. The spectrum of the Laplacian is also intimately connected to ORC, and this is shown in [1]. Analyses regarding geometric properties of ORC such as flatness, rigidity have been studied in [2], [3]. In spite of the great theoretical interest in ORC and its relation to other properties of graphs, and a great practical interest in its application to community detection, there has not been a substantial amount of literature in the theoretical relation between ORC and community structure.

A basic question regarding this relationship is the following: it is observed that a single edge connecting two disjoint communities will have negative curvature, whereas a complete graph formed by all possible intercommunity edges will have positively curved edges. (This is discussed in Section 2.) Therefore, the critical question is: what is the maximum number of intercommunity edges such that

we can guarantee each one is negatively curved? More broadly, when examining two particular communities in a graph, what can we infer about the curvature of intercommunity edges? This paper aims to address this question (and more) quantitatively, as provided by the main theorem.

Theorem 1.1. *Suppose \mathcal{G} is a graph comprised of several communities. Let C_i, C_j be distinguished communities in \mathcal{G} whose sizes are m and n . Let k be the total number of edges that are either intercommunity edges between C_i and C_j , or from any other community to C_i or C_j .*

Then, if

$$k \leq \frac{-m + \sqrt{m^2 + 4(m-1)(2n-1)}}{2},$$

we have $\kappa(e) \leq 0$ for every intercommunity edge e between C_i and C_j .

In particular, if $k \leq \min_l |C_l| - 1$ where C_l are the various communities, the same conclusion holds.

We have the following when the community sizes are all the same:

Corollary 1.2. *Let \mathcal{G} be a graph as in previous theorem. Suppose in addition that all communities have the same size n . Then if $k \leq n - 1$, we have $\kappa(e) \leq 0$ for every intercommunity edge e between C_1 and C_2 .*

In the case where the graph only has two communities, we have the following:

Corollary 1.3. *Suppose \mathcal{G} is a graph comprised of only two communities C_1, C_2 whose sizes are m and n . Let k be the total number of intercommunity edges between C_1 and C_2 .*

Then, if

$$k \leq \frac{-m + \sqrt{m^2 + 4(m-1)(2n-1)}}{2},$$

we have $\kappa(e) \leq 0$ for every intercommunity edge e between C_1 and C_2 .

If $m = n$, the same conclusion holds for $k \leq n - 1$.

The paper is organized as follows. In Section 2, we do a quick review of optimal transport as it pertains to graphs, define the Ollivier-Ricci curvature of an edge of a graph, and give some examples. In Section 3, we give a key example that simultaneously motivates the claims in the paper and highlights the computational techniques used to prove the main theorem. In Section 4, we provide a proof of the main theorem and the corollaries. In Section 5, we show that the bound prescribed in the theorem is sharp, but at the same time we show experimental results that show that we have a lot of latitude even if we go beyond the theoretical limit prescribed in the theorem.

2. PRELIMINARIES

2.1. Definitions. Let $\mathcal{G} = (\mathcal{V}, \mathcal{E})$ be a graph.

- (1) A *community* of \mathcal{G} is a maximally connected subgraph of \mathcal{G} .
- (2) An edge whose endpoints lie in different communities is called an *intercommunity edge*.
- (3) An edge whose endpoints both lie inside the same community is called an *intracommunity edge*.

We remark that this is definition of community is only one of several possible definitions, but this simplifies our mathematical analysis.

2.2. Optimal Transportation on Graphs. Let μ, ν be probability measures on a graph, and let the vertices be enumerated $1, \dots, n$. A *transference plan* $\pi = (\pi_{ij})$ is an $n \times n$ matrix with nonnegative entries such that $\sum_j \pi_{ij} = \mu(i)$, and $\sum_i \pi_{ij} = \nu(j)$. More concisely, π is a joint probability distribution on $\mathcal{V} \times \mathcal{V}$ whose marginals are μ and ν . We define Π to be the set of all transference plans between μ and ν .

Closeness between two probability distributions can be measured via the *1-Wasserstein distance* (or *earthmover's distance*) which is defined as follows:

$$(1) \quad W(\mu, \nu) = W_1(\mu, \nu) := \inf_{\pi \in \Pi} \sum_{i,j} \pi_{ij} d(i, j)$$

where $d(i, j)$ is the graph distance between vertices i, j .

Proposition 2.1. *Under the metric W defined above, the set of all probability measures on \mathcal{V} is a metric space.*

Note that computing W amounts to solving a linear programming problem. Therefore, by duality, we have an equivalent formulation for W via a maximization problem. To present this formulation, we first define a *1-Lipschitz* function to be a function f such that $|f(x) - f(y)| \leq d(x, y)$. On (combinatorial) graphs, this is equivalent to insisting that the values of f on adjacent nodes do not differ by more than 1.

Proposition 2.2. *Let \mathcal{F} be the set of 1-Lipschitz functions on G . Then,*

$$(2) \quad W(\mu, \nu) = \sup_{f \in \mathcal{F}} \left\{ \sum_{z \in G} f(z) (\mu(z) - \nu(z)) \right\}$$

A function f that achieves this supremum is called a *Kantorovich potential*.

2.3. The Ollivier-Ricci Curvature. Ollivier [19] defined Ricci curvatures on general Markov chains on metric spaces, with random walks as the building blocks. The following is a simplified exposition for graphs. A *random walk* is a family of probability distributions $\{m_x\}_{x \in \mathcal{G}}$. For any $\alpha \in [0, 1]$, the α -*lazy random walk* is one where the probability measures at each node are given by

$$m_x(z) = m_x^\alpha(z) = \begin{cases} \alpha, & z = x \\ \frac{1-\alpha}{d_x}, & (zx) \in \mathcal{E} \\ 0, & \text{otherwise} \end{cases}$$

Finally, the α -*Ollivier-Ricci curvature* of an edge $e = (xy)$ is defined as

$$(3) \quad \kappa(e) = \kappa^\alpha(e) := 1 - \frac{W(m_x, m_y)}{d(x, y)}.$$

We deal with combinatorial graphs in this paper, and therefore, all edges have length 1. Thus the formula reduces to

$$(4) \quad \kappa(e) = 1 - W(m_x, m_y).$$

Example. *The intuition behind the Ollivier-Ricci curvature is captured by the following examples:*

a. An edge of the lattice \mathbf{Z}^n has curvature $\kappa = 0$. So does an edge of the cycle C_n for $n \geq 6$.

- b. An edge of the complete graph K_n has curvature $\kappa = \frac{n(1-\alpha)}{n-1} > 0$.
- c. Imagine a ‘dumbbell’ graph comprised of two communities of size m, n , joined by a single intercommunity edge. This edge has curvature $\kappa = 2(1-\alpha) \left(\frac{1}{m} + \frac{1}{n} - 1 \right)$, which is negative for all $m, n \geq 3$.

Remark. The claims in the above example can be proved by following the general strategy described here.

1. To establish an upper bound on the curvature, we need a lower bound on $W(m_x, m_y)$. This uses (2) and requires prescribing an explicit potential function.
2. To establish a lower bound on the curvature, we need an upper bound on $W(m_x, m_y)$. This uses (1) and requires prescribing an explicit transference plan.
3. If we can show that the curvature is bounded above and below by the same constant C , then the curvature equals C .

We will apply this strategy to an important nontrivial example in the next section.

3. A ZERO-CURVATURE EXAMPLE

To see what motivates the claims of this paper, we start with the case that the two communities have the same size $n \geq 3$. Consider the number of intercommunity edges below which it is guaranteed that every intercommunity edge is nonpositively curved. We show an explicit construction which suggests that this number can be no more than $n - 1$. (A proof of the sufficiency of this claim is given by the main theorem of this paper. Sharpness is given by Proposition 5.1.)

Theorem 3.1. *For communities of size (n, n) , there is a configuration of $n-1$ edges between the communities such that each intercommunity edge has zero curvature.*

Proof. We give an explicit construction. Let A, B be a complete graph on the vertices $\{a_0, \dots, a_{n-1}\}, \{b_0, \dots, b_{n-1}\}$ respectively. Add inter-community edges $a_i b_i, i = 0, \dots, n-2$ (See Figure 1 for an illustration.) We claim that every edge $a_i b_i$ has zero curvature. Indeed by symmetry, we only need to show it for one of them, say $a_0 b_0$.

-	a_{n-1}	a_1, \dots, a_{n-2}	a_0	b_0	b_1, \dots, b_{n-2}	b_{n-1}
m_{a_0}	$\frac{1-\alpha}{n}$	$\frac{1-\alpha}{n}$	α	$\frac{1-\alpha}{n}$	0	0
m_{b_0}	0	0	$\frac{1-\alpha}{n}$	α	$\frac{1-\alpha}{n}$	$\frac{1-\alpha}{n}$
f	0	-1	-1	-2	-2	$-\frac{3}{n}$

TABLE 1. A potential function for curvature lower upper bounds

To get an upper bound on the curvature, we obtain a lower bound on $W(m_{a_0}, m_{b_0})$. We use f as defined in the table 1. Applying the equation (2), an explicit calculation shows that $W(m_{a_0}, m_{b_0}) \geq 1$, which implies $\kappa(a_0 b_0) \leq 0$.

To get a lower bound on curvature, we obtain an upper bound on $W(m_{a_0}, m_{b_0})$. We use the following transference plan:

$$\pi_{a_i b_i} = \begin{cases} \alpha - \frac{1-\alpha}{n}, & i = 0 \\ \frac{1-\alpha}{n}, & i = 1, \dots, n-1 \end{cases}$$

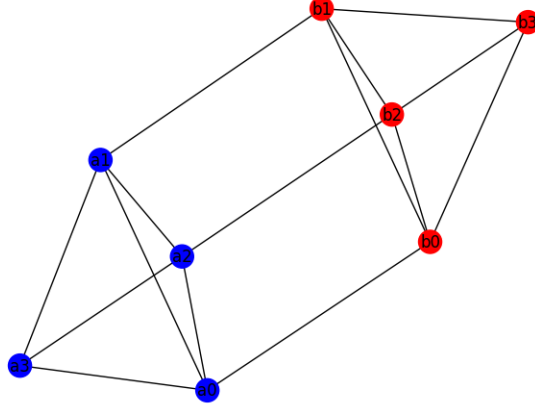


FIGURE 1. A configuration with zero curvature on all intercommunity edges

together with $\pi_{b_0 b_0} = \frac{1-\alpha}{n}$ and 0 between any other pair of vertices not specified previously. Note that the associated distances are

$$d(a_i, b_i) = \begin{cases} 1, & i = 0, \dots, n-2 \\ 3, & i = n-1 \end{cases}$$

Applying equation (1), it follows that $W(m_{a_0}, m_{b_0}) \leq 1$ and hence $\kappa(a_0 b_0) \geq 0$. Thus we conclude that

$$\kappa(a_0 b_0) = 0.$$

□

Remark. *The configuration in the previous example is not unique. Indeed, it can be shown using the same technique that the intercommunity edges in Figure 2 have curvature 0.*

4. PROOF OF MAIN THEOREM

Let \mathcal{G} be graph, and C_1, C_2 be two communities in \mathcal{G} . Suppose $e = xy \in \mathcal{E}$, $x \in C_1, y \in C_2$. We obtain an upper bound on $\kappa(e)$ by getting a lower bound on $W(m_x, m_y)$. To do so, we need a potential function. The key step is to partition the graph into several subsets on which f will be constant.

Let $C_3 = G - C_1 - C_2$, which could be a union of several communities. We partition C_1 in five subsets $\{x\}, A, B, C, J$, C_2 in $\{y\}, D, E, F, K$ and C_3 in G, H, I, L, M , which we define in the following way:

- $B = \{z \in C_1 - x : yz \in \mathcal{E}\}$
- $D = \{w \in C_2 - y : xw \in \mathcal{E}\}$
- $C = \{z \in C_1 - x - B : zw \in \mathcal{E} \text{ for some } w \in C_2\}$
- $E = \{z \in C_2 - y - D : zw \in \mathcal{E} \text{ for some } w \in C_2\}$
- $J = \{z \in C_1 - x - B - C : d(z, w) = 2, \text{ for some } w \in C_2\}$

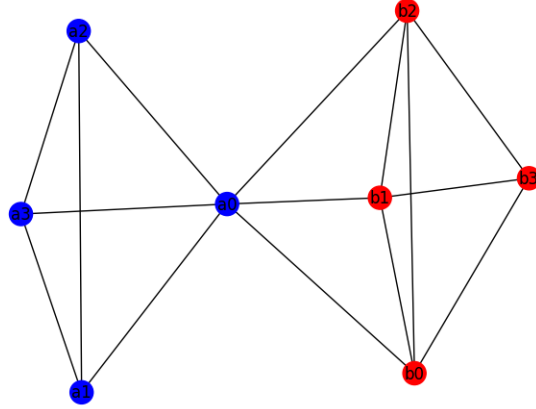


FIGURE 2. Another configuration with zero curvature on inter-community edges

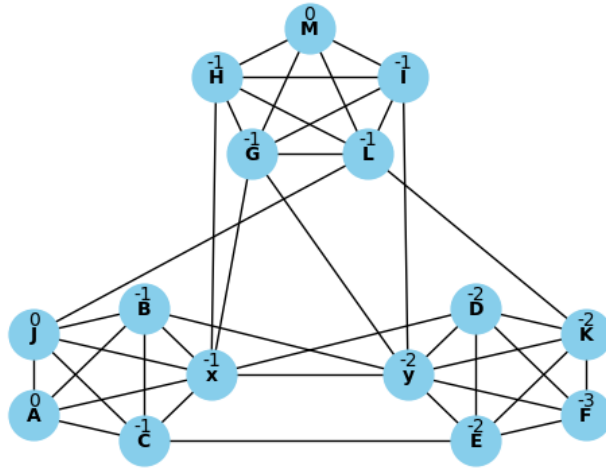


FIGURE 3. Three communities, with a potential function

- $K = \{w \in C_w - y - B - E : d(z, w) = 2, \text{ for some } z \in C_1\}$
- $A = C_1 - x - B - C - J$
- $F = C_2 - y - D - E - K$
- $G = \{v \in \mathcal{G} - C_1 - C_2 : xv, yv \in \mathcal{E}\}$
- $H = \{v \in \mathcal{G} - C_1 - C_2 - G : xv \in \mathcal{E}\}$
- $I = \{v \in \mathcal{G} - C_1 - C_2 - G : yv \in \mathcal{E}\}$
- $L = \{v \in \mathcal{G} - C_1 - C_2 - G - H - I : zv \in \mathcal{E} \text{ for some } z \in J\} = \{v \in \mathcal{G} - C_1 - C_2 : wv \in \mathcal{E} \text{ for some } w \in K\}$
- $M = \mathcal{G} - C_1 - C_2 - G - H - I - L$

This configuration, along with the values of the function f are illustrated in Figure 3. The number shown inside each “node” (or subset of \mathcal{G} to be precise) is the value of the function f . Note that we have not added all possible edges: for instance, there could be edges between A, M . The important thing is that A, J do not have neighbours in C_2 , F, K do not have neighbours in C_1 . This ensures that the function in Table 2 is 1-Lipschitz.

In Table 2 we depict the measures m_x, m_y together with the value of f . We let $\beta := 1 - \alpha$.

-	J	A	B	C	x	y	D	E	F	K	G	H	M	I	L
m_x	$\frac{\beta}{d_x}$	$\frac{\beta}{d_x}$	$\frac{\beta}{d_x}$	$\frac{\beta}{d_x}$	α	$\frac{\beta}{d_x}$	$\frac{\beta}{d_x}$	0	0	0	$\frac{\beta}{d_x}$	$\frac{\beta}{d_x}$	0	0	0
m_y	0	0	$\frac{\beta}{d_y}$	0	$\frac{\beta}{d_y}$	α	$\frac{\beta}{d_y}$	$\frac{\beta}{d_y}$	$\frac{\beta}{d_y}$	$\frac{\beta}{d_y}$	$\frac{\beta}{d_y}$	0	0	$\frac{\beta}{d_y}$	0
f	0	0	-1	-1	-1	-2	-2	-2	-3	-2	-1	-1	0	-1	-1

TABLE 2. Probabilities and potential associated with curvature of edge xy

In the following we abuse notation by conflating S with its cardinality $|S|$ where S could be any of the sets A, \dots, M . Let $W = W(m_x, m_y)$. Using (2) we have the following bound:

$$(5) \quad W \geq \alpha + (1 - \alpha) \left[\frac{-1 - C - 2 - 2D - G}{d_x} + \frac{-1 + B + 2D + 2E + 2K + 3F + G + I}{d_y} \right]$$

We also have the following constraint equations from counting nodes and edges:

$$(6) \quad \begin{aligned} A + B + C + J + 1 &= n, \\ D + E + F + K + 1 &= m, \\ n + D + G + H &= d_x, \\ m + B + G + I &= d_y. \end{aligned}$$

Equations (5) and (6) together give

$$(7) \quad W \geq \alpha + (1 - \alpha) \left[\frac{n - 1 + A + J + G + H}{d_x} + \frac{m - 1 + F}{d_y} - 1 \right].$$

Note that the lack of symmetry between x and y in the above expression is due to the lack of symmetry in the way we defined f .

Let k_1 be the number of intercommunity edges between C_1 and C_2 , and k_2 be the number of edges from C_1 or C_2 to the rest of \mathcal{G} . Then,

$$(8) \quad \begin{aligned} k_1 &\geq 1 + B + D + \max\{C, E\}, \\ k_2 &\geq 2G + H + I + \max\{J, L\} + \max\{K, L\}. \end{aligned}$$

Defining $k = k_1 + k_2$, we have

$$(9) \quad k \geq 1 + B + D + \max\{C, E\} + 2G + H + I + \max\{J, L\} + \max\{K, L\}$$

which, together with the constraint equations (6), yields

$$\begin{aligned}
 (10) \quad k + A &\geq n + D + 2G + H + I + \max\{K, L\} \\
 &= d_x + G + I + \max\{K, L\} \\
 &\geq d_x
 \end{aligned}$$

and

$$\begin{aligned}
 (11) \quad k + F &\geq m + B + 2G + H + I + \max\{J, L\} \\
 &= d_y + G + I + \max\{J, L\} \\
 &\geq d_y.
 \end{aligned}$$

Now we need to find an optimal k such that

$$\frac{n-1+A+J+G+H}{d_x} + \frac{m-1+F}{d_y} - 1 \geq \frac{k+A+J+G+H}{d_x} + \frac{k+F}{d_y} - 1,$$

which reduces to

$$\begin{aligned}
 &\frac{n-1}{d_x} + \frac{m-1}{d_y} \geq \frac{k}{d_x} + \frac{k}{d_y} \\
 \iff &(m-1)d_x + (n-1)d_y \geq k(d_x + d_y) \\
 \iff &(m-n)d_x + (n-1)(d_x + d_y) \geq k(d_x + d_y) \\
 \iff &(m-n)d_x \geq (k-n+1)(d_x + d_y) \\
 \iff &\frac{d_x}{d_x + d_y} \geq \frac{k-n+1}{m-n}
 \end{aligned}$$

Since $d_x \geq n$ and $d_x + d_y \leq n + m + k - 1$, a sufficient condition for the above to be true is

$$\frac{n}{n+m+k-1} \geq \frac{k-n+1}{m-n},$$

which results in the quadratic inequality

$$k^2 + mk - (m-1)(2n-1) \leq 0.$$

Theorem 1.1 now follows directly from this.

Proof of Corollary 1:

By letting $m = n$, we get

$$\begin{aligned}
 k &\leq \frac{-m + \sqrt{m^2 + 4(m-1)(2n-1)}}{2} \\
 &= \frac{-n + \sqrt{n^2 + 4(n-1)(2n-1)}}{2} \\
 &= \frac{-n + \sqrt{n^2 + 4(2n^2 - 3n + 1)}}{2} \\
 &= \frac{-n + \sqrt{9n^2 - 12n + 4}}{2} \\
 &= \frac{-n + 3n - 2}{2} \\
 &= n - 1. \quad \square
 \end{aligned}$$

Proof of Corollary 2:

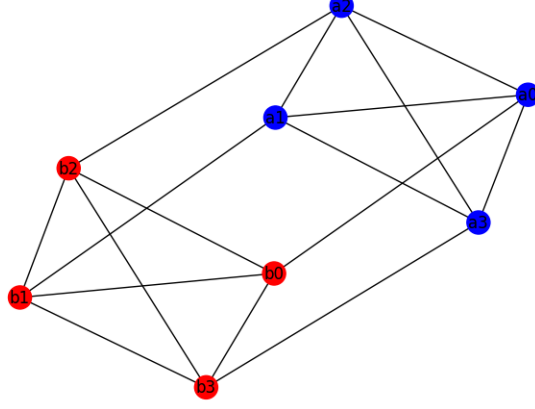


FIGURE 4. Two communities with all n intercommunity edges positively curved

In the proof of main theorem, we may assume that $G, H, L, I, M = \emptyset$. Consequently, $J, K = \emptyset$ as well, and $k_2 = 0$, and the claim follows immediately. \square

5. EMPIRICAL RESULTS

In the previous section, we gave theoretical bounds on the number of intercommunity edges that guarantee the negativity of curvatures. This bound is sharp due to the following proposition:

Proposition 5.1. *For communities of size (n, n) , there is a configuration of n edges between the communities such that each intercommunity edge has positive curvature.*

Proof. Consider the product graph of the complete graph K_n with the graph consisting of only two points joined by an edge. See Figure 4 for an illustration with $n = 4$.

We can show that edge a_0b_0 (and hence every intercommunity edge) has positive curvature. The distributions m_{a_0}, m_{b_0} are

-	a_0	a_1, \dots, a_n	b_0	b_1, \dots, b_n
m_{a_0}	α	$\frac{1-\alpha}{n}$	$\frac{1-\alpha}{n}$	0
m_{b_0}	$\frac{1-\alpha}{n}$	0	α	$\frac{1-\alpha}{n}$

Consider the transference plan

$$(12) \quad \pi_{a_i b_j} = \begin{cases} \alpha - \frac{1-\alpha}{n}, & i = j = 0 \\ \frac{1-\alpha}{n}, & i = j \neq 0 \\ 0, & i \neq j \end{cases}$$

This plan has a cost of

$$\sum_{i,j} \pi_{a_i b_j} d(a_i, b_j) = \alpha + \frac{(n-2)(1-\alpha)}{n} = 1 - \frac{2(1-\alpha)}{n}$$

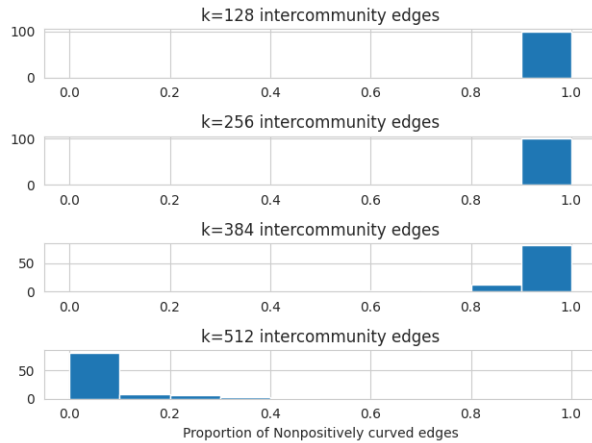


FIGURE 5. Distribution of Proportion of Nonpositively Curved Intercommunity Edges

which is an upper bound on $W(m_{a_0}, m_{b_0})$, and hence

$$\kappa(a_0 b_0) \geq \frac{2(1 - \alpha)}{n} > 0.$$

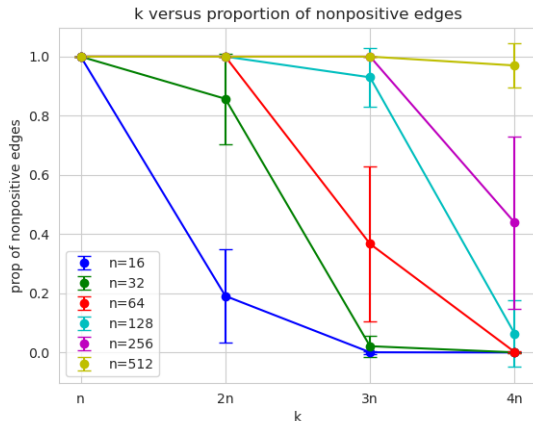
□

Even though it is theoretically possible for all edges to be positively curved when we have $k = n$ intercommunity edges, the point of the remainder of this section is to share experimental findings that indicate how unlikely such a situation is. For the sake of simplicity, we generate two-community graphs with randomly chosen intercommunity edges and observe the empirical proportion of nonpositively curved edges.

Figure 5 shows the result of one such experiment. Here, we choose the community sizes $|C_1| = |C_2| = 128$. We experiment with $k = 128, 256, 384, 512$ intercommunity edges. For each k , we generate 100 graphs where k intercommunity edges are chosen at random. In each of those random graphs, we compute the proportion $p_{\leq 0}^k$ of nonpositively curved edges. Finally, we plot $p_{\leq 0}^k$ versus its frequency of occurrence.

One notices in Figure 5 that for $k = 128, 256$, almost all edges were negatively curved in every one of the 100 randomly generated graphs. When $k = 384$, most of the edges are negatively curved. But when $k = 512$, the proportion of negatively curved edges is small.

In fact, we find something similar for different sizes. In Figure 6, we examine community sizes $n = 16, 32, 64, 128, 256, 512$. And for each n , we generate graphs with number of intercommunity edges $k = n, 2n, 3n, 4n$ and empirically find the proportion of intercommunity edges that have nonpositive curvature. For each choice of (n, k) , we generate 100 graphs at random. We plot the empirical proportion of nonpositive edges with error bars one standard deviation wide (over the 100 runs.) What we find is that for $n \geq 32$, even when we have $2n$ intercommunity edges, almost all of them are negatively curved. When $n = 512$, even when $k = 4n$ we have almost all edges negatively curved.

FIGURE 6. Proportion of Negative Edges for different k and n

6. CONCLUSION

In this paper, we have examined the relation between curvature and community structure from a theoretical point of view. In particular, we have sought to understand how the sizes of communities and the number of intercommunity edges affects the curvature of those intercommunity edges. More specifically, we have given sufficient conditions for intercommunity edges to be negatively curved. In addition, we show these requirements are sharp, in the sense that there are counterexamples as soon as we cross the cutoff. We have achieved this by exploiting two equivalent definitions of the Wasserstein distance between probability distributions, which give us concrete computational tools for proving curvature estimates.

In the experimental section of the paper, we explored how likely it is to find positively curved edges when the number of intercommunity edges k exceeds the theoretical bound. We found that as the community sizes become large, k can get much larger than the theoretical bound while most of the intercommunity edges have negative curvature. A likely explanation for this is in the estimate (7). Here we see that the Wasserstein distance is large when the “unmatched” sections A, F are large and the node degrees d_x, d_y are small. When we randomly sample intercommunity edges from the list of all possible intercommunity edges, we are less likely to sample an edge configuration where degrees are very large and the unmatched sections are very small, at least when the number of intercommunity edges is very small.

We believe that this analysis raises several interesting questions. For instance, it would be very interesting to study the curvature of intracommunity edges and obtain criteria that ensure that they are positively curved. In effect, this would provide a theoretical underpinning for curvature-based community detection via edge deletion. Another interesting direction is the analysis of curvature distribution as a function of the number of intercommunity edges. For instance, for a fixed k , let I be a random sample of k intercommunity edges from the list of all possible ones. Now we can generate a graph with I as the set of intercommunity edges. Let $\kappa_{max}(I)$ be the maximum curvature among edges in I , which we may regard as a random

variable. What is the probability distribution of κ_{max} ? How is it affected by k ? Another interesting question is one that concerns “surgery”, or edge deletion. How does the deletion of a subset of edges of a graph affect the curvature of the remaining edges? Questions of this nature provide ideal circumstances for the synthesis of tools from differential geometry, graph theory, statistics, and programming.

Acknowledgements. The work of authors SR and VM was partially supported by the US Army Research Office Grant No W911NF2110094. The work of TB was supported through grant DMS-2105026 of the National Science Foundation.

REFERENCES

- [1] Frank Bauer, Jürgen Jost, and Shiping Liu. Ollivier-ricci curvature and the spectrum of the normalized graph laplace operator, 2013.
- [2] D. Cushing, S. Kamtue, J. Koolen, S. Liu, F. Münch, and N. Peyerimhoff. Rigidity of the Bonnet-Myers inequality for graphs with respect to Ollivier Ricci curvature. *Adv. Math.*, 369:107188, 53, 2020.
- [3] David Cushing, Supanat Kamtue, Riikka Kangaslampi, Shiping Liu, and Norbert Peyerimhoff. Curvatures, graph products and Ricci flatness. *J. Graph Theory*, 96(4):522–553, 2021.
- [4] Karel Devriendt and Renaud Lambiotte. Discrete curvature on graphs from the effective resistance. *Journal of Physics: Complexity*, 3(2):025008, 2022.
- [5] Ruth Dunn, Frank Dudbridge, and Christopher M Sanderson. The use of edge-betweenness clustering to investigate biological function in protein interaction networks. *BMC bioinformatics*, 6:1–14, 2005.
- [6] Lukas Fesser, Sergio Serrano de Haro Iváñez, Karel Devriendt, Melanie Weber, and Renaud Lambiotte. Augmentations of forman’s ricci curvature and their applications in community detection. *arXiv preprint arXiv:2306.06474*, 2023.
- [7] Forman. Bochner’s method for cell complexes and combinatorial ricci curvature. *Discrete & Computational Geometry*, 29:323–374, 2003.
- [8] Santo Fortunato. Community detection in graphs. *Physics reports*, 486(3-5):75–174, 2010.
- [9] Santo Fortunato and Darko Hric. Community detection in networks: A user guide. *Physics reports*, 659:1–44, 2016.
- [10] Adam Gosztolai and Alexis Arnaudon. Unfolding the multiscale structure of networks with dynamical ollivier-ricci curvature. *Nature Communications*, 12(1):4561, 2021.
- [11] Vic Grout and Stuart Cunningham. A constrained version of a clustering algorithm for switch placement and interconnection in large networks. In *CAINE*, pages 252–257, 2006.
- [12] Roger Guimera, Stefano Mossa, Adrian Turttschi, and LA Nunes Amaral. The worldwide air transportation network: Anomalous centrality, community structure, and cities’ global roles. *Proceedings of the National Academy of Sciences*, 102(22):7794–7799, 2005.
- [13] Prasad Krishna, Nitin H Vaidya, Mainak Chatterjee, and Dhiraj K Pradhan. A cluster-based approach for routing in dynamic networks. *ACM SIGCOMM computer communication review*, 27(2):49–64, 1997.
- [14] John M Lee. *Introduction to Riemannian manifolds*, volume 2. Springer, 2018.
- [15] Yong Lin, Linyuan Lu, and Shing-Tung Yau. Ricci curvature of graphs. *Tohoku Mathematical Journal, Second Series*, 63(4):605–627, 2011.
- [16] Florentin Münch and Radosław K Wojciechowski. Ollivier ricci curvature for general graph laplacians: heat equation, laplacian comparison, non-explosion and diameter bounds. *Advances in Mathematics*, 356:106759, 2019.
- [17] Chien-Chun Ni, Yu-Yao Lin, Feng Luo, and Jie Gao. Community detection on networks with ricci flow. *Scientific reports*, 9(1):9984, 2019.
- [18] Morton E O’Kelly. A clustering approach to the planar hub location problem. *Annals of Operations Research*, 40(1):339–353, 1992.
- [19] Yann Ollivier. Ricci curvature of markov chains on metric spaces. *Journal of Functional Analysis*, 256(3):810–864, 2009.
- [20] Owen Queen, Gavin A McCarver, Saitheeraj Thatigotla, Brendan P Abolins, Cameron L Brown, Vasileios Maroulas, and Konstantinos D Vogiatzis. Polymer graph neural networks for multitask property learning. *npj Computational Materials*, 9(1):90, 2023.

- [21] Alexander W Rives and Timothy Galitski. Modular organization of cellular networks. *Proceedings of the national Academy of sciences*, 100(3):1128–1133, 2003.
- [22] Jayson Sia, Edmond Jonckheere, and Paul Bogdan. Ollivier-Ricci curvature-based method to community detection in complex networks. *Scientific reports*, 9(1):9800, 2019.
- [23] Victor Spirin and Leonid A Mirny. Protein complexes and functional modules in molecular networks. *Proceedings of the national Academy of sciences*, 100(21):12123–12128, 2003.
- [24] Yu Tian, Zachary Lubbets, and Melanie Weber. Curvature-based clustering on graphs. *arXiv preprint arXiv:2307.10155*, 2023.
- [25] Yu Tian, Zachary Lubbets, and Melanie Weber. Mixed-membership community detection via line graph curvature. In *NeurIPS Workshop on Symmetry and Geometry in Neural Representations*, pages 219–233. PMLR, 2023.
- [26] Jake Topping, Francesco Di Giovanni, Benjamin Paul Chamberlain, Xiaowen Dong, and Michael M Bronstein. Understanding over-squashing and bottlenecks on graphs via curvature. *arXiv preprint arXiv:2111.14522*, 2021.
- [27] Melanie Weber, Emil Saucan, and Jürgen Jost. Characterizing complex networks with forman-ricci curvature and associated geometric flows. *Journal of Complex Networks*, 5(4):527–550, 2017.