

Femicide Laws, Unilateral Divorce, and Abortion Decriminalization Fail to Stop Women's Killings in Mexico

Roxana Gutiérrez-Romero*

Abstract

This paper evaluates the effectiveness of femicide laws in combating gender-based killings of women, a major cause of premature female mortality globally. Focusing on Mexico, a pioneer in adopting such legislation, the paper leverages variations in the enactment of femicide laws and associated prison sentences across states. Using the difference-in-difference estimator, the analysis reveals that these laws have not significantly affected the incidence of femicides, homicides of women, or reports of women who have disappeared. These findings remain robust even when accounting for differences in prison sentencing, whether states also implemented unilateral divorce laws, or decriminalized abortion alongside femicide legislation. The results suggest that legislative measures are insufficient to address violence against women in settings where impunity prevails.

JEL: K42, K14, J13, I18

* School of Business and Management, Queen Mary University of London, r.gutierrez@qmul.ac.uk. I acknowledge funding from the Global Challenges Research Fund (GCRF) [RE-CL-2021-01] and the SBM Impact Fellowship at QMUL. I also thank Nayely Iturbe for research assistance during the early stages of this paper.

Femicides—the hate killings of girls and women because of their gender—make up a small fraction of total homicides, but their rise is deeply alarming (Koppa and Messing 2021). In 2022, the world saw approximately 243 women murdered daily, the highest annual figure in two decades (UNODC 2022). Nearly 40% of these victims were killed by intimate partners or ex-partners, making femicide one of the leading causes of premature female deaths globally (Corradi 2021; WHO 2021). While gender-based violence is a global issue, the surge in femicides is especially severe in developing regions, notably Latin America and the Caribbean. This region has experienced the fastest growth in such crimes, prompting 18 out of 33 countries to enact femicide laws aimed at confronting this public health crisis (Small Arms Survey 2018). These laws typically categorize femicides as hate crimes and impose stricter penalties than those for conventional homicides (García-Del Moral and Neumann 2019; Michelle Carrigan and Dawson 2022). Recently, European nations, including Belgium, Croatia, Cyprus, and Malta have also adopted femicide laws, with many others considering similar measures.

Despite significant public debate and international scrutiny, no comprehensive impact evaluation of femicide legislation has been conducted.¹ This paper fills that gap by analyzing the impact of Mexico’s femicide laws on the incidence of femicides, homicides of women, and cases of disappeared girls and women. Mexico provides a compelling case study due to its early adoption of femicide legislation. From 2010 to 2019, these laws were gradually implemented across the country’s 32 states, and with varying penalties. Additionally, some states also gradually implemented unilateral divorce laws, and decriminalized abortion. These combined legislative measures have the potential to reduce violence against women by granting them greater autonomy to terminate unwanted pregnancies and dissolve unwanted marriages more easily. To estimate the impact of femicide and supplementary laws, I leverage the variation in the timing of their enactment using the staggered difference-in-differences estimator as proposed by de Chaisemartin and D’Haultfoeuille (2022). In additional robustness tests, I also exploit differences in femicide prison sentences across states to assess whether harsher penalties have any differential impact.

¹ Numerous studies have monitored the trend of femicides before and since the implementation of such femicide laws (Koppa and Messing 2021; WHO 2012; Lombard 2018; García-Del Moral and Neumann 2019; Sarmiento et al. 2014; UNODC 2022; Angulo Lopez 2019; Dawson and Vega 2023). Yet, to the best of my knowledge, no rigorous impact evaluation of the effectiveness of the new legislation has been conducted.

Another compelling reason to examine Mexico is the significant increase in violence against both men and women following the country's ongoing war on drugs. The surge of violence began in 2006 when then-President Calderón launched a forceful military campaign against drug-trafficking organizations, focusing on killing or arresting major drug kingpins (Dell 2015). This approach inadvertently triggered a fragmentation of criminal groups, leading to a violent territorial struggle that has resulted in over 300,000 deaths to date. Notably, while these casualties have predominantly been men, comprising about 90% of the fatalities, there has been a significant increase in female homicides. This surge undermines the progress previously made where the female homicide rate had been halved over the preceding two decades (INMUJERES 2017). The critical question, then, is whether the subsequent femicide laws have effectively reduced the risk of women being killed in a context of ongoing armed conflict.

One pertinent concern in assessing the effectiveness of femicide laws is determining whether their phased introduction across Mexican states is exogenous, rather than being a response to a pre-existing disproportionate trend in the killing of women in certain states. The well-publicized series of murders in Ciudad Juárez during the 1990s brought gender-based violence in Mexico into the international limelight, including its portrayal in mainstream cinema. The subsequent policy response, the implementation of femicide laws, also occurred within a context enriched by the transnationalization of feminist activism in Latin America (García-Del Moral and Neumann 2019). This activism motivated 18 countries within the region to define femicide as a distinct form of hate crime against women and girls (Sarmiento et al. 2014). In Mexico, the formulation of these laws was influenced by activists within political spheres, who were able to use their legislative positions to initiate groundbreaking legal changes. Moreover, campaigns by international institutions such as the European Parliament, the United Nations, and the Inter-American Court of Human Rights, which aimed to expose and condemn the Mexican government's impunity in handling these cases, were instrumental in shaping the legislative landscape. These efforts ultimately resulted in the successful gradual enactment of femicide laws nationwide (Lagarde 2007; Lombard 2018; Dawson and Vega 2023). I demonstrate that, before the legal reforms, Mexican states exhibited varied rates of violence against women, yet they maintained similar trajectories in these offenses before the laws were enacted. This evidence supports the assumption of parallel trends, which is essential for employing a difference-in-difference estimator to provide an unbiased evaluation of the effects of the femicide laws.

Although the legal definitions of femicide have varied slightly across Mexican states, they have largely converged on a unified definition over time. Nationally, the consensus holds that, by law, femicides are cases in which female homicide victims manifest one of the following seven grim characteristics: sexual abuse, a history of violence, body left in a public place, threats received, degrading injuries inflicted before or after death, abduction before the killing, or a close relationship with the perpetrator. Unfortunately, despite the early implementation of femicide laws, the official judicial figures for femicides in the country were only released starting in 2015, a full five years after the first Mexican state enacted such laws.

Another glaring shortcoming in the official judicial figures for femicides is their notorious unreliability (Olamendi 2017). According to my estimates, a staggering 60% of these cases are misclassified as mere homicides. This systemic misclassification stems largely from local prosecutors who apply wildly inconsistent protocols when investigating these crimes (McGinnis, Rodríguez Ferreira, and Shirk 2022). The issue of misclassification is worsened by increasing murder rates of both women and men, further compounded by persistent underfunding and poor training within investigative agencies (Amnesty International 2021). Moreover, Mexico grapples with an alarming degree of impunity. By law, crimes classified as femicides and homicides must be investigated, even if they are not formally reported. Yet, between 75-95% of such cases fail to result in a conviction (Zepeda Lecuona and Jiménez Rodríguez 2019; Durán 2023).

To address the absence of reliable judicial statistics, I utilize three alternative indicators. The first two are the monthly counts of female homicides and femicides at the municipal level, which I estimate from official death certificates. Homicides derived from death certificates are routinely used in the analysis of homicidal violence and are often preferred over official judicial figures in Mexico. These certificates have also proven valuable in previous studies on femicide offering several advantages over official estimates (Olamendi 2017). To start with, death certificates are issued by authorized forensic medical services before any judicial investigation takes place, thereby largely focusing on the forensic evidence. These certificates categorize deaths as accidental, homicidal, suicidal, war-related, or due to natural causes. The certificates provide critical details, such as the presumed cause of death, signs of sexual assault, whether the body was found in a public place, and, in some cases, the identity of the suspected aggressor as reported by those close to the deceased at the time of issuance. I use this detailed information to determine whether a homicide qualifies as a potential femicide.

As a third indicator, I examine the official monthly counts of girls and women reported as disappeared, likely victims of a crime, at the municipal level. This metric is especially important due to the sharp increase in disappearances in Mexico, surpassing 100,000 cases since 2000, with a rapid rise since 2018, with women accounting for 30% of all reports.

In the evaluation of the femicide laws and supplementary policies, I consider various robustness checks, including controlling for factors that could influence violence against women. Building upon earlier economic literature on the causes of gender-based violence, I control for unemployment rates among women and men, and the number of males killed by firearms as a proxy for firearm accessibility and ongoing conflict (Meyer et al. 2024; Bobonis, González-Brenes, and Castro 2013; Haushofer et al. 2019).

The paper makes four contributions to the literature. Firstly, it reveals that the femicide laws in Mexico have not had an impact on the occurrence of femicides, homicides of women, or reported cases of disappeared girls and women. This conclusion holds in both the short-term and long-term, regardless of whether other factors associated with gender-based violence are controlled for. The findings expose the limitations of such legislation without complementary policies to address impunity.

Secondly, the results contribute to the literature on the effects of unilateral divorce laws on gender-based violence (Hoehn-Velasco and Penglase 2021; García-Ramos 2021; Daby and Moseley 2023). In Mexico, 26 out of 32 states introduced unilateral divorce laws between 2008 and 2018, overlapping with the gradual implementation of femicide laws as well. Unilateral divorce laws allow one spouse to end the marriage without the consent of the other, making the process faster and easier. Earlier studies had shown unilateral divorce laws led to a 30% increase in divorces in Mexico but did not affect female homicide rates (Hoehn-Velasco and Silverio-Murillo 2020), unlike in high-income countries (Brassiolo 2016; Stevenson and Wolfers 2006). Other studies provide compelling evidence that the unilateral divorce law in Mexico increased intimate partner violence (IPV) by 3.7 percentage points, particularly among women who remained married after the reform (García-Ramos 2021). However, none of these studies evaluated the combined effect of implementing femicide laws alongside unilateral divorce laws. This paper fills that gap, demonstrating that implementing femicide laws in tandem with unilateral divorce laws does not affect the number of femicides, homicides of women, or disappearances of girls and women.

Thirdly, the findings contribute to the literature on the potential impact of decriminalizing abortion on retaliatory violence against women. Previous studies have shown

that IPV can result in non-consensual pregnancies (Coyle et al. 2015; Pallitto, Campbell, and O'campo 2005; Pallitto et al. 2013). Paradoxically, women seeking abortions may also face a higher risk of IPV (Muratori 2021).² In our period of analysis, only two states decriminalized abortion. I focus on the case of Oaxaca, which was the only one of the two cases to have first enacted femicide laws, then enacted unilateral divorce laws, and later decriminalized abortion. The paper shows that these measures had no impact on the number of femicides, homicides of women, or reported cases of women disappearing. These results provide crucial insights for other states and countries considering the decriminalization of abortion and its potential implications for violence against women.³

Fourthly, the paper contributes to the literature on the effectiveness of increased prison sentences in preventing crimes, including gender-based violence (Koppa and Messing 2021; M Carrigan and Dawson 2020; Dawson and Vega 2023). Contrary to popular belief, not all Mexican states initially had femicide laws with harsher penalties than those for homicide. Four states initially imposed longer sentences for homicides. However, as penalties were adjusted over time, by December 2020, all states had harsher sentences for femicides, with only four having equal penalties for femicides and homicides. This diversity in sentencing practices allows for a comparative analysis, revealing that longer prison sentences do not significantly impact the incidence of femicides, homicides of women, or disappearances of women. These findings are consistent across both short-term and long-term periods and hold even when comparing the severity of sentences between femicides and homicides across different states. This aligns with existing empirical literature, which has found that harsher sanctions do not necessarily deter crime (Chalfin and McCrary 2017).

These findings suggest that legislative measures alone are insufficient in addressing the surge of violence the country has experienced. A more comprehensive approach is required, one that tackles broader socioeconomic, cultural, judicial, and conflict-related issues, as well as the injustices that allow gender-based violence to remain rampant.

² Similarly, women who choose to have abortions are more likely to have experienced domestic abuse and sexual assault compared to those who continue their pregnancies (Aston and Bewley, 2009).

³ These findings are also crucial for this case study, where, thanks to various feminist and legislative efforts, the Mexican Supreme Court unanimously declared in September 2021 that penalizing abortion is unconstitutional.

I. Background and Data

A. Surge of Femicides

During the 1990s, Ciudad Juárez, a city on Mexico's northern border, experienced hundreds of killings targeting women, known as the 'las muertas de Ciudad Juárez.' These crimes were particularly horrific, involving brutal sexual assault, often leaving the victims' naked and mutilated bodies in public places. Out of the 500 estimated victims, only 20 of the alleged perpetrators have been identified, most of whom were either intimate partners or members of organized crime (Washington Valdez 2005). The reasons for Ciudad Juárez becoming a focal point for random killings of women are still debated. High rates of gendered violence in Ciudad Juárez have been associated with factors such as drug trafficking, poverty, and corruption in law enforcement (Monárrez Fragoso 2009; Livingston 2004). The city's proximity to the US border also made the city vulnerable to criminality. This became evident during the 1980s and 1990s when manufacturing industry settled in the region to take advantage of cheap labor. The North American Free Trade Agreement (NAFTA) between Mexico, Canada, and the USA allowed for easier movement of goods and services across borders. It also created challenges in terms of deterring illegal cross-border activities, weapon smuggling, and drug-trafficking organizations (DTOs).

Mexican DTOs thrived under the Partido Revolucionario Institucional (PRI), which ruled from 1929 to 2000. They avoided major conflicts and civilian violence by paying off key security and government actors (Hernández 2014). In the 1990s, opposition victories weakened the PRI's control, culminating in the Partido Acción Nacional (PAN) winning the presidency in 2000. This shift increased violence, especially in northern states. Despite this, the national homicide rate in 2006 was a low 10 per 100,000 people (Wainwright 2017). That year, PAN's Felipe Calderón won the presidency and declared a war on drugs, deploying 45,000 troops to hotspots of violence. This militarization saw the capture or killing of 25 drug lords and 160 lieutenants in six years, doubling the numbers from previous administrations (Calderón et al. 2015). However, it also led to a surge in drug-related homicides and turf wars among organized crime, doubling the national homicide rate by 2012 to over 300,000 homicides, mostly men (88%). Killings of women became a widespread problem, rather than being limited to Ciudad Juárez.

Although some isolated news reports have mentioned women being killed for alleged connections to drug dealers (Becerril 2019; Soto and Cortés 2019), no direct link between drug-trafficking organizations and the rise in femicides has been established. In contrast, several studies have found a clear cause-and-effect relationship between the militarized

strategy against DTOs and the overall increase in homicides (Dell 2015; Calderón et al. 2015; Gutiérrez-Romero 2016).⁴ Others have found that the ongoing war on drugs in Mexico has adversely affected the educational performance of children and increased unemployment rates (Dell 2015; Gutiérrez-Romero and Oviedo 2018; Brown and Velásquez 2017). Also, the wider availability of firearms has been found to contribute to the surge of homicides in Mexico (Dube, Dube, and García-Ponce 2013). Firearms are now the leading cause of 71% of all murders, a 20-percentage point increase from the average annual homicides by firearm since 2000-2005.⁵

B. Origin of Femicide Legislation

Before the war on drugs, activists and lawmakers in Mexico had already expressed concerns about the increasing number of hate crimes and killings of women. Through the efforts of transnational feminist activists, successful campaigns brought to light the severe negligence of the Mexican government (García-Del Moral and Neumann 2019). Consequently, the European Parliament issued three condemnations regarding the Mexican government's handling of these cases, while in 2005 and 2006 the UN and the Inter-American bodies urged Mexico to criminalize femicide. In 2009, the Inter-American Court of Human Rights ruled that Mexico had failed to prevent, investigate, and prosecute the abduction, brutal rape, and murder of three young female workers in Ciudad Juárez. This ruling confirmed that Mexico had violated multiple human rights and engaged in gender discrimination. Legislator Marcela Lagarde also played a key role in this movement by leading a special commission within Congress to examine the root causes of gender-related violence in Mexico. The commission concluded that these crimes could be more accurately characterized as deliberate murders motivated by gender-based hatred. This term was originally proposed by Diana Russell (1977). Lagarde, after consulting with Russell,

⁴ The rise of overall homicides, including those of women, has also been noted in studies conducted in developing countries with ongoing or post-conflict situations (Nguyen and Le 2022; La Mattina 2017; Stojetz and Brück 2023). The burden of armed conflict on households may explain these behaviors, such as an increased likelihood of economic hardship, reduced educational opportunities, and worse outcomes in the labor market (Azariadis and Drazen 1990; Guidolin and La Ferrara 2007; Brück, Maio, and Miaari 2019).

⁵ In response, the Mexican government has filed a lawsuit against US gun manufacturers, accusing them of facilitating illegal arms sales to traffickers.

translated it as ‘feminicidio’, rather than the more generic ‘femicide’ to acknowledge that the targeted killings of women were fueled by discrimination and the complicity of the government in failing to address gender inequalities and prevent and prosecute such crimes (Lagarde 2007).⁶

In Mexico, states have the option to adopt federal criminal code laws or establish their legislation within their criminal codes. In 2010, the state of Guerrero became the first in the country to explicitly include feminicides as a criminal offense, requiring a different approach to investigation and prosecution.⁷ Then, in 2012, the federal criminal code defined feminicides as hate killings of women because of their gender, regardless of age. By 2019, all 32 Mexican states had gradually introduced legislation on feminicides in their criminal codes. The majority of states have the same criteria for classifying feminicides, although there is a wider variance in the associated prison sentences. Despite the wide use of the term feminicide in the law, and in popular discourse, holding the government accountable for addressing gender-based violence has been nearly impossible to prosecute in practice. Thus, for the rest of this article, this term will be translated into English as femicide.

C. Data on Femicide, Homicide, Divorce, and Abortion Decriminalization Legislation

A comprehensive dataset was compiled, detailing the implementation dates of femicide laws across the 32 states’ criminal codes. According to federal law, femicide refers to the killing of a girl or woman due to her gender, occurring under at least one of seven specific circumstances listed below, not ranked in any particular order. Broadly speaking, in 31 of Mexico’s 32 states, the definition of femicide has evolved to align with the definition

⁶ As a result of these efforts, the General Law for Women’s Access to a Life Free from Violence was enacted in 2007, introducing the term ‘feminicide violence’ for the first time. This law defines this type of violence as ‘misogynistic behaviors that can lead to social and legal impunity, ultimately resulting in homicide and other forms of female death’ (Secretaria de Servicios Parlamentarios, 2007, p.13).

⁷ Femicides are prosecuted ex officio, requiring immediate investigation upon incident report. The Public Ministry coordinates the investigation and identifies those responsible. Unlike first-degree murder, femicide investigations must consider factors making women vulnerable and adhere to state guidelines (Olevera Lezama 2023).

provided by federal criminal law. The only state with significant differences is Michoacán, which does not consider kidnapping as an element to classify a killing as femicide.

- Signs of sexual violence.
- Non-lethal humiliating injuries, such as mutilations, before and or after death, including acts of necrophilia.
- Harassment or threats.
- Domestic violence or violence from a family member, coworker, or schoolmate.
- A close, familial, or intimate relationship with the perpetrator.
- The body is left in a public place, such as a highway, park, or deserted area.
- Isolation or inability to communicate due to being kidnapped before death.

Before the adoption of femicide laws, six states increased prison sentences for homicides of women characterized by misogyny and gender-based hate. For these six states, the date of introducing harsher penalties for gender-based hate homicides is used as the enactment for femicide laws, as these earlier harsher penalties recognized gender discrimination. As early as 2003, the state of Chihuahua, home to Ciudad Juárez—the epicenter of the femicide debate—was the first to introduce harsher prison sentences for gender-based homicides of women. Surprisingly, Chihuahua took significantly longer than other states to formalize the femicide laws, finally doing so in October 2017 (Table A.1).

Penalties on Femicides and Homicides Laws. —The dataset compiled also records the maximum and minimum sentences for both femicides and homicides from the criminal codes of all 32 states, tracking variations over time. Under the Mexican criminal code, homicides are broadly classified into intentional and unintentional. In the robustness check section, I compare femicide penalties with those for first-degree intentional homicides (referred to as ‘calificados’ in Spanish). These first-degree homicides, involving aggravating factors such as advantage or treachery, serve as a useful benchmark for understanding the penalties murderers are likely to face in the absence of femicide laws. The homicide penalties are also imposed when proving femicide is not possible, as explicitly mentioned in several state criminal codes.

The criminal codes specify the minimum and maximum prison sentences for crimes. To derive the average prison sentences for femicides each month, I average the minimum and maximum sentences for each state. The same method is applied to calculate the average

prison sentence for homicides. Contrary to common belief, average femicide prison penalties have not always exceeded those for homicides; four states even had longer sentences for homicides (Baja California, Chihuahua, Coahuila and Tlaxcala). These penalties nonetheless have evolved. By December 2020, as shown in Figure 1, all states had longer average sentences for femicides, except for four states which had exactly the same average sentences for both crimes. Those states are Michoacán, Quintana Roo, Estado de México, and Sinaloa.⁸

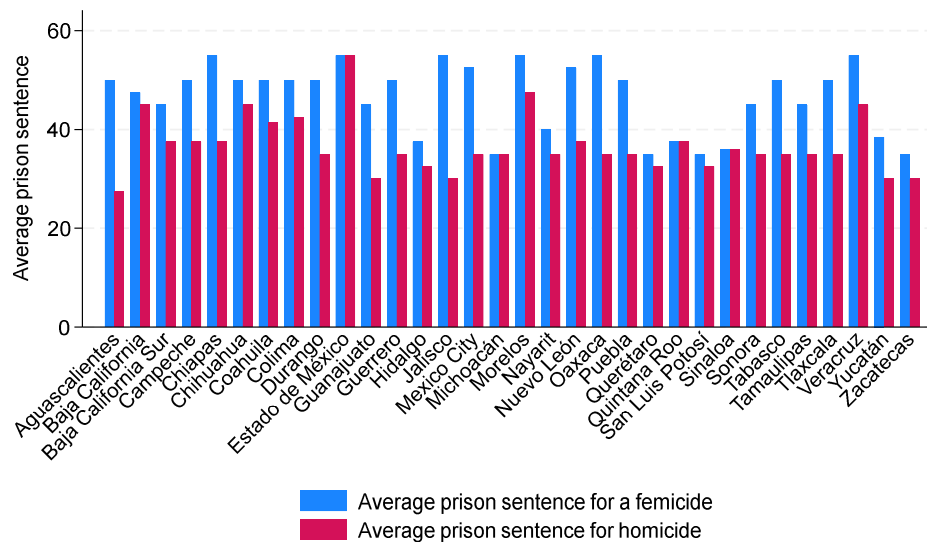


FIGURE 1. AVERAGE PRISON SENTENCES FOR FEMICIDES AND HOMICIDES FOR THE YEAR 2020

Unilateral Divorce and Decriminalization of Abortion Laws.— During the period of analysis, 2000-2020, 26 states gradually enacted unilateral divorce laws, while two states also moved to decriminalize abortion. Table A.1 details the dates when each state adopted femicide laws (or laws with enhanced penalties for gender-based homicides), decriminalized abortions, or introduced unilateral divorce laws.

⁸ In five states in the country, Estado de México, Nayarit, Durango, Oaxaca, and Sinaloa, even higher maximum prison sentences are imposed for femicides if aggravating factors are present. These factors include situations where the perpetrator had a trusted relationship with the victim. When these aggravating higher sentences are considered, the average penalty for femicides in Sinaloa and Estado de México would be higher compared to that for homicides. However, it is important to note that this increased penalty does not apply to all types of femicides.

As seen in Table A.1, Mexico City stands out as the jurisdiction that first enacted all three types of laws. The city decriminalized early-term elective abortion in 2007, introduced unilateral divorce laws a year later, and passed femicide laws in 2011. The provision of free access to elective abortions in public hospitals and clinics resulted in a decline in maternal morbidity and reduced fertility rates (Gutiérrez Vázquez and Parrado 2016; Clarke and Mühlrad 2021). Despite these promising outcomes, this progressive shift did not spur similar policy adoption elsewhere. Instead, it provoked a backlash. During the analyzed period from 2000 to 2020, only Oaxaca followed suit in decriminalizing abortion, notably doing so seven years after implementing femicide laws, and nearly two years after implementing unilateral divorce laws. Consequently, Oaxaca is analyzed separately to assess the combined impact of gradually implementing these laws following the enactment of femicide laws.

D. Data on Femicides, Homicides, and Disappearances

Mexico's official record of femicides began in 2015, as reported by the Secretariado Ejecutivo del Sistema Nacional de Seguridad Pública. This official record-keeping started five years after the femicide law was enacted in Guerrero. Due to the lack of official femicide data before the enactment of these laws and issues with data reliability, I use three alternative proxies instead.

The first two proxies refer to the number of presumed homicides of women and femicides, estimated directly from official death certificates and aggregated monthly at the municipal level from 2000 to 2020.⁹ Death certificates are issued by authorized forensic medical services before any investigation is carried out by public ministries, making this information less vulnerable to the inefficiencies of the judicial system.¹⁰ Families of the deceased are under significant pressure to obtain these certificates, as they are crucial

⁹ In response to the absence of reliable official data on femicides, various feminist groups across Latin America have taken the initiative to track these cases themselves. They primarily rely on media reports, which are relatively accessible for recent years. Additionally, a smaller subset of these groups has also used death certificates to count femicides (D'Ignazio 2024).

¹⁰ Authorized forensic medical services issue these death certificates when a death occurs in a hospital or clinic. By law, for any other death caused by an accident, violence, or likely homicide, the relevant ministry agency must be informed so that the competent authority can provide the corresponding death certificate and launch any necessary investigation.

documents required for various processes, including carrying out burials, and dealing with inheritances and life insurance (Olamendi 2017). The anonymized death certificates, used here, are publicly released by the National Institute of Statistics and Geography (INEGI).

Official death certificates do not directly differentiate whether a homicide can be categorized as a femicide. However, one can distinguish likely femicides from presumed homicides by filtering the rich information contained in these certificates using the criteria set by the femicide law. I identify femicides as those homicide victims who experienced at least one of the following four conditions: sexual assault, a kinship/trust relationship with the alleged aggressor, domestic or non-domestic violence as directly classified in the certificate, or if the body was found in a public place. These conditions are considered in both the federal criminal code and by all 32 states.

Since death certificates are completed before any investigation takes place, only 1.4% of all certificates from the years 2000 to 2020 across the entire country include information about the alleged relationship with the likely assassin. All these cases would still be classified as femicides based on the other criteria used. While death certificates serve as a useful alternative measure of femicides, it is important to acknowledge their limitations. For example, only 8.8% of victims are classified as having experienced domestic violence, and an additional 5.6% are classified as having experienced non-domestic violence. These low statistics may be because death certificates are provided by medical physicians or authorized health authorities, rather than through investigations conducted by prosecutors. As a result, partners or relatives who may provide additional information on the victim to complete their death certificate may be inclined to hide any information related to domestic violence. In such cases, if there are no additional indicators of potential femicide, these crimes will be recorded as suspected homicides in the dataset. Another limitation is that death certificates do not include information about three critical characteristics relevant to determining the likelihood of femicide, as outlined in federal and state criminal codes. These characteristics are whether the victim experienced threats, degrading wounds, or was kidnapped.¹¹ While some of these cases may already be captured within the recorded femicides, the reports of disappeared people—analyzed separately, as explained next—may also reveal additional femicide cases.

¹¹ As mentioned earlier, Michoacán is notably the only state that does not consider kidnapping as an aggravating factor.

Due to femicide legislation potentially incentivizing the concealment of women's murders, the number of disappeared women may have been affected. Consequently, as the third indicator analyzed, I use the number of reported disappeared girls, teenagers, and women who are likely victims of a crime. These records are taken from the official number of reports of disappeared people from the Registro Nacional de Personas Desaparecidas y No Localizadas (RNPДNO). Such reports can be filed by family members, friends, or anyone with knowledge of the disappearance.

Throughout the analysis of the three crime figures employed, I have deliberately refrained from considering the age of the victim. Consequently, when I refer to the killings or disappearances of women in this paper, I encompass females of all ages—whether they be girls, teenagers, or adults. I do, however, exclude fetal deaths, as the death certificates analyzed do not include these.

The robustness section introduces three control variables. These include the average unemployment rates for women and men at the state and quarterly levels. These are sourced from the National Occupation and Employment Survey (ENOE), the country's largest labor survey conducted quarterly by the National Institute of Statistics and Geography (INEGI). Additionally, I use the monthly number of male homicides by firearms, obtained from death certificates provided by INEGI, as a control.

E. Data Overview

Since 2006, there has been a noticeable increase in the overall homicide rate in the country (Figure 2). Although homicides of women account for less than 20% of all homicides, their rate, along with that of femicides, has also shown an upward trend. The rates of women and men reported as disappeared have drastically accelerated more recently since 2018. The reasons for this sudden increase are still unknown. According to Crisis Group (2024), authorities and criminal groups have recently formed pacts of mutual tolerance in certain parts of the country to limit overt violence and ease public pressure. This agreement may have contributed to the recent rise in disappearances in the country.

Figure 3 illustrates the average rate of homicides, disappeared people, and femicides during the period of analysis, 2000-2020. The highest rates of killings and disappeared people show a spatial correlation across some municipalities and states, although this is not perfect. In the appendix, Figure A.1 displays the quinquennial rate of femicides across the country from 2000 to 2020. The data highlights that a few northern cities have been

disproportionately affected; however, femicide hotspots emerged throughout the country over this period.

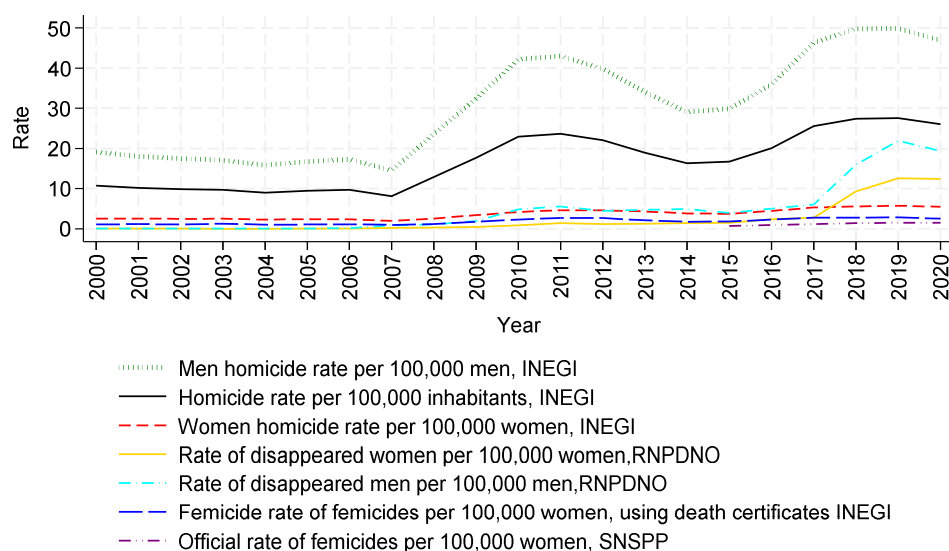


FIGURE 2. RATE OF HOMICIDES, FEMICIDES, AND DISAPPEARANCES

Notes: Homicide rates and femicide rates are calculated using death certificates available from INEGI. The rate of disappeared people is sourced from RNPDO. The population sizes for women and men used to calculate these rates are obtained from the National Population Council (CONAPO).

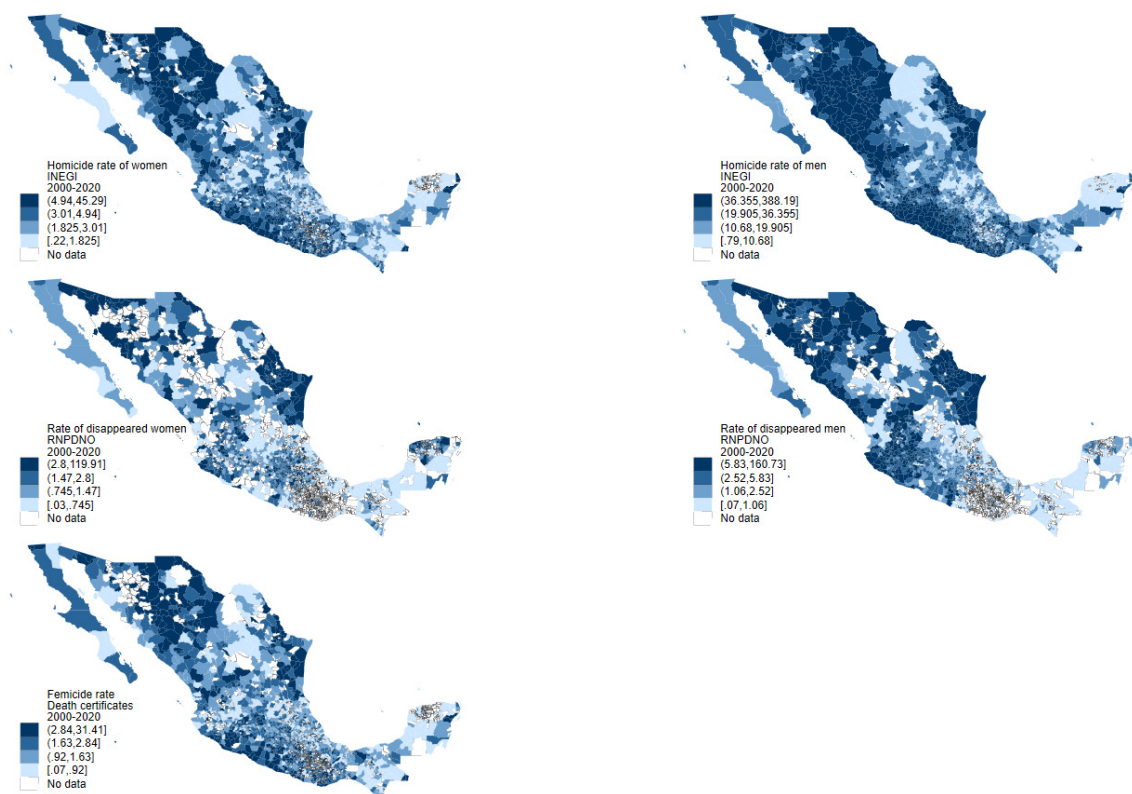


FIGURE 3. GEOGRAPHY OF AVERAGE RATE OF HOMICIDES, FEMICIDES, AND DISAPPEARED PEOPLE DURING 2000-2020

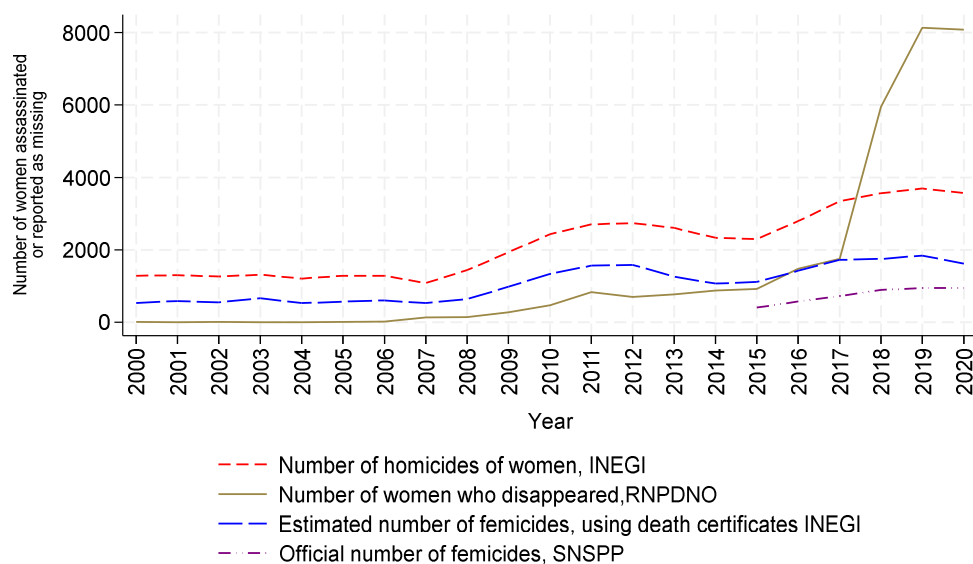


FIGURE 4. NUMBER OF HOMICIDES OF WOMEN, FEMICIDES, AND NUMBER OF DISAPPEARANCES OF WOMEN

Notes: The number of homicides and femicides are calculated using death certificates available from INEGI. The number of disappearances is sourced from RNPDO.

The high rate of killings of men and women can affect considerably the population size, especially in smaller areas. Therefore, in the remainder of the analysis, I focus on the absolute numbers of femicides, homicides of women, and cases of women reported as disappeared, rather than their rates. For example, Figure 4 shows that the proxy for femicides, based on death certificates, indicates a higher incidence of official femicides since records began, though it remains lower than the total number of reported homicides.

II. Results

To evaluate the impact of the femicide law, I use the staggered difference-in-difference (DID) estimator proposed by de Chaisemartin and D'Haultfoeuille (2022). As shown in equation (1) this estimator, denoted as $DID_{g,l}$ compares the evolution of an outcome variable, Y , at time periods, t , between groups, g , that have been treated, D , and those who have not yet been treated from period F_g-1 to F_g+l . The outcome of interest, Y , is the number of femicides, homicides of women, or disappearances of women, measured monthly at the municipal level. Treatment D refers to whether municipalities are in states that have enacted femicide laws. States that concurrently enacted unilateral divorce laws or decriminalized abortions are analyzed separately.

For each case, I estimate both the immediate impact of implementing femicide laws (whether alone or alongside other laws) and the long-term effects on outcomes. Initially, I refrain from using any additional controls. In the robustness section, I introduce relevant controls. To estimate $DID_{g,l}$ the standard errors are clustered and bootstrapped at the state level.

$$DID_{g,l} = Y_{g,F_g+l} - Y_{g,F_g-1} - \sum_{g': D_{g',1=0}, F_{g'} > F_{g+l}} \frac{N_{g',F_g+l}}{N_{g+l}^u} (Y_{g',F_g+l} - Y_{g',F_g-1}) \quad \text{Eq (1)}$$

where $N_t^u = \sum_{g: D_{g,1=0}, F_g > t} N_{g,t}$ represents the number of observations in the untreated groups at period t , starting from period 1 up to t .

One of the advantages of the DID estimator is its robustness to heterogeneous treatment effects across groups and over time. This estimator is based on the assumption that, in the absence of treatment, both the treatment and comparison groups would have experienced the same outcome evolution. This assumption can be indirectly tested by assessing whether the treated and untreated groups had parallel trends in outcomes before

implementing the treatment. To this end, placebo estimators are estimated. These compare the outcome evolution between the treated and untreated groups before group g receives treatment, from period $F_g - l - 2$ to period $F_g - 1$. These ‘long-difference’ placebos make it easier to detect if the compared groups had different trends over multiple periods rather than just in two consecutive periods.

A. Number of femicides

I begin by evaluating the impact of the implementation of femicide laws on the number of femicides. This analysis involves comparing the changes in the number of femicides between municipalities in states that have enacted femicide laws exclusively and those in states that have not yet adopted such legislation. To isolate the effect of femicide laws, states that have also introduced unilateral divorce laws or decriminalized abortions at any point are excluded from the analysis. This careful selection leaves a cohort of 220 municipalities spread across six states: Baja California, Campeche, Chihuahua, Guanajuato, Sonora, and Tabasco. Although this comparison is stringent—given that most states in Mexico have implemented unilateral divorce laws at some point, thus excluded—it remains the most transparent. This method mitigates the risk of conflating the impact of femicide laws with other laws that may have impacted the killings of women. Moreover, the population size of the states under analysis is substantial, collectively accounting for over 20 million inhabitants.

Table 1, column 1, shows the DID estimates of the overall long-term impact of implementing femicide laws on the number of femicides. While the average treatment effect coefficient is small and positive, it is not statistically significantly different from zero. This overall impact is estimated for 30 months following the implementation of the femicide law, which is the longest duration it can be estimated before all states included in the analysis implement femicide laws.

Long placebo tests, estimated for six months before the first introduction of femicide laws, show no statistical significance, even when considering all the placebo tests together. The joint p-value is presented in Table 1, column 1. These placebo tests suggest that the number of femicides had been following a similar trend between the municipalities in states that implemented the law and those in the comparison states before the law was enacted. This validates the crucial assumption of parallel trends for the DID analysis to provide unbiased results.

TABLE 1—THE DIFFERENCE-IN-DIFFERENCES ON THE NUMBER OF FEMICIDES

	Impact of femicide law	Impact of unilateral divorce in states with femicide law	Impact of decriminalizing abortion in states with femicide and unilateral divorce laws
	(1)	(2)	(3)
DID estimate	0.021	-0.039	-0.032
Standard error	0.046	0.044	0.015
Lower bound confidence interval	-0.070	-0.125	-0.062
Upper bound confidence interval	0.111	0.047	-0.002
Number of observations x periods	15382	537463	9585
Number of switchers x periods	4097	56246	8550
Number of months used for post-treatment	30	80	14
Number of months used as placebos	6	6	6
Probability of joint placebo	0.126	0.872	1.000
Additional controls, other than area and time fixed effects	No	No	No
Treatment	Enacting femicide law only	Enacting unilateral divorce in addition to femicide laws	Decriminalizing abortion, after enacting femicide and unilateral divorce laws
Comparison	Without femicide law yet	With femicide law but without unilateral divorce yet	With femicide and unilateral divorce laws, each implemented around the same time

Notes: Standard errors are clustered at the state level and bootstrapped.

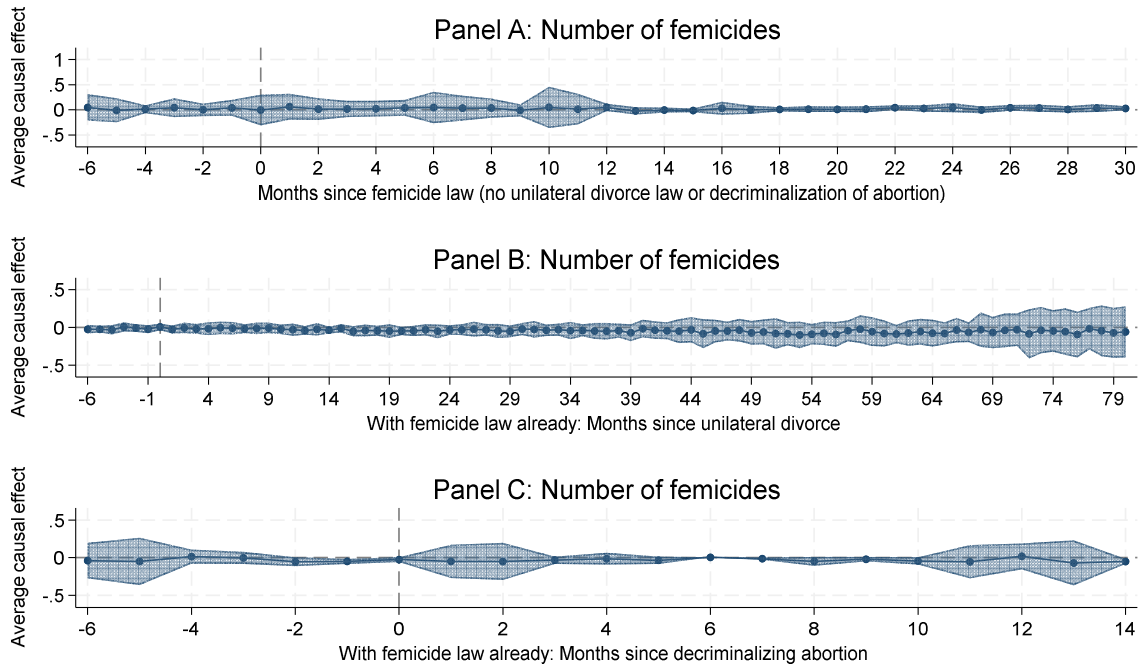


FIGURE 5. THE DIFFERENCE-IN-DIFFERENCE ON THE NUMBER OF FEMICIDES

To visualize the impact of femicide legislation, dynamic treatment effects are presented for each of the 30 months analyzed, along with the long placebo tests. Following standard practice, the reference period for the event-study regressions is set one period before treatment. Figure 5, Panel A, illustrates that there is no violation of the parallel trend assumption for any of the six months before the intervention, and no impact on femicide laws is observed during the first 30 months post-implementation.

Next, I evaluate the net impact of enacting unilateral divorce laws after introducing femicide laws. The treatment group consists of municipalities in states that had already

implemented femicide laws and subsequently adopted unilateral divorce laws. The comparison group includes those with femicide laws that had not yet (or never) introduced unilateral divorce laws. This evaluation encompasses 1,454 municipalities across 22 states, followed monthly.¹² These 22 states collectively have over 92 million inhabitants, representing about 73% of Mexico's population.

Note that the DID estimator does not allow us to isolate the impact of femicide and unilateral divorce laws separately. Rather, it estimates the net impact, which does not rule out the possibility that one effect may contaminate or nullify the other. However, the analysis presented earlier suggests that in the absence of unilateral laws, femicide laws do not have an impact on femicides. Therefore, it may be possible that if femicide laws are later complemented by unilateral divorce laws, they may potentially reduce killings of women by allowing people to end their unwanted marriages more easily.

Table 1, column 2, indicates that the combined implementation of these laws does not have a statistically significant impact on the number of femicides during the 80 months following the implementation of unilateral laws on municipalities in states that already had femicide laws. Furthermore, placebo tests conducted for the six months before the implementation of those unilateral divorce laws are statistically insignificant for each period analyzed, both individually and collectively. Panel B of Figure 5 confirms that there is no violation of the parallel trend assumption during any of the six pre-intervention periods. Additionally, the DID estimator remains statistically insignificant for all 80 dynamic effects.

In a third comparison, I examine the unique case of Oaxaca to assess the impact of decriminalizing abortion in a context where femicide and unilateral divorce laws had already been implemented in 2012 and 2017, respectively. To estimate this impact, I compare Oaxaca's municipalities to those in Quintana Roo and San Luis Potosí, the only two states that implemented these laws in the same sequence and timeframe as Oaxaca but had not

¹² The states analyzed are Baja California, Campeche, Chiapas, Chihuahua, Coahuila, Colima, Estado de México, Guanajuato, Guerrero, Jalisco, Morelos, Puebla, Querétaro, Quintana Roo, San Luis Potosí, Sinaloa, Sonora, Tabasco, Tamaulipas, Tlaxcala, Veracruz, and Zacatecas. I excluded Mexico City and Oaxaca as they decriminalized abortion during the analysis period, as well as states that implemented unilateral divorce laws before femicide laws (Aguascalientes, Baja California Sur, Durango, Hidalgo, Michoacán, Nayarit, Nuevo León, Yucatán).

decriminalized abortion yet.¹³ Oaxaca has about four million inhabitants, while the other two states combined have less than five million.

I analyze the 14 months post-decriminalization, given its relatively late implementation in 2019, and include placebo tests using data from the six months prior. As shown in Table 1, column 3, decriminalizing abortion did not have a statistically significant impact on the number of femicides. Figure 5, Panel C, also shows that the decriminalization of abortion did not impact the number of femicides in the 14 months following its enactment. Additionally, there is no violation of the parallel trend in any of the six months before the intervention.

B. Number of Homicides of Women

Using death certificates to measure femicide rates gives a reasonably accurate estimate of gender-based hate killings of women. However, this method may not account for many other hate killings due to the lack of judicial investigation in issuing these certificates. So next, I examine the impact of femicide laws on the number of homicides of women. I follow the same approach as before.

Firstly, the DID estimates for the impact of femicide laws are obtained by comparing the change in homicides in states that implemented femicide laws versus those that had not yet implemented such laws. States that had at some point implemented unilateral divorce laws or decriminalized abortion are excluded. Table 2, column 1, shows that the introduction of femicide laws did not have a statistically significant impact on the number of homicides of women compared to states without such laws.

Secondly, the same null effect is observed when evaluating the change in homicides of women in states that implemented unilateral divorce, after femicide laws. This comparison is shown in Table 2, column 2.

Thirdly, I examine the state of Oaxaca, which decriminalized abortion after implementing femicide and unilateral divorce laws. Municipalities in Oaxaca are compared to those in states that also implemented femicide and unilateral divorce laws around the same

¹³ I exclude Mexico City, which decriminalized abortion in 2007 before implementing unilateral divorce laws in 2008 and femicide laws in 2011. Puebla is also excluded, despite implementing femicide and unilateral divorce laws around the same time as Oaxaca, due to its proximity to Mexico City, which may have provided earlier access to abortion.

time. As shown in Table 2, column 3, there is no statistically significant change in the number of homicides of women either. Table 2 also presents DID placebo tests, confirming that the treatment and control states had no differences in homicide trends in any of the three cases analyzed. The lack of impact of femicide laws, regardless of the presence of additional unilateral divorce or decriminalization of abortions, is further illustrated in Figure 6. This figure displays the three cases examined.

TABLE 2—THE DIFFERENCE-IN-DIFFERENCES ON THE NUMBER OF HOMICIDES OF WOMEN

	Impact of femicide law	Impact of unilateral divorce in states with femicide law	Impact of decriminalizing abortion in states with femicide and unilateral divorce laws
	(1)	(2)	(3)
DID estimate	0.014	-0.048	-0.037
Standard error	0.049	0.085	0.126
Lower bound confidence interval	-0.081	-0.214	-0.284
Upper bound confidence interval	0.110	0.119	0.210
Number of observations x periods	15822	537463	9585
Number of switchers x periods	4231	56246	8550
Number of months used for post-treatment	30	80	14
Number of months used as placebos	6	6	6
Probability of joint placebo	0.609	0.666	1.000
Additional controls, other than area and time fixed effects	No	No	No
Treatment	Enacting femicide law only	Enacting unilateral divorce in addition to femicide laws	Decriminalizing abortion, after enacting femicide and unilateral divorce laws
Comparison	Without femicide law yet	With femicide law but without unilateral divorce yet	With femicide and unilateral divorce laws, each implemented around the same time

Notes: Standard errors are clustered at the state level and bootstrapped.

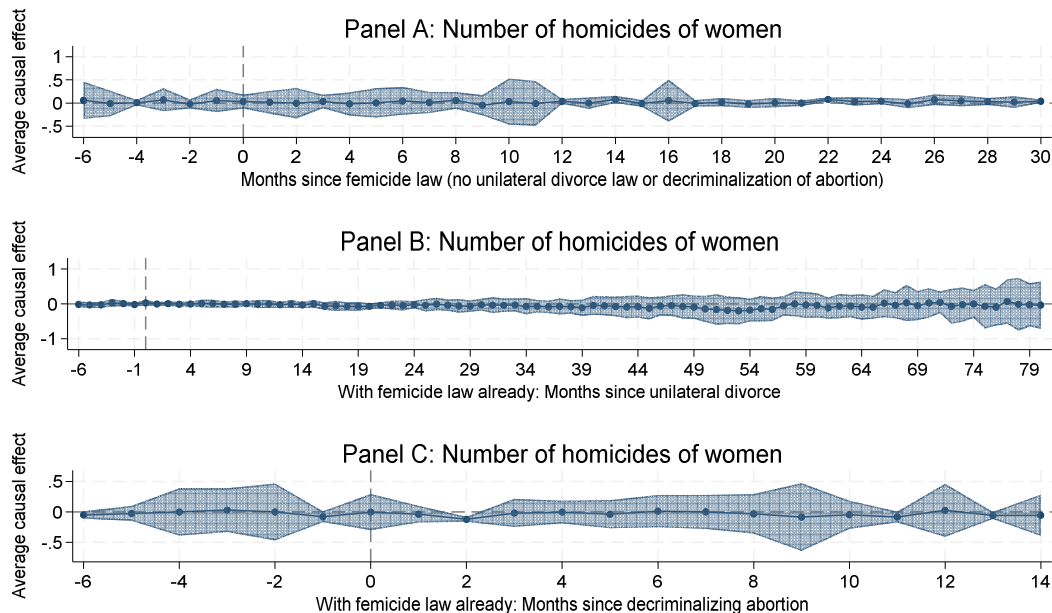


FIGURE 6. THE DIFFERENCE-IN-DIFFERENCE ON THE NUMBER OF HOMICIDES OF WOMEN

C. Number of Disappearances of Women

The rising tide of gender-based violence has led to a deeply troubling trend: a significant increase in reported disappearances of girls and women. It is essential to consider that femicide laws may have inadvertently encouraged perpetrators to better conceal their victims' bodies, thus evading arrest and justice. This, in turn, could be fueling the surge in disappearances of women. To scrutinize this issue further, Table 3 examines the impact of femicide legislation on reported cases of disappearances. As mentioned earlier, the government releases these figures based on reports received about people who have disappeared under circumstances likely involving potential crimes.

I follow the same approach as before. Firstly, Table 3, column 1, shows the DID estimates on the number of disappearances of women when comparing states with femicide laws to those that had not yet implemented such laws. The DID estimates are, once again, statistically insignificant. Secondly, column 2 shows the DID estimates of introducing unilateral divorce laws after femicide laws were enacted, with the impact remaining statistically insignificant. Thirdly, column 3, shows the case of Oaxaca, which decriminalized abortion after implementing femicide and unilateral divorce laws, again showing a statistically insignificant impact.

Additionally, Table 3 confirms that, for each of the three cases analyzed, there is no violation of parallel trends. The lack of impact of femicide laws, with or without additional unilateral divorce laws or the decriminalization of abortion, on the number of disappearances of women is also shown in Figure 7. This figure further demonstrates no violation of parallel trends for any of the pre-periods analyzed and no impact of such laws for any of the periods analyzed.

TABLE 3—THE DIFFERENCE-IN-DIFFERENCES ON DISAPPEARANCES OF WOMEN

	Impact of femicide law	Impact of unilateral divorce in states with femicide law	Impact of decriminalizing abortion in states with femicide and unilateral divorce laws
	(1)	(2)	(3)
DID estimate	0.022	0.099	0.178
Standard error	0.057	0.040	0.575
Lower bound confidence interval	-0.091	0.021	-0.948
Upper bound confidence interval	0.134	0.177	1.305
Number of observations x periods	15382	537463	9585
Number of switchers x periods	4097	56246	8550
Number of months used for post-treatment	30	80	14
Number of months used as placebos	6	6	6
Probability of joint placebo	0.447	0.528	1.000
Additional controls, other than area and time fixed effects	No	No	No
Treatment	Enacting femicide law only	Enacting unilateral divorce in addition to femicide laws	Decriminalizing abortion, after enacting femicide and unilateral divorce laws
Comparison	Without femicide law yet	With femicide law but without unilateral divorce yet	With femicide and unilateral divorce laws, each implemented around the same time

Notes: Standard errors are clustered at the state level and bootstrapped.

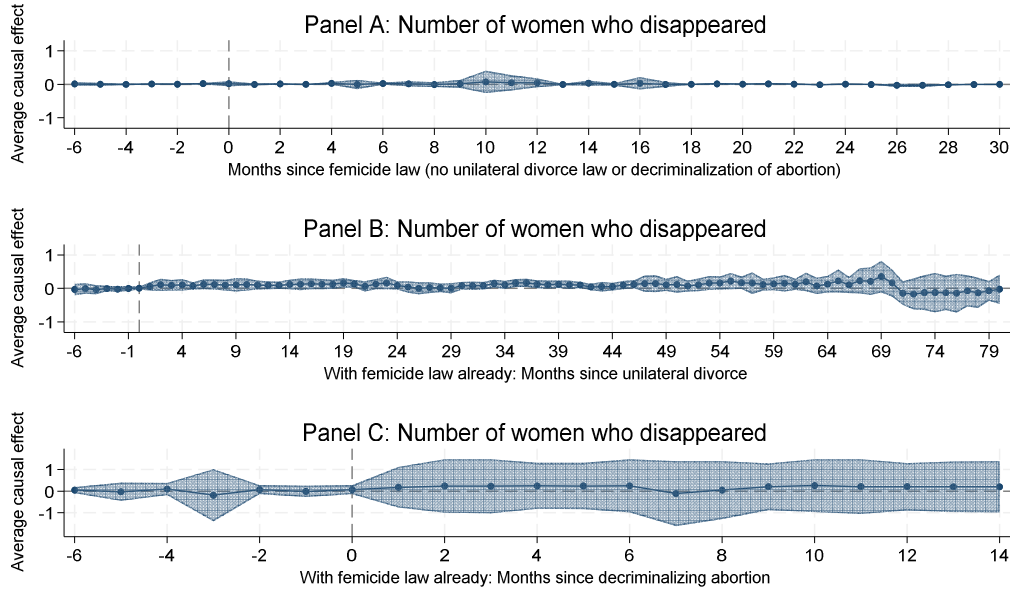


FIGURE 7. THE DIFFERENCE-IN-DIFFERENCE ON THE NUMBER OF DISAPPEARANCES OF WOMEN

III. Robustness Checks

I conduct eight robustness checks to validate the results. These checks incorporate additional controls, consider average prison sentences, evaluate differential sentences in relation to homicide crimes, and refine the subset of municipalities to better isolate the impact of femicide laws from unilateral divorce laws.

A. Controls

As the first robustness check, I add three relevant controls known to affect domestic and drug-related violence to the earlier results. I include the average unemployment rates for women, the average unemployment rates for men. Previous research suggests that rising unemployment rates for men and women can lead to heightened financial stress, potentially influencing intimate partner violence differently (Bhalotra et al. 2021; Anderberg et al. 2016). As mentioned earlier, these unemployment rates are available at the state and quarterly levels. Additionally, I incorporate the number of male homicides by firearms, available at the monthly and municipal levels. These controls are essential as they indicate the broader availability of firearms and the burden of armed conflict on households, which may contribute to increased violence against women (Azariadis and Drazen 1990; Guidolin and La Ferrara 2007; Brück, Maio, and Miaari 2019).

After considering these controls, once again the DID estimates do not show a statistically significant impact on the number of femicides (Table A.2 in the Appendix), homicides of women (Table A.3), or disappearances of women (Table A.4). This lack of statistically significant effect holds even when focusing on states that implemented femicide laws, or in combination with unilateral divorce laws, or later decriminalized abortion. Furthermore, even with the addition of these controls, there is no violation of the parallel trend assumption for either period analyzed, or when considering all pre-intervention periods together (Figures A.2, A.3, and A.4).

B. Tougher Prison Sentences for Femicides

Another advantage of the staggered difference-in-difference estimator used is its ability to test the effects of exposure to varying doses of treatment. A very important aspect of evaluating femicide laws is precisely to determine whether there is any differential impact among those who implement tougher average prison sentences.

As a second robustness check, I assess whether femicide laws are more successful when enforced with longer prison sentences compared to those with more lenient sentences. In this test, I also include the three controls added earlier. This analysis focuses on municipalities in states that implemented only femicide laws, without the confounding effects of unilateral divorce laws or the decriminalization of abortion.

To determine the average prison sentence for femicides, I calculate the mean of the maximum and minimum sentences established in each state's criminal code for these crimes. These average sentences vary by state and can also change over time. I leverage these differences in timing when the femicide legislation was introduced, as well as variations in treatment dosage (i.e., average prison sentences). As illustrated in Table 4, the analysis reveals no significant impact when examining the effect of average prison sentences on the number of femicides, homicides of women, and disappearances of women. Figure 8 corroborates these findings, showing no violations of parallel trends and indicating that the dynamic effects are negligible and statistically insignificant.

TABLE 4—IMPACT OF THE AVERAGE PRISON SENTENCES OF FEMICIDES, USING CONTROLS

	Number of femicides	Number of homicides of women	Number of women who disappeared
	(1)	(2)	(3)
DID estimate	0.000	0.000	0.000
Standard error	0.002	0.002	0.001
Lower bound confidence interval	-0.003	-0.003	-0.002
Upper bound confidence interval	0.003	0.003	0.003
Number of observations x periods	15382	15382	15382
Number of switchers x periods	4097	4097	4097
Number of months used for post-treatment	30	30	30
Number of months used as placebos	6	6	6
Probability of joint placebo	0.609	0.106	0.752
	Yes	Yes	Yes
Additional controls (unemployment rates of males and females, males killed by firearms)			
Treatment	Enacting femicide law only (no unilateral divorce or decriminalization of abortion)		
Comparison	Without femicide law yet		

Notes: Standard errors are clustered at the state level and bootstrapped.

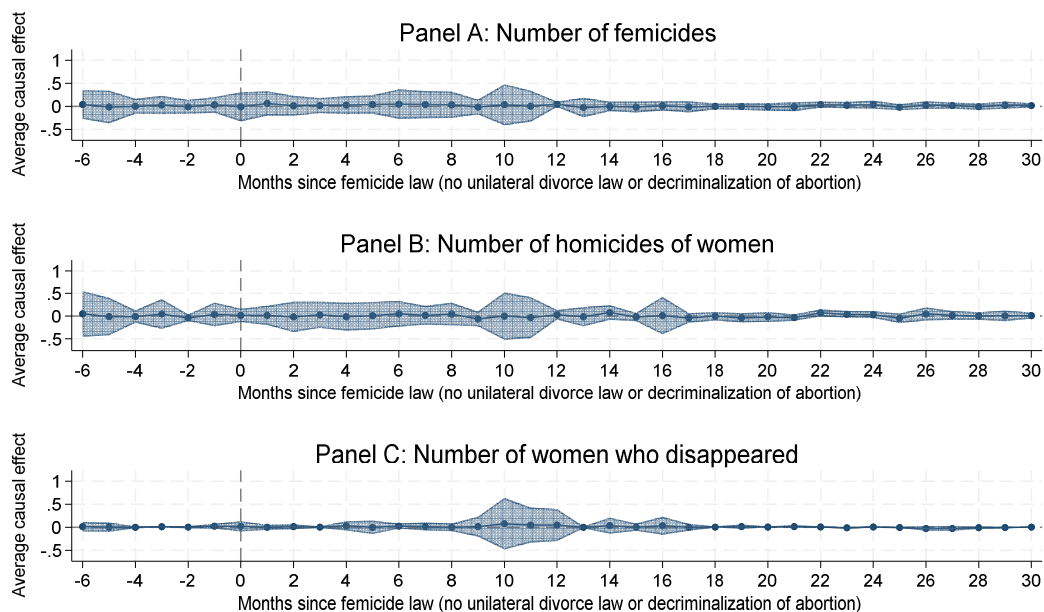


FIGURE 8. IMPACT OF THE AVERAGE PRISON SENTENCE OF FEMICIDES, USING CONTROLS

One may wonder if this lack of statistical significance is due to focusing solely on states that did not implement any complementary legislation, such as unilateral divorce or the decriminalization of abortion. Therefore, as a third robustness check, I repeat the same

exercise, this time evaluating the impact of the severity of femicide sentencing across all states that implemented femicide laws, regardless of whether they subsequently enacted other laws. I also evaluate 90 months post-enactment of the femicide law. Once again, I find no statistically significant impact (Table A.5).

C. Femicides and Homicides Differential Prison Sentences

Potential criminals may not consider the expected average prison sentences for femicides in isolation; they are likely to weigh the additional time they might serve compared to existing sentences for homicides. This is one of the reasons why femicide laws, in theory, implement tougher sentences relative to those for homicides.

The fourth robustness check assesses whether states with larger disparities in average prison sentences between femicides and homicides have any varying impact on femicides, homicides, or the number of disappearances of women. Once again, the treatment group includes municipalities in states that have implemented femicide laws, regardless of whether they have or will implement unilateral divorce laws or decriminalize abortion. The comparison group consists of municipalities embedded in states that have not yet implemented femicide laws. Table 5 shows that the femicide law has been ineffective in reducing the killing of women, even when introducing legislation with longer average prison sentence disparities compared to homicides. Figure 9 illustrates that there are no deviations from parallel trends for the three types of crimes analyzed: femicides, homicides of women, and disappearances of women. Additionally, Figure 9 shows that the dynamic effects are statistically insignificant for all 90 post-treatment periods analyzed.

TABLE 5—IMPACT OF THE DISPARITY IN AVERAGE PRISON SENTENCES BETWEEN FEMICIDES AND HOMICIDES, USING CONTROLS

	Number of femicides (1)	Number of homicides of women (2)	Number of women who disappeared (3)
DiD estimate	0.001	0.000	-0.009
Standard error	0.002	0.002	0.006
Lower bound confidence interval	-0.002	-0.005	-0.021
Upper bound confidence interval	0.005	0.005	0.002
Number of observations x periods	1129473	1129473	1129473
Number of switchers x periods	194085	194085	194085
Number of months used for post-treatment	90	90	90
Number of months used as placebos	6	6	6
Probability of joint placebo	0.852	0.624	0.893
Additional controls (unemployment rates of males and females, males killed by firearms)	Yes	Yes	Yes
Treatment	Enacting a femicide law and may have unilateral divorce or decriminalization of abortion		
Comparison	Without femicide law yet		

Notes: Standard errors are clustered at the state level and bootstrapped.

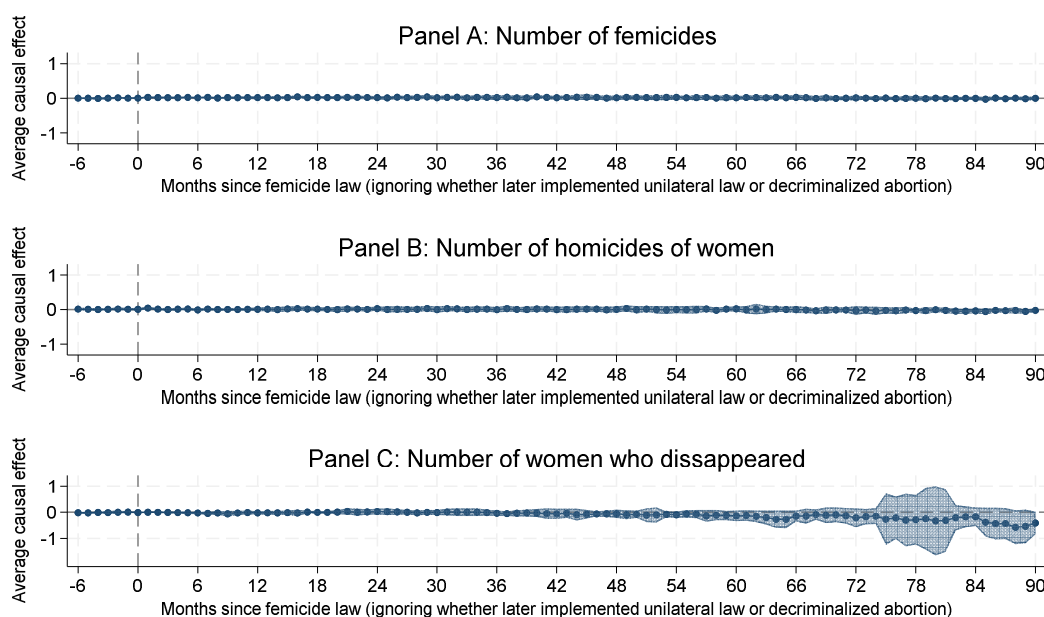


FIGURE 9. IMPACT OF THE DISPARITY IN AVERAGE PRISON SENTENCES BETWEEN FEMICIDES AND HOMICIDES, USING CONTROLS

D. Isolating Further the Impact of Femicide Law from Unilateral Divorce

In the last two robustness checks, I overlooked the fact that unilateral divorce laws were implemented in 26 states, which could contaminate the evaluation of femicide laws. So, for the fifth robustness check, I refine the analysis to better isolate the impact of the femicide laws from the influence of states that subsequently enacted divorce laws.

I focus on nine states that first enacted femicide laws between March and December of 2012, with a total population of about 32 million inhabitants. None of these states decriminalized abortion during the analysis period, while six later implemented unilateral divorce laws.¹⁴ I estimate the impact of femicide laws before these unilateral divorce laws were enacted. This comparison ensures that both groups (those that adopted femicide laws and those that are about to do so) are exposed roughly to femicide laws around the same time and are not yet exposed to the second treatment (unilateral divorce law). This method

¹⁴ This test involves comparing nine states (Baja California, Campeche, Coahuila, Jalisco, Puebla, Quintana Roo, Sinaloa, Tabasco and Tlaxcala). and three never implemented unilateral divorce laws between 2000 and 2020: Baja California, Campeche, and Tabasco.

guarantees that the outcome evolution would have been the same if the treatment groups had not adopted the second treatment, thus avoiding contamination (de Chaisemartin and D'Haultfœuille 2023). As shown in Table A.6 and Figure A.5, the impact of femicide laws on the number of femicides, homicides of women, and disappearances of women is statistically insignificant, with no evidence of a violation of parallel trends.

As a sixth robustness test, within this same subset of municipalities in the nine states analyzed, I also test the impact of average prison sentences for femicides before the unilateral divorce laws are enacted. Table A.7 and Figure A.6 show that the impact of average prison sentences for femicide laws on the three analyzed crimes is statistically insignificant. Similarly, for the seventh robustness test, within the same subset of municipalities in the nine states analyzed, I separately analyze the difference in average sentences between femicides and first-degree homicide. Table A.8 and Figure A.7 show that the differential in the average prison sentences between femicides and homicides in the three analyzed crimes is statistically insignificant. Again, there is no evidence of a violation of parallel trends. These last three robustness checks thus shed light on the fact that femicide laws do not influence the three crimes analyzed.

E. Estimating the Net Impact of Unilateral Divorce and Femicide Law

In section II of the main results, my focus was on assessing the net impact of introducing unilateral divorce laws following the implementation of femicide laws. However, this comparison risked conflating the unique effects of each legislative measure. This could potentially obscure the true influence of either law, especially because some states had enacted the femicide laws at very different times and were thus exposed to such laws for different periods.

As the eighth and final robustness check, I evaluate the impact of unilateral divorce laws among municipalities in states where femicide laws were implemented in 2012. The comparison group consists of states that also implemented femicide laws in 2012 but did not subsequently enact unilateral divorce laws. Once again, as shown in Table A.9, the net impact of the unilateral and femicide laws is statistically insignificant. The dynamic effects shown in Figure A.8 indicate that the impacts remain statistically insignificant for each of the 30 periods analyzed after the unilateral divorce law was implemented in states that had already enacted the femicide law. Thus, all the robustness checks presented in this section provide additional clarity: femicide laws have no discernible impact on the three crimes under analysis.

IV. Conclusion

This paper demonstrates that femicide laws in Mexico have failed to reduce femicides, homicides of women, and disappearances of women. These results are consistent across varying prison sentences for femicides, with respect to homicides, and in states with additional reforms like unilateral divorce or abortion decriminalization. In essence, the femicide laws have not yet provided the intended protection for women.

Before the adoption of femicide laws in Latin America, a range of international legislative measures had already been enacted to combat gender-based and intimate partner violence. For instance, research in the USA shows that arresting individuals involved in intimate partner violence yields mixed results, depending on whether arrests are mandated or left to police discretion (Chin and Cunningham 2019; Iyengar 2009). Mexico has not implemented such mandates, and given its weak judicial system, their effectiveness is doubtful. Criminalizing domestic violence has been another widely adopted approach (Dugan, Rosenfeld, and Nagin 2003; Beleche 2019). Long before the period of analysis, Mexico had already enacted such laws nationwide in the mid-1990s. Earlier research suggests that these laws initially reduced sexual and physical violence among married women (Beleche 2019). However, the subsequent rise in homicides has occurred during a period marked by generalized violence, widespread availability of weapons, and rampant lawlessness, rendering lives alarmingly disposable.

Overall, the findings hold significant implications for countries that have recently adopted or are considering adopting femicide legislation. The central lesson of this paper is that recognizing femicides as hate crimes and imposing harsh sentences, while important, do not effectively deter perpetrators in settings characterized by widespread impunity.

REFERENCES

- Amnesty International. 2021. “Failures in Criminal Investigations of Femicides Preceded by Disappearance in the State of Mexico.”
- Anderberg, Dan, Helmut Rainer, Jonathan Wadsworth, and Tanya Wilson. 2016. “Unemployment and Domestic Violence: Theory and Evidence.” *The Economic Journal* 126 (597): 1947–79.
- Angulo Lopez, Geofredo. 2019. “Femicide and Gender Violence in Mexico: Elements for a Systemic Approach.” *Age of Human Rights Journal* 12 (12): 158–83.
- Azariadis, Costas, and Allan Drazen. 1990. “Threshold Externalities in Economic Development.” *Quarterly Journal of Economics* 105 (2): 501–26.
- Becerril, Ilse. 2019. “Las Muertas Del Narco: Cómo Las Mujeres Se Convirtieron En Un Botín de Los Cárteles Para Enviar Mensajes a Sus Rivaless.” *Infobae*, November 24, 2019.
- Beleche, Trinidad. 2019. “Domestic Violence Laws and Suicide in Mexico.” *Review of Economics of the Household* 17 (1): 229–48.
- Bhalotra, Sonia, Uma Kambhampati, Samantha Rawlings, and Zahra Siddique. 2021. “Intimate Partner Violence: The Influence of Job Opportunities for Men and Women.” *The World Bank Economic Review* 35 (2): 461–79.
- Bobonis, Gustavo J., Melissa González-Brenes, and Roberto Castro. 2013. “Public Transfers and Domestic Violence: The Roles of Private Information and Spousal Control.” *American Economic Journal: Economic Policy* 5 (1): 179–205.
- Brassiolo, Pablo. 2016. “Domestic Violence and Divorce Law: When Divorce Threats Become Credible.” *Journal of Labor Economics* 34 (2): 443–77.
- Brown, Ryan, and Andrea Velásquez. 2017. “The Effect of Violent Crime on the Human Capital Accumulation of Young Adults.” *Journal of Development Economics* 127 (July): 1–12.
- Brück, Tilman, Michele Di Maio, and Sami H Miaari. 2019. “Learning the Hard Way: The Effect of Violent Conflict on Student Academic Achievement.” *Journal of the European Economic Association* 17 (5): 1502–37.
- Calderón, Gabriela, Gustavo Robles, Alberto Díaz-Cayeros, and Beatriz Magaloni. 2015. “The Beheading of Criminal Organizations and the Dynamics of Violence in Mexico.” *Journal of Conflict Resolution* 59 (8): 1455–85.
- Carrigan, M, and M Dawson. 2020. “Problem Representations of Femicide/Feminicide Legislation in Latin America.” *International Journal for Crime, Justice and Social*

- Democracy* 9 (2): 1–19.
- Carrigan, Michelle, and Myrna Dawson. 2022. “Problem Representations of Femicide/Feminicide Legislation in Latin America.” *International Journal for Crime, Justice and Social Democracy* 9 (2): 1–19.
- Chaisemartin, Clément de, and Xavier D’Haultfoeuille. 2022. “Difference-in-Differences Estimators of Intertemporal Treatment Effects.” *NBER*, March.
- Chaisemartin, Clément de, and Xavier D’Haultfoeuille. 2023. “Two-Way Fixed Effects and Differences-in-Differences Estimators with Several Treatments.” *Journal of Econometrics* 236 (2): 105480.
- Chalfin, Aaron, and Justin McCrary. 2017. “Criminal Deterrence: A Review of the Literature.” *Journal of Economic Literature* 55 (1): 5–48.
- Chin, Yoo Mi, and Scott Cunningham. 2019. “Revisiting the Effect of Warrantless Domestic Violence Arrest Laws on Intimate Partner Homicides.” *Journal of Public Economics* 179 (November): 104072.
- Clarke, Damian, and Hanna Mühlrad. 2021. “Abortion Laws and Women’s Health.” *Journal of Health Economics* 76 (March): 102413.
- Corradi, Consuelo. 2021. “Femicide, Its Causes and Recent Trends: What Do We Know?” Brussels: Belgium.
- Coyle, Catherine T, Martha W Shuping, Anne Speckhard, and Jennie E Brightup. 2015. “The Relationship of Abortion and Violence against Women: Violence Prevention Strategies and Research Needs.” *Issues Law Med* 30 (2): 111–27.
- Crisis Group. 2024. “The Generals’ Labyrinth: Crime and the Military in Mexico.” *Crisis Group*.
- D’Ignazio, Catherine. 2024. *Counting Feminicide. Counting Feminicide*. The MIT Press.
- Daby, Mariela, and Mason W. Moseley. 2023. “Mobilizing for Abortion Rights in Latin America.” *Elements in Contentious Politics*, January.
- Dawson, Myrna, and Saide Mobayed Vega. 2023. *The Routledge International Handbook on Femicide and Feminicide*.
- Dell, Melissa. 2015. “Trafficking Networks and the Mexican Drug War.” *American Economic Review* 105 (6): 1738–79.
- Dube, Arindrajit, Oeindrila Dube, and Omar García-Ponce. 2013. “Cross-Border Spillover: U.S. Gun Laws and Violence in Mexico.” *American Political Science Review* 107 (3): 397–417.
- Dugan, Laura, Richard Rosenfeld, and Daniel S. Nagin. 2003. “Exposure Reduction or

- Retaliation? The Effects of Domestic Violence Resources on Intimate-Partner Homicide.” *Law & Society Review* 37 (1): 169–98.
- Durán, Valeria. 2023. “Más Feminicidios y Menos Condenas.”
- García-Del Moral, Paulina, and Pamela Neumann. 2019. “The Making and Unmaking of Feminicidio/Femicidio Laws in Mexico and Nicaragua.” *Law & Society Review* 53 (2): 452–86.
- García-Ramos, Aixa. 2021. “Divorce Laws and Intimate Partner Violence: Evidence from Mexico.” *Journal of Development Economics* 150 (May): 102623.
- Guidolin, Massimo, and Eliana La Ferrara. 2007. “Diamonds Are Forever, Wars Are Not: Is Conflict Bad for Private Firms?” *American Economic Review* 97 (5): 1978–93.
- Gutiérrez-Romero, Roxana. 2016. “Estimating the Impact of Mexican Drug Cartels and Drug-Related Homicides on Crime and Perceptions of Safety.” *Journal of Economic Geography* 16 (4): 941–73.
- Gutiérrez-Romero, Roxana, and Mónica Oviedo. 2018. “The Good, the Bad and the Ugly: The Socioeconomic Impact of Drug Cartels and Their Violence.” *Journal of Economic Geography* 18 (6): 1315–38.
- Gutiérrez Vázquez, Edith Y., and Emilio A. Parrado. 2016. “Abortion Legalization and Childbearing in Mexico.” *Studies in Family Planning* 47 (2): 113.
- Haushofer, Johannes, Charlotte Ringdal, Jeremy P. Shapiro, and Xiao Yu Wang. 2019. “Income Changes and Intimate Partner Violence: Evidence from Unconditional Cash Transfers in Kenya.” *NBER Working Papers*.
- Hernández, Anabel. 2014. *Narcoland: The Mexican Drug Lords and Their Godfathers*. Verso Books.
- Hoehn-Velasco, Lauren, and Jacob Penglase. 2021. “The Impact of No-Fault Unilateral Divorce Laws on Divorce Rates in Mexico.” *Economic Development and Cultural Change* 70 (1): 203–36.
- Hoehn-Velasco, Lauren, and Adan Silverio-Murillo. 2020. “Do Spouses Negotiate in the Shadow of the Law? Evidence from Unilateral Divorce, Suicides, and Homicides in Mexico.” *Economics Letters* 187 (February): 108891.
- INMUJERES. 2017. “Informe de Resultados, April-June 2017.” Mexico City.
- Iyengar, Radha. 2009. “Does the Certainty of Arrest Reduce Domestic Violence? Evidence from Mandatory and Recommended Arrest Laws.” *Journal of Public Economics* 93 (1–2): 85–98.
- Koppa, Vijetha, and Jill Theresa Messing. 2021. “Can Justice System Interventions Prevent

- Intimate Partner Homicide? An Analysis of Rates of Help Seeking Prior to Fatality.” *Journal of Interpersonal Violence* 36 (17–18): 8792–8816.
- Lagarde, Marcela. 2007. “Por Los Derechos Humanos de Las Mujeres: La Ley General de Acceso de Las Mujeres a Una Vida Libre de Violencia.” *Revista Mexicana de Ciencias Políticas y Sociales* 49 (200): 143–65.
- Livingston, Jessica. 2004. “Murder in Juárez: Gender, Sexual Violence, and the Global Assembly Line.” *Frontiers: A Journal of Women Studies* 25 (1): 59–76.
- Lombard, Nancy. 2018. *The Routledge Handbook of Gender and Violence*.
- Mattina, Giulia La. 2017. “Civil Conflict, Domestic Violence and Intra-Household Bargaining in Post-Genocide Rwanda.” *Journal of Development Economics* 124 (January): 168–98.
- McGinnis, Teagan D., Octavio. Rodríguez Ferreira, and David A. Shirk. 2022. “Analyzing the Problem of Femicide in Mexico.” Justice in Mexico, Working Paper Series Volume 19, Number 2.
- Meyer, Sarah R., Selina Hardt, Rebecca Eulalia Alba Brambilla, Sabrina Page, and Heidi Stöckl. 2024. “Explaining Intimate Partner Violence through Economic Theories: A Systematic Review and Narrative Synthesis.” *Aggression and Violent Behavior*, February, 101929. <https://doi.org/10.1016/J.AVB.2024.101929>.
- Monárrez Fragoso, Julia Estela. 2009. *Trama de Una Injusticia : Feminicidio Sexual Sistémico En Ciudad Juárez*. Colegio de la Frontera Norte.
- Muratori, Caterina. 2021. “The Impact of Abortion Access on Violence Against Women.”
- Nguyen, My, and Kien Le. 2022. “Can Legislation Reduce Domestic Violence in Developing Countries?” *Sustainability* 14 (20): 13300. <https://doi.org/10.3390/SU142013300>.
- Olamendi, Patricia. 2017. *Feminicidio En México*. Mexico City: Gobierno de la República & INMUJERES.
- Olevera Lezama, Blanca Ivonne. 2023. *¿Cómo Se Investiga El Feminicidio En El Sistema de Justicia Penal? Un Problema de Seguridad Pública*. México: Instituto Nacional de Ciencias Penales.
- Pallitto, Christina C., Jacquelyn C. Campbell, and Patricia O’campo. 2005. “Is Intimate Partner Violence Associated with Unintended Pregnancy? A Review of the Literature.” *Trauma, Violence, & Abuse* 6 (3): 217–35.
- Pallitto, Christina C., Claudia García-Moreno, Henrica A.F.M. Jansen, Lori Heise, Mary Ellsberg, and Charlotte Watts. 2013. “Intimate Partner Violence, Abortion, and Unintended Pregnancy: Results from the WHO Multi-Country Study on Women’s

- Health and Domestic Violence.” *International Journal of Gynaecology and Obstetrics: The Official Organ of the International Federation of Gynaecology and Obstetrics* 120 (1): 3–9.
- Russell, Diana E. H. 1977. “Report on the International Tribunal on Crimes against Women.” *Frontiers: A Journal of Women Studies* 2 (1): 1.
- Sarmiento, C.B. CB, M.L. Acosta, F. Roth, and M. Zambrano. 2014. *Latin American Model Protocol for the Investigation of Gender-Related Killings of Women (Femicide/Feminicide)*. New York: UN Women.
- Secretaria de Servicios Parlamentarios. 2007. *Mujeres a Una Vida Libre de Violencia*. México: Diario Oficial de la Federación.
- Small Arms Survey. 2018. “Annual Report 2017.” Geneva.
- Soto, Elena, and Nayeli Cortés. 2019. “El Narco También Comete Femicidios: María Salguero.” *El Herald de México*, 2019.
- Stevenson, Betsey, and Justin Wolfers. 2006. “Bargaining in the Shadow of the Law: Divorce Laws and Family Distress.” *The Quarterly Journal of Economics* 121 (1): 267–88.
- Stojetz, Wolfgang, and Tilman Brück. 2023. “Exposure to Collective Gender-Based Violence Causes Intimate Partner Violence.” *Journal of Development Economics* 164 (September): 103054.
- UNODC. 2022. “Gender-Related Killings of Women and Girls(Femicide/Feminicide). Global Estimates of Female Intimate Partner/Family-Related Homicides in 2022.”
- Wainwright, Tom. 2017. *Narconomics*. London: Penguin Random House.
- Washington Valdez, Diana. 2005. “Cosecha de Mujeres : Safari En El Desierto Mexicano.”
- WHO. 2012. “Understanding and Addressing Violence against Women.”
- . 2021. “Violence against Women, 2018 Estimates.” *WHO*.
- Zepeda Lecuona, Guillermo Raúl, and Paola Guadalupe Jiménez Rodríguez. 2019. “Impunidad En Homicidio Doloso En México: Reporte 2019.”

APPENDIX

TABLE A.1—DATE OF ENACTMENT OF FEMICIDE, UNILATERAL DIVORCE LAWS AND
DECRIMINALIZATION OF ABORTION, 2000-2020

State	Aggravated homicide due to gender reasons	Femicide	Unilateral divorce	Decriminalized abortion
Aguascalientes	20/05/2013	21/08/2017	22/06/2015	
Baja California		05/06/2012		
Baja California Sur	01/02/2014	10/04/2019	31/12/2016	
Campeche		20/07/2012		
Chiapas		09/02/2012	23/01/2019	
Chihuahua	27/08/2003	28/10/2017		
Coahuila		20/11/2012	05/04/2013	
Colima		27/08/2011	19/03/2016	
Durango	11/12/2011	25/12/2018	19/07/2018	
Estado de México		18/03/2011	03/05/2012	
Guanajuato		03/06/2011		
Guerrero		21/12/2010	09/03/2012	
Hidalgo		01/04/2013	31/03/2011	
Jalisco		22/09/2012	17/11/2018	
Mexico City		26/07/2011	03/10/2008	24/04/2007
Michoacán	21/01/2014	21/03/2017	30/09/2015	
Morelos		01/09/2011	10/03/2016	
Nayarit	29/09/2012	30/09/2016	27/05/2015	
Nuevo León	26/06/2013	05/05/2017	14/12/2016	
Oaxaca		04/10/2012	12/05/2017	25/09/2019
Puebla		31/12/2012	29/03/2016	
Querétaro		12/06/2013	30/11/2016	
Quintana Roo		30/05/2012	04/07/2017	
San Luis Potosí		23/07/2011	30/05/2017	
Sinaloa		25/04/2012	06/02/2013	
Sonora		28/11/2013		
Tabasco		24/03/2012		
Tamaulipas		22/06/2011	14/07/2015	
Tlaxcala		09/03/2012	10/02/2016	
Veracruz		29/08/2011	10/06/2020	
Yucatán		11/09/2012	30/04/2012	
Zacatecas		04/08/2012	13/09/2017	

Notes: Own search using the criminal, civil, and family law codes.

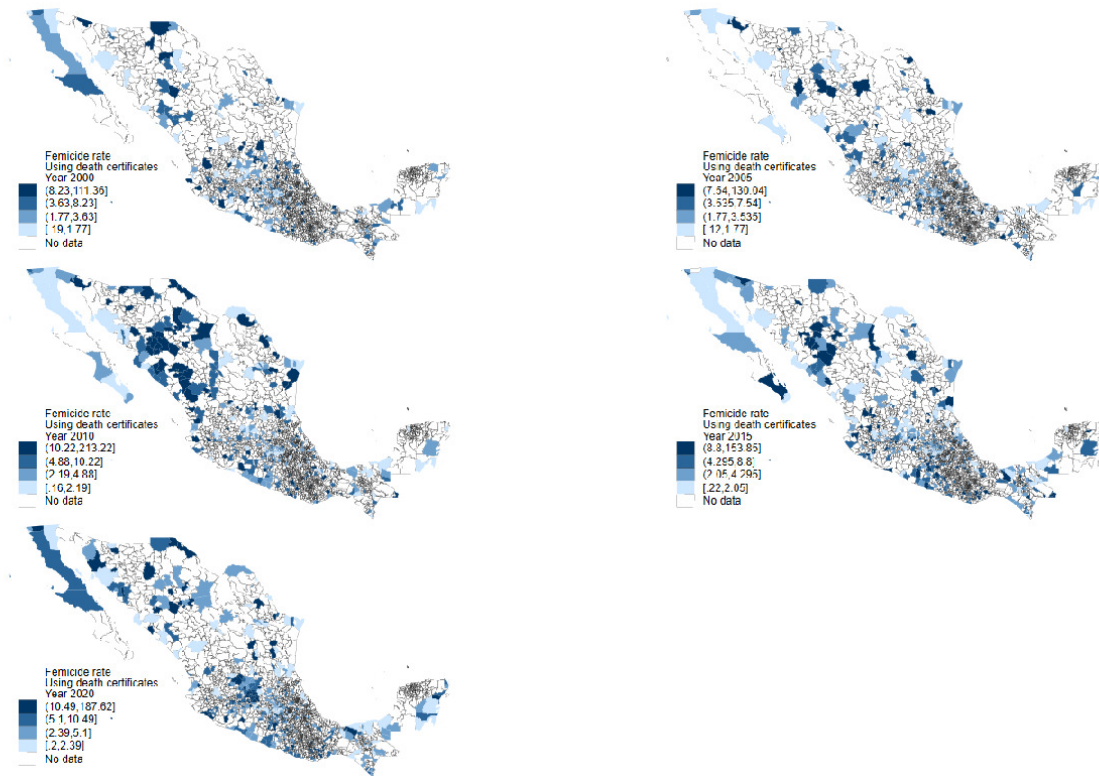


FIGURE A.1. FEMICIDE RATES, PER 100,000 WOMEN

Notes: Femicide rates are calculated using death certificates available from INEGI. The population sizes for women and men used to calculate these rates are obtained from the National Population Council (CONAPO).

TABLE A.2—THE DIFFERENCE-IN-DIFFERENCES ON THE NUMBER OF FEMICIDES, USING CONTROLS

	Impact of femicide law	Impact of unilateral divorce in states with femicide law	Impact of decriminalizing abortion in states with femicide and unilateral divorce
	(1)	(2)	(3)
DID estimate	0.014	-0.008	0.008
Standard error	0.050	0.016	0.020
Lower bound confidence interval	-0.084	-0.039	-0.031
Upper bound confidence interval	0.111	0.023	0.046
Number of observations x periods	15382	537463	9585
Number of switchers x periods	4097	56246	8550
Number of months used for post-treatment	30	80	14
Number of months used as placebos	6	6	6
Probability of joint placebo	0.609	0.601	0.130
Additional controls (unemployment rates of males and females, males killed by firearms)	Yes	Yes	Yes
Treatment	Enacting femicide law only	Enacting unilateral divorce in addition to femicide laws	Decriminalizing abortion, after enacting femicide and unilateral divorce laws
Comparison	Without femicide law yet	With femicide law but without unilateral divorce yet	With femicide and unilateral divorce laws, each implemented around the same time

Notes: Standard errors are clustered at the state level and bootstrapped.

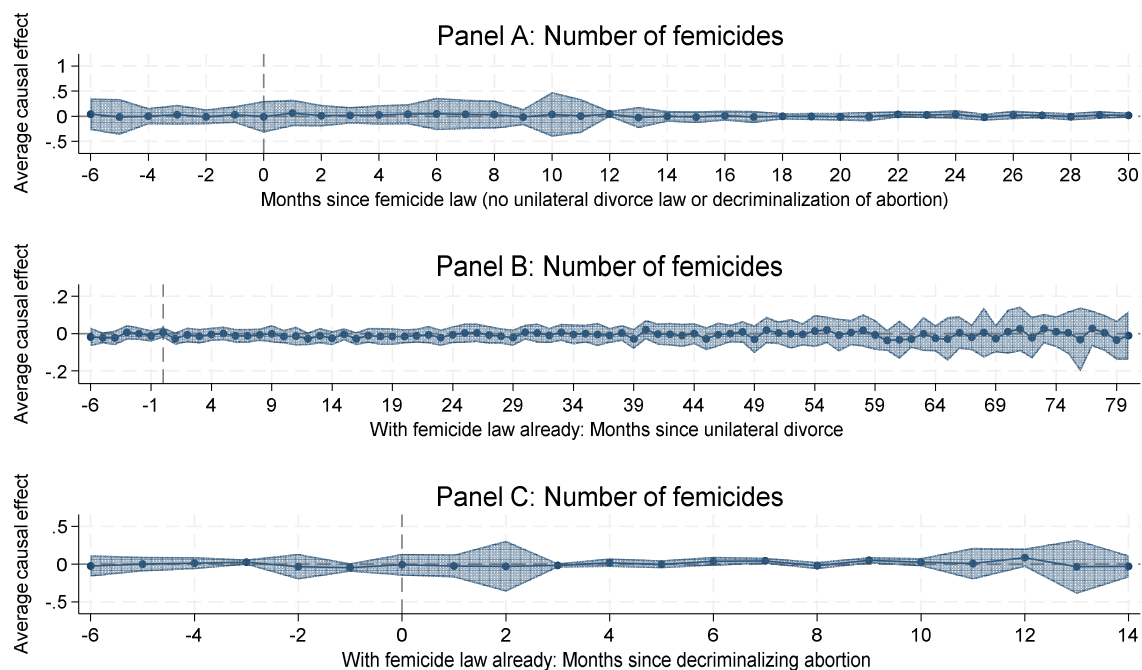


FIGURE A.2. THE DIFFERENCE-IN-DIFFERENCE ON THE NUMBER OF FEMICIDES, WITH CONTROLS

TABLE A.3—THE DIFFERENCE-IN-DIFFERENCES ON THE NUMBER OF HOMICIDES OF WOMEN, USING CONTROLS

	Impact of femicide law	Impact of unilateral divorce in states with femicide law	Impact of decriminalizing abortion in states with femicide and unilateral divorce
	(1)	(2)	(3)
DID estimate	0.005	0.003	0.014
Standard error	0.049	0.027	0.171
Lower bound confidence interval	-0.092	-0.049	-0.322
Upper bound confidence interval	0.101	0.056	0.350
Number of observations x periods	15382	537463	9585
Number of switchers x periods	4097	56246	8550
Number of months used for post-treatment	30	80	14
Number of months used as placebos	6	6	6
Probability of joint placebo	0.106	0.429	0.966
Additional controls (unemployment rates of males and females, males killed by firearms)	Yes	Yes	Yes
Treatment	Enacting femicide law only	Enacting unilateral divorce in addition to femicide laws	Decriminalizing abortion, after enacting femicide and unilateral divorce laws
Comparison	Without femicide law yet	With femicide law but without unilateral divorce yet	With femicide and unilateral divorce laws, each implemented around the same time

Notes: Standard errors are clustered at the state level and bootstrapped.

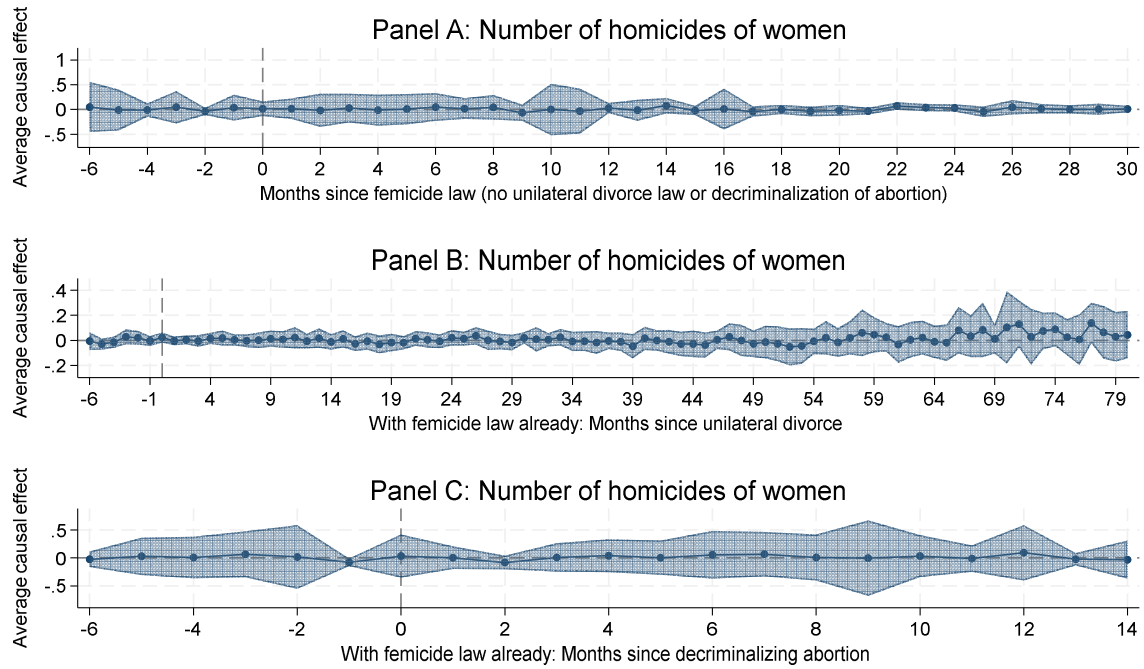


FIGURE A.3. THE DIFFERENCE-IN-DIFFERENCE ON THE NUMBER OF HOMICIDES OF WOMEN, WITH CONTROLS

TABLE A.4—THE DIFFERENCE-IN-DIFFERENCES ON THE NUMBER OF DISAPPEARANCES OF WOMEN, USING CONTROLS

	Impact of femicide law	Impact of unilateral divorce in states with femicide law	Impact of decriminalizing abortion in states with femicide and unilateral divorce
	(1)	(2)	(3)
DID estimate	0.011	0.093	0.228
Standard error	0.039	0.052	0.620
Lower bound confidence interval	-0.066	-0.009	-0.988
Upper bound confidence interval	0.089	0.195	1.444
Number of observations x periods	15382	537463	9585
Number of switchers x periods	4097	56246	8550
Number of months used for post-treatment	30	80	14
Number of months used as placebos	6	60	6
Probability of joint placebo	0.752	0.443	0.000
Additional controls (unemployment rates of males and females, males killed by firearms)	Yes	Yes	Yes
Treatment	Enacting femicide law only	Enacting unilateral divorce in addition to femicide laws	Decriminalizing abortion, after enacting femicide and unilateral divorce laws
Comparison	Without femicide law yet	With femicide law but without unilateral divorce yet	With femicide and unilateral divorce laws, each implemented around the same time

Notes: Standard errors are clustered at the state level and bootstrapped.

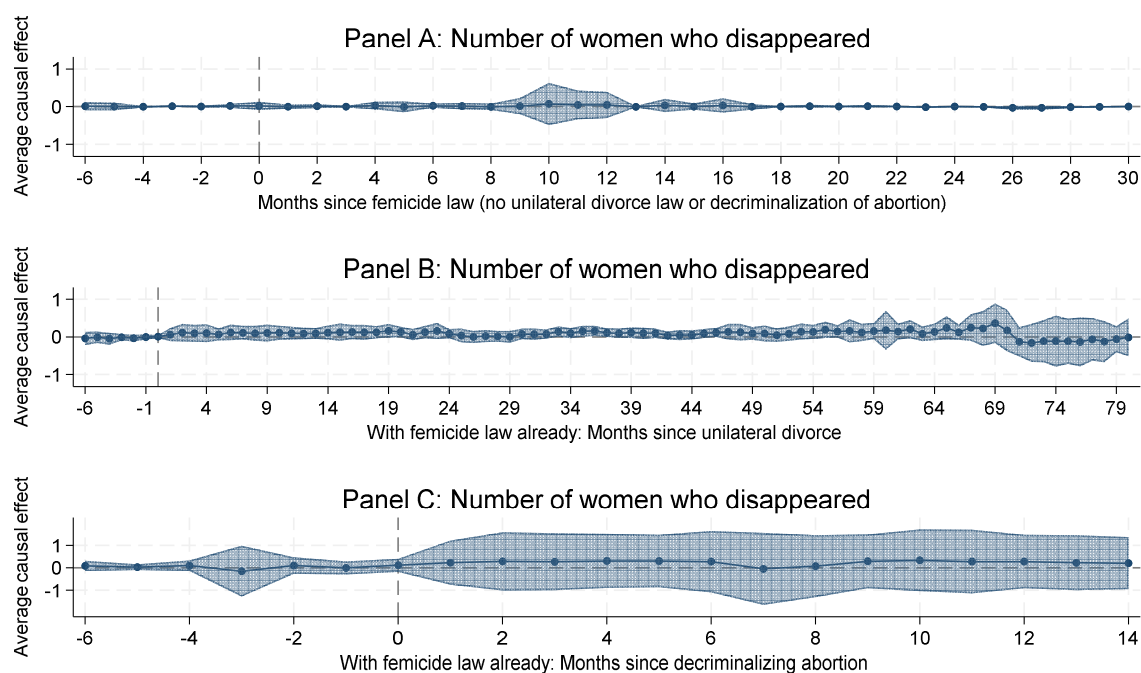


FIGURE A.4. THE DIFFERENCE-IN-DIFFERENCE ON THE NUMBER OF DISAPPEARANCES OF WOMEN, WITH CONTROLS

TABLE A.5—IMPACT OF THE AVERAGE PRISON SENTENCES OF FEMICIDES, USING CONTROLS AND ALL STATES

	Number of femicides	Number of homicides of women	Number of women who disappeared
	(1)	(2)	(3)
DID estimate	0.000	0.000	0.000
Standard error	0.000	0.001	0.000
Lower bound confidence interval	0.000	-0.001	-0.001
Upper bound confidence interval	0.001	0.001	0.001
Number of observations x periods	582866	582866	582866
Number of switchers x periods	51741	51741	51741
Number of months used for post-tr	90	90	90
Number of months used as placebo	6	6	6
Probability of joint placebo	0.644	0.330	0.754
Additional controls	Yes	Yes	Yes
(unemployment rates of males and females, males killed by firearms)			
Treatment	Enacting a femicide law and may have unilateral divorce or decriminalization of abortion		
Comparison	Without femicide law yet		

Notes: Standard errors are clustered at the state level and bootstrapped.

TABLE A.6—IMPACT OF THE FEMICIDE LAW BEFORE STATES ENACTED THE UNILATERAL DIVORCE LAW, USING CONTROLS

	Number of femicides (1)	Number of homicides of women (2)	Number of women who disappeared (3)
DID estimate	0.018	0.011	0.022
Standard error	0.012	0.027	0.020
Lower bound confidence interval	-0.006	-0.042	-0.017
Upper bound confidence interval	0.041	0.065	0.062
Number of observations x periods	15529	15529	15529
Number of switchers x periods	1489	1489	1489
Number of months used for post-treatment	9	9	9
Number of months used as placebos	6	6	6
Probability of joint placebo	0.965	0.881	0.961
Additional controls (unemployment rates of males and females, males killed by firearms)	Yes	Yes	Yes
Treatment	Enacted femicide law and, in some cases, this group will also enact the unilateral divorce law, but not yet		
Comparison	Without a unilateral divorce law, and without a femicide law but the state will enact such law at the same time as the rest in the group analyzed		

Notes: Standard errors are clustered at the state level and bootstrapped.

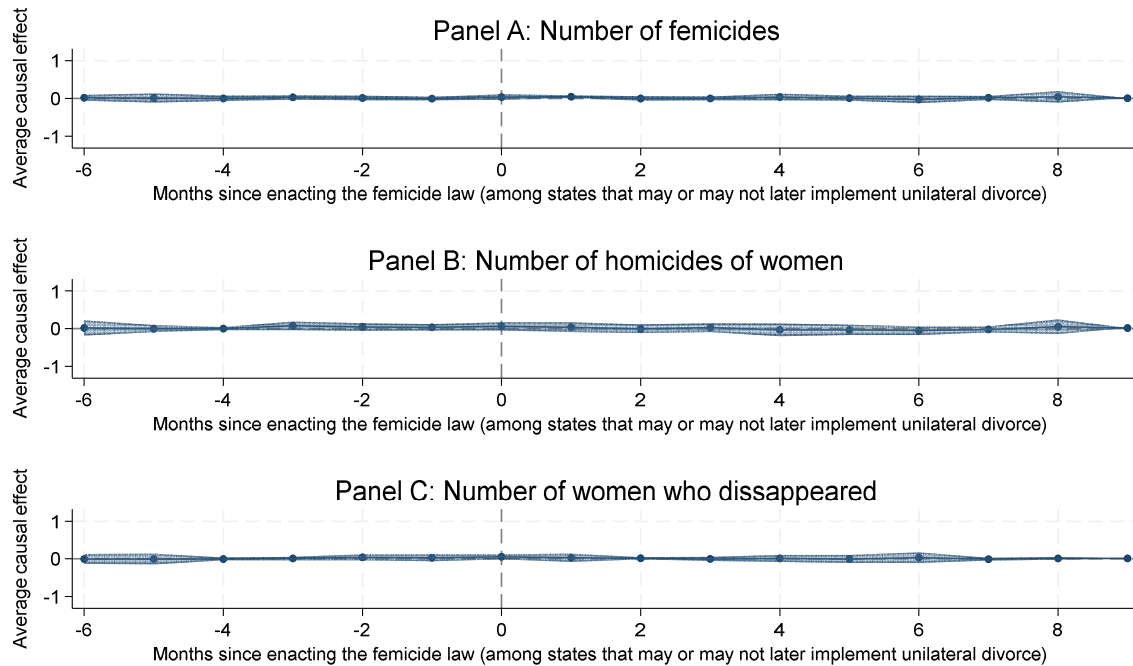


FIGURE A.5. IMPACT OF THE FEMICIDE LAW BEFORE STATES ENACTED THE UNILATERAL DIVORCE LAW, USING CONTROLS

TABLE A.7—IMPACT OF THE AVERAGE PRISON SENTENCE OF FEMICIDES BEFORE STATES
ENACTED THE UNILATERAL DIVORCE LAW, USING CONTROLS

	Number of femicides (1)	Number of homicides of women (2)	Number of women who disappeared (3)
DID estimate	0.001	0.000	0.001
Standard error	0.000	0.001	0.001
Lower bound confidence interval	0.000	-0.001	-0.001
Upper bound confidence interval	0.001	0.002	0.002
Number of observations x periods	15529	15529	15529
Number of switchers x periods	1489	1489	1489
Number of months used for post-treatment	9	9	9
Number of months used as placebos	6	6	6
Probability of joint placebo	0.965	0.881	0.961
Additional controls (unemployment rates of males and females, males killed by firearms)	Yes	Yes	Yes
Treatment	Enacted femicide law and, in some cases, this group will also enact the unilateral divorce law, but not yet		
Comparison	Without a unilateral divorce law, and without a femicide law but the state will enact such law at the same time as the rest in the group analyzed		

Notes: Standard errors are clustered at the state level and bootstrapped.

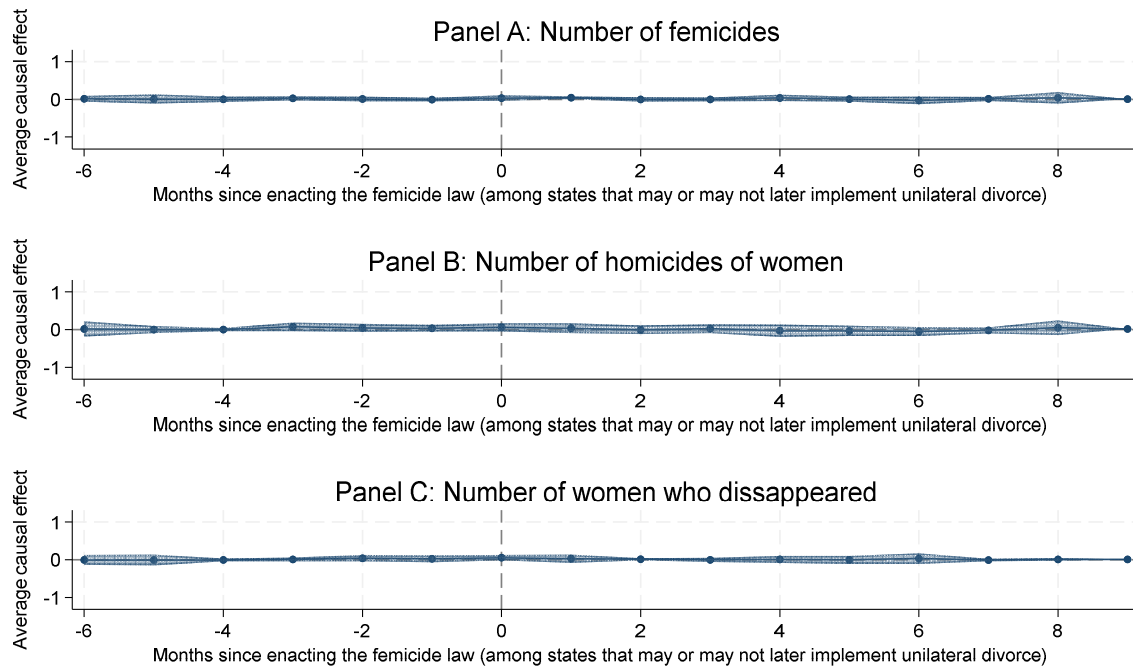


FIGURE A.6. IMPACT OF THE AVERAGE PRISON SENTENCES OF FEMICIDES BEFORE STATES
ENACTED THE UNILATERAL DIVORCE LAW

TABLE A.8—IMPACT OF THE DISPARITY IN AVERAGE PRISON SENTENCES BETWEEN FEMICIDES AND HOMICIDES BEFORE STATES ENACTED THE UNILATERAL DIVORCE LAW, USING CONTROLS

	Number of femicides (1)	Number of homicides of women (2)	Number of women who disappeared (3)
DID estimate	-0.006	0.005	0.003
Standard error	0.025	0.047	0.048
Lower bound confidence interval	-0.055	-0.087	-0.090
Upper bound confidence interval	0.042	0.098	0.096
Number of observations x periods	13500	13500	13500
Number of switchers x periods	4462	4462	4462
Number of months used for post-treatment	9	9	9
Number of months used as placebos	6	6	6
Probability of joint placebo	0.974	0.973	0.977
Additional controls (unemployment rates of males and females, males killed by firearms)	Yes	Yes	Yes
Treatment	Enacted femicide law and, in some cases, this group will also enact the unilateral divorce law, but not yet		
Comparison	Without a unilateral divorce law, and without a femicide law but the state will enact such law at the same time as the rest in the group analyzed		

Notes: Standard errors are clustered at the state level and bootstrapped.

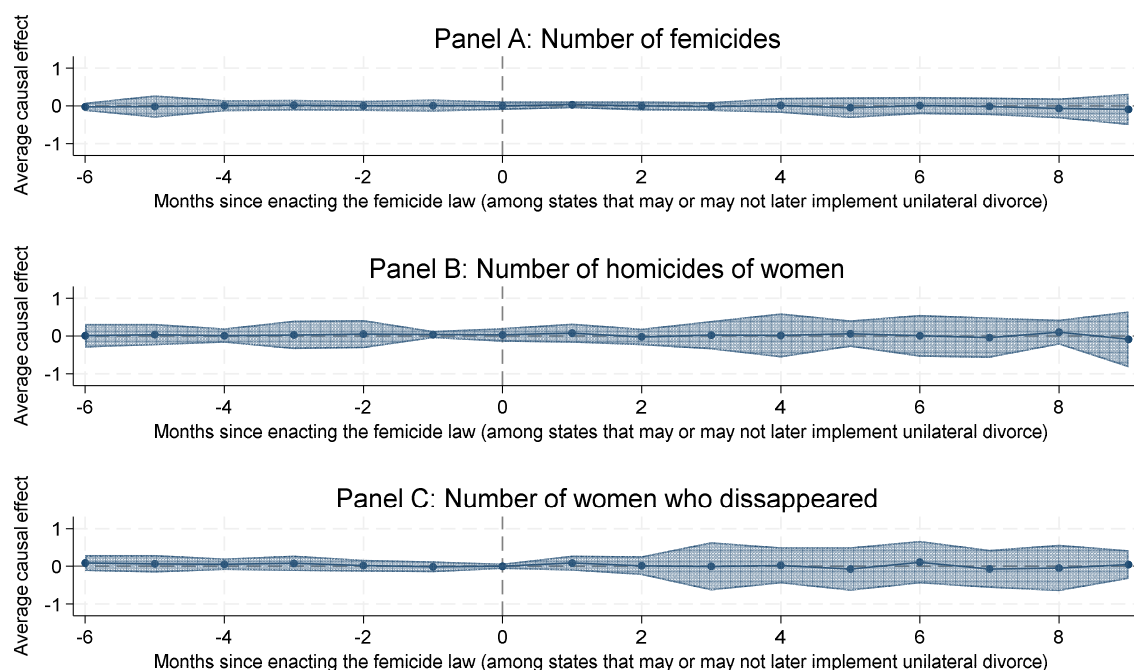


FIGURE A.7. IMPACT OF THE DISPARITY IN AVERAGE PRISON SENTENCES BETWEEN FEMICIDES AND HOMICIDES BEFORE STATES ENACTED THE UNILATERAL DIVORCE LAW, USING CONTROLS

TABLE A.9—IMPACT OF THE UNILATERAL DIVORCE LAW AMONG STATES THAT HAD ALREADY ENACTED THE FEMICIDE LAW, AND DID SO SIMULTANEOUSLY, USING CONTROLS

	Number of femicides (1)	Number of homicides of women (2)	Number of women who disappeared (3)
DID estimate	0.062	0.235	0.017
Standard error	0.156	0.250	0.392
Lower bound confidence interval	-0.244	-0.255	-0.750
Upper bound confidence interval	0.369	0.724	0.785
Number of observations x periods	56432	56432	56432
Number of switchers x periods	13789	13789	13789
Number of months used for post-treatment	30	30	30
Number of months used as placebos	6	6	6
Probability of joint placebo	0.951	0.990	0.967
Additional controls (unemployment rates of males and females, males killed by firearms)	Yes	Yes	Yes
Treatment	Enacted unilateral divorce law, and had previously enacted femicide law at the same time as the rest in the group		
Comparison	Without a unilateral divorce law, and with femicide law, which was enacted at the same time as the rest in the group		

Notes: Standard errors are clustered at the state level and bootstrapped.

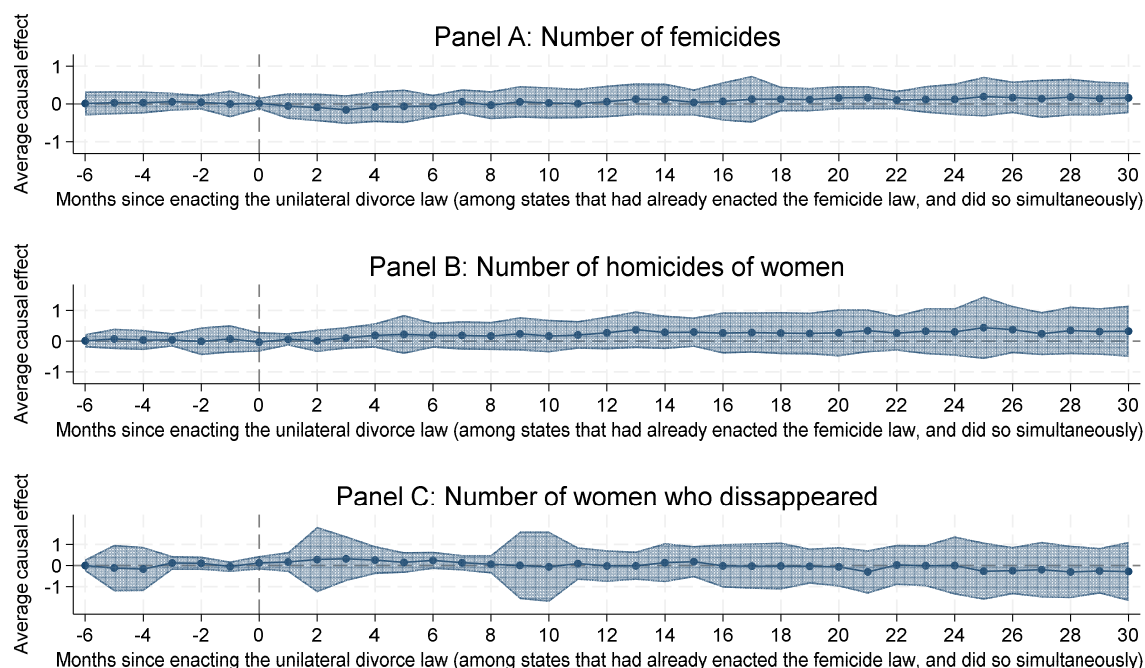


FIGURE A.8. IMPACT OF THE UNILATERAL DIVORCE LAW AMONG STATES THAT HAD ALREADY ENACTED THE FEMICIDE LAW, AND DID SO SIMULTANEOUSLY, USING CONTROLS