

A NEW VALIDITY MEASURE FOR FUZZY C-MEANS CLUSTERING *

Dae-Won Kim¹ Kwang H. Lee^{1,2}

1.Department of Computer Science, KAIST, Daejon, Korea

2.Department of BioSystems, KAIST, Daejon, Korea

Email:dwkim@if.kaist.ac.kr

ABSTRACT: A new cluster validity index is proposed for fuzzy clusters obtained from fuzzy c -means algorithm. The proposed validity index exploits inter-cluster proximity between fuzzy clusters. Inter-cluster proximity is used to measure the degree of overlap between clusters. A low proximity value refers to well-partitioned clusters. The best fuzzy c -partition is obtained by minimizing inter-cluster proximity with respect to c . Well-known data sets are tested to show the effectiveness and reliability of the proposed index.

Keyword: Cluster validity, Fuzzy clustering, Fuzzy c -means

1 INTRODUCTION

The objective of fuzzy clustering is to partition a data set into c homogeneous fuzzy clusters. The most widely used fuzzy clustering algorithm is the Fuzzy C-Means (FCM) algorithm proposed by Bezdek [1]. The algorithm, however, requires a pre-defined number of clusters (c) by a user. Different selections on the initial number of clusters result in different clustering partitions. Thus, it is necessary to validate each of the fuzzy c -partitions once they are found. This evaluation is called cluster validity. Many fuzzy cluster validity indexes have been proposed in the literature [1][2][3][4][5][6][7][8][9]. Bezdek's partition coefficient (PC) [2], partition entropy (PE) [3], and Xie-Beni's index [5] have been frequently used in current research. In this paper, a new cluster validity index for fuzzy clustering is proposed. The proposed index evaluates the fuzzy cluster partitions based on a proximity relation between fuzzy clusters. The proximity value is both the degree of overlapping and the inverse distance of separation between the clusters. Thus, a smaller proximity value indicates a lower degree of overlapping and farther separation between the clusters, which results in well-partitioned fuzzy clusters.

2 PREVIOUS WORK

The FCM clustering algorithm has been widely used to obtain the fuzzy c -partition. However, the algorithm may fall into local optima due to the initial selection of cluster centroids. Most of the clustering algorithms take a random generation to the initial selection method, which result in the fact that different selections on the initial cluster centroids cause different clustering partitions. Thus, an evaluation methodology was required to validate each of the fuzzy c -partitions once they are found. This evaluation is called cluster validity. In addition, a cluster validity can help to find out the optimal number of clusters (c) when the number of clusters is not known in a priori [8].

The objective of the FCM is to obtain the fuzzy c -partition $\tilde{F} = \{\tilde{F}_1, \tilde{F}_2, \dots, \tilde{F}_c\}$ for both an unlabeled data set $X = \{x_1, \dots, x_n\}$ and the number of clusters c by minimizing the evaluation function J_m :

$$\text{minimize } J_m(U, V : X) = \sum_{i=1}^c \sum_{j=1}^n (\mu_{ij})^m \|x_j - v_i\|^2 \quad (1)$$

where μ_{ij} is the membership degree of data x_j to a fuzzy cluster set \tilde{F}_i , and also, is an element of a $(c \times n)$ pattern matrix $U = [\mu_{ij}]$. $V = (v_1, v_2, \dots, v_c)$ is a vector of cluster centers of the fuzzy c -partition \tilde{F} . $\|x_j - v_i\|^2$ is an Euclidean norm between x_j and v_i . The parameter m controls the fuzziness of membership of each

*This work was supported by the Korea Science and Engineering Foundation (KOSEF) through the Advanced Information Technology Research Center

data. Most of fuzzy clustering algorithms are performed using $m = 2$ because it gives better performance results than other m values [4].

Bezdek proposed two cluster validity indexes for fuzzy clustering [2][3]: Partition Coefficient (V_{PC}) and Partition Entropy (V_{PE}). Equation 2 shows that V_{PC} takes its maximum as an optimal partition, and V_{PE} takes its unique minimum as the best one.

$$V_{PC} = \frac{\sum_{j=1}^n \sum_{i=1}^c \mu_{ij}^2}{n}, \quad V_{PE} = -\frac{1}{n} \sum_{j=1}^n \sum_{i=1}^c [\mu_{ij} \log_a(\mu_{ij})] \quad (2)$$

Xie and Beni proposed a validity index V_{XB} that focused on two concepts: compactness and separation [5]. The numerator part of equation 3 indicates the compactness of fuzzy partition. The denominator part explains the level of separation between clusters. Fukuyama and Sugeno also tried to model the cluster validation V_{FS} by exploiting both the compactness of cluster and the distance from each cluster centroid in equation 4 [6]. Kwon extended the Xie and Beni's index to eliminate its monotonic decreasing tendency [7].

$$V_{XB} = \frac{\sum_{i=1}^c \sum_{j=1}^n \mu_{ij}^2 \|x_j - v_i\|^2}{n(\underbrace{\min}_{i \neq k} \|v_i - v_k\|^2)} \quad (3)$$

$$V_{FS} = \sum_{j=1}^n \sum_{i=1}^c \mu_{ij}^2 (\|x_k - v_i\|^2 - \|v_i - \bar{v}\|^2) \quad (4)$$

$$V_K = \frac{\sum_{j=1}^n \sum_{i=1}^c \mu_{ij}^2 \|x_j - v_i\|^2 + \frac{1}{c} \sum_{i=1}^c \|v_i - \bar{v}\|^2}{\underbrace{\min}_{i \neq k} \|v_i - v_k\|^2} \quad (5)$$

More recent indexes in cluster validation are associated with the degree of variance in each cluster. Rezaee combined the within-cluster variance with the distance functional [8]. In equation 6, V_{CWB} , $\sigma(v_i)$ indicates the fuzzy variance of the i -th cluster, and $\sigma(X)$ means the variance of the pattern set X . Boudraa also suggested to take the cluster variance into consideration for the validity index V_{Bcrit} [9].

$$V_{CWB} = \alpha \frac{\sum_{i=1}^c \|\sigma(v_i)\|}{c \|\sigma(X)\|} + \frac{D_{max}}{D_{min}} \sum_{k=1}^c (\sum_{z=1}^c \|v_k - v_z\|)^{-1} \quad (6)$$

$$V_{Bcrit} = \frac{\max_{i \neq j} \delta(v_i, v_j)}{\min_{i \neq j} \delta(v_i, v_j)} + \alpha \frac{1}{c} \frac{\sum_{q=1}^P \sum_{k=1}^c var_q(k)}{\sum_{q=1}^P var_t(q)} \quad (7)$$

3 PROPOSED CLUSTER VALIDITY MEASURE

3.1 Motivation and intuition

In this paper, a new cluster validity index for the FCM is proposed. The key concept is to exploit the geometric properties of fuzzy clusters. All the previous indexes including V_{PC} and V_{PE} focused on only the compactness and the variation of within-cluster. Some indexes such as V_{XB} and V_{CWB} have used the strength of separation between clusters in order to account for an inter-cluster structural information. However, those indexes are limited in their ability to provide a meaningful interpretation of structure in the data since the separation is simply computed by considering only the distance between cluster centroids.

Figure 1 shows an example of how the traditional indexes are limited in their ability to recognize the correct difference between clusters. There are two different fuzzy partitions $(U^{(a)}, V^{(a)})$ and $(U^{(b)}, V^{(b)})$ containing the same separation distance between cluster centroids. Two fuzzy clusters $\tilde{F}_p^{(a)}, \tilde{F}_q^{(a)} \in U^{(a)}$ have their centroids $v_p^{(a)}, v_q^{(a)} \in V^{(a)}$ respectively in figure 1(a). In figure 1(b), two fuzzy clusters $\tilde{F}_p^{(b)}, \tilde{F}_q^{(b)} \in U^{(b)}$ have their own centroids $v_p^{(b)}, v_q^{(b)} \in V^{(b)}$, respectively. We find that $(U^{(a)}, V^{(a)})$ is better separated than $(U^{(b)}, V^{(b)})$ because a large number of data $x_j \in X$ are more clearly classified in $(U^{(a)}, V^{(a)})$. However, with the conventional indexes, it is difficult to tell which partition of the two is better in viewpoints of isolation

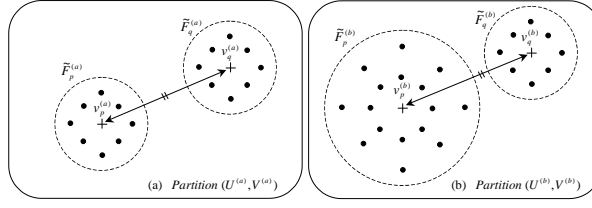


Figure 1: Two different fuzzy partitions $(U^{(a)}, V^{(a)})$ and $(U^{(b)}, V^{(b)})$ containing the same separation distance between cluster centroids

and hard to differentiate the geometric structure between two partitions since the separation distances $\|v_p^{(a)} - v_q^{(a)}\|$ and $\|v_p^{(b)} - v_q^{(b)}\|$ are equal. The limitation is due to the simple measure of separation between cluster centroids.

Thus it is necessary to devise a new validity index that is capable of utilizing the overall geometric structure between clusters and deriving a sufficient interpretation from the structure in the data. We take a novel approach based on an inter-cluster proximity measure between fuzzy clusters. Each fuzzy cluster is represented and regarded as a fuzzy set in equation 8.

$$\tilde{F}_i = \sum_{j=1}^n \mu_{\tilde{F}_i}(x_j)/x_j = \mu_{\tilde{F}_i}(x_1)/x_1 + \mu_{\tilde{F}_i}(x_2)/x_2 + \dots + \mu_{\tilde{F}_i}(x_n)/x_n \quad (8)$$

Given fuzzy partition (U, V) , the proposed index attempts to obtain the *proximity* between fuzzy clusters by computing the similarity between the fuzzy cluster sets. The inter-cluster proximity indicates both the degree of overlapping and the inverse distance of separation between the clusters. In other words, a smaller proximity value means a lower degree of overlapping and farther separation between the clusters, which results in well-partitioned fuzzy clusters.

3.2 Validity index using inter-cluster proximity

With each fuzzy cluster $\tilde{F}_i = \sum_{j=1}^n \mu_{\tilde{F}_i}(x_j)/x_j = \mu_{\tilde{F}_i}(x_1)/x_1 + \mu_{\tilde{F}_i}(x_2)/x_2 + \dots + \mu_{\tilde{F}_i}(x_n)/x_n$, we obtain the proximity value between two fuzzy clusters at each point of membership degree (μ) before computing the total inter-cluster proximity. The proximity function $f(\mu)$ at a given membership degree μ between two fuzzy clusters \tilde{F}_p and \tilde{F}_q is defined as:

$$f(\mu : \tilde{F}_p, \tilde{F}_q) = \sum_{j=1}^n \delta(x_j, \mu : \tilde{F}_p, \tilde{F}_q) \omega(x_j) \quad (9)$$

where

$$\delta(x_j, \mu : \tilde{F}_p, \tilde{F}_q) = \begin{cases} 1.0 & \text{if } \mu \leq \text{MIN}(\mu_{\tilde{F}_p}(x_j), \mu_{\tilde{F}_q}(x_j)) \\ 0.0 & \text{otherwise} \end{cases} \quad (10)$$

$\delta(x_j, \mu : \tilde{F}_p, \tilde{F}_q)$ determines whether two clusters are proximate at the membership degree μ for data x_j . It returns that proximity is 1.0 when both membership degrees of the two clusters are more than μ ; otherwise, it returns 0.0. Furthermore, $\omega(x_j)$ is introduced to assign a weight for vague data. The weight value of $\omega(x_j) \in [0.0, 1.0]$ is determined by the degree of sharing of data x_j between clusters. Vague data are given more weight than clearly classified data. For example, $\omega(x_j)$ is given a value within $[0.7, 1.0]$ when x_j is considered vague such that $\mu_{\tilde{F}_i}(x_j) \leq 0.5$ for all $\tilde{F}_i \in \tilde{F}$. Conversely, $\omega(x_j)$ is given a weight within $[0.0, 0.3]$ when x_j is clearly classified as belonging to one of the clusters such that $\mu_{\tilde{F}_i}(x_j) \geq 0.8$ for any $\tilde{F}_i \in \tilde{F}$. This approach makes it possible for us to focus more concentration on the highly-overlapped vague data in the computation of the validity index than other indexes do.

Figure 2 represents two proximity values $f(\mu)$ at membership degree μ between two fuzzy clusters. Two fuzzy partitions $U^{(a)}$ and $U^{(b)}$ were shown in the figure. In the figure 2(a), among all $x_j \in X$, only $x_j \in r$ are given a value 1.0 by equation 10. Given the weight function $w(x)$, proximity $f(\mu : \tilde{F}_p^{(a)}, \tilde{F}_q^{(a)})$ is obtained by

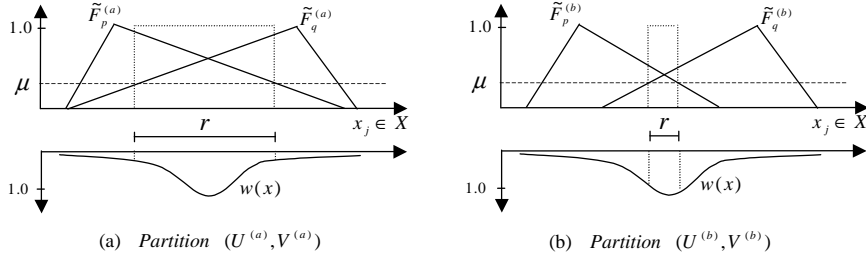


Figure 2: Proximity values $f(\mu)$ at membership degree μ between two fuzzy clusters

aggregating the product of $\delta(x_j, \mu : \tilde{F}_p^{(a)}, \tilde{F}_q^{(a)})$ and $w(x_j)$ for all $x_j \in X$ by equation 9. When we compare two proximity values $f(\mu)$ for the partitions $U^{(a)}$ and $U^{(b)}$, the $f(\mu : \tilde{F}_p^{(a)}, \tilde{F}_q^{(a)})$ is given more higher value than $f(\mu : \tilde{F}_p^{(b)}, \tilde{F}_q^{(b)})$. The number of overlapped data $x_j \in r$ in the partition $U^{(a)}$ is more than in $U^{(b)}$, which indicates that the partition $U^{(a)}$ has much more vague data than $U^{(b)}$. Thus, we can see that the partition $U^{(b)}$ with a lower $f(\mu)$ is a better partition than $U^{(a)}$ with a higher $f(\mu)$.

Definition 1 (Inter-cluster proximity) Let \tilde{F}_p and \tilde{F}_q be two fuzzy clusters belonging to a pattern matrix U . Let $f(\mu : \tilde{F}_p, \tilde{F}_q)$ be a proximity function at a given membership degree μ between \tilde{F}_p and \tilde{F}_q . Then, a total inter-cluster proximity $S(\tilde{F}_p, \tilde{F}_q)$ between \tilde{F}_p and \tilde{F}_q is defined as

$$S(\tilde{F}_p, \tilde{F}_q) = \sum_{\mu} f(\mu : \tilde{F}_p, \tilde{F}_q) = \sum_{\mu} \sum_{j=1}^n \delta(x_j, \mu : \tilde{F}_p, \tilde{F}_q) \omega(x_j) \quad (11)$$

$S(\tilde{F}_p, \tilde{F}_q)$ is obtained by calculating the $f(\mu : \tilde{F}_p, \tilde{F}_q)$ for the whole range of membership degrees. A small value for $S(\tilde{F}_p, \tilde{F}_q)$ indicates that \tilde{F}_p has little proximity to \tilde{F}_q , which results in a well-separated partition between the two clusters. With the above proximity definition for the two fuzzy clusters, we establish a new cluster validity index for fuzzy clustering.

Definition 2 (Proposed validity index) Let \tilde{F}_p and \tilde{F}_q be two fuzzy clusters belonging to a pattern matrix U . Let $S(\tilde{F}_p, \tilde{F}_q)$ be the inter-cluster proximity between \tilde{F}_p and \tilde{F}_q . Let the number of clusters and the computation number for the proximity between the fuzzy clusters be denoted by c and c_2 , respectively. Then, the proposed validity index $V_{proposed}(U, V : X)$ is defined as

$$\begin{aligned} V_{proposed}(U, V : X) &= \frac{1}{c_2} \sum_{\substack{p=1 \\ p \neq q}}^c \sum_{q=1}^c S(\tilde{F}_p, \tilde{F}_q) \\ &= \frac{2}{c(c-1)} \sum_{\substack{p=1 \\ p \neq q}}^c \sum_{q=1}^c [\sum_{\mu} \sum_{j=1}^n \delta(x_j, \mu : \tilde{F}_p, \tilde{F}_q) \omega(x_j)] \end{aligned} \quad (12)$$

$V_{proposed}$ index takes an average proximity for all clusters of fuzzy c -partition. We see that a small value for $V_{proposed}$ indicates a well-clustered fuzzy c -partition as suggested by Definition 2. Therefore, the best fuzzy c -partition or the optimum value of c is obtained by minimizing $V_{proposed}$ over $c = 2, 3, \dots, c_{max}$.

4 EXPERIMENTAL RESULTS

To show the reliability and effectiveness of the proposed index in finding the optimal partition, extensive comparisons with other indexes are conducted on five widely used data sets. The proposed index $V_{proposed}$ was compared with seven fuzzy cluster validity indexes for the fuzzy c -partition (U, V) obtained from the FCM: V_{PC} [2], V_{PE} [3], V_{XB} [5], V_{FS} [6], V_K [7], V_{CWB} [8], $V_{B_{crit}}$ [9]. For each data set, we made several

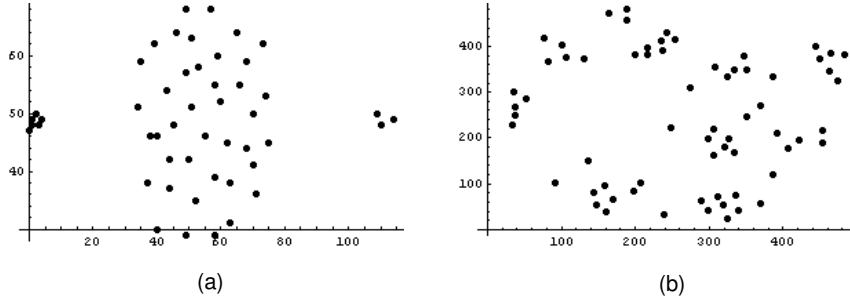


Figure 3: (a) BENSaid data set (optimal c is three) (b) STARFIELD data set (optimal c is eight)

Table 1: Cluster validity values on the BENSaid data set for $c = 2, \dots, c_{max} = \sqrt{n} \approx 7$

c	V_{PC}	V_{PE}	V_{XB}	V_{FS}	V_K	V_{CWB}	$V_{B_{crit}}$	$V_{proposed}$
$c = 2$	0.72	0.19	0.24	3671.01	11.89	0.84	8.00	112.60
$c = 3$	0.75	0.20	0.07	-15676.31	4.12	0.62	4.46	39.87
$c = 4$	0.61	0.32	0.27	-15035.68	15.87	0.58	8.19	80.90
$c = 5$	0.66	0.29	0.12	-27285.22	8.71	0.46	7.69	58.96
$c = 6$	0.63	0.33	0.10	-28692.18	8.14	0.43	8.15	55.59
$c = 7$	0.61	0.36	0.10	-29292.01	9.20	0.44	9.09	57.52

runs of the FCM for different values of $c = 2, \dots, c_{max}$. The parameters of the FCM were set as follows: termination criterion $\epsilon = 0.001$, the weighting exponent $m = 2.0$, and $\|*\|^2$ was a square of the Euclidean norm. Initial centroids V_0 were randomly selected.

Figure 3(a) scatterplots the first data set that was described by Bendsaid [10]. The data set includes 49 data points in two dimensional measurement space, and consists of three clusters. Table 1 shows the results of validity indexes with respect to $c = 2, 3, \dots, c_{max} = 7$. The optimal value c of each index is marked by bold face. For each $c \geq 2$, eight validity indexes compute their index values. As mentioned before, all indexes except V_{PC} take their minimums as optimal values. The number of clusters $c = 3$ in the Bendsaid's set was correctly recognized by five cluster validity indexes including the proposed index. V_{PE} indicates the presence of two clusters. V_{FS} and V_{CWB} take their minimum at $c = 7$ and $c = 6$, respectively.

Figure 3(b) shows a superset of the STARFIELD data set [5]. The data set contains 66 data points where eight or nine clusters are in agreement at a reasonably optimal partition. Table 2 shows the results of validity indexes with respect to $c = 2, 3, \dots, c_{max} = 8$. We see that V_{CWB} and $V_{proposed}$ correctly recognize the presence of eight clusters. The six remaining indexes do not agree with the optimal c value. V_{PC} and V_{PE} consider two clusters to be a natural structure. The minimum values of V_{XB} and V_K is obtained at $c = 6$. V_{FS} points to $c = 7$. $V_{B_{crit}}$ indexes recognize $c = 5$ clusters as an optimal partition.

Table 3 summaries the comparison results of the validity indexes of five well-known data sets: BEN-

Table 2: Cluster validity values on the STARFIELD data set for $c = 2, \dots, c_{max} = \sqrt{n} \approx 8$

c	V_{PC}	V_{PE}	V_{XB}	V_{FS}	V_K	V_{CWB}	$V_{B_{crit}}$	$V_{proposed}$
$c = 2$	0.73	0.18	0.24	216235.05	16.04	0.17	4.90	148.60
$c = 3$	0.66	0.26	0.12	-597582.27	8.29	0.12	4.23	93.33
$c = 4$	0.62	0.32	0.12	-835444.94	8.74	0.10	4.19	94.67
$c = 5$	0.63	0.33	0.11	-1047072.42	8.16	0.09	4.09	78.64
$c = 6$	0.65	0.33	0.10	-1266918.83	8.09	0.08	4.30	62.04
$c = 7$	0.66	0.33	0.11	-1394217.46	9.61	0.07	4.66	57.83
$c = 8$	0.67	0.33	0.12	-1368962.28	10.42	0.07	5.10	50.59

Table 3: Preferable values of c for six data sets by each cluster validity index

Data set	$c_{optimal}$	V_{PC}	V_{PE}	V_{XB}	V_{FS}	V_K	V_{CWB}	$V_{B_{crit}}$	$V_{proposed}$
BENSAID	3	3	2	3	7	3	7	3	3
STARFIELD	8	2	2	6	7	6	8	5	8
IRIS	2	2	2	2	3	2	3	6	2
X30	3	3	3	3	4	2	3	3	3
BUTTERFLY	2	2	2	2	3	2	2	2	2

SAID's set [10], STARFIELD [5], IRIS [4], X30 [11], and BUTTERFLY [7]. IRIS has $n = 150$ data points in a four-dimensional measurement space. One can argue in favor of both $c = 2$ and $c = 3$ for IRIS because of the substantial overlap of two of the clusters. In this paper, we take $c = 2$ as an optimal choice in view of the geometric structure of IRIS [4]. The X30 data set has $c = 3$ compact, well-separated clusters with $n = 30$ where each cluster has 10 points [11]. The BUTTERFLY data set contains $c = 2$ clusters with $n = 15$ data points [7]. The column $c_{optimal}$ in Table 3 refers to the optimal number of clusters for the given data sets, and the other columns show the cluster numbers of each index. We find that $V_{proposed}$ is the most reliable indexes since it correctly recognizes the number of clusters for all data sets. On the other hand, V_{PC} , V_{PE} , and V_{XB} don't recognize the correct c for STARFIELD. V_{PE} also fails to identify $c_{optimal}$ in BENSAID set. We see that V_K fails to recognize $c_{optimal}$ in the STARFIELD and X30 sets. The V_{CWB} fails to recognize the optimal number of clusters for BENSAID and IRIS sets. The minimum value of $V_{B_{crit}}$ is obtained at $c = 5$ and $c = 6$ in the STARFIELD and IRIS set, respectively. V_{FS} is much more unreliable than the other indexes.

5 Conclusions

In this paper, a new cluster validity index for the fuzzy c -partition has been proposed. The validity index takes the proximity between fuzzy clusters into account to evaluate the fuzzy partitions. Given a fuzzy partition, the proposed index computes an inter-cluster proximity based on a similarity in order to obtain meaningful structural information. The best fuzzy c -partition is obtained by minimizing the inter-cluster proximity with respect to c . The performance of the proposed index was tested on various data sets demonstrating its effectiveness and reliability. From the experiments that find the optimal number of clusters, the results indicate that the proposed approach is more reliable than other indexes. In future work, we plan to apply the proposed method to more realistic examples such as color image clustering. We would like to obtain the optimal clustering result of color images with the help of the validity index.

REFERENCE

- [1] J.C. Bezdek (1981) Pattern Recognition with Fuzzy Objective Function Algorithms. Plenum, NY.
- [2] J.C Bezdek (1974) "Numerical taxonomy with fuzzy sets", J. Math. Biology, 1:57-71.
- [3] J.C Bezdek (1974) "Cluster validity with fuzzy sets", J. Cybernet., 3:58-72.
- [4] N.R. Pal, J.C. Bezdek (1995) "On cluster validity for the fuzzy c-means model", IEEE Transactions on Fuzzy Systems, 3(3):370-379.
- [5] X.L. Xie, G. Beni (1991) "A validity measure for fuzzy clustering", IEEE Transactions on Pattern Analysis and Machine Intelligence, 13(8):841-847.
- [6] Y. Fukuyama, M. Sugeno (1989) "A new method of choosing the number of clusters for the fuzzy c-means method", Proceedings of 5th Fuzzy Systems Symposium, 247-250.
- [7] S.H. Kwon (1998) "Cluster validity index for fuzzy clustering", Electronics Letters, 34(22):2176-2177.
- [8] M.R. Rezaee, B.P.F. Lelieveldt, J.H.C Reiber (1998) "A new cluster validity index for the fuzzy c-mean", Pattern Recognition Letters, 19:237-246.
- [9] A.O. Boudraa (1999) "Dynamic estimation of number of clusters in data sets", Electronics Letters, 35(19):1606-1607.
- [10] A.M. Bensaid, et al (1996) "Validity-guided (re)clustering with applications to image segmentation", IEEE Transactions on Fuzzy Systems, 4(2):112-123.
- [11] J.C. Bezdek, N.R. Pal (1998) "Some new indexes of cluster validity", IEEE Transactions on Systems, Man, and Cybernetics-Part B: Cybernetics, 28(3):301-315.