

MUSCLE: A Model Update Strategy for Compatible LLM Evolution

Jessica Echterhoff* Fartash Faghri Raviteja Vemulapalli
UC San Diego Apple Apple

Ting-Yao Hu Chun-Liang Li Oncel Tuzel Hadi Pouransari*
Apple Apple Apple Apple

Abstract

Large Language Models (LLMs) are frequently updated due to data or architecture changes to improve their performance. When updating models, developers often focus on increasing overall performance metrics with less emphasis on being compatible with previous model versions. However, users often build a mental model (Bansal et al., 2019) of the functionality and capabilities of a particular ML model they are interacting with. They have to adapt their mental model with every update – a draining task that can lead to user dissatisfaction. In practice, fine-tuned downstream task adapters rely on pretrained LLM base models. When these base models are updated, these user-facing downstream task models experience instance regression or negative flips – previously correct instances are now predicted incorrectly. This happens even when the downstream task training procedures remain identical. Our work aims to provide seamless model updates to a user in two ways. First, we provide evaluation metrics for a notion of compatibility to prior model versions, specifically for generative tasks but also applicable for discriminative tasks. We observe regression and inconsistencies between different model versions on a diverse set of tasks and model updates. Second, we propose a training strategy to minimize the number of inconsistencies in model updates, involving training of a compatibility model that can enhance task fine-tuned language models. We reduce negative flips – instances where a prior model version was correct, but a new model incorrect – by up to 40% from Llama 1 to Llama 2.

1 Introduction

Large Language Models (LLMs) are often pretrained on large-scale corpora to obtain a base

* Research conducted during internship at Apple. Corresponding authors: jechterh@ucsd.edu, mpouransari@apple.com

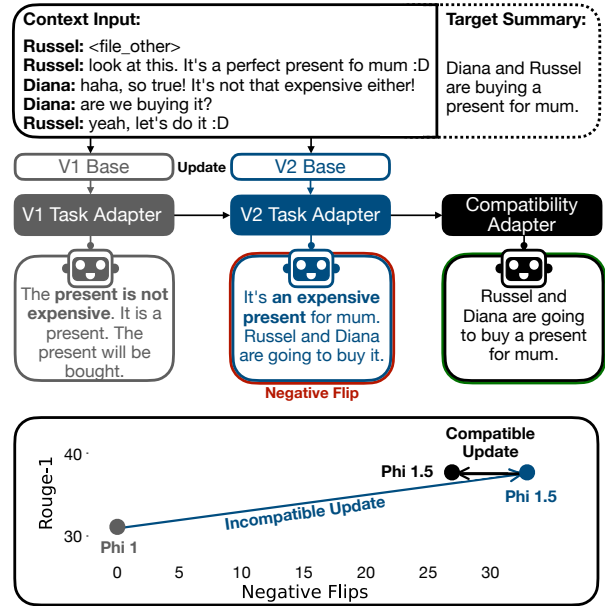


Figure 1: A real example of a model update that introduces negative flips, where previously correct predictions become incorrect. With our model update strategy using a compatibility adapter approach, we can enhance compatibility with the previous model while maintaining the performance gain (measured by the ROUGE-1 score for the summarization task in this figure) of the model update.

model that has general world knowledge. These base models are typically evaluated using a suite of benchmarks that mostly focus on zero/few-shot performance and in-context learning capabilities. Training these models is expensive and only a few organizations have access to the resources needed for this. Hence, to enable various user-facing applications such as summarization, chatbots, code assistants, and question answering, practitioners often adapt pretrained base models by training task-specific parameter-efficient adapters using downstream task datasets.

Several scenarios drive updates to the base model. For example, improved training strategy,

advances in LLM architectures or increasing model context length (Touvron et al., 2023a), the availability of additional or higher quality datasets (Gunasekar et al., 2023), the expansion of model vocabulary (e.g., to support multilingual or multimodal models), or simply training for a longer period (Biderman et al., 2023). When a base model is updated, the associated task adapters need to be retrained to have meaningful downstream models. Hence, in the rest of the paper, we use the term *model update* to refer to an update to a downstream task model, which includes updating the base model and retraining the task adapter.

When a model is updated, each data sample can be categorized into one of the four groups depicted by four quadrants shown in Fig. 2. The new model could result in a negative flip (quadrant 4) for many samples (Yan et al., 2021) even when it has a better overall performance when compared to the previous model. A real example of a negative flip caused by a model update is shown in Fig. 1 for dialog summarization task. This regression behavior could confuse the user driving down the user satisfaction (Sakai, 2022). Furthermore, the importance of regression testing has been recently studied for evolving LLMs used through APIs (Ma et al., 2023).

Many existing works focus on increasing positive flips (quadrant 2) while reducing negative flips (quadrant 4) (Cai et al., 2022; Sakai, 2022; Yan et al., 2021; Li et al., 2023b; Schumann et al., 2023). However, they neglect prediction inconsistencies in the scenarios where both model versions are incorrect (quadrant 3). For example, Träuble et al. (2021) assumes the cost of flips from one incorrect class to another incorrect class to be zero. We argue that there is value in being consistent when both models are incorrect. A user may have developed coping strategies on how to interact with a model when it is incorrect; therefore, inconsistencies in mistakes can lead to user dissatisfaction.

Previous works have mainly addressed the regression challenge for classification tasks (Cai et al., 2022; Sakai, 2022; Yan et al., 2021; Li et al., 2023b; Schumann et al., 2023). In this work, we systematically study the problem of downstream model compatibility (reducing negative flips and being consistent when making mistakes) using various downstream tasks (both discriminative and generative) and different base models.

Following is a summary of our contributions:

	Version 2	Version 2
Version 1	Aligned with GT Similar Answers?	Negative Flips/ Regression
Version 1	Positive Flips/ Gain	Not Aligned with GT Similar Answers?

Figure 2: Four possibilities arise for each sample when a model is updated. Quadrants 2 and 4 show positive and negative flips, respectively. A model update with more instances in quadrant 2 and fewer in quadrant 4 indicates more performance gain and less regression. Furthermore, quadrant 3 corresponds to instances where both models are incorrect. Encouraging similarity between the old and new models in this case (i.e., making the same mistakes) results in a more seamless model update from the user’s perspective.

- We formulate the compatibility problem when updating LLMs. We consider a setup where base LLMs are updated independently and study model compatibility and performance through parameter-efficient task-specific fine-tuning.
- We extend notion of model compatibility from discriminative to generative tasks, and propose regression/compatibility metrics that consider similarities in model behavior after an update, going beyond the negative flip rate metric.
- We investigate model compatibility for different update scenarios using open-weights models and find significant regression across various tasks.
- We propose learning a compatibility adapter to align model versions and minimize regression. We demonstrate up to 40% reduction in negative flip rate (e.g. for Llama 1 to Llama 2 update in language understanding) and reduction in model inconsistency for other downstream tasks such as summarization, math reasoning, and commonsense question-answering.

2 Related Work

2.1 Measuring Regression Errors

Classification Yan et al. (2021) introduce the negative flip rate (NFR) to evaluate model compatibility for classification tasks. NFR calculates

the fraction of instances that were previously correct but are now incorrect with the new model. Other metrics include backward trust compatibility (BTC) (Srivastava et al., 2020), the ratio of instances that the new model predicts correctly among all instances the old model predicts correctly. Ultimately, these metrics have been shown to measure similar statistics (Sakai, 2022). Matsuno and Sakuma (2023) propose backward compatibility with a conditional distribution, which computes the ratio at which the accuracy of the conditional distribution of the new model is equal to or higher than that of the old model. Cai et al. (2022) introduce the negative flip impact for graph NLP tasks, taking into account the negative flips and the overall error rate of the model. All of these metrics are limited to the evaluation of discriminative classification tasks.

2.2 Reducing Update Regression

Model Ensembles Prior work found that model ensembles reduce model update regression. This can be attributed to the reduction of variance by ensembling, as every single model may capture the training data from a distinct aspect (Yan et al., 2021; Xie et al., 2021). Other approaches include choosing the most centric model from the ensemble (Xie et al., 2021), aligning two models’ uncertainties (Li et al., 2023b), or using gating mechanisms (Lai et al., 2023). To ensure model compatibility, previous work has also used model parts from the old model to infuse into the new one (Ran et al., 2023), with the limitation of both models being required at inference time. For limited use cases, Qin et al. (2023) have shown to re-use previously learned adapters when purely a data update was performed. These methods either introduce larger memory footprint by re-using old model parts, or are limited to (same-domain) data-updates and same models only.

Knowledge Distillation Originally proposed for model compression (Buciluă et al., 2006), a (smaller) student model is trained to mimic a (larger) teacher model. By treating the old model as the teacher and the new model as the student, knowledge distillation has been shown to reduce model update regression in vision and language discriminative tasks (Yan et al., 2021; Xie et al., 2021; Schumann et al., 2023; Jaeckle et al., 2023; Zhang et al., 2021; Shen et al., 2020; Ramanujan et al., 2022). Shen et al. (2020) propose a distillation-based influence loss to align new model represen-

tations with those of the old model. Similarly, Ramanujan et al. (2022); Jaeckle et al. (2023) apply distillation after a learned transformation module. Schumann et al. (2023) propose weight interpolation between the old and the new model, Zhao et al. (2022) suggest matching old and new model distributions, Yan et al. (2021) distill from an ensemble, and Caciolai et al. (2023) recommend using focal distillation. However, none of these approaches evaluate their approaches on generative tasks or require both the old and new models to be in memory.

3 Problem Formulation

Setup Training LLMs from scratch for every downstream task is expensive. Hence, we follow the common setup of finetuning a pre-trained base LLM to multiple downstream tasks with task-specific LoRA adapters (Hu et al., 2021).

Let $\mathcal{M}_i^{\text{base}}$ denote the i^{th} version of the base LLM with parameters θ_i . We adapt $\mathcal{M}_i^{\text{base}}$ to a downstream task \mathcal{T} using an adapter $\mathcal{A}_i^{\mathcal{T}}$ to obtain a downstream model $\mathcal{M}_i^{\mathcal{T}}$ with weights $\theta_i^{\mathcal{T}} = \theta_i + \Delta_i^{\mathcal{T}}$, where $\Delta_i^{\mathcal{T}}$ denotes the weights of the task-specific adapter $\mathcal{A}_i^{\mathcal{T}}$ learned using the training data corresponding to task \mathcal{T} . When the base model is updated from $\mathcal{M}_{v1}^{\text{base}}$ to $\mathcal{M}_{v2}^{\text{base}}$, the task-specific adapters are re-trained for each downstream task. Hereafter, for simplicity of notation, we use \mathcal{M}_{v1} and \mathcal{M}_{v2} to refer to the task-adapted models $\mathcal{M}_{v1}^{\mathcal{T}}$ and $\mathcal{M}_{v2}^{\mathcal{T}}$, respectively, and explicitly mention the task \mathcal{T} when needed.

3.1 Backward Compatibility Metrics

A backward compatibility metric outputs a compatibility score based on two models, \mathcal{M}_{v1} to \mathcal{M}_{v2} . Yan et al. (2021) propose negative flip rate (NFR) to measure regression in classification models over a dataset $\{x_i, y_i\}_{i=1}^N$, where y_i is the ground truth class for input x_i for a particular task \mathcal{T} :

$$\text{NF}(x_i) \triangleq [\mathcal{M}_{v1}(x_i) = y_i] \wedge [\mathcal{M}_{v2}(x_i) \neq y_i]$$

$$\text{NFR} \triangleq \frac{1}{N} \sum_i^N \mathbf{1}[\text{NF}(x_i)]$$

Here $\mathbf{1}$ denotes the indicator function. This notion of regression is partly applicable for autoregressively trained tasks. LLM benchmarks (Gao et al., 2023) calculate the likelihood of every possible choice in a multiple-choice question and choose the response with the highest likelihood.

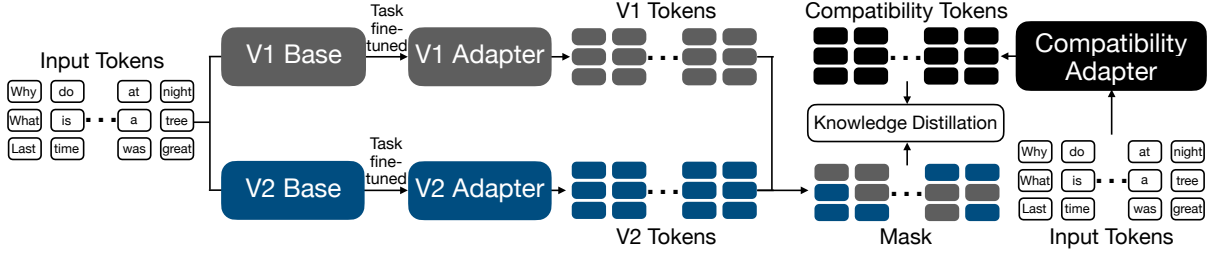


Figure 3: When updating a model, regression on individual tokens and instances can arise. We use a masked approach to select tokens to be aligned with knowledge distillation either with the old version to remain consistent, or with the new task model to increase performance.

This evaluation can be used to indicate regression, similar to classification for tasks with multiple choices (Zellers et al., 2019; Wang et al., 2019; Welbl et al., 2017).

Unobserved Inconsistencies Inconsistencies do not only occur within positive or negative flips. For example, when the old model predicts class A, the new model class B, and the ground truth is class C. Similarly, if there are multiple ground truth options, a flip could occur within the ground truth options, as in quadrant 1 in Fig. 2. We argue that if we cannot produce a better prediction, we should at least stay consistent to the users expectations and propose metrics extended negative flips metrics for this use case.

Continuous Metrics In generative tasks for language models, we do not necessarily have multiple choices for which we can predict if an instance regressed or not. Hence a metric incorporating multiple choices and then calculating negative flips is not applicable for continuous evaluation metrics. For example, for summarization tasks, which continuous metrics such as ROUGE (Lin, 2004) or BERT Score (Zhang et al., 2019) scores are often used for evaluation. Hence, we require a new metric to evaluate compatibility for generative tasks like summarization.

3.2 Extended Evaluation Metrics

To extend the possibility of evaluating model updates, we propose a suite of metrics that evaluate model updates specifically for generative tasks that may or may not have multiple options available (e.g summarization tasks), as well as extend measurement of inconsistent flips.

Accounting for Flips within Gain or Regression

To capture inconsistencies for instances where both old and new models are incorrect, we adapt the

negative flip rate as follows when multiple choice options are available:

$$NF_{mc}(x_i) \triangleq [\mathcal{M}_{v2}(x_i) \neq y_i] \wedge [\mathcal{M}_{v1}(x_i) \neq \mathcal{M}_{v2}(x_i)]$$

$$NFR_{mc} \triangleq \frac{1}{N} \sum_i^N \mathbf{1}[NF_{mc}(x_i)]$$

which includes the possibility that neither of the models give the correct answer, but a change in behavior occurs. Similarly, for multi-label tasks this notion can account for ground-truths that may have flipped during a model update when multiple ground truth options exist.

Smooth Gain and Regression To add fine-grained and continuous metrics for generative tasks like summarization, we evaluate the *expected* performance gain and regression compared to the previous version, to enable a user-centric model update in accordance to the four quadrants of Fig. 4. Our general framework aims to be independent of the actual similarity metric, such that it can be chosen in accordance with any respective task of interest.

Given a similarity metric S , and model outputs $\mathcal{M}_{v1}(x_i)$ and $\mathcal{M}_{v2}(x_i)$ for an input x_i , the difference for a model update for a particular test instance i is

$$D(x_i) \triangleq S(\mathcal{M}_{v2}(x_i), y_i) - S(\mathcal{M}_{v1}(x_i), y_i)$$

acting as an indication of the distance of the two model outputs with respect to the grand truth. This gain per instance enables us to classify which model update compatibility quadrant each instance falls into. In practice, similarity metrics could be BERT Score (Zhang et al., 2019), ROUGE Score (Lin, 2004), BLEU Score (Papineni et al., 2002), or model-as-a-judge metrics (Huang et al., 2024) depending on the use case and task.

To get an indication similar to positive and negative flip rate in generative tasks, we observe the distribution of instances with positive gain or negative regression:

$$\widetilde{\text{PFR}} \triangleq \frac{1}{N} \sum_i^N \mathbf{1}[D(x_i) > 0]$$

$$\widetilde{\text{NFR}} \triangleq \frac{1}{N} \sum_i^N \mathbf{1}[D(x_i) < 0]$$

To observe the magnitude of regression and gain, we can observe the expectation:

$$m_g \triangleq \frac{1}{N \cdot \widetilde{\text{PFR}}} \sum_i^N D(x_i) \mathbf{1}[D(x_i) > 0]$$

$$m_r \triangleq \frac{1}{N \cdot \widetilde{\text{NFR}}} \sum_i^N |D(x_i)| \mathbf{1}[D(x_i) < 0]$$

This gives an indication of the average magnitude of change in similarity metric when gain or regression occurs.

4 Knowledge Transfer

To minimize the regression during model updates, we propose a knowledge distillation approach applied on the task-specific models \mathcal{M}_{v1} and \mathcal{M}_{v2} . Typically, knowledge distillation minimizes the KL divergence between the soft targets $\sigma(z_t)$ and $\sigma(z_s)$, where z_s and z_t are logits predicted by student and teacher models, respectively. i denotes the i 'th token, n is the total number of tokens available for training, T is temperature parameter, and σ denotes softmax.

$$\mathcal{L}_{KL} = \frac{1}{n} \sum_{i=1}^n KL(\sigma(z_{t,i}/T) \parallel \sigma(z_{s,i}/T))$$

Most knowledge distillation works consider the distillation from a trained teacher to an untrained student (Tian et al., 2022; Rajasegaran et al., 2020). Recent work (Roth et al., 2024) tackles the goal of knowledge transfer between pretrained student and teacher models while retaining student knowledge gained a priori, and show that standard knowledge distillation between pretrained models struggles to transfer knowledge without performance drops for many teacher-student pairs. Complementary to this work that focuses on performance and maintaining prior knowledge, we tackle compatibility to previous models through knowledge transfer.

4.1 Model Update Strategy for Compatible LLM Evolution (MUSCLE)

When the base model is updated, we aim to train a task-specific fine-tuned model, \mathcal{M}_{v2}^C , that has the accuracy benefits of \mathcal{M}_{v2} , but with most compatibility with \mathcal{M}_{v1} . We obtain \mathcal{M}_{v2}^C by training a *compatibility adapter* applied to the base model $\mathcal{M}_{v2}^{\text{base}}$. We use knowledge from task-specific fine-tuned models \mathcal{M}_{v1} and \mathcal{M}_{v2} when training \mathcal{M}_{v2}^C . \mathcal{M}_{v2} typically has increased prediction capabilities over \mathcal{M}_{v1} (due to improvements in the base model), but \mathcal{M}_{v1} has information on already correctly predicted tokens or instances that we want to minimize regression towards.

We initialize the compatibility adapter with the task-specific adapter of \mathcal{M}_{v2} , and further fine-tune it (using the task training dataset) by aligning the next token prediction to either \mathcal{M}_{v1} or \mathcal{M}_{v2} . We define a masking (for individual tokens of a training sequence) following a simple heuristic depending on whether \mathcal{M}_{v2}^C (the adapter being trained) predicts the correct tokens or not. If it does, we align to \mathcal{M}_{v2} logits, otherwise, we align to \mathcal{M}_{v1} . The fine-tuning process of \mathcal{M}_{v2}^C is depicted in Fig. 3. The fine-tuning loss to train the compatibility adapter, \mathcal{L}_{comp}^m , is defined below:

$$m_i = \mathbf{1}[\text{argmax } \sigma(z_{\mathcal{M}_{v2}^C,i}) \neq y_i] \quad (1)$$

$$a_{\mathcal{M}_{v1}} = KL(\sigma(z_{\mathcal{M}_{v1},i}/T) \parallel \sigma(z_{\mathcal{M}_{v2}^C,i}/T))$$

$$a_{\mathcal{M}_{v2}} = KL(\sigma(z_{\mathcal{M}_{v2},i}/T) \parallel \sigma(z_{\mathcal{M}_{v2}^C,i}/T))$$

$$\mathcal{L}_{comp}^m = \frac{1}{n} \sum_{i=1}^n m_i \cdot a_{\mathcal{M}_{v1}} + (1 - m_i) \cdot a_{\mathcal{M}_{v2}} \quad (2)$$

When evaluating, we denote NFR as negative flip rate between \mathcal{M}_{v1} \mathcal{M}_{v2} , NFR_c as the observed negative flip rate between \mathcal{M}_{v1} and our compatibility model \mathcal{M}_{v2}^C , and $\Delta\text{NFR}_c = \text{NFR}_c - \text{NFR}$.

5 Experimental Setup

5.1 Model Update Assumptions

To analyse the impact of model updates we consider parameter efficient fine-tuned models using Low-Rank Adapters (LoRA) (Hu et al., 2021). Compared to previous work on continuous learning and model updates (Qin et al., 2022, 2023), we do not limit model updates to be produced by only data updates, but consider different kinds of updates shown in Table 1. We include updates due

$\mathcal{M}_{v1}^{\text{base}}$	$\mathcal{M}_{v2}^{\text{base}}$	Update
Phi 1	Phi 1.5	Synthetic data, data selection (Gunasekar et al., 2023; Li et al., 2023a)
Phi 1.5	Phi 2	Synthetic data, data selection, \uparrow parameters (Jawaheripi et al., 2023)
Llama 1	Llama 2	More data, \uparrow context size (Touvron et al., 2023a,b)
Vicuna 1.3	Vicuna 1.5	Llama 1 \rightarrow Llama 2, Instruction fine-tuning (Zheng et al., 2024)

Table 1: We select a suite of models with varying update scenarios and parameter sizes and evaluate them on different LLM benchmark tasks. We select Llama and Vicuna models with 7B parameters.

Dataset	Task
HellaSwag (Zellers et al., 2019)	Language Understanding (Multiple-Choice)
PIQA (Bisk et al., 2019)	Commonsense Reasoning (Binary-Choice)
GSM8k (Cobbe et al., 2021)	Grade School Math (Exact Match)
SAMsum (Gliwa et al., 2019)	Dialogue Summarization

Table 2: We tackle compatible model updates for different downstream tasks and datasets, including multiple-choice and generative tasks.

to data, increased parameters, or different training strategies.

More importantly, we include wide range of downstream tasks to evaluate model compatibility, including *generative tasks* as summarized in Table 1. For all tasks we learn a LoRA adapter autoregressively (next-token prediction). Some of these tasks can be evaluated with classification-like approaches, e.g., by choosing the maximum log-likelihood of the possible answers (Gao et al., 2023), such as commonsense reasoning tasks (Zellers et al., 2019; Bisk et al., 2019). For other tasks such as dialogue summarization (Gliwa et al., 2019), we cannot evaluate in a classification-like manner.

5.2 Task Adapter Training

For each task and each old model \mathcal{M}_{v1} and new model \mathcal{M}_{v2} , we train a LoRA adapter on all linear layers with $r = 128$ and $\alpha = 256$. We use a 0.8/0.2 training/validation split for 10 epochs. We choose the model by cross-entropy validation loss.

5.3 Compatibility Adapter Training

We keep all hyper-parameters the same to task adapter training, but train compatibility adapter with the \mathcal{L}_{comp}^m loss defined in Eq. (2). We analyze statistical significance of the results on a subset of compatibility adapter training for Phi 1 to Phi 1.5 updates on PIQA using 3 random seeds. We observe a standard deviation of accuracy of 0.0012.

We compare \mathcal{L}_{comp}^m with different masking strategies m in the ablation studies in Section 6.5,

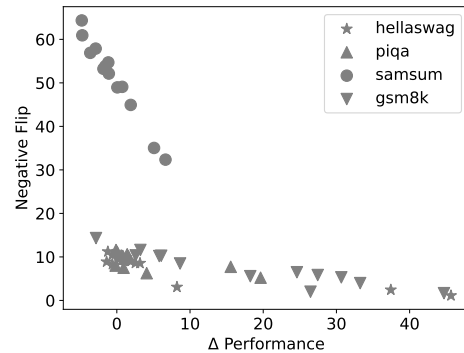


Figure 4: When updating LLM models (e.g. Llama 1 \rightarrow Llama 2), we observe negative flips in different tasks. The smaller the performance gap from an old model to a new model, the more negative flips we observe. When evaluating continuous metrics with absolute ROUGE-1 value for summarization on SAMsum (Gliwa et al., 2019), we observe a large fraction of negative flips. We show the exact models analysed in Table 8.

but find that the version introduced in Section 4.1 works best for most model updates. Further, for model updates with large performance gaps between \mathcal{M}_{v1} and \mathcal{M}_{v2} we find that an auxiliary cross-entropy loss enhances stability of training for PIQA and SAMSum from Phi 1 to Phi 1.5, and all Phi updates in GSM8k and Hellaswag.

6 Results

6.1 Negative Flips Occur in Model Updates

Fig. 4 shows that significant negative flips (up to more than 60%) exist for a variety of base model update scenarios and downstream tasks. We observe negative flips in updates within one model family (e.g. Llama/Vicuna, and Phi models). We find more negative flips for model updates with a smaller delta in performance gain. For generative tasks like SAMsum dialogue summarization, we observe a large number of negative flips, NFR_s , as continuous metrics are more sensitive to small changes when updated.

	$\mathcal{M}_{v1}^{\text{base}}$	$\mathcal{M}_{v2}^{\text{base}}$	$\text{acc}_{\mathcal{M}_{v1}}$	$\text{acc}_{\mathcal{M}_{v2}}$	acc_c	$\Delta\text{acc}_c \uparrow$	NFR	$\Delta\text{NFR}_c \downarrow$	$\Delta\%\text{NFR}_c \downarrow$
HellaSwag	Llama 1	Llama 2	72.74	72.91	79.53	6.62	10.27	-4.17	-40.60
	Phi 1.5	Phi 2	69.76	78.02	77.86	-0.16	3.09	0.24	7.77
	Phi 1	Phi 1.5	32.38	69.76	69.86	0.10	2.47	-0.13	-5.26
	Vicuna 1.3	Vicuna 1.5	72.19	71.54	78.10	6.56	10.48	-4.06	-38.74
PIQA	Llama 1	Llama 2	74.86	74.76	79.27	4.51	11.59	-3.97	-34.25
	Phi 1.5	Phi 2	74.65	78.78	78.94	0.16	6.20	-0.11	-1.77
	Phi 1	Phi 1.5	59.03	74.65	74.70	0.05	7.78	-0.05	-0.64
	Vicuna 1.3	Vicuna 1.5	74.70	75.52	78.89	3.37	9.90	-2.88	-29.09

Table 3: Compatible task adapter trained with MUSCLE (corresponding to metrics with suffix c) reduces negative flip rate. We see enhanced improvements for model updates that have smaller performance difference.

$\mathcal{M}_{v1}^{\text{base}}$	$\mathcal{M}_{v2}^{\text{base}}$	$\text{EM}_{\mathcal{M}_{v1}}$	$\text{EM}_{\mathcal{M}_{v2}}$	EM_c	$\Delta\text{EM}_c \uparrow$	NFR	$\Delta\text{NFR}_c \downarrow$	$\Delta\%\text{NFR}_c \downarrow$
Llama 1	Llama 2	24.45	33.09	36.66	3.57	8.49	-0.91	-10.72
Phi 1.5	Phi 2	30.02	48.18	50.68	2.50	5.88	-1.71	-29.08
Phi 1	Phi 1.5	3.41	30.02	26.99	-3.03	2.01	-0.04	-1.99
Vicuna 1.3	Vicuna 1.5	26.72	29.91	31.84	1.93	11.60	-0.99	-8.53

Table 4: GSM8K math evaluation with exact match (EM). For compatibility adapter (corresponding to metrics with suffix c), we observe decreased negative flip rate while mostly maintaining performance gains.

6.2 Reduced Negative Flips in Classification

Binary and multiple choice generative tasks can be evaluated with classification metrics, such as calculating the log likelihood of each answer option (we use Gao et al. (2023) for this use case). This can be interpreted as a “classical” sense of evaluating negative flips. In Table 3, we observe that MUSCLE decreases negative flips as shown when compared to regular model update without compatibility specific training (\mathcal{M}_{v2}). Specifically, we show reduction of NFR by 40% for the update of Llama 1 to Llama 2 and 39% for Vicuna 1.3 to Vicuna 1.5. For updates with large accuracy gap (for example Phi 1 to Phi 1.5), we observe a less strong enhancement with a negative flip rate reduction by 1-5%. In addition to reduction of negative flips we also observe an increased accuracy of up to 7% for Llama and Vicuna updates.

Similar to multiple-choice tasks, we can evaluate math questions in a classification-like approach to determine negative flips. In exact match (EM) evaluation we match the final result of the math question from the prediction to ground truth. Results are shown in Table 4. In this case, we observe that we can reduce the number of negative flips by 29% for Phi 1.5 to Phi 2. When the version 1 model is significantly less accurate (e.g., 3.4% for Phi 1), we observe a reduction in accuracy while only being able to decrease negative flips by 2%. For all other updates, MUSCLE increases expected-match

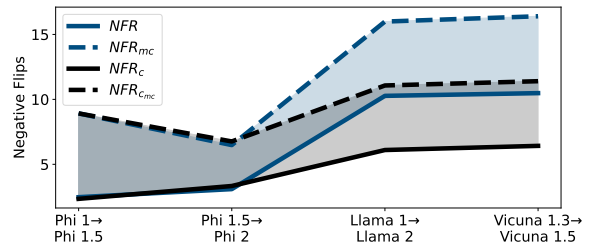


Figure 5: Comparison of NFR vs NFR_{mc} metrics to evaluate inconsistency when updating LLMs for HellaSwag task.

accuracy while reducing negative flips.

6.3 Increased Consistent Behavior

When we cannot achieve a positive flip (switching from an incorrect to a correct answer), we might prefer to at least maintain consistent behavior to old model to avoid unexpected behavior for the user. We evaluate negative flips and inconsistency flips. For model updates that have a large performance gap and a small number of negative flips to begin with, we see limited reduction in inconsistency flips. However, we observe that we can reduce the inconsistency flips for model updates with smaller accuracy gap such as the updates for Llama and Vicuna (Fig. 5) on the HellaSwag dataset.

6.4 Reduced Regression in Generative Tasks

When evaluating generative tasks, such as summarization, we observe that we can reduce regression

$\mathcal{M}_{v1}^{\text{base}}$	$\mathcal{M}_{v2}^{\text{base}}$	$\text{R1}_{\mathcal{M}_{v1}}$	$\text{R1}_{\mathcal{M}_{v2}}$	R1_c	$\Delta\text{R1}_c \uparrow$	$\widetilde{\text{NFR}}$	$\Delta\widetilde{\text{NFR}}_c \downarrow$	$\Delta\% \widetilde{\text{NFR}}_c \downarrow$	$\Delta m_g \uparrow$	$\Delta m_r \downarrow$
Llama 1	Llama 2	32.06	32.28	34.79	2.51	48.96	-7.81	-15.95	0.64	-1.13
Phi 1.5	Phi 2	37.53	36.15	40.69	4.54	54.70	-15.02	-27.46	0.24	-3.39
Phi 1	Phi 1.5	30.92	37.53	38.76	1.23	32.60	-5.74	-17.61	-0.38	-0.59
Vicuna 1.3	Vicuna 1.5	30.32	30.88	34.08	3.20	49.69	-10.98	-22.10	-0.02	-1.85

Table 5: For summarization (SAMsum) generative task we reduce regression of ROUGE-1 score (R1) up to 27%.

	ΔNFR_c	$\Delta\% \text{NFR}_c$	ΔPFR_c	Δacc_c
$\mathcal{L}_{\text{comp}}^{\mathcal{M}_{v2}^C \neq y}$	-3.97	-34.25	0.54	4.51
$\mathcal{L}_{\text{comp}}^{\mathcal{M}_{v1}=y}$	-2.29	-19.76	-0.60	1.68
$a_{\mathcal{M}_{v1}}$	-2.99	-25.80	-0.82	2.17
$\text{CE} + \mathcal{L}_{\text{comp}}^{\mathcal{M}_{v2}^C \neq y}$	-3.10	-26.75	0.38	3.48
$\text{CE} + \mathcal{L}_{\text{comp}}^{LL}$	-2.12	-18.29	-0.49	1.63
$\text{CE} + \mathcal{L}_{\text{comp}}^{LS}$	-1.96	-16.91	0.05	2.01

Table 6: A model update from Llama 1 \rightarrow Llama 2 on PIQA. Different ablations and masking strategies and their impact on negative flips, positive flips and accuracy improvement.

of ROUGE-1 score performance (Table 5). We can reduce negative flips by 18% for updates with weaker version 1 models (Phi 1 \rightarrow Phi 1.5) and 22% for smaller model updates (Vicuna 1.3 \rightarrow Vicuna 1.5) and 27% for Phi 1.5 \rightarrow Phi 2. When looking at average gain of ROUGE 1 Score we see that we decrease ROUGE-1 regression by 1-3%, while maintaining gain.

6.5 The Effect of Different Masking Strategies

In this section, we analyze different training and masking strategies to evaluate our design choices. On the PIQA dataset and model update Llama 1 \rightarrow Llama 2, we compare MUSCLE with different masking strategies. Intuitively, likelihood based masking strategies can be useful for tasks that are evaluated with log-likelihoods (e.g. PIQA, HelLaSwag) where multiple choices are available. We compare likelihood based masking for example on individual tokens, $m_i = LL_L = \mathbf{1}[\sigma(z_{\mathcal{M}_{v2},i}) < \sigma(z_{\mathcal{M}_{v1},i})]$ to check if the likelihood of the correct next token in the current model is smaller than the old model. Only in this case, we align to \mathcal{M}_{v1} , and align to \mathcal{M}_{v2} for every other token. Alternatively, we can also compare the likelihood of the entire sequence $m_i = LL_S = \mathbf{1}[\sum_i [\sigma(z_{\mathcal{M}_{v2},i}) < \sigma(z_{\mathcal{M}_{v1},i})]]$, such that we mask all tokens per sequence to get instance-wise masking. In both cases, we see a reduction in negative flips. However, likelihood based masking requires auxiliary cross-

entropy loss for stability.

Furthermore, aligning to the old model only if it is already correct with a mask ($m_i = \mathbf{1}[\sigma(z_{\mathcal{M}_{v2},i}) = y_i]$) or purely (no masking) with KL ($a_{\mathcal{M}_{v1}}$) also lead to a small reduction in negative flips. Aligning to the old model if the current prediction is incorrect, i.e., Eq. (1), leads to the best reduction in negative flips while providing the biggest accuracy gain and increased positive flips (Table 6). For this best-performing strategy, we see that including cross entropy loss does not lead to performance gains. This strategy has the additional advantage that it takes into account extended inconsistent flips like explained in Fig. 5.

7 Conclusion

In this work, we study the task-specific compatibility problem when updating LLMs. We show that LLM updates with different scenarios, e.g., changes in model architecture, optimization, or training dataset, exhibit significant negative flips—instances previously classified or generated correctly, and incorrectly after the model update. We extend negative flip metric for discriminative and, for the first time, generative tasks, and report results for various models and tasks.

We propose a novel method (MUSCLE) to train task-specific compatibility adapter when updating an old LLM to a new LLM to reduce negative flips while maintaining performance gain. Our proposed method does not require a modification to the base model training, and is only based on adapter training. Further, as opposed to previous works, the proposed solution does not require both versions of the model in memory to enable compatibility, which is often infeasible due to large size of LLMs.

We observe a mitigation of negative flips of 40% for multiple-choice type evaluations, and 27% for continuous summarization evaluation. We also show insights into model properties that facilitate transfer, finding that our alignment masking strategy provides best results with an additional benefit of mitigating inconsistent update behavior.

8 Limitations

In the current study we do not consider a model update that includes changes in tokenization and/or vocabulary size (e.g. Llama 2 (Touvron et al., 2023b) to Llama 3 (AI@Meta, 2024)). Future work can explore compatible vocabulary mapping strategies before learning from prior model versions. Our results indicate that the utility of aligning to prior model versions is limited by the performance of the prior model version. For example, see the update from Phi 1 to Phi 1.5 in Table 4, where Phi 1 only has an accuracy of 3%. In this case, it is arguable if an alignment to \mathcal{M}_{v1} is desired and if the strive for compatibility outweighs a possible performance drop.

9 Ethical Considerations and Risks

One potential risk of the proposed approach for compatible task-specific LLM updates is the transfer of potential biases from the old model, \mathcal{M}_{v1} , to the new model trained through knowledge transfer. We did not explore this aspect in the current study.

10 Acknowledgements

We would like to thank Rick Chang, Cheng-Yu Hsieh and Yen-Ju Lu for their help with the paper.

References

- AI@Meta. 2024. [Llama 3 model card](#).
- Gagan Bansal, Besmira Nushi, Ece Kamar, Walter S Lasecki, Daniel S Weld, and Eric Horvitz. 2019. Beyond accuracy: The role of mental models in human-ai team performance. In *Proceedings of the AAAI conference on human computation and crowdsourcing*, volume 7, pages 2–11.
- Stella Biderman, Hailey Schoelkopf, Quentin Anthony, Herbie Bradley, Kyle O’Brien, Eric Hallahan, Mohammad Aflah Khan, Shivanshu Purohit, USVSN Sai Prashanth, Edward Raff, Aviya Skowron, Lintang Sutawika, and Oskar van der Wal. 2023. [Pythia: A suite for analyzing large language models across training and scaling](#).
- Yonatan Bisk, Rowan Zellers, Ronan Le Bras, Jianfeng Gao, and Yejin Choi. 2019. [PIQA: reasoning about physical commonsense in natural language](#). *CoRR*, abs/1911.11641.
- Cristian Bucilua, Rich Caruana, and Alexandru Niculescu-Mizil. 2006. Model compression. In *Proceedings of the 12th ACM SIGKDD international conference on Knowledge discovery and data mining*, pages 535–541.
- Andrea Caciolai, Verena Weber, Tobias Falke, Alessandro Pedrani, and Davide Bernardi. 2023. Regression-free model updates for spoken language understanding. In *Proceedings of the 61st Annual Meeting of the Association for Computational Linguistics (Volume 5: Industry Track)*, pages 538–551.
- Deng Cai, Elman Mansimov, Yi-An Lai, Yixuan Su, Lei Shu, and Yi Zhang. 2022. Measuring and reducing model update regression in structured prediction for nlp. *Advances in Neural Information Processing Systems*, 35:19384–19397.
- Karl Cobbe, Vineet Kosaraju, Mohammad Bavarian, Mark Chen, Heewoo Jun, Lukasz Kaiser, Matthias Plappert, Jerry Tworek, Jacob Hilton, Reiichiro Nakano, Christopher Hesse, and John Schulman. 2021. [Training verifiers to solve math word problems](#). *CoRR*, abs/2110.14168.
- Leo Gao, Jonathan Tow, Baber Abbasi, Stella Biderman, Sid Black, Anthony DiPofi, Charles Foster, Laurence Golding, Jeffrey Hsu, Alain Le Noac’h, Haonan Li, Kyle McDonell, Niklas Muennighoff, Chris Ociepa, Jason Phang, Laria Reynolds, Hailey Schoelkopf, Aviya Skowron, Lintang Sutawika, Eric Tang, Anish Thite, Ben Wang, Kevin Wang, and Andy Zou. 2023. [A framework for few-shot language model evaluation](#).
- Bogdan Gliwa, Iwona Mochol, Maciej Biesek, and Aleksander Wawer. 2019. Samsun corpus: A human-annotated dialogue dataset for abstractive summarization. *arXiv preprint arXiv:1911.12237*.
- Suriya Gunasekar, Yi Zhang, Jyoti Aneja, Caio César Teodoro Mendes, Allie Del Giorno, Sivakanth Gopi, Mojan Javaheripi, Piero Kauffmann, Gustavo de Rosa, Olli Saarikivi, Adil Salim, Shital Shah, Harkirat Singh Behl, Xin Wang, Sébastien Bubeck, Ronen Eldan, Adam Tauman Kalai, Yin Tat Lee, and Yuanzhi Li. 2023. [Textbooks are all you need](#).
- Edward J Hu, Yelong Shen, Phillip Wallis, Zeyuan Allen-Zhu, Yuanzhi Li, Shean Wang, Lu Wang, and Weizhu Chen. 2021. Lora: Low-rank adaptation of large language models. *arXiv preprint arXiv:2106.09685*.
- Hui Huang, Yingqi Qu, Jing Liu, Muyun Yang, and Tiejun Zhao. 2024. [An empirical study of llm-as-a-judge for llm evaluation: Fine-tuned judge models are task-specific classifiers](#).
- Florian Jaeckle, Fartash Faghri, Ali Farhadi, Oncel Tuzel, and Hadi Pouransari. 2023. Fastfill: Efficient compatible model update. *arXiv preprint arXiv:2303.04766*.
- Mojan Javaheripi, Sébastien Bubeck, Marah Abdin, Jyoti Aneja, Sebastien Bubeck, Caio César Teodoro Mendes, Weizhu Chen, Allie Del Giorno, Ronen Eldan, Sivakanth Gopi, et al. 2023. Phi-2: The surprising power of small language models. *Microsoft Research Blog*.
- Yi-An Lai, Elman Mansimov, Yuqing Xie, and Yi Zhang. 2023. Improving prediction backward-compatibility in nlp model upgrade with gated fusion. *arXiv preprint arXiv:2302.02080*.
- Yuanzhi Li, Sébastien Bubeck, Ronen Eldan, Allie Del Giorno, Suriya Gunasekar, and Yin Tat Lee. 2023a. [Textbooks are all you need ii: phi-1.5 technical report](#).
- Zenan Li, Maorun Zhang, Jingwei Xu, Yuan Yao, Chun Cao, Taolue Chen, Xiaoxing Ma, and Jian Lü. 2023b. Lightweight approaches to dnn regression error reduction: An uncertainty alignment perspective. In *2023 IEEE/ACM 45th International Conference on Software Engineering (ICSE)*, pages 1187–1199. IEEE.
- Chin-Yew Lin. 2004. Rouge: A package for automatic evaluation of summaries. In *Text summarization branches out*, pages 74–81.
- Wanqin Ma, Chenyang Yang, and Christian Kästner. 2023. (why) is my prompt getting worse? rethinking regression testing for evolving llm apis. *arXiv preprint arXiv:2311.11123*.
- Ryuta Matsuno and Keita Sakuma. 2023. A robust backward compatibility metric for model retraining. In *Proceedings of the 32nd ACM International Conference on Information and Knowledge Management*, pages 4190–4194.

- Kishore Papineni, Salim Roukos, Todd Ward, and Wei-Jing Zhu. 2002. Bleu: a method for automatic evaluation of machine translation. In *Proceedings of the 40th annual meeting of the Association for Computational Linguistics*, pages 311–318.
- Yujia Qin, Cheng Qian, Xu Han, Yankai Lin, Huadong Wang, Ruobing Xie, Zhiyuan Liu, Maosong Sun, and Jie Zhou. 2023. [Recyclable tuning for continual pre-training](#).
- Yujia Qin, Jiajie Zhang, Yankai Lin, Zhiyuan Liu, Peng Li, Maosong Sun, and Jie Zhou. 2022. Elle: Efficient lifelong pre-training for emerging data. *arXiv preprint arXiv:2203.06311*.
- Jathushan Rajasegaran, Salman Khan, Munawar Hayat, Fahad Shahbaz Khan, and Mubarak Shah. 2020. Self-supervised knowledge distillation for few-shot learning. *arXiv preprint arXiv:2006.09785*.
- Vivek Ramanujan, Pavan Kumar Anasosalu Vasu, Ali Farhadi, Oncel Tuzel, and Hadi Pouransari. 2022. Forward compatible training for large-scale embedding retrieval systems. In *Proceedings of the IEEE/CVF Conference on Computer Vision and Pattern Recognition*, pages 19386–19395.
- Lingmin Ran, Xiaodong Cun, Jia-Wei Liu, Rui Zhao, Song Zijie, Xintao Wang, Jussi Keppo, and Mike Zheng Shou. 2023. [X-adapter: Adding universal compatibility of plugins for upgraded diffusion model](#).
- Jeff Rasley, Samyam Rajbhandari, Olatunji Ruwase, and Yuxiong He. 2020. [Deepspeed: System optimizations enable training deep learning models with over 100 billion parameters](#). In *Proceedings of the 26th ACM SIGKDD International Conference on Knowledge Discovery & Data Mining, KDD '20*, page 3505–3506, New York, NY, USA. Association for Computing Machinery.
- Karsten Roth, Lukas Thede, Almut Sophia Koepke, Oriol Vinyals, Olivier Hénaff, and Zeynep Akata. 2024. [Fantastic gains and where to find them: On the existence and prospect of general knowledge transfer between any pretrained model](#).
- Tomoya Sakai. 2022. A generalized backward compatibility metric. In *Proceedings of the 28th ACM SIGKDD Conference on Knowledge Discovery and Data Mining*, pages 1525–1535.
- Raphael Schumann, Elman Mansimov, Yi-An Lai, Nikolaos Pappas, Xibin Gao, and Yi Zhang. 2023. Backward compatibility during data updates by weight interpolation. *arXiv preprint arXiv:2301.10546*.
- Yantao Shen, Yuanjun Xiong, Wei Xia, and Stefano Soatto. 2020. Towards backward-compatible representation learning. In *Proceedings of the IEEE/CVF Conference on Computer Vision and Pattern Recognition*, pages 6368–6377.
- Megha Srivastava, Besmira Nushi, Ece Kamar, Shital Shah, and Eric Horvitz. 2020. An empirical analysis of backward compatibility in machine learning systems. In *Proceedings of the 26th ACM SIGKDD International Conference on Knowledge Discovery & Data Mining*, pages 3272–3280.
- Yonglong Tian, Dilip Krishnan, and Phillip Isola. 2022. [Contrastive representation distillation](#).
- Hugo Touvron, Thibaut Lavril, Gautier Izacard, Xavier Martinet, Marie-Anne Lachaux, Timothée Lacroix, Baptiste Rozière, Naman Goyal, Eric Hambro, Faisal Azhar, Aurelien Rodriguez, Armand Joulin, Edouard Grave, and Guillaume Lample. 2023a. [Llama: Open and efficient foundation language models](#).
- Hugo Touvron, Louis Martin, Kevin Stone, Peter Albert, Amjad Almahairi, Yasmine Babaei, Nikolay Bashlykov, Soumya Batra, Prajjwal Bhargava, Shruti Bhosale, Dan Bikel, Lukas Blecher, Cristian Canton Ferrer, Moya Chen, Guillem Cucurull, David Esiobu, Jude Fernandes, Jeremy Fu, Wenyin Fu, Brian Fuller, Cynthia Gao, Vedanuj Goswami, Naman Goyal, Anthony Hartshorn, Saghar Hosseini, Rui Hou, Hakan Inan, Marcin Kardas, Viktor Kerkez, Madian Khabsa, Isabel Kloumann, Artem Korenev, Punit Singh Koura, Marie-Anne Lachaux, Thibaut Lavril, Jenya Lee, Diana Liskovich, Yinghai Lu, Yuning Mao, Xavier Martinet, Todor Mihaylov, Pushkar Mishra, Igor Molybog, Yixin Nie, Andrew Poulton, Jeremy Reizenstein, Rashi Rungta, Kalyan Saladi, Alan Schelten, Ruan Silva, Eric Michael Smith, Ranjan Subramanian, Xiaoqing Ellen Tan, Binh Tang, Ross Taylor, Adina Williams, Jian Xiang Kuan, Puxin Xu, Zheng Yan, Iliyan Zarov, Yuchen Zhang, Angela Fan, Melanie Kambadur, Sharan Narang, Aurelien Rodriguez, Robert Stojnic, Sergey Edunov, and Thomas Scialom. 2023b. [Llama 2: Open foundation and fine-tuned chat models](#).
- Frederik Träuble, Julius Von Kügelgen, Matthias Kleindessner, Francesco Locatello, Bernhard Schölkopf, and Peter Gehler. 2021. Backward-compatible prediction updates: A probabilistic approach. *Advances in Neural Information Processing Systems*, 34:116–128.
- Alex Wang, Yada Pruksachatkun, Nikita Nangia, Amanpreet Singh, Julian Michael, Felix Hill, Omer Levy, and Samuel Bowman. 2019. Superglue: A stickier benchmark for general-purpose language understanding systems. *Advances in neural information processing systems*, 32.
- Johannes Welbl, Nelson F Liu, and Matt Gardner. 2017. Crowdsourcing multiple choice science questions. *arXiv preprint arXiv:170p7.06209*.
- Yuqing Xie, Yi-An Lai, Yuanjun Xiong, Yi Zhang, and Stefano Soatto. 2021. Regression bugs are in your model! measuring, reducing and analyzing regressions in nlp model updates. *arXiv preprint arXiv:2105.03048*.

Sijie Yan, Yuanjun Xiong, Kaustav Kundu, Shuo Yang, Siqi Deng, Meng Wang, Wei Xia, and Stefano Soatto. 2021. Positive-congruent training: Towards regression-free model updates. In *Proceedings of the IEEE/CVF Conference on Computer Vision and Pattern Recognition*, pages 14299–14308.

Rowan Zellers, Yonatan Bisk, Roy Schwartz, and Yejin Choi. 2018. Swag: A large-scale adversarial dataset for grounded commonsense inference.

Rowan Zellers, Ari Holtzman, Yonatan Bisk, Ali Farhadi, and Yejin Choi. 2019. Hellaswag: Can a machine really finish your sentence? *arXiv preprint arXiv:1905.07830*.

Binjie Zhang, Yixiao Ge, Yantao Shen, Yu Li, Chun Yuan, Xuyuan Xu, Yexin Wang, and Ying Shan. 2021. Hot-refresh model upgrades with regression-free compatible training in image retrieval. In *International Conference on Learning Representations*.

Tianyi Zhang, Varsha Kishore, Felix Wu, Kilian Q Weinberger, and Yoav Artzi. 2019. Bertscore: Evaluating text generation with bert. *arXiv preprint arXiv:1904.09675*.

Yue Zhao, Yantao Shen, Yuanjun Xiong, Shuo Yang, Wei Xia, Zhuowen Tu, Bernt Schiele, and Stefano Soatto. 2022. Elodi: Ensemble logit difference inhibition for positive-congruent training. *arXiv preprint arXiv:2205.06265*.

Lianmin Zheng, Wei-Lin Chiang, Ying Sheng, Siyuan Zhuang, Zhanghao Wu, Yonghao Zhuang, Zi Lin, Zhuohan Li, Dacheng Li, Eric Xing, et al. 2024. Judging llm-as-a-judge with mt-bench and chatbot arena. *Advances in Neural Information Processing Systems*, 36.

A Appendix

A.1 Training Hyperparameters and Evaluation

Hyperparameter	Value
Epochs	10
Learning Rate	1e-4
Grad. acc. steps	8
LoRA α	156
LoRA rank	128
Dropout	0.0
Adapter Layers	All linear
Warmup Steps	500
Weight decay	0.0

Table 7: Hyperparameters for the training setup of the task and compatibility adapters.

We show an overview of the design choices of our LoRA adapter for task and compatibility training in Table 7. We learn on the entire context and answer tokens during fine-tuning. We find that

$\mathcal{M}_{v1}^{\text{base}}$	$\mathcal{M}_{v2}^{\text{base}}$
Phi 1	Phi 1.5
Phi 1	Phi 2
Phi 1.5	Phi 2
Vicuna 1.3	Vicuna 1.5
Llama 1	Llama 2
Llama 1	Vicuna 1.5
Llama 1	Vicuna 1.3
Vicuna 1.3	Llama 2
Llama 2	Vicuna 1.5
Llama 2	Llama 3
Llama 1	Llama 3
Vicuna 1.3	Llama 3
Vicuna 1.5	Llama 3

Table 8: Model pairs used to analyse regression in model updates.

successfully training the compatibility adapter generally requires larger LoRA rank. Task adapters can be trained with lower rank, but also experience performance boost with higher rank. We use the training splits of the respective datasets where we use 80% of the training set as training data, and 20% as validation data for selecting the best model based on validation loss. We evaluate for selection after each epoch. All compatibility adapter models are initialized with the previously trained task adapter models for version 2. KL divergence temperature is set to 2. We use deepspeed for optimization (Rasley et al., 2020).

For benchmark evaluation, we use LM evaluation harness (Gao et al., 2023), where most of the benchmarks (GSM8k, HellaSwag, PIQA) are already defined, and we use them as-is. We add evaluation for SAMsum summarization evaluating ROUGE-1 score with a no repeat N-gram size of 2, and generation stop words of “Dialogue:”, “Summary:” (which are the key words for the context and answer behavior), “</s>” and double new lines. All of our tasks are based on the English language. All Experiments were run on NVIDIA A100 and H100 GPUs with a compute budget of 720x8 GPUh.

A.2 Model Update Evaluation

In the evaluation of regression for different model updates (Fig. 4), we consider the model pairs shown in Table 8.

A.3 Downstream Tasks

We describe the datasets used in our experiments. Each dataset poses unique challenges and targets different aspects of language understanding and reasoning.

Dataset	Train	Test
HellaSwag (Zellers et al., 2019)	40k	10k
PIQA (Bisk et al., 2019)	16k	3k
GSM8k (Cobbe et al., 2021)	7.5k	1.3k
SAMsum (Gliwa et al., 2019)	14.7k	819

Table 9: Dataset size for our experiments.

GSM8K The Grade School Math 8K (GSM8K) dataset designed to evaluate mathematical reasoning capabilities. It consists of grade school-level math word problems. These problems require the application of mathematical concepts and the ability to reason about quantities and operations in a textual format. The dataset is structured to test the performance of models on arithmetic, algebra, geometry, and statistics problems, reflecting a wide range of mathematical knowledge in education. We use this dataset as a representative case to test problem solving cases. We evaluate regression in this task with exact match, which is a strict evaluations on a fraction of produced tokens, but does not account for the reasoning process.

SAMSum The SAMSum dataset consists of dialogue summaries designed to facilitate the evaluation of automatic conversational summarization models. It contains dialogue instances, paired with human-written summaries. These conversations mimic real-life scenarios to enable learning generate coherent and concise summaries. We use this dataset as a representative case to test language generation behavior. We evaluate regression in this task with ROUGE-1, which is a lenient evaluations on a fraction of produced tokens that are contained in the ground truth data.

HellaSwag HellaSWAG is a dataset for assessing common sense reasoning and predictive text modeling. It builds on the SWAG(Zellers et al., 2018) dataset by providing more challenging distractors. HellaSWAG consists of multiple-choice scenarios where a model must predict the most plausible continuation among four options, focusing on everyday activities, scenarios, and interactions. We use this dataset as a representative case to test abilities that require not just linguistic understanding but also real-world knowledge and common sense reasoning. We evaluate regression in this task with log-likelihoods for the correct answer, as multiple choices are given.

PIQA The Physical Interaction QA (PIQA) dataset tests the understanding of physical and

causal interactions in the real world through textual descriptions. It contains scenarios that require reasoning about physical properties, actions, and outcomes. Each scenario is presented as a question with two possible solutions, where the model must choose the most physically plausible one. We use this dataset as a representative case for evaluating models on tasks that require an understanding of the physical world and its governing principles. We evaluate regression in this task with log-likelihoods for the correct answer, as different choices are given.