

Formation of S-bearing complex organic molecules in interstellar clouds via ice reactions with C_2H_2 , HS, and atomic H

Julia C. Santos,^{*,†} Joan Enrique-Romero,[‡] Thanja Lamberts,^{‡,¶} Harold Linnartz,^{†,§} and Ko-Ju Chuang[†]

[†]*Laboratory for Astrophysics, Leiden Observatory, Leiden University, PO Box 9513, 2300 RA Leiden, The Netherlands*

[‡]*Leiden Institute of Chemistry, Gorlaeus Laboratories, Leiden University, PO Box 9502, 2300 RA Leiden, The Netherlands*

[¶]*Leiden Observatory, Leiden University, PO Box 9513, 2300 RA Leiden, The Netherlands*

[§]*Deceased, 31/12/2023*

E-mail: santos@strw.leidenuniv.nl

Abstract

The chemical network governing interstellar sulfur has been the topic of unrelenting discussion for the past decades due to the conspicuous discrepancy between its expected and observed abundances in different interstellar environments. More recently, the astronomical detections of CH_3CH_2SH and CH_2CS highlighted the importance of interstellar formation routes for sulfur-bearing organic molecules with two carbon atoms. In this work, we perform a laboratory investigation of the solid-state chemistry resulting from the interaction between C_2H_2 molecules and SH radicals—both thought to be present in interstellar icy mantles—at 10 K. Reflection absorption infrared spectroscopy and quadrupole mass spectrometry combined with

temperature-programmed desorption experiments are employed as analytical techniques. We confirm that SH radicals can kick-start a sulfur reaction network under interstellar cloud conditions and identify at least six sulfurated products: $\text{CH}_3\text{CH}_2\text{SH}$, CH_2CHSH , $\text{HSCH}_2\text{CH}_2\text{SH}$, H_2S_2 , and tentatively CH_3CHS and CH_2CS . Complementarily, we utilize computational calculations to pinpoint the reaction routes that play a role in the chemical network behind our experimental results. The main sulfur-bearing organic molecule formed under our experimental conditions is $\text{CH}_3\text{CH}_2\text{SH}$ and its formation yield increases with the ratios of H to other reactants. It serves as a sink to the sulfur budget within the network, being formed at the expense of the other unsaturated products. The astrophysical implications of the chemical network proposed here are discussed.

Keywords

astrochemistry, sulfur, interstellar ices, COMs, infrared, mass spectrometry

1 Introduction

Over 300 molecules have been detected in the interstellar and circumstellar medium to date,¹ with identifications increasing at a remarkably accelerating rate within the last decade.² Among such detections, the so-called “complex organic molecules” (COMs, i.e., organic molecules with six or more atoms) are observed in various sources at different stages of star and planet formation—from prestellar cores to comets.^{3–12} Their formation routes have been extensively investigated in both gas and solid phases (see the reviews by Herbst⁹, Linnartz et al.¹³, Öberg¹⁴). Radical-induced reactions can lead to the formation of a wide range of complex organic molecules even at temperatures as low as 10 K.^{13,15–22} Alternatively, interactions with photons, electrons, or cosmic rays can also trigger chemical reactions in the ice. Investigating the different pathways to forming interstellar molecules, and especially COMs, is therefore crucial to understanding the evolution of the chemical inventory of different sources.

Sulfur-bearing species, in particular, have been a long-standing issue in astrochemistry. In dense environments such as cold clouds, the (observable) gas-phase sulfur is severely depleted by up to two orders of magnitude compared to cosmic values,^{23–27} with the bulk of its content remaining largely unknown. In addition to the sulfur depletion problem, hydrogen sulfide (H₂S) specifically also exhibits a mismatch between its predicted abundances—based on astrochemical models—and observations. It is formed very efficiently in ices via the successive hydrogenation of S atoms, producing the radical SH as an intermediate (see, e.g., Garrod et al.²⁸, Druard and Wakelam²⁹, Esplugues et al.³⁰, Vidal et al.³¹):



Indeed, H₂S has been detected in the gas phase towards a range of different interstellar sources.^{32–42} It has also been observed in the comae of comets at the highest abundance amid all sulfur-bearing species.^{39–41,43} However, it has not been detected in interstellar ices so far, and estimated upper limits are of only $\leq 0.7\%$ with respect to water.⁴⁴ This indicates that H₂S ice must be subjected to effective destruction mechanisms, among which chemical desorption and (photo)chemical conversion seem to be particularly promising.^{44–50}

A prominent loss channel involves the interaction of H atoms with solid H₂S, resulting in the abstraction reaction:



which involves a barrier of ~ 1500 K that can be overcome by quantum tunneling.⁵¹ This reaction has been shown to enrich the ice mantles with SH radicals, which in turn can kick-start sulfur-bearing ice chemistry at temperatures of relevance to molecular clouds.⁵⁰ On a similar context, Laas and Caselli⁵² found that a significant portion of the missing sulfur reservoir would consist of simple organosulfur compounds (e.g., OCS, H₂CS, CS₂) locked-up in the ices. Solid-state reactions leading to S-bearing molecules could thus play a significant role in unraveling the fate of interstellar sulfur.

Another important species to interstellar chemistry is the simplest alkyne acetylene (C_2H_2). It has been observed with infrared instruments in the gas phase towards young stellar objects and envelopes of C-rich stars, as well as at fairly high abundances in the inner parts of protoplanetary disks and in comets.^{53–60} It is also suggested to be present in pre-stellar clouds.^{61,62} However, definitive detections in such environments require observations of gaseous molecules in submillimeter wavelengths, which are hindered for C_2H_2 due to its lack of a dipole moment. Since gas-phase formation routes cannot explain its observed abundances, sublimation from dust grains is usually suggested as a major source of gaseous C_2H_2 .^{55,63,64} However, its main ice features at $\sim 3 \mu m$ and $\sim 13 \mu m$ overlap with H_2O and silicate bands, making its detection quite challenging.^{65,66} This is particularly true for water-rich ices, as evinced by its high upper limit of 10 % with respect to H_2O .⁶⁵

A top-down mechanism through the energetic processing of polycyclic aromatic hydrocarbons (PAHs) or bare carbonaceous grains has been shown experimentally to be particularly efficient in forming C_2H_2 (see, e.g., Jochims et al.⁶⁷, Le Page et al.⁶⁸, West et al.⁶⁹). Additionally, a bottom-up formation could be feasible through the diffusion and reaction of C atoms on dust grains yielding C_2 , and its subsequent hydrogenation.⁷⁰ The widely detected C_2H radicals (e.g., Padovani et al.⁷¹, Sakai and Yamamoto⁷², Kastner et al.⁷³) could also contribute to forming C_2H_2 upon adsorption onto ice grains followed by hydrogenation. Its gas-phase abundances in prestellar cores can however be lower than C_2H_2 counterparts detected towards hot cores by up to one order of magnitude,^{55,71} which might limit its role as a dominant C_2H_2 precursor. As the cloud becomes denser and the residence time of H atoms on the dust surfaces increases, C_2H_2 may be hydrogenated to form C_2H_4 , C_2H_6 , and the radicals in-between.^{74–76}

The reactive nature of the triple bond in C_2H_2 makes it a versatile precursor to form interstellar molecules with a carbon backbone (see, e.g., the routes proposed by Molpeceres and Rivilla⁷⁶, Charnley⁷⁷). Indeed, laboratory investigations of its reaction with thermalized OH radicals and H atoms on interstellar-ice analogues resulted in the formation of a variety of O-bearing COMs, such as acetaldehyde (CH_3CHO), vinyl alcohol (CH_2CHOH), ketene (CH_2CO),

and ethanol ($\text{CH}_3\text{CH}_2\text{OH}$).¹⁹ Furthermore, energetic processing of C_2H_2 ices mixed with other interstellar-relevant compounds (e.g., H_2O , CO , CO_2 , and NH_3) have also been explored experimentally, probing efficient formation mechanisms to a wide range of O- and N-bearing molecules.^{78–83} Its reactivity with sulfur-bearing species, however, remains to be explored under interstellar cloud conditions.

In a recent computational study, Molpeceres and Rivilla⁷⁶ suggested a general mechanism in which C_2H_2 molecules could provide the carbon backbone to form a series of different organic molecules by reacting with a range of open shell species (e.g., H, OH, NH_2) on interstellar-ice surfaces. Among other cases, they speculate that its interaction with H atoms followed by SH radicals could serve as a potential route to forming S-bearing COMs in the solid state, albeit without exploring it computationally. In the present study, we conduct an experimental investigation of the formation of S-bearing COMs via the interactions of C_2H_2 with H atoms and SH radicals. We also employ quantum-chemical calculations to elucidate the reaction network behind our laboratory results. In Section 2, the experimental setup and computational methods are described. The main results are presented and discussed in Section 3, and their astrophysical implications are elaborated in Section 4. In Section 5 we summarize our main findings.

2 Methods

2.1 Experimental methods

This work is executed with the ultrahigh vacuum (UHV) setup SURFRESIDE³, which has been described in detail elsewhere.^{84,85} Here, only the relevant information is presented. A gold-plated copper substrate is mounted on the tip of a closed-cycle helium cryostat at the center of the main chamber, which operates at a base pressure of $\sim 5 \times 10^{-10}$ mbar. The substrate temperature can be varied between 8 and 450 K using resistive heaters, and is monitored by two silicon diode sensors with a relative accuracy of 0.5 K. Gases of H_2S (Linde, purity 99.5%) and C_2H_2 (Linde, 5% in Helium) are simultaneously admitted into the chamber through all-metal leak valves. Concomitantly,

a hydrogen atom beam source (HABS⁸⁶) generates H atoms that are subsequently cooled down by colliding with a nose-shaped quartz pipe before reaching the substrate. Ice is deposited at 10 K and monitored by Fourier-transform reflection-absorption infrared spectroscopy (FT-RAIRS), with 1 cm⁻¹-resolution spectra acquired in the range of 700 to 4000 cm⁻¹. After deposition, the sample is heated at a ramping rate of 5 K min⁻¹ during temperature-programmed desorption experiments (TPD). The sublimated ice species are immediately ionized by electron impact with an energy of 70 eV and are recorded by a quadrupole mass spectrometer (QMS), whilst the solid phase is concurrently monitored by RAIRS.

To quantify the abundances of products, two approaches are adopted. In the case of infrared spectroscopy, the IR integrated absorbance ($\int Abs(\nu)d\nu$) of the species in the ice can be converted to absolute abundance using a modified Beer-Lambert law:

$$N_X = \ln 10 \frac{\int Abs(\nu)d\nu}{A'(X)} \quad (3)$$

where N_X is the column density in molecules cm⁻² and $A'(X)$ is the apparent absorption band strength in cm molecule⁻¹ of a given species. For H₂S, we utilize $A'(H_2S)_{\sim 2553 \text{ cm}^{-1}} \sim (4.7 \pm 0.1) \times 10^{-17}$ cm molecule⁻¹, as measured for our reflection-mode IR settings using the laser-interference technique.⁵⁰ The band strength of C₂H₂ is derived by multiplying the A value in transmission mode reported by Hudson et al.⁸⁷ ($A(C_2H_2)_{\sim 3240 \text{ cm}^{-1}} \sim 2.39 \times 10^{-17}$ cm molecule⁻¹) by a transmission-to-reflection conversion factor of 3.2 measured with the same experimental setup (see Santos et al.⁵⁰ for the case of H₂S, that was later combined with the value for CO to derive the averaged conversion factor).

Due to the higher sensitivity of the QMS compared to the RAIRS employed in this work, some of the chemical species formed in our experiments were only detectable by the former technique. In order to quantify their relative abundances, column density ratios (N_X/N_Y) can be derived from the QMS data by the expression:⁸⁸

$$\frac{N_X}{N_Y} = \frac{A(m/z(X))}{A(m/z(Y))} \cdot \frac{\sigma^+(Y)}{\sigma^+(X)} \cdot \frac{I_F(z(Y))}{I_F(z(X))} \cdot \frac{F_F(m(Y))}{F_F(m(X))} \cdot \frac{S(m/z(Y))}{S(m/z(X))} \quad (4)$$

where $A(m/z)$ is the integrated desorption signal of a given mass fragment, $F_F(m/z)$ is its fragmentation fraction; and $S(m/z)$ is the corresponding sensitivity of the QMS. Moreover, σ^+ denotes the molecule’s electronic ionization cross-section; and $I_F(z)$ is the fraction of ions with charge z (here corresponding to unity). The parameters employed for each of the products found in this work are summarized in Table 1. Given the overall lack of experimental values, the ionization cross sections are estimated based on the molecule’s polarizability volume (α) by the empirical correlation:^{89,90}

Table 1: List of parameters used to quantify the products’ relative abundances with the QMS.

Species	α [\AA^3] ^a	F_F (m/z) ^b	S (m/z) ^{b,c}
CH ₃ CHS	7.617 ^d	0.598 ^g	0.1
CH ₂ CHSH	7.578 ^e	0.200 ^h	0.1
CH ₃ CH ₂ SH	7.38 ^f	0.200 ⁱ	0.09
H ₂ S ₂	6.828 ^d	0.330 ^g	0.08
HSCH ₂ CH ₂ SH	10.503 ^d	0.164 ⁱ	0.1

^a CCCBDB

^b Values are given for the molecular ions

^c Chuang⁹¹

^d Derived by group additivity methods

^e Computed with the B97D3/daug-cc-pVTZ level of theory

^f Gussoni et al.⁹²

^g Derived in this work

^h Assuming the same as CH₃CH₂SH

ⁱ NIST

$$\sigma_{\max}^+(X) = c \cdot \alpha(X) \quad (5)$$

where X denotes a given species and c is a correlation constant of 1.48 \AA^{-1} . It is expected that, for organic species, $\sigma^+(X)$ at 70 eV does not vary significantly ($< 5\%$) from the maximum ionization cross section (σ_{\max}^+).^{93,94} When available, fragmentation fractions are derived from NIST¹. Otherwise they are estimated based on our QMS measurements. In the case of CH₂CHSH, isolating its

¹<https://webbook.nist.gov/chemistry/>

peak during TPD is quite challenging (see Section 3.1). Thus, we assume the same fragmentation fraction as its fully-hydrogenated counterpart, $\text{CH}_3\text{CH}_2\text{SH}$. The polarizability values are obtained from CCCBDB². Given sulfur’s natural isotopic abundances, the contribution from ³⁴S-bearing species to the mass signals would be ~ 22 times weaker than the dominant ³²S-bearing counterparts and therefore are not further considered.

The experiments performed in this work are summarized in Table 2. Both molecule fluxes, as well as the H-atom flux, have an estimated relative error of $\lesssim 5\%$. As a control experiment, pure $\text{CH}_3\text{CH}_2\text{SH}$ (Sigma-Aldrich, purity 97%) ice is grown through vapor deposition. Previous to dosing, it is purified by a series of freeze-pump-thaw cycles. The other identified products are not commercially available and therefore standard samples cannot be obtained. The instrumental uncertainties in the integrated QMS signals are derived from the corresponding integrated spectral noise for the same band width.

Table 2: Overview of the performed experiments.

Experiment	Label	C_2H_2 flux ($\text{cm}^{-2} \text{ s}^{-1}$)	H_2S flux ($\text{cm}^{-2} \text{ s}^{-1}$)	H flux ($\text{cm}^{-2} \text{ s}^{-1}$)	$\text{C}_2\text{H}_2:\text{H}_2\text{S}:\text{H}$	Time (min)
$\text{C}_2\text{H}_2 + \text{H}_2\text{S} + \text{H}$	1	5.0×10^{11}	5.0×10^{11}	1.0×10^{13}	1:1:20	360
$\text{C}_2\text{H}_2 + \text{H}_2\text{S} + \text{H}$	2	7.5×10^{11}	3.7×10^{12}	7.5×10^{12}	1:5:10	80
$\text{C}_2\text{H}_2 + \text{H}_2\text{S} + \text{H}$	3	8.0×10^{11}	8.0×10^{12}	4.0×10^{12}	1:1:5	60
$\text{C}_2\text{H}_2 + \text{H}_2\text{S} + \text{H}$	4	6.0×10^{11}	6.0×10^{11}	6.0×10^{12}	1:1:10	240
$\text{C}_2\text{H}_2 + \text{H}_2\text{S} + \text{H}$	5	2.0×10^{11}	2.0×10^{11}	1.0×10^{13}	0.4:0.4:2	360
$\text{C}_2\text{H}_2 + \text{H}$	6	6.0×10^{11}		6.0×10^{12}	1:0:10	240
Experiment	Label	$\text{CH}_3\text{CH}_2\text{SH}$ flux ($\text{cm}^{-2} \text{ s}^{-1}$)				Time (min)
$\text{CH}_3\text{CH}_2\text{SH}$	7	7.0×10^{12}				60

2.2 Computational methods

We have complemented our experimental results with computational chemical simulations for selected cases. Specifically, we have employed ORCA 5.0.4⁹⁵ to run density functional theory (DFT)

²NIST Computational Chemistry Comparison and Benchmark Database (CCCBDB), NIST Standard Reference Database Number 101, <http://cccbdb.nist.gov/>

calculations. The density functional of choice is M062X,⁹⁶ combined with the def2-TZVP basis set. All the DFT calculations were done under the unrestricted formalism and the options VERY-TIGHTSCF and NORI were used. The broken symmetry approximation was used in all open shell singlet systems (i.e., radical-radical reactions). We made sure M062X is an appropriate method by comparing its performance with CCSD(T)-F12/AUG-CC-PVTZ calculations in radical-molecule reactions. For these coupled cluster calculations we used Molpro.⁹⁷⁻⁹⁹ The computational results can be found in Section 3.4.

3 Results and discussion

In Figure 1, the selected signals of $m/z = 32, 45, 46, 47, 58, 59, 60, 62,$ and 66 recorded during TPD after the codeposition of $C_2H_2, H_2S,$ and H (1:1:20) for six hours (experiment 1) are shown. The deposition experiment results in (at least) six reaction products as revealed by a prolific series of desorption peaks at, in decreasing order of signal intensity, ~ 119 K, ~ 131 K, ~ 158 K, ~ 84 K, and ~ 72 K. These bands are identified as six sulfur-bearing molecules: respectively, ethanethiol (CH_3CH_2SH), vinyl mercaptan (CH_2CHSH), disulfane (H_2S_2), 1,2-ethanedithiol ($HSCH_2CH_2SH$), thioacetaldehyde (CH_3CHS), and thioketene (CH_2CS). Representative structures of the identified products are shown in Figure 2 as obtained from the MolView application³. In the following subsections, the assignments of the desorption bands depicted in Figure 1 are discussed in detail.

3.1 CH_2CHSH and CH_3CH_2SH

The TPD of experiment 2 ($C_2H_2:H_2S:H = 1:5:10$) is shown in panel a) of Figure 3. In contrast to experiment 1, for this mixing ratio two desorption peaks—at ~ 117 K and ~ 121 K—are clearly distinguishable, revealing that this band actually consists of two products. The first one is evinced by a peak in the signals for $m/z = 58$ and 60 , whereas the second one is characterized by $m/z = 46, 47,$ and 62 . Given the elemental composition of the ice (i.e., C, S, and H atoms), these mass signals

³<https://molview.org/>

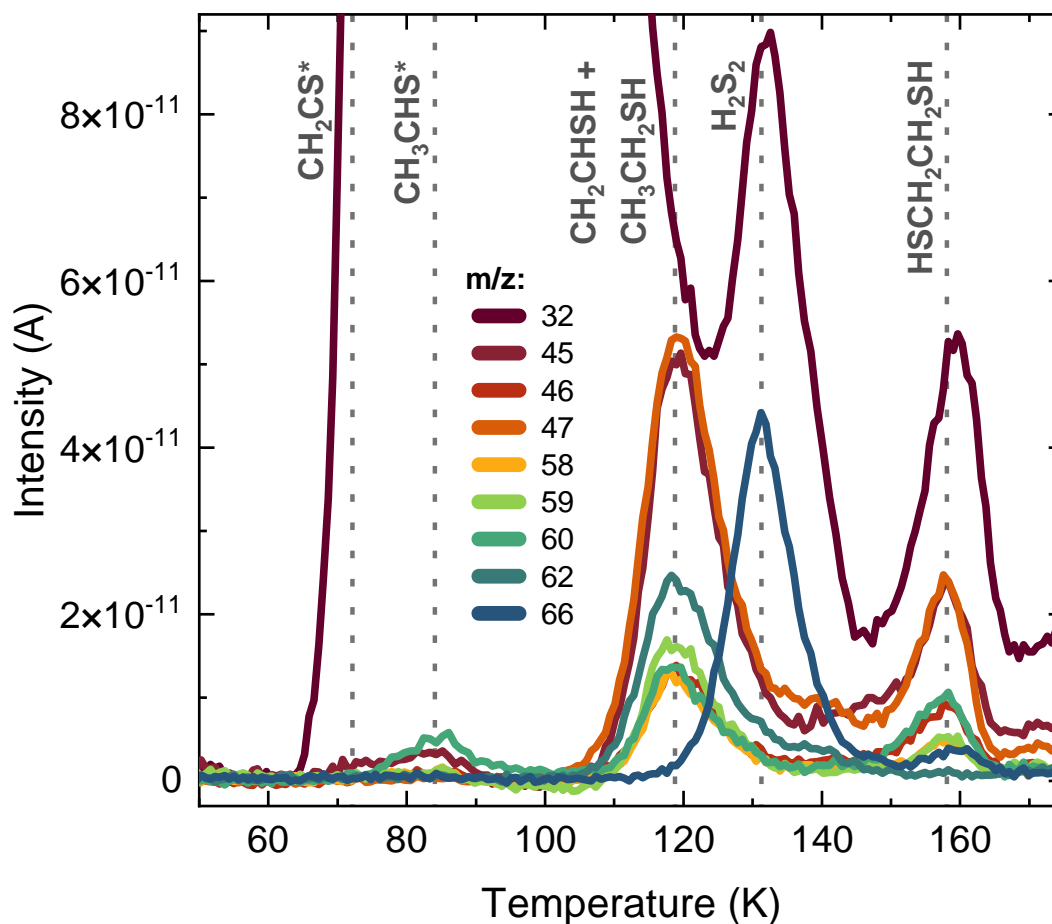


Figure 1: Relevant QMS signals recorded during a TPD experiment after codeposition of $C_2H_2:H_2S:H$ (1:1:20) at 10 K for six hours. The dotted lines mark the desorption peak of each band, and their assignments are denoted in grey. The asterisk indicates a tentative identification.

are consistent with the desorption of two sulfur-bearing organic molecules with general formula C_2H_xS . From the peak signals of $m/z = 60$ and 62 —the largest mass-to-charge ratios detected for each peak respectively—it is inferred that the product desorbing at ~ 117 K is described by the formula C_2H_4S , and the one at ~ 121 K is described by C_2H_6S . Indeed, it is expected that the lighter species with four hydrogen atoms would be more volatile than the fully-saturated counterpart, albeit slightly. The contribution of the mass fragment $m/z = 32$ to these species cannot be measured since it is blended with the desorption profile of H_2S at ~ 85 K (see, e.g., Santos et al.⁵⁰).

Given the proposed chemical route involving C_2H_2 , SH radicals, and H atoms, the most plausible candidates to the ~ 117 K and ~ 121 K peaks are, respectively, vinyl mercaptan (CH_2CHSH) and ethanethiol (CH_3CH_2SH). These assignments are fortified by a comparison with the molecules'

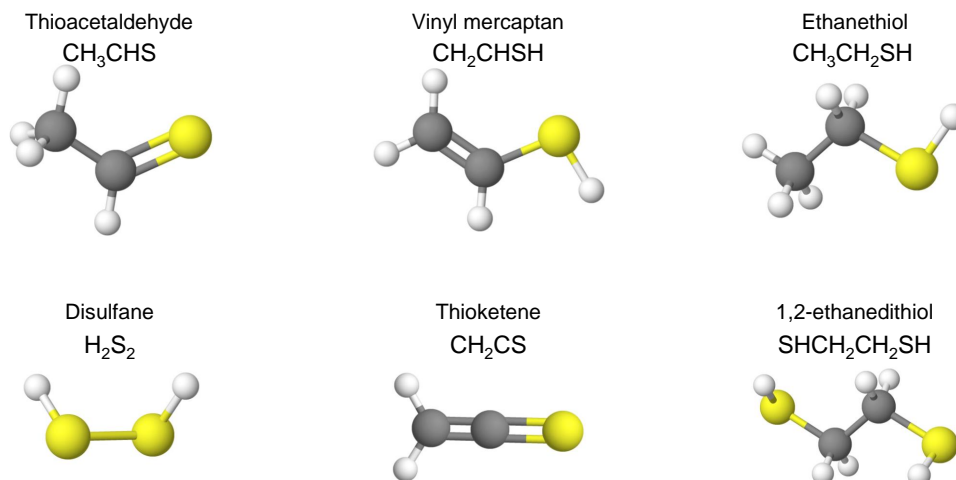


Figure 2: Representative structures of the six S-bearing products identified in the experiments with $\text{C}_2\text{H}_2 + \text{H}_2\text{S} + \text{H}$. These are provided for visualization purposes and may not depict the accurate minimum-energy geometries of the species formed in the experiments.

standard fragmentation pattern, although deriving the mass fragments' relative intensities is not trivial in this case. Since the full desorption bands of the two products still overlap considerably, the quantification of the contribution from each species to a given integrated mass signal is challenging. To minimize errors induced by contamination from the blended molecule, only fingerprint m/z signals uniquely associated with each species were considered in the product identification—i.e., mass fragments with a simultaneous relative intensity of $\geq 10\%$ in both standards of CH_2CHSH and $\text{CH}_3\text{CH}_2\text{SH}$ were excluded from the analysis, leaving only the ones with minor contributions from the adjacent feature. Panels b) and c) of Figure 3 show the resulting fragmentation patterns of peaks ~ 117 K and ~ 121 K, respectively, as well as the reference values for CH_2CHSH and $\text{CH}_3\text{CH}_2\text{SH}$. The relative intensities of each peak match the references well, securing their assignments as CH_2CHSH and $\text{CH}_3\text{CH}_2\text{SH}$. Furthermore, the pure $\text{CH}_3\text{CH}_2\text{SH}$ ice standard exhibits peak desorption at 119 K, in line with its identification in the $\text{C}_2\text{H}_2 + \text{H}_2\text{S} + \text{H}$ experiments.

Infrared spectroscopy is used to further assist in the identification of the most abundant products. The red IR spectrum in panel a) of Figure 4 was acquired after a six-hours codeposition experiment with a flux ratio $\text{C}_2\text{H}_2:\text{H}_2\text{S}:\text{H} = 1:1:20$ (experiment 1). In the same panel, a control blank experiment of a $\text{C}_2\text{H}_2 + \text{H}$ (1:10, experiment 6) deposition is shown in grey. All depositions

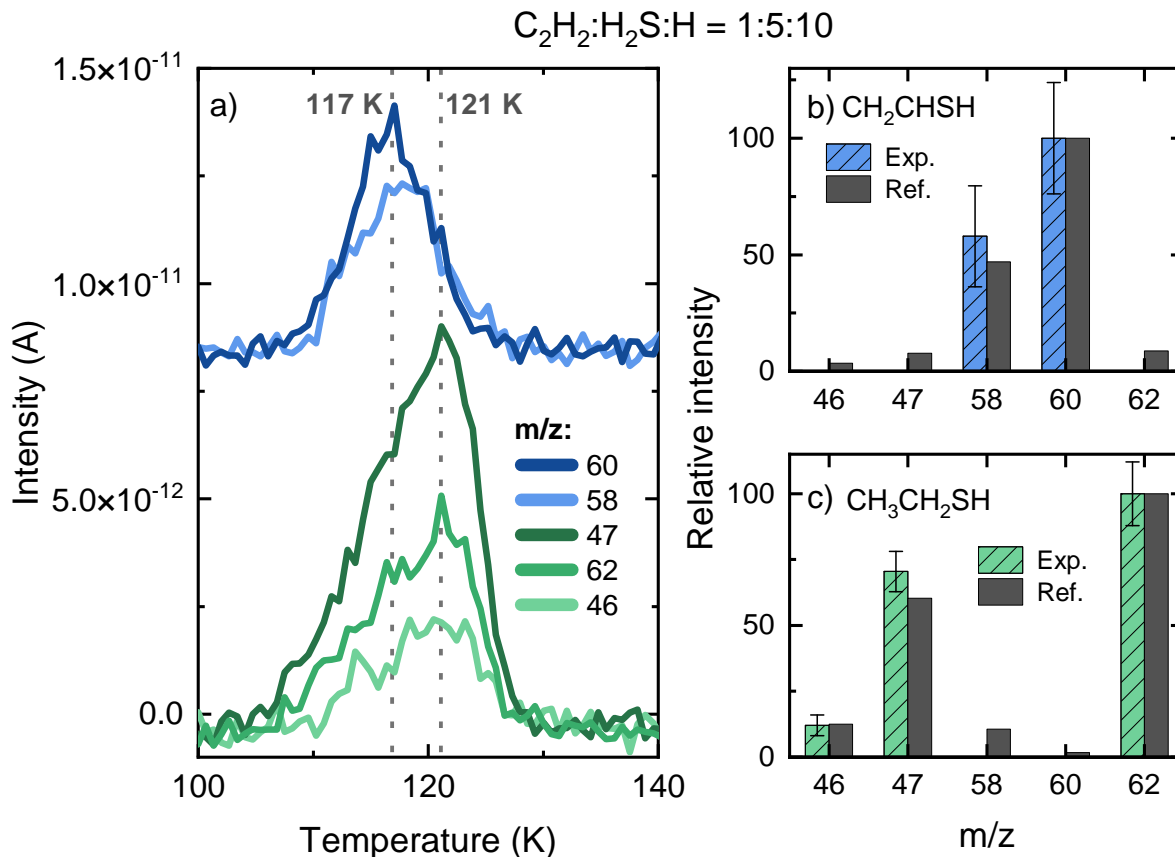


Figure 3: Assignment of the TPD-QMS peaks at ~ 117 K and ~ 121 K as vinyl mercaptan (CH_2CHSH) and ethanethiol (CH_3CH_2SH), respectively. The deposition is performed with a flux ratio of $C_2H_2:H_2S:H = 1:5:10$. Panel a): QMS signals showing two desorption peaks highlighted by the dotted grey lines. Panel b): Mass fragmentation pattern of the selected signals for the peak at ~ 117 K corrected for the sensitivity of the QMS. The standard for CH_2CHSH is shown for comparison.¹⁰⁰ Panel c): Same as panel b), but for the peak at ~ 121 K in comparison with CH_3CH_2SH (standard measured in this work).

were performed at 10 K. In comparison with the blank experiment, the IR spectrum of $C_2H_2 + H_2S + H$ contains three additional features at ~ 1272 cm^{-1} , ~ 1450 cm^{-1} , and ~ 1591 cm^{-1} due to newly formed reaction products. The bands at ~ 1272 cm^{-1} and ~ 1450 cm^{-1} , respectively, are consistent with the peak positions and relative intensities of the CH_2 wagging and CH_3 bending modes of CH_3CH_2SH , as shown in panel b) by the standard spectrum in green (see also Smith et al.¹⁰¹). The band at ~ 1591 cm^{-1} is compatible with the $C=C$ stretching mode of CH_2CHSH , its strongest feature.¹⁰²

Infrared spectra are also obtained during the TPD experiments, which allows to correlate peaks

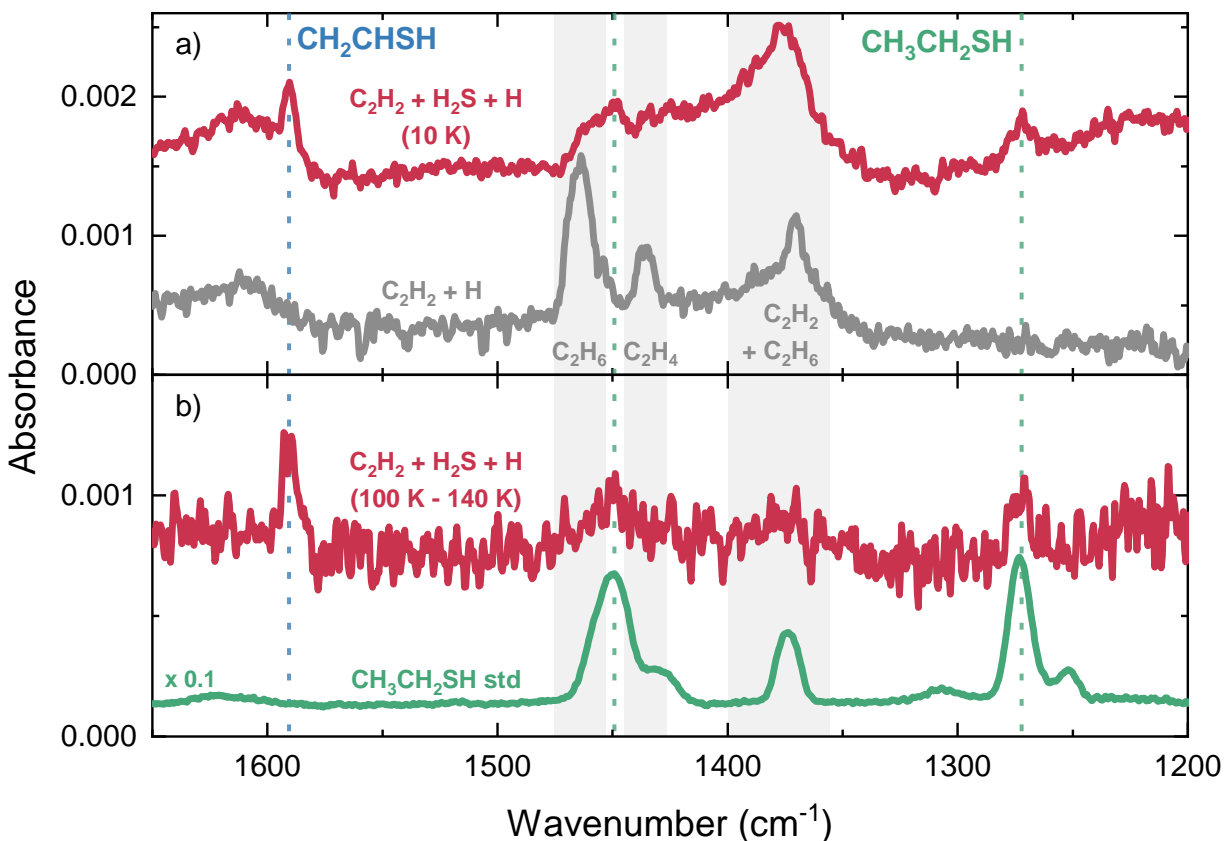


Figure 4: Infrared spectra utilized to assign $\text{CH}_3\text{CH}_2\text{SH}$ and CH_2CHSH . Panel a): Spectrum recorded after codeposition of a $\text{C}_2\text{H}_2 + \text{H}_2\text{S} + \text{H}$ ice (1:1:20; red), together with a $\text{C}_2\text{H}_2 + \text{H}$ (1:10; grey) blank experiment. Panel b): difference spectrum acquired during TPD between 100 K and 140 K (red) for the $\text{C}_2\text{H}_2 + \text{H}_2\text{S} + \text{H}$ codeposition, together with a $\text{CH}_3\text{CH}_2\text{SH}$ standard spectrum (green). All depositions are performed at 10 K and the spectra are offset for clarity.

in mass signals with the disappearance of a molecule's vibrational modes. The difference spectrum between temperatures of 100 K and 140 K of the codeposition with $\text{C}_2\text{H}_2:\text{H}_2\text{S}:\text{H} = 1:1:20$ (experiment 1) is shown in red in Figure 4, panel b). This is obtained by subtracting the spectrum measured at 140 K from the one measured at 100 K, thus highlighting the vibrational modes that disappear during this temperature range. At 100 K, C_2H_2 and its hydrogenation products C_2H_4 and C_2H_6 are already desorbed from the ice, and only the bands of CH_2CHSH and $\text{CH}_3\text{CH}_2\text{SH}$ are visible in the difference spectrum. These bands completely disappear from the spectra between 100 and 140 K. These desorption temperatures obtained from the IR data are consistent with the QMS measurement shown in Figure 3. During warm up, the areas of the bands remain constant until reaching the temperature in which they begin to desorb, indicating that no significant change

in their concentration in the ice occurs upon heating. The combination of both the infrared and the QMS data provides unambiguous evidence for the identification of CH_2CHSH and $\text{CH}_3\text{CH}_2\text{SH}$, and signal that these molecules must be formed in the ice at 10 K and remain preserved until desorption.

3.2 H_2S_2 and $\text{HSCH}_2\text{CH}_2\text{SH}$

The second strongest desorption feature in Figure 1 peaks at 131 K and contains the mass signals $m/z = 32$ and 66 (see Figure 5, panel a). Both the peak desorption temperature and the relative intensities of the fragments are in full agreement with the reference values for disulfane (H_2S_2)⁵⁰ (Figure 5, panel b). Moreover, its characteristic SH stretching band is observed on the red wing of the H_2S feature peaking at $\sim 2491\text{ cm}^{-1}$, as shown in panel c) of Figure 5. During TPD, the intensity of the H_2S_2 infrared feature remains constant until its complete desorption before 150 K, consistent with the desorption temperature observed for its mass fragments in the QMS data. This is highlighted by the difference spectrum between 120 K and 150 K shown in grey in Figure 5, panel c). Indeed, the formation of this species is unsurprising, as it has been previously shown to form at 10 K in an H_2S ice exposed to H atoms as a result of SH radical recombination.⁵⁰

Subsequently to H_2S_2 , a desorption feature appears at 158 K with contributions from $m/z = 46, 47, 58, 59, 60, 61,$ and 94 (Figure 6, left panels). The mass-to-charge ratios of $92, 118, 120,$ and 122 were also recorded during the TPD experiment, but no increase in their signal was observed above the instrumental detection limit. Thus, it is reasonable to assume that $m/z = 94$ corresponds to the product's molecular ion defined by the general formula $\text{C}_2\text{H}_6\text{S}_2$. Among the possible structures associated with this formula, the most promising candidate for the assignment of the band at 158 K is 1,2-ethanedithiol ($\text{HSCH}_2\text{CH}_2\text{SH}$). The relative intensities of the mass fragments match well with the reference values for $\text{HSCH}_2\text{CH}_2\text{SH}$ provided by NIST (Figure 6, right panel), and the desorption temperature is also in line with a slightly higher value of 180 K measured by Roe and Schulz¹⁰³ for one layer of $\text{HSCH}_2\text{CH}_2\text{SH}$ on a molybdenum (110) surface with adsorbed carbon.

No corresponding features of $\text{HSCH}_2\text{CH}_2\text{SH}$ are observed in the infrared spectra after depo-

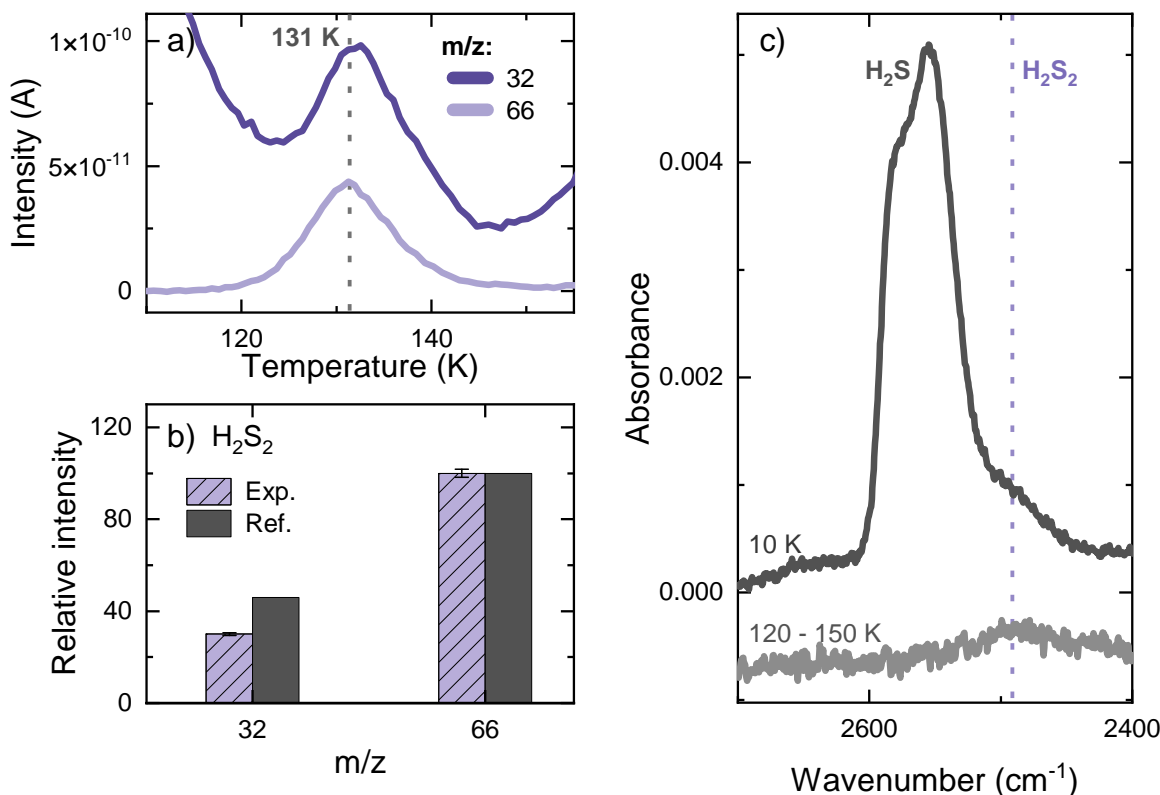


Figure 5: Assignment of the TPD-QMS peak at ~ 131 K as disulfane (H_2S_2) after a codeposition experiment with a flux ratio of $\text{C}_2\text{H}_2:\text{H}_2\text{S}:\text{H} = 1:1:20$ (experiment 1). Panel a): QMS signals of the relevant fragments. Panel b): Mass fragmentation pattern corrected for the sensitivity of the QMS in comparison with the standard for H_2S_2 from Santos et al.⁵⁰. Panel c): Infrared spectrum at 10 K (black) and difference spectrum between 120 and 150 K (grey).

sition or during TPD, likely due to the significantly lower sensitivity of the infrared spectrometer in comparison with the QMS employed in our experiments. Moreover, this product's yield is relatively small, and its IR features heavily overlap with the other, more abundant S-bearing species sharing the same functional groups. Nonetheless, as will be discussed in detail in Section 4, the most probable route to form 1,2-ethanedithiol requires the consumption of a CH_2CHSH molecule as reactant. The fact that the infrared absorbance area of CH_2CHSH remains constant during TPD until its desorption indicates that no additional reactions involving this molecule take place as a result of the heat, thus suggesting that $\text{HSCH}_2\text{CH}_2\text{SH}$ formation should occur at 10 K.

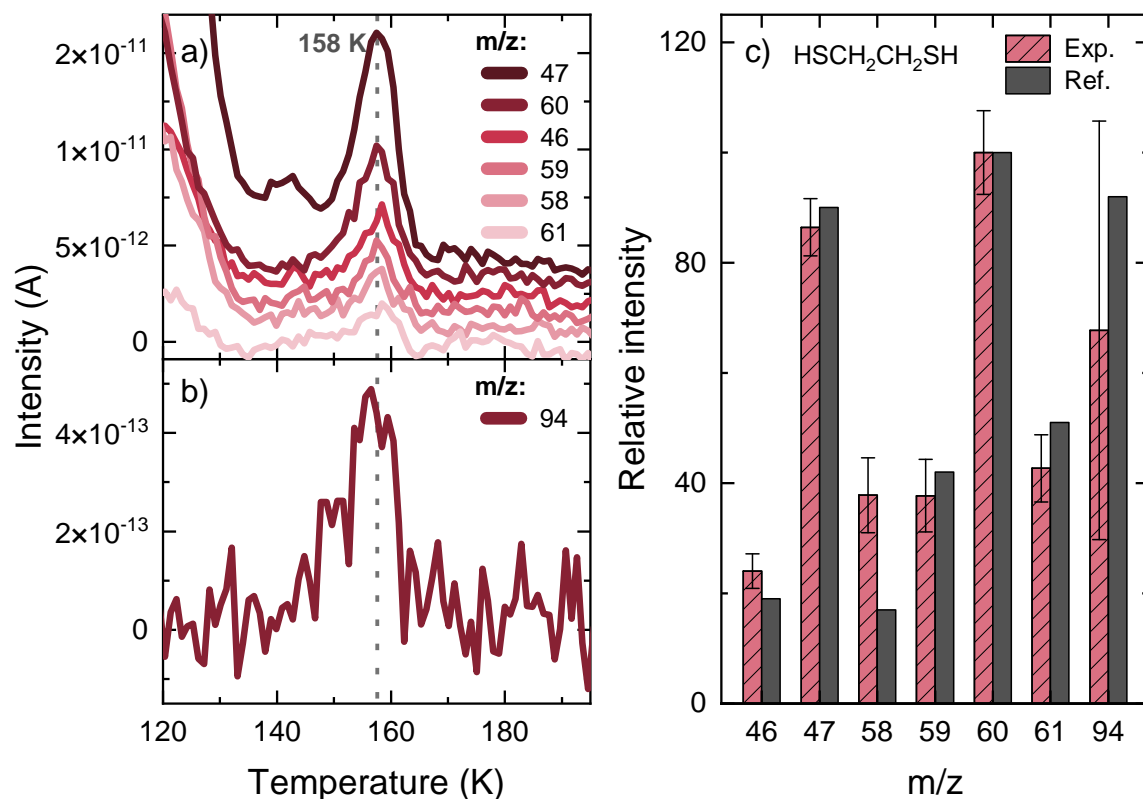


Figure 6: Assignment of the TPD-QMS peak at ~ 158 K as 1,2-ethanedithiol ($\text{HSCH}_2\text{CH}_2\text{SH}$) after a codeposition experiment with a flux ratio of $\text{C}_2\text{H}_2:\text{H}_2\text{S}:\text{H} = 1:1:20$ (experiment 1). Panel a): QMS signals of the relevant fragments with $m/z \leq 61$. Panel b): Signal for $m/z = 94$ measured during the same experiment. The dotted grey line indicates the peak desorption temperature. Panel c): Mass fragmentation pattern of the detected signals for the peak at ~ 158 K corrected for the sensitivity of the QMS in comparison with the standard for $\text{HSCH}_2\text{CH}_2\text{SH}$ from NIST. The larger error bar of $m/z = 94$ is a consequence of the significantly lower sensitivity of the QMS at this mass-to-charge ratio.

3.3 CH_2CS and CH_3CHS

Prior to the sublimation of the most abundant products, a relatively small band appears with peak desorption temperature of ~ 84 K (see Figure 7, panel a). It is characterized by $m/z = 45, 46, 58, 59,$ and 60 , but without contribution from higher masses. Because its desorption temperature coincides with H_2S , we cannot probe the yield of $m/z = 32$ from this species. It is reasonable to assume $m/z = 60$ to be its molecular ion, described by the chemical formula $\text{C}_2\text{H}_4\text{S}$ (i.e., an isomer of vinyl mercaptan). Besides CH_2CHSH , three other closed-shell structures can derive from this formula: thioacetaldehyde (CH_3CHS), thiirane ($\text{c}-(\text{CH}_2)_2\text{S}$), and thione S-methylide (CH_2SCH_2).

The latter is significantly less stable than the other isomers,¹⁰⁴ and would require a cleavage of the C≡C bond in a C₂H₂ molecule. Thus, it is unlikely to be synthesized under our experimental conditions. Thiirane is also ruled out due to the incompatibilities of its standard fragmentation pattern from NIST and the relative intensities of the recorded mass signals (panel b) in Figure 7)—in particular considering the large discrepancy in the dominant mass fragment between the two (i.e., m/z = 45 for thiirane, compared to m/z = 60 for our experiments). This leaves CH₃CHS as the most promising candidate for the desorption band at ~84 K. To the best of our knowledge, no standard mass fragmentation patterns are available for this species in the literature—likely because of its extreme reactivity at room temperature. The fragments detected by the QMS are nevertheless all reasonable to arise upon electron-impact ionization of thioacetaldehyde. These are [CHS]⁺ (m/z = 45), [CH₂S]⁺ (m/z = 46), [C₂H₂S]⁺ (m/z = 58), [C₂H₃S]⁺ (m/z = 59), and [C₂H₄S]⁺ (m/z = 60). Given the lack of standard measurements, this assignment is classified as tentative. Similarly to HSCH₂CH₂SH, the formation of CH₃CHS also requires CH₂CHSH as a reactant (see Section 3.4 for more details), and consequently it is most likely formed at 10 K.

At ~74 K, a small shoulder appears in the signal of m/z = 45 (Figure 7 panel a), suggesting the desorption of another species containing the [CHS⁺] moiety. Its identification is however quite challenging given the very small yield of this product and its proximity to the more abundant CH₃CHS. For an ice mixture with mixing ratio C₂H₂:H₂S:H=1:1:5 deposited for one hour (experiment 3), the production of CH₃CHS can be significantly reduced with respect to the shoulder peak at ~74 K (see Figure 7 panel c), revealing an otherwise undetectable contribution from m/z = 58 to the fragmentation of the more volatile product. This mass fragment is consistent with the formula C₂H₂S⁺ and, together with m/z = 45, suggests that the peak is due to thioketene (CH₂CS). This is however only a tentative assignment, as a more secure identification is alas not possible given the lack of literature standards on thioketene—presumably due to its high reactivity—and the difficulty in distinguishing this product from the more abundant peak at ~84 K.

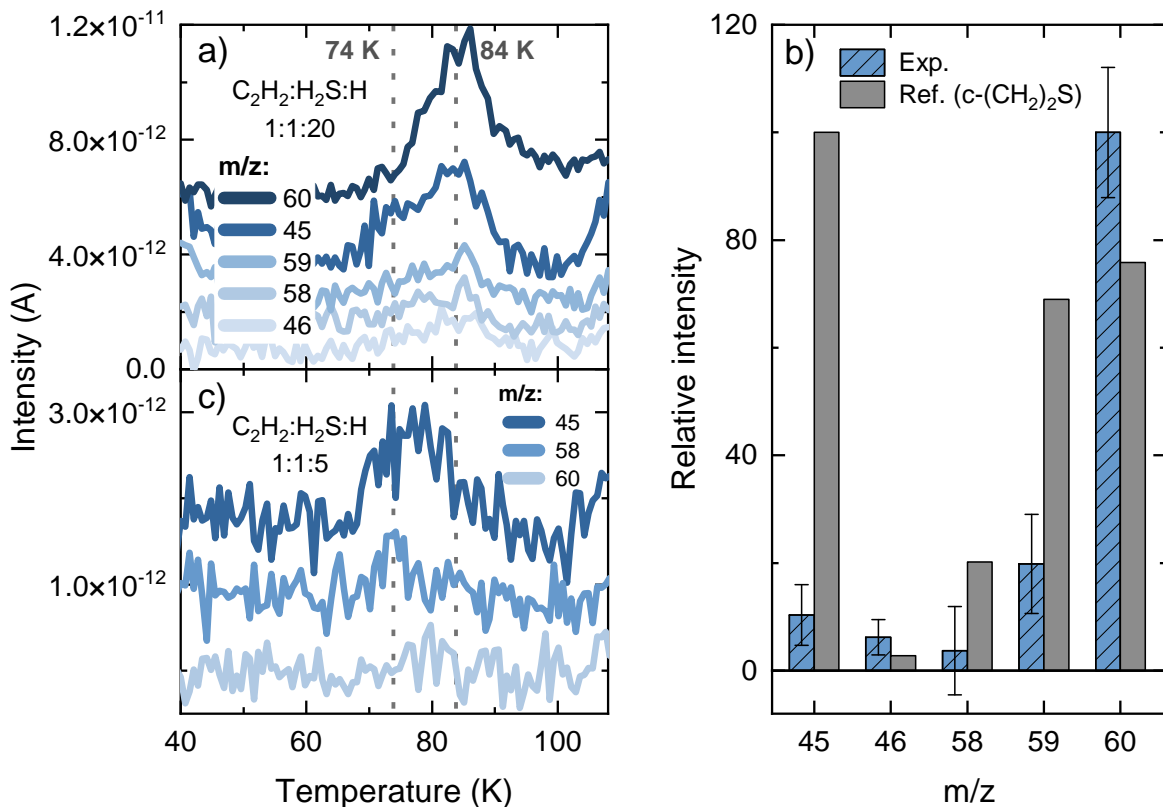


Figure 7: Tentative assignments of the TPD-QMS peaks at ~ 74 K and ~ 84 K as, respectively, thioketene (CH_2CS) and thioacetaldehyde (CH_3CHS). Panel a): QMS signals of the relevant fragments after a codeposition experiment with a flux ratio of $\text{C}_2\text{H}_2:\text{H}_2\text{S}:\text{H} = 1:1:20$ (experiment 1). The dotted gray lines indicates the peak desorption temperatures. Panel b): Mass fragmentation pattern of the detected signals for the peak at ~ 84 K corrected for the sensitivity of the QMS (blue), assigned to CH_3CHS , in comparison to the standard fragmentation pattern of $c\text{-(CH}_2)_2\text{S}$ from NIST (grey). Panel c): QMS signals of the relevant fragments after a codeposition experiment with a flux ratio of $\text{C}_2\text{H}_2:\text{H}_2\text{S}:\text{H} = 1:1:5$ (experiment 3), in which the CH_3CHS production is minimized. The dotted line highlights the contribution from the desorption peak at ~ 74 K to the signals of $m/z = 58$ and $m/z = 45$.

3.4 Computational results and chemical network

We combine theoretical calculations performed in-house and from the literature to constrain the reactions at play in our experiments. In both cases, care should be taken when interpreting the activation energies since they are obtained in vacuum and therefore could differ from more representative solid-state scenarios. Nonetheless, these values are still useful for an assessment of the feasibility of a given route. The proposed chemical network is summarized in Figure 8. The first step in forming sulfur-bearing species under our experimental conditions involves the association

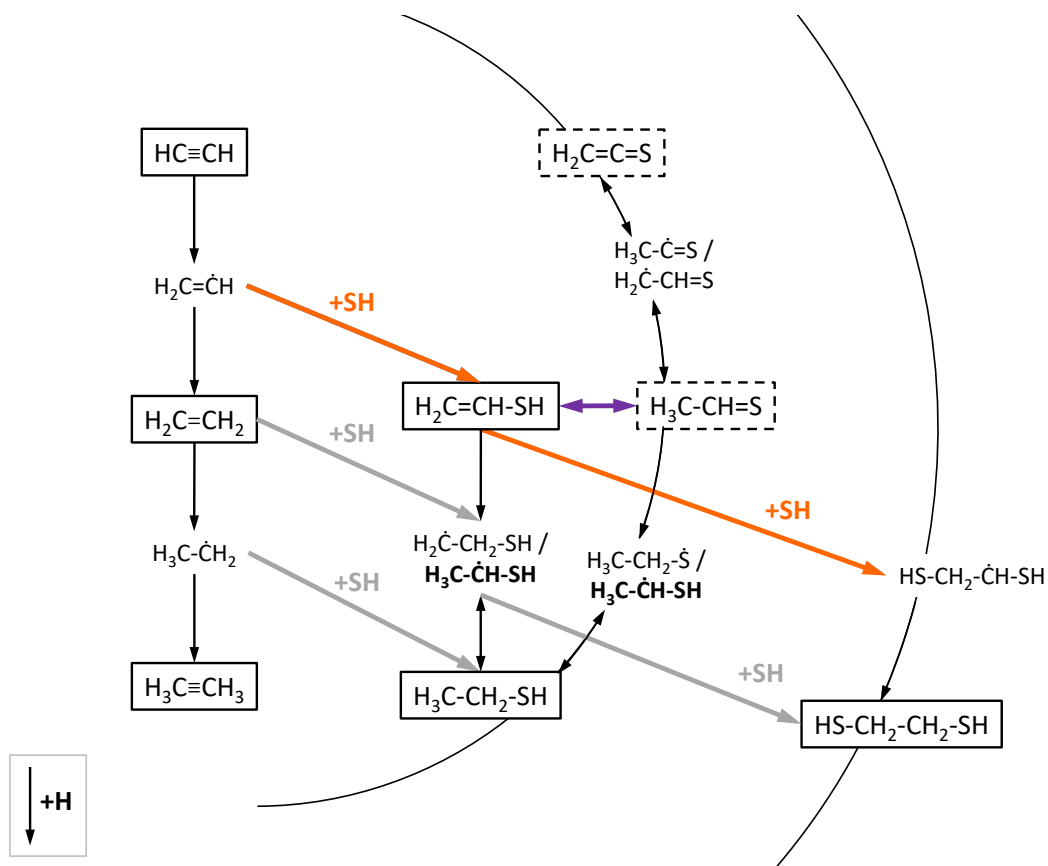


Figure 8: Chemical network explored in this work. Boxes denote closed-shell species, with solid and dashed lines indicating confirmed and tentative detections, respectively. Open-shell species in bold-face are formed barrierlessly.¹⁰⁵ Reactions with SH radicals constrained in this work are indicated by orange arrows, grey arrows display potential reactions not investigated further in this work, and black arrows represent reactions with H atoms. The purple arrow highlights the speculated intermolecular isomerization process.

of SH to a hydrocarbon containing two C atoms (general formula C_2H_x). The radical-molecule reaction between C_2H_2 and SH is the most straightforward candidate to initiate the network:



Our DFT calculations in vacuum predict a fairly small energy barrier of only $\Delta E_a \sim 758$ K for this reaction. However, due to the extremely low temperatures of our experiments (10 K) and the high mass of the SH radical, quantum tunneling is largely restricted. Considering that Reaction 2 is exothermic, vibrationally excited SH radicals might play a role in overcoming such a barrier.

However, energy dissipation in H₂O ices takes place typically within picosecond timescales (e.g., Ferrero et al.¹⁰⁶), and we extrapolate that it will also proceed in similarly short timescales for H₂S mixed with C₂H₂, since a variety of vibrational modes are present that could accept the energy that is dissipating. Thus, Reaction 6 is unlikely to initiate the chemical network probed here.

Alternatively, the network is proposed to be kick-started by the formation of C₂H₃ through a hydrogen addition reaction to C₂H₂ and its subsequent association with SH:



Reaction 7 has been previously investigated in experimental as well as theoretical works and has been shown to proceed efficiently on icy surfaces at ~ 10 K,^{74–76,107} with a predicted activation energy of $\sim 2141 - 2430$ K depending on the level of theory utilized.⁷⁶ Despite being significantly larger than the activation energy for Reaction 6, it does not hinder Reaction 7 due to the much more efficient quantum tunneling of the light H atoms as opposed to the heavy SH radicals. Indeed, estimated rate constants for Reaction 7 in the solid phase are of the order of 10^4 s⁻¹.⁷⁶ The subsequent Reaction 8 takes place between two radicals, C₂H₃ and SH. The former is a non-polar species, and hence is expected to have a low binding energy to the H₂S ice. Since the ice is continuously grown, a randomized distribution of orientations is to be expected. Thus, reorientation barriers as predicted by Enrique-Romero et al.¹⁰⁸ and observed by, e.g., Martín-Doménech et al.¹⁰⁹, are less of a limitation. Consequently, nondiffusive interactions between C₂H₃ and SH radicals in the vicinity of one another are expected to efficiently form CH₂CHSH and initiate the sulfur chemical network in Figure 8. Such nondiffusive mechanisms have been extensively studied in the laboratory and through chemical modeling and are suggested to contribute significantly to ice chemistry under dark cloud conditions (Jin and Garrod¹¹⁰, Garrod et al.¹¹¹, and references therein).

Following its formation via Reaction 8, CH₂CHSH can be hydrogenated to form CH₃CH₂SH:

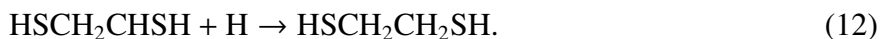


which proceeds by first forming either the radical CH₃CHSH (Reaction 9a, $\Delta E_a = 0$ in vacuum) or CH₂CH₂SH (Reaction 9b, $\Delta E_a \sim 1227$ K in vacuum)¹⁰⁵. The subsequent hydrogen additions in Reactions 10a and 10b proceed without an activation barrier.

Alternatively, CH₂CHSH can also react with nearby SH radicals to form the doubly-sulfurated radical HSCH₂CHSH:



for which no activation energy barrier was observed in our vacuum DFT calculations. The hydrogenation of this radical will lead to the formation of HSCH₂CH₂SH:



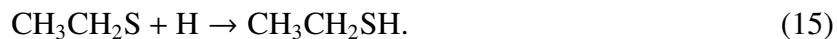

Similarly, radical-radical coupling reactions between SH + CH₂CH₂SH/CH₃CHSH could also form HSCH₂CH₂SH efficiently.

A third possible fate for the CH₂CHSH molecule is that it is converted to its structural isomer CH₃CHS:



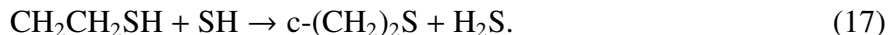
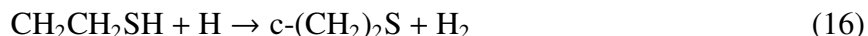
Intramolecular isomerization (i.e., a transfer of a hydrogen atom within one molecule) is unlikely to occur at 10 K given its high energy barrier ($\Delta E_a \gtrsim 28000$ K in vacuum)^{104,105}. Alternatively, transfers of hydrogen atoms in a concerted mechanism involving multiple molecules from the ice are associated with significantly lower activation energies and could arguably take place in our experiments. This process, known as “intermolecular isomerization”, has been widely studied in both the gas and liquid phases for the oxygen-bearing counterparts CH_2CHOH and CH_3CHO ,^{112–115} and is shown to be catalyzed by surrounding H_2O molecules.^{113,114} This same mechanism has been proposed previously to explain the large abundances of CH_2CHOH and CH_3CHO in similar ice experiments involving C_2H_2 and OH radicals¹⁹. However, Perrero et al.²² found this mechanism to be hampered by high activation energy barriers ($\gtrsim 7000$ K) in pathways starting from both CH_2CHOH and its radical precursor CH_2CHO . Interestingly, theoretical calculations by Suenobu et al.¹¹⁶ predict a faster conversion of CH_2CHSH into CH_3CHS mediated by H_2O molecules in the liquid phase compared to the oxygen-bearing counterparts. They argue that this is due to the larger electric dipole moment of the transition state in the sulfur-bearing case, causing it to be more stabilized by aqueous environments. We therefore speculate that such a mechanism could also proceed in the solid state under our experimental conditions facilitated by H_2S molecules in the vicinity of CH_2CHSH , although further theoretical work is warranted to accurately constrain this possibility.

We emphasize that CH_3CHS is tentatively detected in this work and contains relatively low abundances. Thus, its suggested formation by the intermolecular isomerization mechanism is probably not very efficient. Nonetheless, assuming that it can be formed, further hydrogenation will lead to $\text{CH}_3\text{CH}_2\text{SH}$ via:



Reaction 14a proceeds barrierlessly, whereas Reaction 14b has a very small $\Delta E_a \sim 397 \text{ K}^{105}$. Both CH_3CHSH and $\text{CH}_3\text{CH}_2\text{S}$ will be hydrogenated without an activation energy through Reactions 10a and 15 to form $\text{CH}_3\text{CH}_2\text{SH}$. Finally, CH_3CHS can potentially undergo two hydrogen-abstraction reactions to form CH_2CS , another tentative product of this work. This alluded abstraction route warrants dedicated experimental and theoretical investigations to be confirmed, as only a tentative detections of both reactants and products are provided here.

Abstraction reactions from the radicals $\text{CH}_2\text{CH}_2\text{SH}$ and CH_3CHSH are also possible a priori, and are explored computationally here. Our DFT calculations predict that $\text{CH}_2\text{CH}_2\text{SH}$ can undergo abstraction routes induced by both H atoms and SH to form thiirane ($\text{c}-(\text{CH}_2)_2\text{S}$):



Likewise, CH_3CHSH can also form thiirane by reacting with H:



This structure, however, is excluded as a major product in our experiment on the basis of its mass fragmentation pattern (see section 3.3). The reason behind this discrepancy between theory and experiment may be related to the former being performed in vacuum, when interactions with other species in the ice could potentially hinder the formation of $\text{c}-(\text{CH}_2)_2\text{S}$.

Most of the hydrogenation steps in this network ultimately lead to the formation of $\text{CH}_3\text{CH}_2\text{SH}$. This molecule could in principle be further processed by reactions with H atoms to form the radicals $\text{CH}_3\text{CH}_2\text{S}$, CH_3CH_2 , CH_3CHSH , or $\text{CH}_2\text{CH}_2\text{SH}$.¹¹⁷ The theoretical calculations by Zhang et al.¹¹⁷ predict that the hydrogen abstraction channel from the SH group ($\text{CH}_3\text{CH}_2\text{SH} + \text{H} \rightarrow \text{CH}_3\text{CH}_2\text{S} + \text{H}_2$) is the dominant route in vacuum ($\Delta E_a \sim 1610 \text{ K}$), but that the C-S bond breaking channel ($\text{CH}_3\text{CH}_2\text{SH} + \text{H} \rightarrow \text{CH}_3\text{CH}_2 + \text{H}_2\text{S}$) is also likely to proceed ($\Delta E_a \sim 1761 \text{ K}$). The contribution from these channels might vary when surfaces are considered (as was shown by Nguyen

et al.¹¹⁸ within their work and in comparison to Lamberts¹¹⁹ for the analogue reactions involving CH_3SH). We do not find any evidence (such as a peak in mass signal) for the presence of $\text{CH}_3\text{CH}_2\text{SSCH}_2\text{CH}_3$ (diethyl-disulfide, DEDS) in our experiments—the presumed product of the recombination of two $\text{CH}_3\text{CH}_2\text{S}$ radicals. This is rather unsurprising, since the addition routes to $\text{CH}_3\text{CH}_2\text{SH}$ proceed effectively barrierlessly and multiple reaction steps, as well as close proximity of reactants, would be needed to form DEDS. Overall, the chemical network probed here converges into forming mostly $\text{CH}_3\text{CH}_2\text{SH}$ as long as enough H is available. This conclusion can assist in explaining astronomical observations of S-bearing COMs with two carbon atoms (or lack thereof), as will be discussed in the following Section.

4 Astrophysical implications

Within interstellar clouds, low activation barriers are generally required for a chemical reaction to occur, as thermal hopping is not possible for most molecular radicals at the typical temperatures of those environments (10 – 20 K). The high reactivity associated with open shell species thus makes radicals important drivers of chemical complexity in such astronomical environments. This is particularly relevant for solid-state reactions facilitated by interstellar dust grains. In the case of sulfur, the SH radical can serve as an important pivot towards building a complex sulfur-bearing inventory, especially because it is expected to be continuously formed in interstellar ices throughout a wide evolutionary span. During the earlier cloud stages, it can be readily produced by the hydrogenation of sulfur atoms accreted onto interstellar dust grains. As the density of the environment increases, most of the atomic sulfur is expected to be readily converted into H_2S . Abstraction reactions involving H atoms and H_2S can then efficiently reform SH, thus partially replenishing the supply of this radical in the ice.

The deuterium fractionation of H_2S observed in Class 0 sources points to an early formation in ices, before the CO catastrophic freeze-out stage.¹²⁰ Similarly, C_2H_2 is expected to be more abundantly present in earlier cloud stages, where atomic carbon is available to produce C_2H_2 via

the bottom-up route, and before C_2H_2 is largely hydrogenated to form C_2H_4 and C_2H_6 . Reactions involving the two species and the ubiquitous hydrogen atoms are therefore feasible given that they coexist in the same ice environment. As illustrated in Figure 8, these interactions can enrich interstellar ices with complex organic sulfur-bearing molecules. Furthermore, C_2H radicals could act as an additional source of carbon within our network upon adsorption onto ice grains. It should be noted, however, that the scheme proposed here could be further complicated in fully representative interstellar ices due to the presence of other species, in particular water.

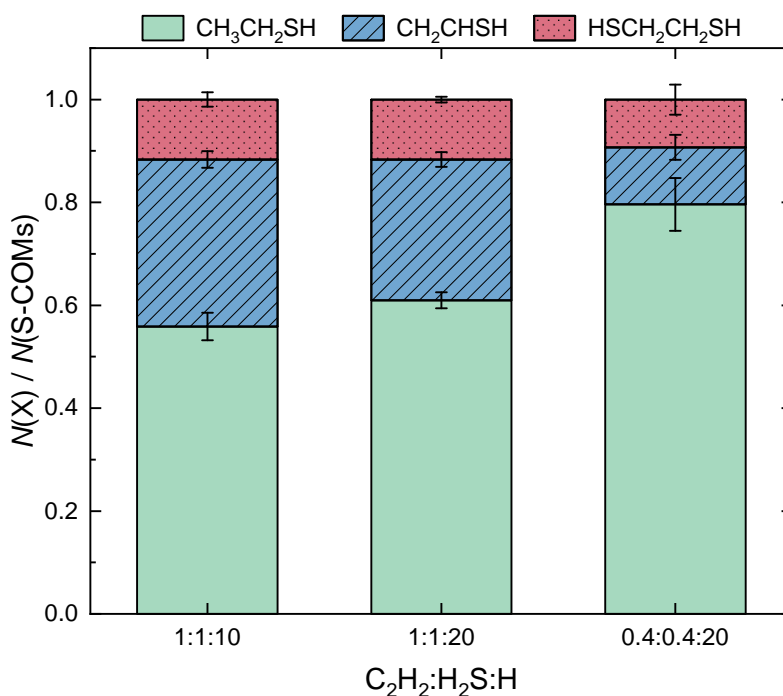


Figure 9: Relative abundances of the sulfur-bearing COMs formed during deposition as a function of the $C_2H_2:H_2S:H$ ratio. The abundances are shown with respect to the total yield of sulfurated COMs positively identified at the end of each experiment.

For the three main organic products, CH_3CH_2SH , CH_2CHSH , and $HSCH_2CH_2SH$, the dependence of the product yield with the molecule-to-hydrogen ratio is shown in Figure 9. The products' relative column densities are derived from the mass signals of their molecular ions using Equation 4 and the parameters in Table 1. Thioacetaldehyde and thioketene (CH_3CHS and CH_2CS , respectively) are not included in this analysis since they are tentative detections and minor products. For all explored deposition conditions, the most abundant S-bearing organic molecule resulting

from the interaction of C_2H_2 with H_2S and H atoms is CH_3CH_2SH . The predominance of this species is in line with the conclusions drawn by Shingledecker et al.¹⁰⁵ from their calculations and the computational results from this work. Once C_2H_2 is hydrogenated to form C_2H_3 , it can react barrierlessly with SH radicals to form CH_2CHSH , which can subsequently be barrierlessly hydrogenated to form CH_3CH_2SH . The production of CH_3CH_2SH can therefore proceed very efficiently as long as there are H atoms in the vicinity available to react, and hence is increasingly favored for higher H-to-molecule ratios. Thus, our experiments show that CH_3CH_2SH acts as a sink in the chemical network explored here, meaning that the sulfur budget in this network will be mostly locked away into ethanethiol at the expense of the other products—in agreement with the theoretical predictions.¹⁰⁵ These conclusions remain valid irrespective of the formation route behind CH_2CHSH , and thus are not exclusively dependent on the network being initiated by the interaction between C_2H_3 and SH. Indeed, as suggested by Shingledecker et al.¹⁰⁵, the absence of CH_2CHSH in interstellar sources despite dedicated attempts to identify it towards Sgr B2(N2),¹²¹ alongside the detections of CH_3CH_2SH towards both Orion KL and the G+0.693-0.027 molecular cloud,^{122,123} might be related to the effective chemical conversion of the former to the latter.

Thioketene (CH_2CS) was also detected in interstellar environments, towards the cold core TMC-1.¹²⁴ The reaction routes proposed in this work could in principle contribute to forming it in the solid phase, albeit to a small extent. Nonetheless, its astronomical detection reinforces the relevance of investigating chemical networks that lead to sulfur-bearing organics with two carbon atoms.

5 Conclusions

In the present work, we explore the solid-state chemistry resulting from the interaction of C_2H_2 , H_2S , and H atoms in interstellar ices at 10 K by means of laboratory experiments combined with theoretical calculations. The investigated chemical network is summarized in Figure 8, and our main findings are listed below:

- The codeposition of C_2H_2 , H_2S , and H leads to the formation of several sulfur-bearing species at 10 K via radical-induced reactions involving SH . We securely identify the products CH_3CH_2SH , CH_2CHSH , $HSCH_2CH_2SH$, H_2S_2 , and tentatively CH_3CHS and CH_2CS , by using infrared spectroscopy and mass spectrometry.
- Calculations at the M062X/def2-TZVP level of theory benchmarked with CCSD(T)-F12/AUG-CC-PVTZ predict an activation barrier of ~ 758 K for the radical-molecule reaction $C_2H_2 + SH \rightarrow C_2H_2SH$, which is deterrent under molecular clouds conditions. Thus, the chemical network is likely initiated by the interaction between C_2H_3 and SH radicals.
- The product CH_2CHSH plays an important role as an intermediate as it can be hydrogenated to form CH_3CH_2SH or potentially converted to its isomer CH_3CHS . Given enough H-atom availability, it will be largely consumed to produce more stable species.
- For all explored deposition conditions, the main product formed is CH_3CH_2SH , with percentage yield with respect to the sum of S-bearing COMs ranging from $\sim 56\%$ to $\sim 80\%$. The yield of CH_3CH_2SH increases with the H fraction due to its efficient formation through a series of barrierless hydrogenation reactions. It therefore acts as a sulfur sink in the present chemical network, being preferably formed at the expense of the other products.

Astronomical detections of CH_3CH_2SH and CH_2CS in the submillimeter range evince the importance of exploring the formation mechanisms of sulfur-bearing organic molecules with two carbon atoms under interstellar cloud conditions. In this work we experimentally investigate solid-phase formation routes that enrich the ice with the aforementioned products, in particular during the early cloud stages. Nonetheless, further laboratory, observational, and modelling works are warranted to better constrain the ice abundances of C_2H_2 and H_2S and the yield of products in more representative interstellar ices.

Acknowledgement

This work is dedicated to the memory of Prof. Dr. Harold Linnartz. The authors thank the Danish National Research Foundation through the Center of Excellence “InterCat” (Grant agreement no.: D NRF150) and the Netherlands Research School for Astronomy (NOVA) for their support. KJC acknowledges the support by the NWO via a VENI fellowship (VI.Veni.212.296). JER acknowledges the support by the Horizon Europe Framework Programme’s (HORIZON) Marie Skłodowska-Curie, grant agreement No 101149067.

References

- (1) Müller, H. S. P.; Schlöder, F.; Stutzki, J.; Winnewisser, G. The Cologne Database for Molecular Spectroscopy, CDMS: a useful tool for astronomers and spectroscopists. Journal of Molecular Structure **2005**, 742, 215–227.
- (2) McGuire, B. A. 2021 census of interstellar, circumstellar, extragalactic, protoplanetary disk, and exoplanetary molecules. The Astrophysical Journal Supplement Series **2022**, 259, 30.
- (3) Herbst, E.; van Dishoeck, E. F. Complex Organic Interstellar Molecules. Annual Review of Astronomy and Astrophysics **2009**, 47, 427–480.
- (4) Öberg, K. I.; Bottinelli, S.; Jørgensen, J. K.; van Dishoeck, E. F. A Cold Complex Chemistry Toward the Low-mass Protostar B1-b: Evidence for Complex Molecule Production in Ices. The Astrophysical Journal **2010**, 716, 825–834.
- (5) Bacmann, A.; Taquet, V.; Faure, A.; Kahane, C.; Ceccarelli, C. Detection of complex organic molecules in a prestellar core: a new challenge for astrochemical models. Astronomy and Astrophysics **2012**, 541, L12.
- (6) Biver, N.; Bockelée-Morvan, D.; Debout, V.; Crovisier, J.; Boissier, J.; Lis, D. C.; Dello Russo, N.; Moreno, R.; Colom, P.; Paubert, G.; Vervack, R.; Weaver, H. A. Complex organic

- molecules in comets C/2012 F6 (Lemmon) and C/2013 R1 (Lovejoy): detection of ethylene glycol and formamide. *Astronomy and Astrophysics* **2014**, 566, L5.
- (7) Öberg, K. I.; Guzmán, V. V.; Furuya, K.; Qi, C.; Aikawa, Y.; Andrews, S. M.; Loomis, R.; Wilner, D. J. The comet-like composition of a protoplanetary disk as revealed by complex cyanides. *Nature* **2015**, 520, 198–201.
- (8) Walsh, C.; Loomis, R. A.; Öberg, K. I.; Kama, M.; van 't Hoff, M. L. R.; Millar, T. J.; Aikawa, Y.; Herbst, E.; Widicus Weaver, S. L.; Nomura, H. First Detection of Gas-phase Methanol in a Protoplanetary Disk. *The Astrophysical Journal Letters* **2016**, 823, L10.
- (9) Herbst, E. The synthesis of large interstellar molecules. *International Reviews in Physical Chemistry* **2017**, 36, 287–331.
- (10) Altwegg, K.; Balsiger, H.; Berthelier, J.-J.; Bieler, A.; Calmonte, U.; Fuselier, S. A.; Goussain, F.; Gasc, S.; Gombosi, T. I.; Le Roy, L.; others Organics in comet 67P—a first comparative analysis of mass spectra from ROSINA–DFMS, COSAC and Ptolemy. *Monthly Notices of the Royal Astronomical Society* **2017**, 469, S130–S141.
- (11) Favre, C. et al. First Detection of the Simplest Organic Acid in a Protoplanetary Disk. *The Astrophysical Journal Letters* **2018**, 862, L2.
- (12) Brunken, N. G. C.; Booth, A. S.; Leemker, M.; Nazari, P.; van der Marel, N.; van Dishoeck, E. F. A major asymmetric ice trap in a planet-forming disk. III. First detection of dimethyl ether. *Astronomy and Astrophysics* **2022**, 659, A29.
- (13) Linnartz, H.; Ioppolo, S.; Fedoseev, G. Atom addition reactions in interstellar ice analogues. *International Reviews in Physical Chemistry* **2015**, 34, 205–237.
- (14) Öberg, K. I. Photochemistry and astrochemistry: Photochemical pathways to interstellar complex organic molecules. *Chemical reviews* **2016**, 116, 9631–9663.

- (15) Watanabe, N.; Kouchi, A. Efficient formation of formaldehyde and methanol by the addition of hydrogen atoms to CO in H₂O-CO ice at 10 K. *The Astrophysical Journal* **2002**, *571*, L173.
- (16) Butscher, T.; Duvernay, F.; Theule, P.; Danger, G.; Carissan, Y.; Hagebaum-Reignier, D.; Chiavassa, T. Formation mechanism of glycolaldehyde and ethylene glycol in astrophysical ices from HCO and CH₂OH recombination: an experimental study. *Monthly Notices of the Royal Astronomical Society* **2015**, *453*, 1587–1596.
- (17) Chuang, K. J.; Fedoseev, G.; Ioppolo, S.; van Dishoeck, E. F.; Linnartz, H. H-atom addition and abstraction reactions in mixed CO, H₂CO and CH₃OH ices - an extended view on complex organic molecule formation. *Monthly Notices of the Royal Astronomical Society* **2016**, *455*, 1702–1712.
- (18) Fedoseev, G.; Chuang, K. J.; Ioppolo, S.; Qasim, D.; van Dishoeck, E. F.; Linnartz, H. Formation of Glycerol through Hydrogenation of CO Ice under Prestellar Core Conditions. *The Astrophysical Journal* **2017**, *842*, 52.
- (19) Chuang, K. J.; Fedoseev, G.; Qasim, D.; Ioppolo, S.; Jäger, C.; Henning, T.; Palumbo, M. E.; van Dishoeck, E. F.; Linnartz, H. Formation of complex molecules in translucent clouds: acetaldehyde, vinyl alcohol, ketene, and ethanol via “nonenergetic” processing of C₂H₂ ice. *Astronomy and Astrophysics* **2020**, *635*, A199.
- (20) Qasim, D.; Fedoseev, G.; Chuang, K. J.; He, J.; Ioppolo, S.; van Dishoeck, E. F.; Linnartz, H. An experimental study of the surface formation of methane in interstellar molecular clouds. *Nature Astronomy* **2020**, *4*, 781–785.
- (21) Ioppolo, S.; Fedoseev, G.; Chuang, K. J.; Cuppen, H. M.; Clements, A. R.; Jin, M.; Garrod, R. T.; Qasim, D.; Kofman, V.; van Dishoeck, E. F.; Linnartz, H. A non-energetic mechanism for glycine formation in the interstellar medium. *Nature Astronomy* **2021**, *5*, 197–205.

- (22) Perrero, J.; Enrique-Romero, J.; Martínez-Bachs, B.; Ceccarelli, C.; Balucani, N.; Ugliengo, P.; Rimola, A. Non-energetic Formation of Ethanol via CCH Reaction with Interstellar H₂O Ices. A Computational Chemistry Study. ACS Earth and Space Chemistry **2022**, 6, 496–511.
- (23) Tieftrunk, A.; Pineau des Forets, G.; Schilke, P.; Walmsley, C. M. SO and H₂S in low density molecular clouds. Astronomy and Astrophysics **1994**, 289, 579–596.
- (24) Anderson, D. E.; Bergin, E. A.; Maret, S.; Wakelam, V. New Constraints on the Sulfur Reservoir in the Dense Interstellar Medium Provided by Spitzer Observations of S I in Shocked Gas. The Astrophysical Journal **2013**, 779, 141.
- (25) Vastel, C.; Quénard, D.; Le Gal, R.; Wakelam, V.; Andrianasolo, A.; Caselli, P.; Vidal, T.; Ceccarelli, C.; Lefloch, B.; Bachiller, R. Sulphur chemistry in the L1544 pre-stellar core. Monthly Notices of the Royal Astronomical Society **2018**, 478, 5514–5532.
- (26) Fuente, A. et al. Gas phase Elemental abundances in Molecular cloudS (GEMS). I. The prototypical dark cloud TMC 1. Astronomy and Astrophysics **2019**, 624, A105.
- (27) Rivière-Marichalar, P.; Fuente, A.; Goicoechea, J. R.; Pety, J.; Le Gal, R.; Gratier, P.; Guzmán, V.; Roueff, E.; Loison, J. C.; Wakelam, V.; Gerin, M. Abundances of sulphur molecules in the Horsehead nebula. First NS⁺ detection in a photodissociation region. Astronomy and Astrophysics **2019**, 628, A16.
- (28) Garrod, R. T.; Wakelam, V.; Herbst, E. Non-thermal desorption from interstellar dust grains via exothermic surface reactions. Astronomy & Astrophysics **2007**, 467, 1103–1115.
- (29) Druard, C.; Wakelam, V. Polysulphanes on interstellar grains as a possible reservoir of interstellar sulphur. Monthly Notices of the Royal Astronomical Society **2012**, 426, 354–359.
- (30) Esplugues, G.; Viti, S.; Goicoechea, J.; Cernicharo, J. Modelling the sulphur chemistry evolution in Orion KL. Astronomy & Astrophysics **2014**, 567, A95.

- (31) Vidal, T. H. G.; Loison, J.-C.; Jaziri, A. Y.; Ruaud, M.; Gratier, P.; Wakelam, V. On the reservoir of sulphur in dark clouds: chemistry and elemental abundance reconciled. Monthly Notices of the Royal Astronomical Society **2017**, 469, 435–447.
- (32) Thaddeus, P.; Kutner, M. L.; Penzias, A. A.; Wilson, R. W.; Jefferts, K. B. Interstellar Hydrogen Sulfide. The Astrophysical Journal Letters **1972**, 176, L73.
- (33) Minh, Y. C.; Irvine, W. M.; Ziurys, L. M. Detection of Interstellar Hydrogen Sulfide in Cold, Dark Clouds. The Astrophysical Journal Letters **1989**, 345, L63.
- (34) van Dishoeck, E. F.; Blake, G. A.; Jansen, D. J.; Groesbeck, T. D. Molecular Abundances and Low-Mass Star Formation. II. Organic and Deuterated Species toward IRAS 16293-2422. The Astrophysical Journal **1995**, 447, 760.
- (35) Hatchell, J.; Thompson, M. A.; Millar, T. J.; MacDonald, G. H. Sulphur chemistry and evolution in hot cores. Astronomy and Astrophysics **1998**, 338, 713–722.
- (36) Vastel, C.; Phillips, T.; Ceccarelli, C.; Pearson, J. First detection of doubly deuterated hydrogen sulfide. The Astrophysical Journal **2003**, 593, L97.
- (37) Wakelam, V.; Castets, A.; Ceccarelli, C.; Lefloch, B.; Caux, E.; Pagani, L. Sulphur-bearing species in the star forming region L1689N. Astronomy and Astrophysics **2004**, 413, 609–622.
- (38) Neufeld, D. A.; Godard, B.; Gerin, M.; Pineau des Forêts, G.; Bernier, C.; Falgarone, E.; Graf, U. U.; Güsten, R.; Herbst, E.; Lesaffre, P.; Schilke, P.; Sonnentrucker, P.; Wiesemeyer, H. Sulphur-bearing molecules in diffuse molecular clouds: new results from SOFIA/GREAT and the IRAM 30 m telescope. Astronomy and Astrophysics **2015**, 577, A49.
- (39) Le Roy, L. et al. Inventory of the volatiles on comet 67P/Churyumov-Gerasimenko from Rosetta/ROSINA. Astronomy and Astrophysics **2015**, 583, A1.

- (40) Biver, N.; Bockelée-Morvan, D.; Moreno, R.; Crovisier, J.; Colom, P.; Lis, D. C.; Sandqvist, A.; Boissier, J.; Despois, D.; Milam, S. N. Ethyl alcohol and sugar in comet C/2014 Q2 (Lovejoy). Science Advances **2015**, 1, 1500863.
- (41) Calmonte, U. et al. Sulphur-bearing species in the coma of comet 67P/Churyumov-Gerasimenko. Monthly Notices of the Royal Astronomical Society **2016**, 462, S253–S273.
- (42) Phuong, N. T.; Chapillon, E.; Majumdar, L.; Dutrey, A.; Guilloteau, S.; Piétu, V.; Wakelam, V.; Diep, P. N.; Tang, Y. W.; Beck, T.; Bary, J. First detection of H₂S in a protoplanetary disk. The dense GG Tauri A ring. Astronomy and Astrophysics **2018**, 616, L5.
- (43) Bockelée-Morvan, D. et al. New molecules found in comet C/1995 O1 (Hale-Bopp). Investigating the link between cometary and interstellar material. Astronomy and Astrophysics **2000**, 353, 1101–1114.
- (44) Jiménez-Escobar, A.; Muñoz Caro, G. M. Sulfur depletion in dense clouds and circumstellar regions. I. H₂S ice abundance and UV-photochemical reactions in the H₂O-matrix. Astronomy and Astrophysics **2011**, 536, A91.
- (45) Jiménez-Escobar, A.; Muñoz Caro, G. M.; Chen, Y. J. Sulphur depletion in dense clouds and circumstellar regions. Organic products made from UV photoprocessing of realistic ice analogs containing H₂S. Monthly Notices of the Royal Astronomical Society **2014**, 443, 343–354.
- (46) Oba, Y.; Tomaru, T.; Lamberts, T.; Kouchi, A.; Watanabe, N. An infrared measurement of chemical desorption from interstellar ice analogues. Nature Astronomy **2018**, 2, 228–232.
- (47) Oba, Y.; Tomaru, T.; Kouchi, A.; Watanabe, N. Physico-chemical Behavior of Hydrogen Sulfide Induced by Reactions with H and D Atoms on Different Types of Ice Surfaces at Low Temperature. The Astrophysical Journal **2019**, 874, 124.

- (48) Shingledecker, C. N.; Lamberts, T.; Laas, J. C.; Vasyunin, A.; Herbst, E.; Kästner, J.; Caselli, P. Efficient Production of S₈ in Interstellar Ices: The Effects of Cosmic-Ray-driven Radiation Chemistry and Nondiffusive Bulk Reactions. *The Astrophysical Journal* **2020**, 888, 52.
- (49) Cazaux, S.; Carrascosa, H.; Muñoz Caro, G. M.; Caselli, P.; Fuente, A.; Navarro-Almaida, D.; Rivière-Marichalar, P. Photoprocessing of H₂S on dust grains. Building S chains in translucent clouds and comets. *Astronomy and Astrophysics* **2022**, 657, A100.
- (50) Santos, J. C.; Linnartz, H.; Chuang, K. J. Interaction of H₂S with H atoms on grain surfaces under molecular cloud conditions. *Astronomy and Astrophysics* **2023**, 678, A112.
- (51) Lamberts, T.; Kästner, J. Tunneling Reaction Kinetics for the Hydrogen Abstraction Reaction $H + H_2S \rightarrow H_2 + HS$ in the Interstellar Medium. *Journal of Physical Chemistry A* **2017**, 121, 9736–9741.
- (52) Laas, J. C.; Caselli, P. Modeling sulfur depletion in interstellar clouds. *Astronomy and Astrophysics* **2019**, 624, A108.
- (53) Ridgway, S. T.; Hall, D. N. B.; Wojslaw, R. S.; Kleinmann, S. G.; Weinberger, D. A. Circumstellar acetylene in the infrared spectrum of IRC +10216. *Nature* **1976**, 264, 345–346.
- (54) Lacy, J. H.; Evans, I., Neal J.; Achtermann, J. M.; Bruce, D. E.; Arens, J. F.; Carr, J. S. Discovery of Interstellar Acetylene. *The Astrophysical Journal Letters* **1989**, 342, L43.
- (55) Lahuis, F.; van Dishoeck, E. F. ISO-SWS spectroscopy of gas-phase C₂H₂ and HCN toward massive young stellar objects. *Astronomy and Astrophysics* **2000**, 355, 699–712.
- (56) Gibb, E. L.; Van Brunt, K. A.; Brittain, S. D.; Rettig, T. W. Warm HCN, C₂H₂, and CO in the Disk of GV Tau. *The Astrophysical Journal* **2007**, 660, 1572–1579.

- (57) Mumma, M. J.; Charnley, S. B. The Chemical Composition of Comets—Emerging Taxonomies and Natal Heritage. Annual Review of Astronomy and Astrophysics **2011**, 49, 471–524.
- (58) Bast, J. E.; Lahuis, F.; van Dishoeck, E. F.; Tielens, A. G. G. M. Exploring organic chemistry in planet-forming zones. Astronomy and Astrophysics **2013**, 551, A118.
- (59) Pontoppidan, K. M.; Salyk, C.; Bergin, E. A.; Brittain, S.; Marty, B.; Mousis, O.; Öberg, K. I. Volatiles in Protoplanetary Disks. *Protostars and Planets VI*. 2014; pp 363–385.
- (60) Tabone, B. et al. A rich hydrocarbon chemistry and high C to O ratio in the inner disk around a very low-mass star. Nature Astronomy **2023**, 7, 805–814.
- (61) Taniguchi, K.; Ozeki, H.; Saito, M. ¹³C Isotopic Fractionation of HC₃N in Two Starless Cores: L1521B and L134N (L183). The Astrophysical Journal **2017**, 846, 46.
- (62) Taniguchi, K.; Herbst, E.; Ozeki, H.; Saito, M. Investigation of ¹³C Isotopic Fractionation of CCH in Two Starless Cores: L1521B and L134N. The Astrophysical Journal **2019**, 884, 167.
- (63) Charnley, S. B.; Tielens, A. G. G. M. Hot Core Chemistry: Gas Phase Molecule Formation in Situ(cp). *Astrochemistry of Cosmic Phenomena*. 1992; p 317.
- (64) Nguyen, T. K.; Viti, S.; Williams, D. A. Molecular tracers of photo-evaporating disks around young stars. Astronomy and Astrophysics **2002**, 387, 1083–1091.
- (65) Boudin, N.; Schutte, W. A.; Greenberg, J. M. Constraints on the abundances of various molecules in interstellar ice: laboratory studies and astrophysical implications. Astronomy and Astrophysics **1998**, 331, 749–759.

- (66) Knez, C.; Moore, M. H.; Ferrante, R. F.; Hudson, R. L. Laboratory IR Studies and Astrophysical Implications of C₂H₂-Containing Binary Ices. The Astrophysical Journal **2012**, 748, 95.
- (67) Jochims, H. W.; Ruhl, E.; Baumgartel, H.; Tobita, S.; Leach, S. Size Effects on Dissociation Rates of Polycyclic Aromatic Hydrocarbon Cations: Laboratory Studies and Astrophysical Implications. The Astrophysical Journal **1994**, 420, 307.
- (68) Le Page, V.; Snow, T. P.; Bierbaum, V. M. Hydrogenation and Charge States of Polycyclic Aromatic Hydrocarbons in Diffuse Clouds. II. Results. The Astrophysical Journal **2003**, 584, 316–330.
- (69) West, B.; Castillo, S. R.; Sit, A.; Mohamad, S.; Lowe, B.; Joblin, C.; Bodi, A.; Mayer, P. M. Unimolecular reaction energies for polycyclic aromatic hydrocarbon ions. Physical Chemistry Chemical Physics **2018**, 20, 7195–7205.
- (70) Tsuge, M.; Molpeceres, G.; Aikawa, Y.; Watanabe, N. Surface diffusion of carbon atoms as a driver of interstellar organic chemistry. Nature Astronomy **2023**,
- (71) Padovani, M.; Walmsley, C.; Tafalla, M.; Galli, D.; Müller, H. C₂H in prestellar cores. Astronomy & Astrophysics **2009**, 505, 1199–1211.
- (72) Sakai, N.; Yamamoto, S. Warm carbon-chain chemistry. Chemical Reviews **2013**, 113, 8981–9015.
- (73) Kastner, J. H.; Hily-Blant, P.; Rodriguez, D. R.; Punzi, K.; Forveille, T. Unbiased Millimeter-wave Line Surveys of TW Hya and V4046 Sgr: The Enhanced C₂H and CN Abundances of Evolved Protoplanetary Disks. The Astrophysical Journal **2014**, 793, 55.
- (74) Hiraoka, K.; Takayama, T.; Euchii, A.; Handa, H.; Sato, T. Study of the Reactions of H and D Atoms with Solid C₂H₂, C₂H₄, and C₂H₆ at Cryogenic Temperatures. The Astrophysical Journal **2000**, 532, 1029–1037.

- (75) Kobayashi, H.; Hidaka, H.; Lamberts, T.; Hama, T.; Kawakita, H.; Kästner, J.; Watanabe, N. Hydrogenation and Deuteration of C₂H₂ and C₂H₄ on Cold Grains: A Clue to the Formation Mechanism of C₂H₆ with Astronomical Interest. *The Astrophysical Journal* **2017**, *837*, 155.
- (76) Molpeceres, G.; Rivilla, V. M. Radical addition and H abstraction reactions in C₂H₂, C₂H₄, and C₂H₆: A gateway for ethyl- and vinyl-bearing molecules in the interstellar medium. *Astronomy and Astrophysics* **2022**, *665*, A27.
- (77) Charnley, S. Acetaldehyde in star-forming regions. *Advances in Space Research* **2004**, *33*, 23–30.
- (78) Hudson, R. L.; Moore, M. H. Solid-Phase Formation of Interstellar Vinyl Alcohol. *The Astrophysical Journal Letters* **2003**, *586*, L107–L110.
- (79) Bergner, J. B.; Öberg, K. I.; Rajappan, M. Oxygen Atom Reactions with C₂H₆, C₂H₄, and C₂H₂ in Ices. *The Astrophysical Journal* **2019**, *874*, 115.
- (80) Chuang, K. J.; Fedoseev, G.; Scirè, C.; Baratta, G. A.; Jäger, C.; Henning, T.; Linnartz, H.; Palumbo, M. E. Formation of complex organic molecules in molecular clouds: acetaldehyde, vinyl alcohol, ketene, and ethanol via the “energetic” processing of C₂H₂ ice. *Astronomy and Astrophysics* **2021**, *650*, A85.
- (81) Canta, A.; Öberg, K. I.; Rajappan, M. The Formation of Imines and Nitriles during VUV Photoirradiation of NH₃:C₂H_x Ice Mixtures. *The Astrophysical Journal* **2023**, *953*, 81.
- (82) Zhang, C.; Wang, J.; Turner, A. M.; Marks, J. H.; Chandra, S.; Fortenberry, R. C.; Kaiser, R. I. On the Formation of Vinylamine (C₂H₃NH₂) in Interstellar Ice Analogs. *The Astrophysical Journal* **2023**, *952*, 132.
- (83) Chuang, K.-J.; Jäger, C.; Santos, J.; Henning, T. Formation of N-bearing complex organic molecules in molecular clouds: Ketenimine, acetonitrile, acetaldimine, and vinylamine via the UV photolysis of C₂H₂ ice. arXiv preprint arXiv:2405.07855 **2024**,

- (84) Ioppolo, S.; Fedoseev, G.; Lamberts, T.; Romanzin, C.; Linnartz, H. SURFRESIDE²: An ultrahigh vacuum system for the investigation of surface reaction routes of interstellar interest. Review of Scientific Instruments **2013**, 84, 073112–073112–13.
- (85) Qasim, D.; Witlox, M. J. A.; Fedoseev, G.; Chuang, K. J.; Banu, T.; Krasnokutski, S. A.; Ioppolo, S.; Kästner, J.; van Dishoeck, E. F.; Linnartz, H. A cryogenic ice setup to simulate carbon atom reactions in interstellar ices. Review of Scientific Instruments **2020**, 91, 054501.
- (86) Tschersich, K. G. Intensity of a source of atomic hydrogen based on a hot capillary. J. Appl. Phys. **2000**, 87, 2565–2573.
- (87) Hudson, R. L.; Ferrante, R. F.; Moore, M. H. Infrared spectra and optical constants of astronomical ices: I. Amorphous and crystalline acetylene. Icarus **2014**, 228, 276–287.
- (88) Martín-Doménech, R.; Manzano-Santamaría, J.; Muñoz Caro, G. M.; Cruz-Díaz, G. A.; Chen, Y. J.; Herrero, V. J.; Tanarro, I. UV photoprocessing of CO₂ ice: a complete quantification of photochemistry and photon-induced desorption processes. Astronomy and Astrophysics **2015**, 584, A14.
- (89) Hudson, J. E.; Weng, Z. F.; Vallance, C.; Harland, P. W. Absolute electron impact ionization cross-sections and polarizability volumes for the C₂ to C₆ methanoates and C₃ to C₇ ethanoates. International Journal of Mass Spectrometry **2006**, 248, 42–46.
- (90) Bull, J. N.; Harland, P. W.; Vallance, C. Absolute Total Electron Impact Ionization Cross-Sections for Many-Atom Organic and Halocarbon Species. The Journal of Physical Chemistry A **2012**, 116, 767–777, PMID: 22142325.
- (91) Chuang, K.-J. The formation of complex organic molecules in dense clouds : sweet results from the laboratory. Ph.D. thesis, University of Leiden, Netherlands, 2018.

- (92) Gussoni, M.; Rui, M.; Zerbi, G. Electronic and relaxation contribution to linear molecular polarizability. An analysis of the experimental values. Journal of molecular structure **1998**, 447, 163–215.
- (93) Hudson, J. E.; Hamilton, M. L.; Vallance, C.; Harland, P. W. Absolute electron impact ionization cross-sections for the C1 to C4 alcohols. Phys. Chem. Chem. Phys. **2003**, 5, 3162–3168.
- (94) Bull, J. N.; Harland, P. W. Absolute electron impact ionization cross-sections and polarisability volumes for C2 to C4 aldehydes, C4 and C6 symmetric ethers and C3 to C6 ketones. International Journal of Mass Spectrometry **2008**, 273, 53–57.
- (95) Neese, F.; Wennmohs, F.; Becker, U.; Riplinger, C. The ORCA quantum chemistry program package. The Journal of chemical physics **2020**, 152.
- (96) Zhao, Y.; Truhlar, D. G. The M06 suite of density functionals for main group thermochemistry, thermochemical kinetics, noncovalent interactions, excited states, and transition elements: two new functionals and systematic testing of four M06-class functionals and 12 other functionals. Theoretical chemistry accounts **2008**, 120, 215–241.
- (97) Werner, H.-J.; Knowles, P. J.; Knizia, G.; Manby, F. R.; Schütz, M. Molpro: a general-purpose quantum chemistry program package. Wiley Interdisciplinary Reviews: Computational Molecular Science **2012**, 2, 242–253.
- (98) Werner, H.-J.; Knowles, P. J.; Manby, F. R.; Black, J. A.; Doll, K.; Heßelmann, A.; Kats, D.; Köhn, A.; Korona, T.; Kreplin, D. A.; others The Molpro quantum chemistry package. The Journal of chemical physics **2020**, 152.
- (99) Knizia, G.; Adler, T. B.; Werner, H.-J. Simplified CCSD (T)-F12 methods: Theory and benchmarks. The Journal of chemical physics **2009**, 130.

- (100) Strausz, O.; Hikida, T.; Gunning, H. Photochemical synthesis of vinylthiols. Canadian Journal of Chemistry **1965**, *43*, 717–721.
- (101) Smith, D.; Devlin, J. P.; Scott, D. W. Conformational analysis of ethanethiol and 2-propanethiol. Journal of Molecular Spectroscopy **1968**, *25*, 174–184.
- (102) Almond, V.; Charles, S. W.; MacDonald, J. N.; Owen, N. L. Ethene thiol: A vibrational analysis. Journal of Molecular Structure **1983**, *100*, 223–239.
- (103) Roe, C. L.; Schulz, K. H. Reaction of 1, 2-ethanedithiol on clean, sulfur-modified, and carbon-modified Mo (110) surfaces. Journal of Vacuum Science & Technology A: Vacuum, Surfaces, and Films **1998**, *16*, 1066–1072.
- (104) Salta, Z.; Segovia, M. E.; Katz, A.; Tasinato, N.; Barone, V.; Ventura, O. N. Isomerization and Fragmentation Reactions on the [C₂SH₄] Potential Energy Surface: The Metastable Thione S-Methylide Isomer. The Journal of Organic Chemistry **2021**, *86*, 2941–2956.
- (105) Shingledecker, C. N.; Banu, T.; Kang, Y.; Wei, H.; Wandishin, J.; Nobis, G.; Jarvis, V.; Quinn, F.; Quinn, G.; Molpeceres, G.; others Grain-Surface Hydrogen-Addition Reactions as a Chemical Link Between Cold Cores and Hot Corinos: The Case of H₂CCS and CH₃CH₂SH. The Journal of Physical Chemistry A **2022**, *126*, 5343–5353.
- (106) Ferrero, S.; Pantaleone, S.; Ceccarelli, C.; Ugliengo, P.; Sodupe, M.; Rimola, A. Where Does the Energy Go during the Interstellar NH₃ Formation on Water Ice? A Computational Study. The Astrophysical Journal **2023**, *944*, 142.
- (107) Miller, J. A.; Klippenstein, S. J. The H+ C₂H₂ (+ M) <-> C₂H₃ (+ M) and H+ C₂H₂ (+ M) <-> C₂H₅ (+ M) reactions: Electronic structure, variational transition-state theory, and solutions to a two-dimensional master equation. Physical Chemistry Chemical Physics **2004**, *6*, 1192–1202.

- (108) Enrique-Romero, J.; Rimola, A.; Ceccarelli, C.; Ugliengo, P.; Balucani, N.; Skouteris, D. Quantum mechanical simulations of the radical–radical chemistry on icy surfaces. The Astrophysical Journal Supplement Series **2022**, *259*, 39.
- (109) Martín-Doménech, R.; Öberg, K. I.; Rajappan, M. Formation of NH₂CHO and CH₃CHO upon UV Photoprocessing of Interstellar Ice Analogs. The Astrophysical Journal **2020**, *894*, 98.
- (110) Jin, M.; Garrod, R. T. Formation of Complex Organic Molecules in Cold Interstellar Environments through Nondiffusive Grain-surface and Ice-mantle Chemistry. The Astrophysical Journal Supplement Series **2020**, *249*, 26.
- (111) Garrod, R. T.; Jin, M.; Matis, K. A.; Jones, D.; Willis, E. R.; Herbst, E. Formation of Complex Organic Molecules in Hot Molecular Cores through Nondiffusive Grain-surface and Ice-mantle Chemistry. The Astrophysical Journal Supplement Series **2022**, *259*, 1.
- (112) Klopman, G.; Andreozzi, P. A quantum mechanical study of the mechanism of the enol-ketone tautomerism. Bulletin des Sociétés Chimiques Belges **1979**, *88*, 875–882.
- (113) Capon, B.; Zucco, C. Simple enols. 2. Kinetics and mechanism of the ketonization of vinyl alcohol. Journal of the American Chemical Society **1982**, *104*, 7567–7572.
- (114) Lledos, A.; Bertran, J.; Ventura, O. N. Water-Chain intervention in the ketonization of vinyl alcohol. An ab initio study. International journal of quantum chemistry **1986**, *30*, 467–477.
- (115) da Silva, G. Carboxylic Acid Catalyzed Keto-Enol Tautomerizations in the Gas Phase. Angewandte Chemie **2010**, *122*, 7685–7687.
- (116) Suenobu, K.; Nagaoka, M.; Yamabe, T. The faster conversion of ethene thiol than vinyl alcohol in tautomerization reactions in aqueous solution—theoretical prediction. Journal of Molecular Structure: THEOCHEM **1999**, *461*, 581–588.

- (117) Zhang, Q.; Wang, H.; Sun, T.; Wang, W. A theoretical investigation for the reaction of CH₃CH₂SH with atomic H: Mechanism and kinetics properties. Chemical physics **2006**, 324, 298–306.
- (118) Nguyen, T.; Oba, Y.; Sameera, W. M. C.; Furuya, K.; Kouchi, A.; Watanabe, N. Surface Reaction of Methyl Mercaptan (CH₃SH) with Hydrogen Atoms on Amorphous Solid Water. The Astrophysical Journal **2023**, 944, 219.
- (119) Lamberts, T. From interstellar carbon monosulfide to methyl mercaptan: paths of least resistance. Astronomy & Astrophysics **2018**, 615, L2.
- (120) Ceccarelli, C.; Caselli, P.; Bockelée-Morvan, D.; Mousis, O.; Pizzarello, S.; Robert, F.; Semenov, D. Deuterium Fractionation: The Ariadne's Thread from the Precollapse Phase to Meteorites and Comets Today. *Protostars and Planets VI*. 2014; pp 859–882.
- (121) Martin-Drumel, M. A.; Lee, K. L. K.; Belloche, A.; Zingsheim, O.; Thorwirth, S.; Müller, H. S. P.; Lewen, F.; Garrod, R. T.; Menten, K. M.; McCarthy, M. C.; Schlemmer, S. Submillimeter spectroscopy and astronomical searches of vinyl mercaptan, C₂H₃SH. Astronomy & Astrophysics **2019**, 623, A167.
- (122) Kolesníková, L.; Tercero, B.; Cernicharo, J.; Alonso, J. L.; Daly, A. M.; Gordon, B. P.; Shipman, S. T. Spectroscopic Characterization and Detection of Ethyl Mercaptan in Orion. The Astrophysical Journal Letters **2014**, 784, L7.
- (123) Rodríguez-Almeida, L. F.; Jiménez-Serra, I.; Rivilla, V. M.; Martín-Pintado, J.; Zeng, S.; Tercero, B.; de Vicente, P.; Colzi, L.; Rico-Villas, F.; Martín, S.; Requena-Torres, M. A. Thiols in the Interstellar Medium: First Detection of HC(O)SH and Confirmation of C₂H₅SH. The Astrophysical Journal Letters **2021**, 912, L11.
- (124) Cernicharo, J.; Cabezas, C.; Agúndez, M.; Tercero, B.; Pardo, J. R.; Marcelino, N.; Gallego, J. D.; Tercero, F.; López-Pérez, J. A.; de Vicente, P. TMC-1, the starless core sul-

fur factory: Discovery of NCS, HCCS, H₂CCS, H₂CCCS, and C₄S and detection of C₅S.
Astronomy and Astrophysics **2021**, 648, L3.

TOC Graphic

