








# Reggae: A Parametric Tuner for PBJam, and a Visualization Tool for Red Giant Oscillation Spectra

J. M. Joel Ong <sup>1,2¶</sup>, Martin B. Nielsen <sup>3</sup>, Emily J. Hatt <sup>3</sup>, and Guy R. Davies <sup>3</sup>

<sup>1</sup> NASA Hubble Fellow <sup>2</sup> Institute for Astronomy, University of Hawai'i, 2680 Woodlawn Drive, Honolulu, HI 96822, USA <sup>3</sup> School of Physics and Astronomy, University of Birmingham, Birmingham B15 2TT, UK ¶ Corresponding author

DOI: [10.21105/joss.06588](https://doi.org/10.21105/joss.06588)

## Software

- [Review](#) 
- [Repository](#) 
- [Archive](#) 

Editor: [Dan Foreman-Mackey](#) 

## Reviewers:

- [@sblunt](#)
- [@sybreton](#)

Submitted: 07 February 2024

Published: 13 July 2024

## License

Authors of papers retain copyright and release the work under a Creative Commons Attribution 4.0 International License ([CC BY 4.0](https://creativecommons.org/licenses/by/4.0/)).

## Summary

PBJam (Nielsen et al., 2021) is a software instrument for fitting normal modes (“peakbagging”) in power spectra from space-based photometry of solar-like oscillators (e.g. García & Ballot, 2019). Its upcoming second release (Nielsen et al., in prep.) supplements the simple power-spectrum model used in the first version — which included only radial and quadrupole ( $\ell = 0, 2$ ) modes — to additionally constrain other features (e.g. Nielsen et al., 2023). Dipole ( $\ell = 1$ ) modes, which had been specifically excluded in the initial version of the tool owing to their complexity, are now specifically included. Since the primary samples of the PLATO mission consist mainly of main-sequence and subgiant stars (Rauer et al., 2024), PBJam implements a single parameterisation of dipole mixed-mode frequencies — as described by their overtone spacings, boundary conditions, and other stellar properties — that reduces to pure p-modes in the former, and is suitable to the latter, outside the red-giant “asymptotic” regime. In keeping with the overall philosophy of PBJam’s design for  $\ell = 0, 2$ , PBJam 2 will specify prior distributions on these parameters empirically, through predetermined values found for existing samples of solar-like oscillators. While the red-giant asymptotic regime has been extensively characterised observationally, the nonasymptotic construction for subgiants here has not, requiring us to construct this prior sample ourselves. To assist in this task, we built a tool — Reggae — to manually fine-tune and fit the dipole-mode model, and check the quality of both our initial guesses and fitted solutions.

## Statement of Need

Before mode frequencies may be extracted from the power spectrum, specific peaks in it must be identified as dipole modes. An important part of this identification is visual assessment of how well the predicted mode frequencies correspond to actually observed peaks. Reggae produces these visualisations from user-supplied trial values. This is useful for checking solutions of, e.g., the period spacing  $\Delta\Pi_1$  — inaccurate values result in slanted ridges on period-echelle diagrams (e.g. Mosser et al., 2012), much like with inaccurate  $\Delta\nu$  in traditional frequency-échelle diagrams (e.g. Aerts et al., 2010). Similarly, rotational splittings become easily identifiable (e.g. Gehan et al., 2018), as are any perturbations due to magnetic fields (Hatt et al., submitted to MNRAS).

Since these global parameters must be supplied for dipole-mode identification, we have constrained them for a preliminary sample of subgiants (Nielsen et al., in prep.), and also for a large sample of low-luminosity red giants (Hatt et al., submitted to MNRAS). We found Reggae very helpful both for these tuning and visualisation tasks, and also as a didactic aid to understanding the dipole mixed-mode parameters. Moreover, no other tools currently exist

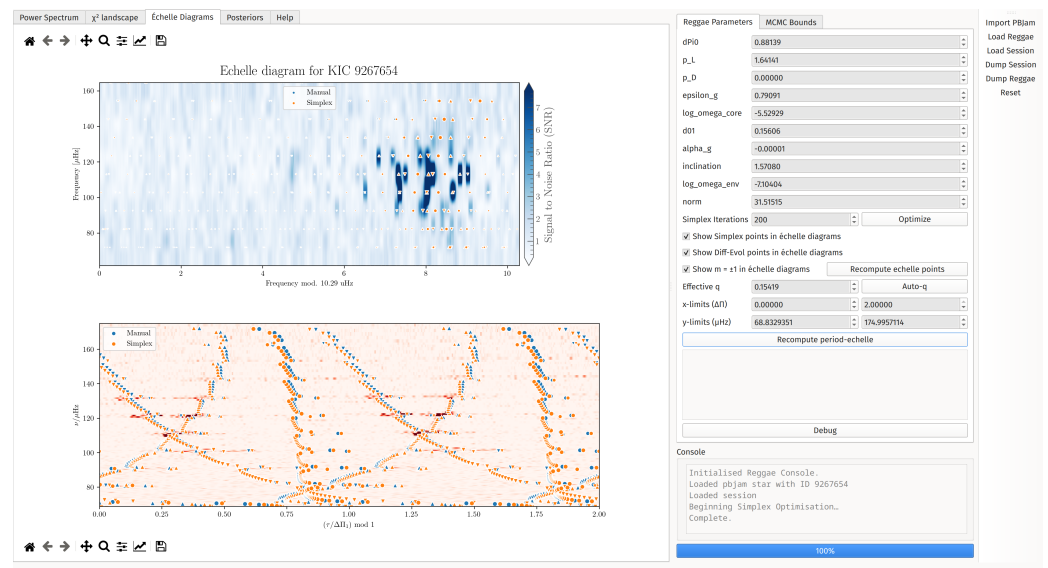
for performing these tasks in the nonasymptotic parameterisation that PBjam will use. As such, we release Reggae publicly in advance of the second PBjam version, as we believe the community will benefit from access to such a visualisation tool. This will also assist future users of PBjam in devising ad-hoc prior constraints on the mixed-mode parameters, should they wish to perform mode identification for anomalous stars.

## Modeling the Oscillation Spectrum

Reggae uses individually-fitted modes from PBjam to construct a model of the  $\ell = 2, 0$  modes, which is then divided out of the signal-to-noise spectrum; this allows the optimization and visualization of the  $\ell = 1$  mode identification to be performed independently, and far more simply. The dipole p-mode frequencies are parameterised identically to PBjam, with a small frequency offset  $d_{01} \times \Delta\nu$  to account for imperfections in this idealised asymptotic description.

To produce mixed modes, we must specify both pure g-mode frequencies — which we describe using a period spacing  $\Delta\Pi_1$ , a g-mode phase offset  $\epsilon_g$ , and an analogous curvature parameter  $\alpha_g$  to that used in the p-mode parameterisation — as well as coupling between the p- and g-modes. For this PBjam will adopt the matrix-eigenvalue parameterisation of Deheuvels & Michel (2010), supplemented with a secondary inner-product matrix as described in Ong & Basu (2020) to account for the nonorthogonality of the notional pure p- and g-mode eigenfunctions. This parameterisation is used instead of the classical asymptotic description (e.g. Shibahashi, 1979) in light of its intended application to subgiants specifically. Numerically, these matrices are scaled from values supplied by a reference MESA model (from the grid of Lindsay et al., 2024) using parameters  $p_L$  and  $p_D$ . The correspondence between these matrices and the classical coupling strength  $q$  is described in Ong & Gehan (2023). Rotation in the p- and g-mode cavities are separately parameterised with  $\log \Omega_p$  and  $\log \Omega_g$ , and a shared inclination parameter  $i$ , with rotating mixed modes computed fully accounting for near-degeneracy effects (e.g. Ong et al., 2022).

Reggae fine-tunes these parameters by numerical optimization, which requires a model of the power spectral density (PSD) that can be compared to the observed residual spectrum. This model is a sum of Lorentzian profiles, one for each of the predicted dipole modes. Their linewidths are artificially broadened to a fraction of  $\Delta\nu$ , smoothing over local minima in the likelihood function. Their heights follow the same Gaussian envelope as PBjam's model for the  $\ell = 2, 0$  pairs, with additional modulation by mixing fractions  $\zeta$  from mode coupling.



**Figure 1:** Screenshot of the GUI showing visualisation panel and manual inputs.

These visualization and tuning features are operated through a graphical user interface (GUI), illustrated in [Figure 1](#). The visualisation tools are provided on the left of the interface. Manual guesses and parameter bounds provide initial guesses for simplex or genetic-algorithm optimization. Alternatively all parameters can be sampled at once using the Dynesty nested sampling package ([Koposov et al., 2022](#)).

## Acknowledgments

JMJO acknowledges support from NASA through the NASA Hubble Fellowship grants HST-HF2-51517.001-A, awarded by STScI, which is operated by the Association of Universities for Research in Astronomy, Incorporated, under NASA contract NAS5-26555. MBN acknowledges support from the UK Space Agency.

## References

- Aerts, C., Christensen-Dalsgaard, J., & Kurtz, D. W. (2010). *Asteroseismology*. <https://doi.org/10.1007/978-1-4020-5803-5>
- Deheuvels, S., & Michel, E. (2010). New insights on the interior of solar-like pulsators thanks to CoRoT: the case of HD 49385. *Astrophysics and Space Science*, 328(1-2), 259–263. <https://doi.org/10.1007/s10509-009-0216-2>
- García, R. A., & Ballot, J. (2019). Asteroseismology of solar-type stars. *Living Reviews in Solar Physics*, 16(1), 4. <https://doi.org/10.1007/s41116-019-0020-1>
- Gehan, C., Mosser, B., Michel, E., Samadi, R., & Kallinger, T. (2018). Core rotation braking on the red giant branch for various mass ranges. *Astronomy & Astrophysics*, 616, A24. <https://doi.org/10.1051/0004-6361/201832822>
- Hatt, E., Ong, J. M. J., Nielsen, M. B., Chaplin, W. J., Davies, G. R., Deheuvels, S., Ballot, J., Li, G., & Bugnet, L. (submitted to MNRAS). *Asteroseismic signatures of core magnetism and rotation in hundreds of low-luminosity red giants*.
- Koposov, S., Speagle, J., Barbary, K., Ashton, G., Bennett, E., Buchner, J., Scheffler, C., Cook, B., Talbot, C., Guillochon, J., Cubillos, P., Asensio Ramos, A., Johnson, B., Lang, D., Ilya, Dartailh, M., Nitz, A., McCluskey, A., Archibald, A., ... Angus, R. (2022). *joshspeagle/dynesty: v2.0.1* (Version v2.0.1). Zenodo; Zenodo. <https://doi.org/10.5281/zenodo.7215695>
- Lindsay, C. J., Ong, J. M. J., & Basu, S. (2024). Fossil Signatures of Main-sequence Convective Core Overshoot Estimated through Asteroseismic Analyses. *Astrophysical Journal*, 965(2), 171. <https://doi.org/10.3847/1538-4357/ad2ae5>
- Mosser, B., Goupil, M. J., Belkacem, K., Michel, E., Stello, D., Marques, J. P., Elsworth, Y., Barban, C., Beck, P. G., Bedding, T. R., De Ridder, J., García, R. A., Hekker, S., Kallinger, T., Samadi, R., Stumpe, M. C., Barclay, T., & Burke, C. J. (2012). Probing the core structure and evolution of red giants using gravity-dominated mixed modes observed with Kepler. *Astronomy & Astrophysics*, 540, A143. <https://doi.org/10.1051/0004-6361/201118519>
- Nielsen, M. B., Davies, G. R., Ball, W. H., Lyttle, A. J., Li, T., Hall, O. J., Chaplin, W. J., Gaulme, P., Carboneau, L., Ong, J. M. J., García, R. A., Mosser, B., Roxburgh, I. W., Corsaro, E., Benomar, O., Moya, A., & Lund, M. N. (2021). PBjam: A Python Package for Automating Asteroseismology of Solar-like Oscillators. *Astronomical Journal*, 161(2), 62. <https://doi.org/10.3847/1538-3881/abed39>
- Nielsen, M. B., Davies, G. R., Chaplin, W. J., Ball, W. H., Ong, J. M. J., Hatt, E., Jones, B. P., & Logue, M. (2023). Simplifying asteroseismic analysis of solar-like oscillators. An application of principal component analysis for dimensionality reduction. *Astronomy and Astrophysics*, 676, A117. <https://doi.org/10.1051/0004-6361/202346086>
- Nielsen, M. B., Ong, J. M. J., Hatt, E. J., Davies, G. R., & Chaplin, W. J. (in prep.). *PBJam 2.0: Mixed modes are everywhere, but we've got it sorted*.

- Ong, J. M. J., & Basu, S. (2020). Semianalytic Expressions for the Isolation and Coupling of Mixed Modes. *Astrophysical Journal*, 898(2), 127. <https://doi.org/10.3847/1538-4357/ab9ffb>
- Ong, J. M. J., Bugnet, L., & Basu, S. (2022). Mode Mixing and Rotational Splittings. I. Near-degeneracy Effects Revisited. *Astrophysical Journal*, 940(1), 18. <https://doi.org/10.3847/1538-4357/ac97e7>
- Ong, J. M. J., & Gehan, C. (2023). Mode mixing and rotational splittings. II. Reconciling different approaches to mode coupling. *Astrophysical Journal*, 946(1), 92. <https://doi.org/10.3847/1538-4357/acbf2f>
- Rauer, H., Aerts, C., Cabrera, J., Deleuil, M., Erikson, A., Gizon, L., Goupil, M., Heras, A., Lorenzo-Alvarez, J., Marliani, F., Martin-Garcia, C., Mas-Hesse, J. M., O'Rourke, L., Osborn, H., Pagano, I., Piotto, G., Pollacco, D., Ragazzoni, R., Ramsay, G., ... Zwintz, K. (2024). The PLATO Mission. *arXiv e-Prints*, arXiv:2406.05447. <https://doi.org/10.48550/arXiv.2406.05447>
- Shibahashi, H. (1979). Modal Analysis of Stellar Nonradial Oscillations by an Asymptotic Method. *Publications of the ASJ*, 31, 87–104.