

# THE BILATERAL GENERALIZED INVERSE GAUSSIAN PROCESS WITH APPLICATIONS TO FINANCIAL MODELING

GAETANO AGAZZOTTI

*Société Générale & École des Mines de Nancy*

JEAN-PHILIPPE AGUILAR

*Corresponding Author, Société Générale*

**ABSTRACT.** We introduce and document a class of probability distributions, called bilateral generalized inverse Gaussian (BGIG) distributions, that are obtained by convolution of two generalized inverse Gaussian distributions supported by the positive and negative semi-axis. We prove several results regarding their analyticity, shapes and asymptotics, and we introduce the associated Lévy processes as well as their main properties. We study the behaviour of these processes under change of measure, their simulations and the structure of their sample paths, and we introduce a stock market model constructed by means of exponential BGIG processes. Based on real market data, we show that this model is easy to calibrate thanks notably to idiosyncratic properties of BGIG distributions, and that it is well suited to Monte Carlo and Fourier option pricing.

## 1. INTRODUCTION

The rich interplay between mathematics, physics and finance has given birth to a vast collection of stochastic processes whose study remains an active field of research across academia and industry. In mathematical finance in particular, two classes of processes appear to be of peculiar importance: first, the tempered stable (TS) processes, that generalize the so-called truncated Lévy flights first introduced in [32, 43] in the fully symmetric case and then extended to single sided and asymmetric processes (notably via KoBoL distributions, see [13, 14]), and to even more general configurations in [35]. TS processes are particularly important because they recover (or are limiting cases) of many popular processes previously introduced in finance to model asset returns, such as the Carr-Geman-Madan-Yor (CGMY) process introduced in [15] and sometimes called classical tempered stable process, or the bilateral Gamma (see [34, 36, 37]) and Variance Gamma (see [41]) processes. Being Lévy processes, they allow to extend the classical Black-Scholes-Merton framework of [11] by capturing the heavy tails that are ubiquitous in financial data, while preserving the stationarity of returns.

The second important class is arguably the class of generalized hyperbolic (GH) processes; they were introduced in [6] to formalize mathematically the transport of sand by wind, following the initial observations by Bagnold in the 1940s regarding the formation of dunes in the Lybian desert (paving the way to what is now known as Aeolian processes). GH processes are typically constructed as mean-variance mixtures of normal distributions, the mixing distribution being the generalized inverse Gaussian (GIG) distribution (see [10, 19] for GH distributions, and [8, 19, 30] for GIG distributions), and, interestingly, have also found applications in financial modeling and

---

*E-mail addresses:* gaetano.agazzotti@mines-nancy.org, jean-philippe.aguilar@sgcib.com.

*Date:* This version: July 15, 2024.

*2020 Mathematics Subject Classification.* 60G51, 60G46, 60E07, 60E10, 91B28.

*Key words and phrases.* Bilateral generalized inverse Gaussian distribution, Bilateral generalized inverse Gaussian process, Jaeger integral, Lévy process, Esscher transform, Calibration, Option pricing.

risk management, as discussed for instance in [21]. They recover other processes that are well known in quantitative finance, such as the normal inverse Gaussian process (see [7]) but also the Variance Gamma processes, which demonstrates that the intersection of TS and GH classes is actually nonempty.

In this paper, we would like to follow a somewhat different approach and, instead of considering GIG distributions only from a mixing distribution perspective, to construct a bilateral distribution by convolution of two independent GIG distributions defined on the positive and negative semi-axis (note that a similar path had already been taken notably by Küchler and Tappe when introducing bilateral Gamma processes in [36], but the generating variables were Gamma distributed in this case). The resulting distributions we obtain are double sided, and we name them bilateral generalized inverse Gaussian (BGIG) distributions. They have six parameters, like TS distributions (GH have five) and, indeed, have a nonempty intersection with the TS class; but BGIG distributions also form a very a rich set on their own, giving birth to a wide range of random variables that are not TS distributed. Moreover they are infinitely divisible, allowing us to construct associated Lévy processes; even if BGIG processes are not convolution-closed (because GIG processes themselves are not, see e.g. [47]), they have a tractable characteristic function, which makes them ideal for financial applications.

The present article has therefore multiple purposes. First, we wish to define and document BGIG distributions as well as their immediate properties in section 2 and to study their particular and limiting cases in section 3. Thanks to recent results obtained in [5, 24, 27] on a specific family of integrals (namely Jaeger integrals, originally introduced in [29] and that happen to be involved in the Lévy measure of BGIG distributions), we will be able to prove several results regarding the smoothness, shapes and asymptotics of BGIG distributions in section 4. Then, we will define the BGIG Lévy process and provide a detailed study of its behavior, paths and simulations in section 5, allowing us to properly define a stock market model based on the exponential BGIG process in section 6. As an application, we will calibrate this model over real market data and price European style options (via Monte Carlo and Fourier methods) in section 7. Last, section 8 will be dedicated to conclusions.

## 2. BILATERAL GENERALIZED INVERSE GAUSSIAN DISTRIBUTIONS

We start our study by recalling some properties of GIG distributions, before introducing BGIG distributions as well as some of their first properties (representation of densities, cumulants).

**2.1. Notations.** In all of the following, we will consider a probability space  $(\Omega, \mathcal{F}, \mathbb{P})$  and, unless otherwise mentioned, expectations will be taken under  $\mathbb{P}$ , that is  $\mathbb{E}[\cdot] = \mathbb{E}^{\mathbb{P}}[\cdot]$ . Given a random variable  $X : \Omega \rightarrow \mathbb{R}$ , we define its characteristic function (Fourier transform) as

$$(1) \quad \forall u \in \mathbb{R}, \quad \Phi_X(u) = \mathbb{E}[e^{iuX}] = \int_{\mathbb{R}} e^{iux} f_X(x) dx,$$

where the second equality holds if we assume that  $X$  possesses a  $\mathbb{P}$ -density  $f_X$ .

**2.2. Generalized inverse Gaussian distributions.** Let us recall some essential facts about the generalized inverse Gaussian (GIG) distribution; details and proofs can be found in [9, 10, 19].

**2.2.1. Density.** The GIG distribution is a three parameter probability distribution whose density function is defined for all  $x \in \mathbb{R}$  by :

$$(2) \quad f_{\text{GIG}_+}(x) = \frac{(a/b)^{p/2}}{2K_p(\sqrt{ab})} x^{p-1} e^{-\left(\frac{ax+b/x}{2}\right)} \mathbb{1}_{\{x>0\}}(x), \quad a, b > 0, \quad p \in \mathbb{R},$$

where  $K_p(\cdot)$  denotes the modified Bessel function of the second kind (see [1]). We will denote this distribution as  $\text{GIG}_+(a, b, p)$ . It can easily be translated to the negative semi-axis to define

the “negative-sided” GIG distribution, that we denote by  $\text{GIG}_-(a, b, p)$ , and whose density is:

$$(3) \quad f_{\text{GIG}_-}(x) = \frac{(a/b)^{p/2}}{2K_p(\sqrt{ab})} |x|^{p-1} e^{-\left(\frac{a|x|+b/|x|}{2}\right)} \mathbb{1}_{\{x<0\}}(x)$$

under the same conditions on the parameters. Let us now provide some details (Characteristic function, Lévy measure) for the  $\text{GIG}_+(a, b, p)$  distribution only, the extension to the  $\text{GIG}_-(a, b, p)$  case being straightforward.

**2.2.2. Characteristic function.** The characteristic function of a random variable  $X \sim \text{GIG}_+(a, b, p)$  is known under closed form as

$$(4) \quad \forall u \in \mathbb{R}, \quad \Phi_{\text{GIG}_+}(u) = \left( \frac{a}{a - i2u} \right)^{p/2} \frac{K_p(\sqrt{b(a - i2u)})}{K_p(\sqrt{ab})}.$$

**2.2.3. Lévy measure.** Let us introduce the Hankel function of the first kind  $H_\lambda(z) = J_\lambda(z) + iY_\lambda(z)$  where  $J_\lambda$  (resp.  $Y_\lambda$ ) denotes the Bessel function of the first (resp. second) kind (see [1] or any monograph on special functions), as well as the Jaeger integral (see [29, 40]):

$$(5) \quad \forall x \in (0, +\infty), \quad \mathcal{J}(x, p) := \frac{2}{\pi^2} \int_0^\infty \frac{e^{-xy^2}}{y |H_{|p|}(y)|^2} dy.$$

Then, defining the Lévy measure as

$$(6) \quad \forall x \in \mathbb{R}, \quad \pi_{\text{GIG}_+}(dx) = \frac{e^{-ax/2}}{x} \left( \int_0^\infty \frac{e^{-xy}}{\pi^2 y |H_{|p|}(\sqrt{2by})|^2} dy + \max(p, 0) \right) \mathbb{1}_{(0, \infty)}(x) dx$$

leads to the Lévy-Khintchine representation for the characteristic function (4):

$$(7) \quad \forall u \in \mathbb{R}, \quad \Phi_{\text{GIG}_+}(u) = \exp \left( \int_{\mathbb{R}} (e^{iux} - 1) \pi_{\text{GIG}_+}(dx) \right).$$

As noted in [27], the change of measure  $\tilde{y} = \sqrt{2by}$  allows to obtain an equivalent representation for the Lévy measure in terms of the Jaeger integral:

$$(8) \quad \pi_{\text{GIG}_+}(dx) = \frac{e^{-ax/2}}{x} (\mathcal{J}(x/2b, p) + \max(p, 0)) \mathbb{1}_{(0, \infty)}(x) dx.$$

The following lemma regarding asymptotic behaviours of the Jaeger integral will be useful in many occurrences throughout the paper.

**Lemma 2.1.** *Let  $p \in [0, +\infty)$ , we have the following properties:*

(1) *Asymptotic behaviour in 0:*

$$(9) \quad \mathcal{J}(x, p) \underset{x \rightarrow 0}{=} \frac{1}{2\pi^{1/2}\sqrt{x}} + \frac{1-2p}{4} + \mathcal{O}(\sqrt{x}),$$

(2) *Asymptotic behaviour in  $+\infty$ :*

$$(10) \quad \mathcal{J}(x, p) \underset{x \rightarrow \infty}{=} \frac{x^{-|p|}}{2^{2|p|}\Gamma(|p|)} + o(x^{-|p|}).$$

*Proof.* Lets us distinguish two cases:

- for  $p = 0$ , [24, Theorem D] and [24, Theorem I] prove respectively the asymptotic (9) and (10),
- for  $p > 0$ , (9) and (10) are given by [24, Theorem I].

□

**2.3. Bilateral generalized inverse Gaussian distributions.** We define the bilateral generalized inverse Gaussian (BGIG) distribution as the convolution

$$(11) \quad \text{BGIG}(a_+, b_+, p_+, a_-, b_-, p_-) := \text{GIG}_+(a_+, b_+, p_+) \star \text{GIG}_-(a_-, b_-, p_-),$$

where  $\star$  stands for the convolution operator and  $\text{GIG}_+(a_+, b_+, p_+)$  (resp.  $\text{GIG}_-(a_-, b_-, p_-)$ ) is the GIG distribution defined on the positive (resp. negative) semi-axis. The parameters satisfy  $(a_+, b_+, a_-, b_-) \in (0, +\infty)^4$  and  $(p_+, p_-) \in \mathbb{R}^2$ . An example of a such distribution can be found in Figure 1.

*Remark 1.* Note that by construction, if  $X_+ \sim \text{GIG}_+(a_+, b_+, p_+)$  and  $X_- \sim \text{GIG}_-(a_-, b_-, p_-)$ , the difference is BGIG distributed, i.e.  $X_+ - X_- \sim \text{BGIG}(a_+, b_+, p_+, a_-, b_-, p_-)$ .

Let us give an immediate property of BGIG distributions (that will allow us to construct the associated BGIG process in section 5):

**Proposition 2.1.** *BGIG distributions are infinitely divisible.*

*Proof.* GIG distributions are infinitely divisible (see [10]). From definition 11, it follows that BGIG distributions are infinitely divisible as well.  $\square$

**2.3.1. Characteristic function.** An immediate consequence of definition 11 and of (4) is that the characteristic function of a random variable  $X \sim \text{BGIG}(a_+, b_+, p_+, a_-, b_-, p_-)$  can be expressed as:

$$(12) \quad \forall u \in \mathbb{R}, \quad \Phi(u) = \left( \frac{a_+}{a_+ - i2u} \right)^{p_+/2} \frac{K_{p_+}(\sqrt{b_+(a_+ - i2u)})}{K_{p_+}(\sqrt{a_+b_+})} \times \left( \frac{a_-}{a_- + i2u} \right)^{p_-/2} \frac{K_{p_-}(\sqrt{b_-(a_- + i2u)})}{K_{p_-}(\sqrt{a_-b_-})}.$$

**2.3.2. Lévy measure.** From definition (11) and from (6), we obtain the Lévy measure of the BGIG distribution:

$$(13) \quad \forall x \in \mathbb{R}, \quad \pi(dx) = \left( \frac{e^{-a_+x/2}}{x} (\mathcal{J}(x/2b_+, p_+) + \max(p_+, 0)) \mathbb{1}_{(0, \infty)}(x) + \frac{e^{-a_-|x|/2}}{|x|} (\mathcal{J}(|x|/2b_-, p_-) + \max(p_-, 0)) \mathbb{1}_{(-\infty, 0)}(x) \right) dx.$$

The BGIG characteristic function (12) can therefore be written in the Lévy-Khintchine form:

$$(14) \quad \forall u \in \mathbb{R}, \quad \Phi(u) = \exp \left( \int_{\mathbb{R}} (e^{iux} - 1) \pi(dx) \right).$$

**2.3.3. Cumulants.** From definition 11, the cumulants  $\kappa_n$  of the  $\text{BGIG}(a_+, b_+, p_+, a_-, b_-, p_-)$  distribution can be expressed as the sum of the cumulants of  $\text{GIG}_+(a_+, b_+, p_+)$  and  $\text{GIG}_-(a_-, b_-, p_-)$ . From the characteristic function (12), it is immediate to see that the cumulants of  $\text{GIG}_-(a_-, b_-, p_-)$  are equal to the cumulants of  $\text{GIG}_+(a_-, b_-, p_-)$  for even order and opposite otherwise. If we denote  $\kappa_n^+$  (resp.  $\kappa_n^-$ ) the cumulants of  $\text{GIG}_+(a_+, b_+, p_+)$  (resp.  $\text{GIG}_+(a_-, b_-, p_-)$ ), we can therefore write:

$$(15) \quad \kappa_n = \kappa_n^+ + (-1)^n \kappa_n^-.$$

The expression of  $\kappa_n^+$  and  $\kappa_n^-$  can be found up to order four in [30, Eq. 2.25]; we therefore have:

$$(16) \quad \kappa_n^\pm = W_n(\omega_\pm) \eta_\pm^n$$

where  $\omega_{\pm} := \sqrt{a_{\pm}b_{\pm}}$ ,  $\eta := \sqrt{a_{\pm}/b_{\pm}}$  and:

$$(17) \quad \begin{cases} W_1(\omega_{\pm}) = R(\omega_{\pm}), \\ W_2(\omega_{\pm}) = -R(\omega_{\pm})^2 + \frac{2(p_{\pm} + 1)}{\omega_{\pm}} R(\omega_{\pm}) + 1, \\ W_3(\omega_{\pm}) = 2R(\omega_{\pm})^3 - \frac{6(p_{\pm} + 1)}{\omega_{\pm}} R(\omega_{\pm})^2 + \left( \frac{4(p_{\pm} + 1)(p_{\pm} + 2)}{\omega_{\pm}^2} - 2 \right) R(\omega_{\pm}) + \frac{2(p_{\pm} + 2)}{\omega_{\pm}}, \\ W_4(\omega_{\pm}) = -6R(\omega_{\pm})^4 + \frac{24(p_{\pm} + 1)}{\omega_{\pm}} R(\omega_{\pm})^3 + \left( 8 - \frac{4(p_{\pm} + 1)(7p_{\pm} + 11)}{\omega_{\pm}^2} \right) R(\omega_{\pm})^2 \\ \quad + \left( \frac{8(p_{\pm} + 1)(p_{\pm} + 2)(p_{\pm} + 3)}{\omega_{\pm}^3} - \frac{4(4p_{\pm} + 5)}{\omega_{\pm}} \right) R(\omega_{\pm}) + \frac{4(p_{\pm} + 1)(p_{\pm} + 2)}{\omega_{\pm}^2} - 2. \end{cases}$$

In (17),  $R(\omega_{\pm}) = K_{p_{\pm}+1}(\omega_{\pm})/K_{p_{\pm}}(\omega_{\pm})$ , where the function  $K_{\nu}$  stands for the modified Bessel function of second kind (MacDonald function) [1].

**Proposition 2.2.** *Let  $X \sim \text{BGIG}(a_+, b_+, p_+, a_-, b_-, p_-)$ , we have:*

$$(18) \quad \forall n \in \mathbb{N}, \quad \mathbb{E}[X^n] = \frac{1}{K_{p_+}(\sqrt{a_+b_+}) K_{p_-}(\sqrt{a_-b_-})} \times \sum_{k=0}^n \binom{n}{k} (-1)^{n-k} K_{p_++k}(\sqrt{a_+b_+}) K_{p_-+n-k}(\sqrt{a_-b_-}).$$

*Proof.* Using definition 11 and the expression of the moment for GIG distributions (see [30]), the proof is straightforward.  $\square$

**2.3.4. Mellin transform.** In this subsection, we provide a representation of the BGIG density in the Mellin space, that can be used as an alternative to the representation in the Fourier space (12). We start by a lemma on GIG densities:

**Lemma 2.2.** *For every  $x > 0$ , the GIG density admits the representation:*

$$(19) \quad f_{\text{GIG}_+}(x) = \int_{c-i\infty}^{c+i\infty} \frac{K_{s+p-1}(\sqrt{ab})}{K_p(\sqrt{ab})} \left(\frac{a}{b}\right)^{\frac{1-s}{2}} x^{-s} \frac{ds}{2i\pi}, \quad c \in \mathbb{R}.$$

*Proof.* By definition of the Mellin transform [23, Eq. 1], the Mellin transform of the GIG density is:

$$(20) \quad f_{\text{GIG}_+}^*(s) = \frac{(a/b)^{p/2}}{2K_p(\sqrt{ab})} \int_0^{\infty} x^{s+p-2} e^{-\left(\frac{ax+b/x}{2}\right)} dx$$

$$(21) \quad = \left(\frac{a}{b}\right)^{\frac{1-s}{2}} \frac{K_{s+p-1}(\sqrt{ab})}{K_p(\sqrt{ab})}$$

where the integral converges for all  $s \in \mathbb{C}$ . Applying the Mellin inversion theorem [23, Eq. 7] yields (19).  $\square$

**Proposition 2.3.** *For every  $x > 0$ , the BGIG density admits the representation:*

$$(22) \quad f(x) = \int_{c+i\mathbb{R}^2} \frac{\Gamma(s_1 + s_2 - 1)\Gamma(1 - s_2)}{\Gamma(s_1)} \times \frac{K_{s_1+p_+-1}(\sqrt{a_+b_+})K_{s_2+p_--1}(\sqrt{a_-b_-})}{K_{p_+}(\sqrt{a_+b_+})K_{p_-}(\sqrt{a_-b_-})} \\ \times \left(\frac{a_+}{b_+}\right)^{-\frac{s_1}{2}} \left(\frac{a_-}{b_-}\right)^{-\frac{s_2}{2}} x^{1-s_1-s_2} \frac{ds_1 ds_2}{(2i\pi)^2},$$

where  $c$  belongs to the polyhedron  $P = \{(s_1, s_2) \in \mathbb{C}^2, \text{Re}(s_1) > 0, \text{Re}(s_2) < 1, \text{Re}(s_1 + s_2 - 1) > 0\}$ .

*Proof.* From definition (11), the BGIG density can be written as the convolution of two GIG densities as follows:

$$(23) \quad f(x) = \int_{-\infty}^{\infty} f_{\text{GIG}_+}(y, a_+, b_+, p_+) f_{\text{GIG}_-}(x - y, a_-, b_-, p_-) dy,$$

where we have used a slight abuse of notations to indicate the parameters involved in each density function. Using definitions (2) and (3) we are left with, for  $x > 0$ :

$$(24) \quad f(x) = \int_0^{\infty} f_{\text{GIG}_+}(x + y, a_+, b_+, p_+) f_{\text{GIG}_+}(y, a_-, b_-, p_-) dy$$

From lemma 2.2, we can therefore write:

$$(25) \quad f(x) = \int_{c_1 - i\infty}^{c_1 + i\infty} \int_{c_2 - i\infty}^{c_2 + i\infty} \frac{K_{s_1+p_+-1}(\sqrt{a_+b_+}) K_{s_2+p_--1}(\sqrt{a_-b_-})}{K_{p_+}(\sqrt{a_+b_+}) K_{p_-}(\sqrt{a_-b_-})} \left(\frac{a_+}{b_+}\right)^{\frac{1-s_1}{2}} \left(\frac{a_-}{b_-}\right)^{\frac{1-s_2}{2}} \times \int_0^{\infty} (x+y)^{-s_1} y^{-s_2} dy \frac{ds_1 ds_2}{(2i\pi)^2}$$

where the  $y$  integral is a particular case of a Beta integral:

$$(26) \quad \int_0^{\infty} (x+y)^{-s_1} y^{-s_2} dy = \frac{\Gamma(s_1 + s_2 - 1) \Gamma(1 - s_2)}{\Gamma(s_1)} x^{1-s_1-s_2},$$

which converges if  $\text{Re}(s_1) > 0$ ,  $\text{Re}(1 - s_2) > 0$  and  $\text{Re}(-1 + s_1 + s_2) > 0$ . Applying the Mellin inversion theorem yields (22).  $\square$

*Remark 2.* It is straightforward to extend proposition 2.3 to the case  $x < 0$ , as it follows from the characteristic function (12) that under the transformation  $x \rightarrow -x$  the BGIG parameters are transformed as:

$$(27) \quad (a_+, b_+, p_+, a_-, b_-, p_-) \rightarrow (a_-, b_-, p_-, a_+, b_+, p_+).$$

See also proposition 4.5 in section 4.

### 3. PARTICULAR CASES

In this section, we study some particular cases of BGIG distributions, as well as some of their limiting cases.

**3.1. Decomposition of BGIG distributions.** Let  $D$  be the distribution defined by its characteristic function:

$$(28) \quad \forall u \in \mathbb{R}, \quad \Phi_D(u) = \frac{K_{p_+}(\sqrt{b_+(a_+ - i2u)}) K_{p_-}(\sqrt{b_-(a_- + i2u)})}{K_{p_+}(\sqrt{a_+b_+}) K_{p_-}(\sqrt{a_-b_-})}.$$

From equation 13, it is immediate to see that any BGIG distribution with parameters  $p_{\pm} > 0$  can be written as

$$(29) \quad \text{BGIG}(a_+, b_+, p_+, a_-, b_-, p_-) = D(a_+, b_+, p_+, a_-, b_-, p_-) \star \text{BG}(p_+/2, a_-/2, p_-/2, a_+/2),$$

where  $\text{BG}(\alpha_+, \lambda_+, \alpha_-, \lambda_-)$  denotes the bilateral Gamma (BG) distribution whose parameters are strictly positive and whose characteristic function is (see details in [3, 36, 37])

$$(30) \quad \Phi_{\text{BG}}(u) = \left(\frac{\lambda_+}{\lambda_+ - iu}\right)^{\alpha_+} \left(\frac{\lambda_-}{\lambda_- + iu}\right)^{\alpha_-}$$

for all  $u \in \mathbb{R}$ .

*Remark 3.* Let us notice that, even if they can be represented by a convolution with a BG density (in the case  $p_{\pm} > 0$ ), BGIG distributions are not a subclass of tempered stable (TS) distributions [35]; indeed from lemma 2.1 and definition 13, it is immediate to see that for  $p_{\pm} \leq 0$  the BGIG Lévy measure has the following behaviours:

$$(31) \quad \begin{cases} \pi(dx) = \mathcal{O}\left(\frac{e^{-a_{\pm}|x|/2}}{|x|^{1+|p_{\pm}|}}\right) dx & \text{as } x \rightarrow \pm\infty, \\ \pi(dx) = \mathcal{O}\left(x^{-3/2}\right) dx & \text{as } x \rightarrow 0. \end{cases}$$

Such difference between asymptotics in  $\pm\infty$  and 0 is impossible to obtain with TS distributions whose Lévy measure is given by

$$(32) \quad \forall x \in \mathbb{R}, \quad \pi_{\text{TS}}(dx) = \left( \frac{\alpha_+}{x^{1+\beta_+}} e^{-\lambda_+ x} \mathbb{1}_{(0,+\infty)}(x) + \frac{\alpha_-}{|x|^{1+\beta_-}} e^{-\lambda_- |x|} \mathbb{1}_{(-\infty,0)}(x) \right) dx$$

where  $\alpha_{\pm}, \lambda_{\pm} > 0$  (like in the BG case) and  $\beta_{\pm} \in (0, 1)$ . The only exception occurs for  $p_{\pm} = -1/2$ : in this case both behaviours in (31) coincide and the BGIG distribution degenerates into a bilateral inverse Gaussian distribution (see section 3.4), which is a TS distribution with  $\beta_{\pm} = 1/2$ . For  $p_{\pm} > 0$ , the closure of BGIG distributions recovers other TS distributions, as we will see in the next sections.

**3.2. Bilateral Gamma and Gamma distributions.** For  $p_{\pm} > 0$ , we have the following convergence in law:

$$(33) \quad \text{BGIG}(a_+, b_+, p_+, a_-, b_-, p_-) \xrightarrow[b_+, b_- \rightarrow 0]{\mathcal{L}} \text{BG}(p_+, a_+/2, p_-, a_-/2)$$

This is an immediate consequence of the weak convergence of each of the GIG subordinators to Gamma subordinators (see [36, Eq. 3.3]). Letting  $p_- \rightarrow 0$  recovers the usual Gamma distribution, which is supported by the positive semi-axis only.

*Remark 4.* BG distributions belong then to the closure of BGIG class of distributions, however, as proved in [37], these distributions are not smooth whereas BGIG distributions are (see proposition 4.1).

**3.3. Variance Gamma and symmetric Variance Gamma distributions.** If  $p_{\pm} = p > 0$ , the following convergence holds:

$$(34) \quad \text{BGIG}(a_+, b_+, p, a, b_-, p) \xrightarrow[b_+, b_- \rightarrow 0]{\mathcal{L}} \text{VG}(\sigma^2, \theta, \nu),$$

where VG denotes the Variance Gamma distribution (see [4, 41]); it is usually parametrized via a scale (volatility) parameter  $\sigma$ , an asymmetry (or skewness) parameter  $\theta$  and a kurtosis parameter  $\nu$ , and has the following characteristic function:

$$(35) \quad \Phi_{\text{VG}}(u) = \left( 1 - i\theta\nu u + \frac{\sigma^2\nu}{2} u^2 \right)^{-\frac{1}{\nu}}$$

Comparing (35) and (12) in the limits  $b_{\pm} \rightarrow 0$  and  $p_{\pm} = p$  allows to express the VG parameters in terms of the BGIG parameters as (see also [3]):

$$(36) \quad \begin{cases} \sigma^2 = 8p(a_+ a_-)^{-1}, \\ \theta = 2p(a_+^{-1} - a_-^{-1}), \\ \nu = p^{-1}. \end{cases}$$

The VG distribution is itself a particular case of the CGMY distribution [15] with  $Y = 1$  (which are themselves particular cases of the more general KoBoL distributions [14]). If furthermore  $a_{\pm} = a$ , then the BGIG distribution becomes the symmetric Variance Gamma distribution (see [2, 42]) for which the asymmetry parameter  $\theta$  is equal to zero.

**3.4. Half-integer values of  $p$ .** In this subsection, we focus on negative parameters  $p_{\pm}$  only since, for  $p_{\pm}$  positive, the distribution is simply the convolution with a bilateral Gamma distribution (see section 3.1). For simplicity we restrict ourselves to the case  $p_+ = p_- = p$ .

**3.4.1. Case  $p = -1/2$ : the “bilateral inverse Gaussian” distribution.** For  $p = -1/2$ , the Jaeger integral, which is symmetric in  $p$ , is available in closed form (see [5]):

$$(37) \quad \mathcal{J}(x, 1/2) = \frac{1}{2\sqrt{\pi x}}$$

and the Lévy measure simplifies to:

$$(38) \quad \forall x \in \mathbb{R}, \quad \pi(dx) = \left( \sqrt{\frac{b_+}{2\pi x^3}} e^{-a_+ x/2} \mathbb{1}_{(0,\infty)}(x) + \sqrt{\frac{b_-}{2\pi |x|^3}} e^{-a_- |x|/2} \mathbb{1}_{(-\infty,0)}(x) \right) dx.$$

We recognize the distribution of the difference of two inverse Gaussian distributions and we can write:

$$(39) \quad \text{BGIG}(-1/2, a_+, b_+, -1/2, a_-, b_-) = \text{IG}_+(a_+, b_+) * \text{IG}_-(a_-, b_-).$$

This distribution is a special case of Tempered Stable (TS) distribution with, under the parametrization of (32), TS parameters equal to  $\lambda_{\pm} = a_{\pm}/2$ ,  $\beta_{\pm} = 1/2$  and  $\alpha_{\pm} = \sqrt{b_{\pm}/2\pi}$ ; it corresponds to the distribution of the difference of two independent inverse Gaussian variables.

**3.4.2. Case  $p = -3/2$ .** In general, BGIG distributions are not a particular case of TS distributions (the case  $p = -1/2$  being an exception). Indeed, let us assume  $p = -3/2$ , in that case we have (see [5]):

$$(40) \quad \mathcal{J}(x, 3/2) = \frac{1}{2} \left( \frac{1}{\sqrt{\pi x}} - e^x \text{erfc}(\sqrt{x}) \right).$$

The corresponding Lévy measure is then:

$$(41) \quad \forall x \in \mathbb{R}, \quad \pi(dx) = \left( \sqrt{\frac{b_+}{2\pi x^3}} e^{-a_+ x/2} \mathbb{1}_{(0,\infty)}(x) + \sqrt{\frac{b_-}{2\pi |x|^3}} e^{-a_- |x|/2} \mathbb{1}_{(-\infty,0)}(x) \right. \\ \left. + x^{-1} \text{erfc}(\sqrt{x/2b_+}) e^{x/2b_+ - a_+ x/2} \mathbb{1}_{(0,\infty)}(x) + |x|^{-1} \text{erfc}(\sqrt{|x|/2b_-}) e^{|x|/2b_- - a_- |x|/2} \mathbb{1}_{(-\infty,0)}(x) \right) dx.$$

where  $\text{erfc}$  stands for the complementary error-function. The first line of equation 41 is the Lévy measure of a TS distribution with  $\beta_{\pm} = 1/2$ , but the second line is a more complex component showing that BGIG distributions are not a subclass of Tempered-Stable distributions.

**3.4.3. Case  $p = -(n+1/2)$ .** More generally, it is shown in [5] that for  $p = n+1/2$  with  $n \in \mathbb{N}_{>1}$ , we have:

$$(42) \quad \mathcal{J}(x, n+1/2) = \frac{1}{\pi} \int_0^\infty \frac{u^{2n} e^{-xu^2}}{\prod_{i=1}^n (u^2 + \alpha_j)} du$$

and therefore:

$$(43) \quad \mathcal{J}(x, n+1/2) = \frac{B_0}{\sqrt{x}} + \sum_{j=1}^n B_j e^{\alpha_j^2 x} \left( \frac{\alpha_j}{|\alpha_j|} - 1 + \text{erfc}(\alpha_j \sqrt{x}) \right)$$

where the  $B_j$  are constants and the  $\alpha_j$  are the zeros of the modified Bessel function of second kind. The particular values of the Jaeger integrals generate a component involving the  $\text{erfc}$  function in the Lévy measure, demonstrating yet again that these distributions do not belong to the TS class.

#### 4. SHAPE AND ASYMPTOTICS OF BGIG DISTRIBUTIONS

Let us now study the smoothness and analyticity of BGIG distributions, as well as some asymptotic behaviours for large arguments of BGIG random variables as well as their maximum and minimum.



**4.1. Smoothness.** In this section, we prove that BGIG distributions are strictly unimodal and smooth, which can be seen in the example of a BGIG distribution  $f$  displayed in Figure 1. First, remark that  $x \mapsto \mathcal{J}(x, p)$  is decreasing on  $(0, +\infty)$  (which is immediate by differentiating with respect to  $x$  and noticing that the integrand of (5) is negative). As a consequence, if we re-write the BGIG Lévy measure (13) as:

$$(44) \quad \forall x \in \mathbb{R}, \quad \pi(dx) = \frac{k(x)}{x} dx$$

where  $k$  is defined as:

$$(45) \quad \forall x \in \mathbb{R}, \quad k(x) := e^{-a+x/2} (\mathcal{J}(x/2b_+, p_+) + \max(p_+, 0)) \mathbb{1}_{(0, \infty)}(x) \\ - e^{-a-|x|/2} (\mathcal{J}(|x|/2b_-, p_-) + \max(p_-, 0)) \mathbb{1}_{(-\infty, 0)}(x),$$

then it follows from lemma 2.1, that  $x \rightarrow k(x)$  is decreasing on both  $(-\infty, 0)$  and  $(0, +\infty)$ . From [44, Corollary 15.11], this implies that BGIG distributions are self-decomposable and hence of class  $L$  in the terminology of [45].

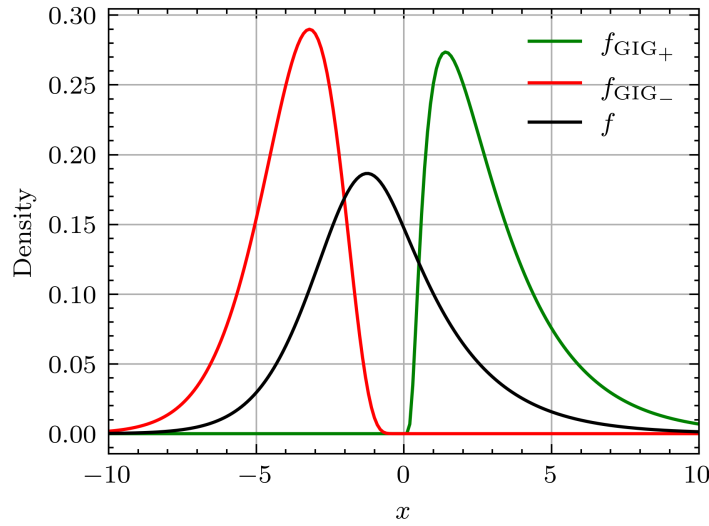


FIGURE 1. BGIG(1, 2, 1, 3, 4, 5) distribution and its two underlying GIG distributions.

**Proposition 4.1.** *Densities of BGIG distributions are smooth, i.e., they belong to  $\mathcal{C}^\infty(\mathbb{R}, \mathbb{R})$ .*

*Proof.* From lemma 2.1, we have that  $k(0^+) = |k(0^-)| = +\infty$  and thus, neither the density nor its reflection is of type  $I_4$  in the sense of [45]. The use of [45, Theorem 1.9] concludes the proof.  $\square$

**4.2. Analyticity.** Before discussing the analyticity of the density, let us remark that, for  $a, b > 0$ , we have:

$$(46) \quad \begin{cases} \arg \sqrt{b(a \pm 2iu)} \xrightarrow{u \rightarrow \infty} \pm \frac{\pi}{4}, \\ \left| \sqrt{b(a \pm 2iu)} \right| = \sqrt{b(a^2 + 4u^2)}^{1/4} = \sqrt{2bu}(1 + \mathcal{O}(u^{-2})). \end{cases}$$

The following Lemma will also be useful.

**Lemma 4.1.** *If  $X \sim \text{BGIG}(a_+, b_+, p_+, a_-, b_-, p_-)$ , then its characteristic function  $\Phi$  satisfies:*

$$(47) \quad \operatorname{Re} [\Phi(u)] \underset{u \rightarrow \infty}{\sim} K u^{-(1+\bar{p})/2} e^{-\sqrt{u}\bar{b}} \cos \left( -\bar{b}\sqrt{u} + \frac{\pi}{4}\bar{p} \right),$$

where:

$$(48) \quad \begin{cases} K := \frac{\pi a_+^{p_+/2} a_-^{p_-/2}}{2^{(\bar{p}+3)/2} (b_+ b_-)^{1/4} K_{p_+}(\sqrt{a_+ b_+}) K_{p_-}(\sqrt{a_- b_-})}, \\ \bar{p} := p_+ + p_-, \\ \underline{p} := p_+ - p_-, \\ \bar{b} := \sqrt{b_+} + \sqrt{b_-}, \\ \underline{b} := \sqrt{b_-} - \sqrt{b_+}. \end{cases}$$

*Proof.* The BGIG characteristic function 12 can be written as:

$$(49) \quad \Phi(u) = M \frac{K_{p_+}(\sqrt{b_+(a_+ - i2u)}) K_{p_-}(\sqrt{b_-(a_- + i2u)})}{(a_+ - i2u)^{p_+/2} (a_- + i2u)^{p_-/2}}.$$

where  $M = a_+^{p_+/2} a_-^{p_-/2} / (K_{p_+}(\sqrt{a_+ b_+}) K_{p_-}(\sqrt{a_- b_-}))$ . We first note that, with notations (48), equation 46 gives:

$$(50) \quad (a_+ - i2u)^{-p_+/2} (a_- + i2u)^{-p_-/2} = (2u)^{-\bar{p}/2} e^{i\frac{\pi}{4}\underline{p}} (1 + \mathcal{O}(u^{-2})).$$

Since  $\lim_{u \rightarrow +\infty} |\arg \sqrt{b(a \pm i2u)}| < 3\pi/2$ , we have by [18, Eq. 10.40.2]:

$$(51) \quad K_{p_{\pm}}(\sqrt{b_{\pm}(a_{\pm} \mp i2u)}) \underset{u \rightarrow \infty}{\sim} \sqrt{\frac{\pi}{2\sqrt{b_{\pm}}(a_{\pm}^2 + 4u^2)^{1/4}}} e^{\pm i\pi/4} e^{-\sqrt{b_{\pm}}(a_{\pm}^2 + 4u^2)^{1/4}} e^{\mp i\pi/4}.$$

Inserting this asymptotic in equation 46, and re-arranging the terms, we get:

$$(52) \quad K_{p_+}(\sqrt{b_+(a_+ - i2u)}) K_{p_-}(\sqrt{b_-(a_- + i2u)}) \underset{u \rightarrow \infty}{\sim} \frac{\pi}{2\sqrt{2}(b_+ b_-)^{1/4} \sqrt{u}} e^{-\sqrt{u}(\bar{b} + i\underline{b})}.$$

Combining 52 and 50 yields:

$$(53) \quad \Phi(u) \underset{u \rightarrow \infty}{\sim} K u^{-(1+\bar{p})/2} e^{-\sqrt{u}(\bar{b} + i\underline{b}) + i\frac{\pi}{4}\underline{p}}.$$

Taking the real part concludes the proof.  $\square$

**Proposition 4.2.** *Let  $f$  be the density function of the BGIG( $a_+, b_+, p_+, a_-, b_-, p_-$ )-distribution. The following holds:*

- (1)  $f$  is not real-analytic in 0,
- (2)  $f$  is real-analytic on  $\mathbb{R} \setminus \{0\}$ .

*Proof.* To prove these results, we use the Fourier–Bros–Iagolnitzer (FBI) transform defined as [28, 33]:

$$(54) \quad T_t[\varphi](t, \xi) := \int_{\mathbb{R}} \varphi(s) e^{-i2\pi s \xi} e^{-\pi t(s-x)^2} ds$$

where  $(t, \xi, x) \in (0, \infty) \times \mathbb{R}^2$  and  $\varphi \in L^1(\mathbb{R})$ . In the case of the BGIG density (i.e. taking  $\varphi = f$  in (54)), we therefore have:

$$(55) \quad T_t[f](t, t\xi) = e^{-\pi x^2 t} (\Phi \star g_t)(t\xi + itx)$$

where  $g_t(u) := (\pi t)^{-1/2} \exp(-u^2/\pi t)$ . This equality is obtained by expanding the square in the exponential term, using the convolution property of the Fourier transform and noticing that  $\mathcal{F}[f] = \Phi$ .

- When  $x \neq 0$ , it is easy to see that  $t \mapsto \Phi(t\xi + itx)$  is bounded on  $(0, \infty)$ , it is then immediate that  $\Phi \star g_t$  is also bounded. As a consequence, there exists  $K > 0$  such that:

$$(56) \quad |T_t[f](t, t\xi)| \leq K e^{-\pi x^2 t}$$

which, in virtue of [33, Thm. 5.3.2], ensures analyticity of  $f$  for  $x \neq 0$ .

- For  $x = 0$ , we have:

$$(57) \quad T_t[f](t, t\xi) = (\Phi \star g_t)(t\xi).$$

The convolution can be approximated by the introducing a truncation centered around  $t\xi$  and of size  $2C\sqrt{t}$  for  $C > 0$ :

$$(58) \quad (\Phi \star g_t)(t\xi) = \int_{\mathbb{R}} g_t(t\xi - u)\Phi(u)du = \int_{t\xi - C\sqrt{t}}^{t\xi + C\sqrt{t}} g_t(t\xi - u)\Phi(u)du + \mathcal{O}\left(C^{-1}e^{-C^2/\pi}\right)$$

where the  $\mathcal{O}(C^{-1}e^{-C^2/\pi})$  terms comes from the asymptotic behavior of the complementary error function  $\text{erfc}$  (see [18, Eq. 7.12.1]). Applying the Mean Value theorem to the real part of the truncated integral in 58, there exists  $\eta_t \in [t\xi - C\sqrt{t}, t\xi + C\sqrt{t}]$  such that:

$$(59) \quad \text{Re} \left[ \int_{t\xi - C\sqrt{t}}^{t\xi + C\sqrt{t}} g_t(t\xi - u)\Phi(u)du \right] = 2C\sqrt{t}g_t(t\xi - \eta_t)\text{Re}[\Phi(\eta_t)].$$

Since  $\eta_t \in [t\xi - C\sqrt{t}, t\xi + C\sqrt{t}]$ , we have  $g_t(t\xi - \eta_t) = \mathcal{O}(t^{-1/2}C^{-1}e^{-C^2/\pi t})$ . If we assume  $\xi \neq 0$ , then  $\eta_t \rightarrow \infty$  when  $t \rightarrow \infty$  and thus, from the asymptotic of Lemma 4.1, we have:

$$(60) \quad \text{Re} \left[ \int_{t\xi - C\sqrt{t}}^{t\xi + C\sqrt{t}} g_t(t\xi - u)\Phi(u)du \right] = \mathcal{O}\left(e^{-C^2/(\pi t)}(t\xi)^{-(1+\bar{p})/2}e^{-\sqrt{t\xi\bar{b}}} \cos\left(-b\sqrt{t\xi} + \frac{\pi}{4}p\right)\right).$$

Noting that:

$$(61) \quad |(\Phi \star g_t)(t\xi)| \geq |\text{Re}[(\Phi \star g_t)(t\xi)]|$$

shows that there does not exist  $M > 0$  such that for  $|\xi| > M$ ,  $(\Phi \star g_t)(t\xi)$  decays as  $e^{-at}$  for some positive  $a$  (here (60) shows that the decay is at best in  $e^{-a\sqrt{t}}$ ). Thus,  $f$  does not satisfy the RA(0) condition of [33, Thm. 5.3.2] and therefore is not analytic in  $x = 0$ . □

#### 4.3. Unimodality.

**Proposition 4.3.** *BGIG distributions are strictly unimodal, i.e., there exists a unique  $x_0 \in \mathbb{R}$  such that their density function is strictly increasing on  $(-\infty, x_0)$  and strictly decreasing on  $(x_0, +\infty)$ .*

*Proof.* The same argument exposed in the proof of proposition 4.1 and the use of [45, Theorem 1.2] instead of [45, Theorem 1.9] concludes the proof. □

**Proposition 4.4.** *The mode  $x_0$  of a BIG distribution is located on  $(0, \infty)$  if and only if:*

$$(62) \quad (a_-b_+ - a_+b_-)K_{1-p_+-p_-}(\sqrt{\Lambda}) > \frac{2(\Lambda - (a_+ + a_-)(b_+p_- + b_-p_+))K_{2-p_- - p_+}(\sqrt{\Lambda})}{\sqrt{b_- + b_+}}$$

where  $\Lambda := (a_+ + a_-)(b_+ + b_-)$ . The mode is located  $(-\infty, 0)$  if and only if the inequality is strictly reversed. Finally,  $x_0 = 0$  if and only if the inequality becomes an equality.

*Proof.* Using proposition 4.1 and simplifying positive multiplicative terms, we get:

$$(63) \quad \text{sgn}[f'_{\text{BGIG}}(0)] = \text{sgn} \left[ [(a_-b_+ - a_+b_-)K_{1-p_+-p_-}(\sqrt{(a_+ + a_-)(b_+ + b_-)}) + \frac{2((a_+ + a_-)(b_+(1-p_-) + b_-(1-p_+)))K_{2-p_- - p_+}(\sqrt{(a_+ + a_-)(b_+ + b_-)})}{\sqrt{b_- + b_+}}] \right]$$

and the result follows immediately from proposition 4.3 and proposition 4.1 that ensures continuity of the first derivative. □

#### 4.4. Asymptotics.

**Proposition 4.5.** *Let  $a_{\pm}, b_{\pm} > 0$ ,  $p_{\pm} \in \mathbb{R}$ , and denote by  $f$  the density function of the distribution  $\text{BGIG}(a_+, b_+, p_+, a_-, b_-, p_-)$  and by  $\tilde{f}$  the density function of the distribution  $\text{BGIG}(a_-, b_-, p_-, a_+, b_+, p_+)$ . We have the symmetry relation:*

$$(64) \quad \forall x \in \mathbb{R}, \quad f(x) = \tilde{f}(-x).$$

*Proof.* This is an immediate consequence of the substitution  $u \rightarrow -u$  in the BGIG characteristic function 12.  $\square$

**Proposition 4.6.** *Let  $f$  be the density function of a  $\text{BGIG}(a_+, b_+, p_+, a_-, b_-, p_-)$  distribution. We have the asymptotic behaviour:*

$$(65) \quad f(x) \underset{x \rightarrow \pm\infty}{\sim} Z_{\pm} |x|^{p_{\pm}-1} \exp\left(-\frac{a_{\pm}|x|}{2}\right)$$

where:

$$(66) \quad Z_{\pm} := \left(\frac{a_{\pm}}{b_{\pm}}\right)^{p_{\pm}/2} \left(\frac{a_{\pm}}{a_{\pm} + a_{\mp}}\right)^{p_{\mp}/2} \frac{K_{p_{\mp}}\left(\sqrt{(a_{\mp} + a_{\pm})b_{\mp}}\right)}{2K_{p_{\mp}}\left(\sqrt{a_{\mp}b_{\mp}}\right) K_{p_{\pm}}\left(\sqrt{a_{\pm}b_{\pm}}\right)}.$$

*Proof.* By definition of the BGIG distribution as a convolution of GIG distributions (11), we have

$$(67) \quad \forall x \geq 0, \quad f(x) = \int_0^{\infty} f_{\text{GIG}_+}(y+x) f_{\text{GIG}_-}(-y) dy.$$

It is immediate to see that:

$$(68) \quad f_{\text{GIG}_+}(y) \underset{y \rightarrow +\infty}{\sim} \alpha_+ y^{p_+-1} e^{-\frac{a_+ y}{2}}$$

where  $\alpha_+ := (a_+/b_+)^{p_+/2} (2K_{p_+}(\sqrt{a_+b_+}))^{-1}$ . Inserting this asymptotic in (67) gives:

$$(69) \quad f(x) \underset{x \rightarrow +\infty}{\sim} \alpha_+ x^{p_+-1} e^{-\frac{a_+ x}{2}} \int_0^{\infty} (1+y/x)^{p_+-1} e^{-\frac{a_+ y}{2}} f_{\text{GIG}_-}(-y) dy.$$

By dominated convergence theorem and the definition of the  $\text{GIG}_-(a, b, p)$  distribution, we can write:

$$(70) \quad \int_0^{\infty} (1+y/x)^{p_+-1} e^{-\frac{a_+ y}{2}} f_{\text{GIG}_-}(-y) dy \xrightarrow{x \rightarrow +\infty} \left(\frac{a_+}{a_+ + a_-}\right)^{p_-/2} \frac{K_{p_-}\left(\sqrt{(a_- + a_+)b_-}\right)}{K_{p_-}\left(\sqrt{a_-b_-}\right)}.$$

Using the symmetry relation in proposition 4.5 leads to the analog result for  $x \rightarrow -\infty$ .  $\square$

The next proposition is an application of proposition 4.6 to the maximum and minimum of BGIG processes; it will prove to be particularly useful in section 7 for the calibration of BGIG parameters from empirical data.

**Proposition 4.7.** *For  $n \in \mathbb{N}$ , let  $(X_i)_{1 \leq i \leq n}$  be a sequence of i.i.d. BGIG variables and denote  $M_n := \max_{1 \leq i \leq n} X_i$  and  $m_n := \min_{1 \leq i \leq n} X_i$ . We have the following  $\mathbb{P}$ -almost sure asymptotic behaviours:*

$$(71) \quad \begin{cases} M_n \underset{n \rightarrow +\infty}{\sim} \frac{2}{a_+} \ln n, \\ m_n \underset{n \rightarrow +\infty}{\sim} -\frac{2}{a_-} \ln n. \end{cases}$$

*Proof.* From proposition 4.6 and the asymptotic behavior of the upper incomplete gamma function (see [18, Eq. 8.11.2]), we have

$$(72) \quad \mathbb{P}(X_i > x) \underset{x \rightarrow +\infty}{\sim} \Gamma(p_+, x) \underset{x \rightarrow +\infty}{\sim} Z_+ x^{p_+-1} \exp\left(-\frac{a_+ x}{2}\right).$$

Let  $\widetilde{M}_n := \frac{2}{a_+} \ln n$ . For  $\alpha > 0$ , we have:

$$(73) \quad \mathbb{P}\left(M_n > \alpha \widetilde{M}_n\right) = 1 - \mathbb{P}\left(X_i < \alpha \widetilde{M}_n \quad \forall i = 1 \dots n\right) = 1 - (1 - \mathbb{P}(X_i > \alpha M_n))^n.$$

By equation 72, we have (using  $\ln(1+x) = x + \mathcal{O}(x^2)$  for small  $x$ ):

$$(74) \quad \mathbb{P}\left(M_n > \alpha \widetilde{M}_n\right) = 1 - \exp\left(-n^{1-\alpha} \ln(n)^{p_+-1} \frac{(Z_+ + o(1))a_+(\alpha \widetilde{M}_n)^{p_+-1}}{2}\right)$$

$$\xrightarrow{n \rightarrow +\infty} \begin{cases} 1 & \text{if } \alpha < 1, \\ 0 & \text{if } \alpha > 1. \end{cases}$$

The symmetry relation in proposition 4.5 leads to the analog result for the minimum.  $\square$

## 5. BILATERAL GENERALIZED INVERSE GAUSSIAN PROCESSES

In this section, we define the BGIG process and provide some of its properties. We also study its Blumenthal-Gettoor index and its stability under a specific change of measure, as well as the jump structure of its sample paths.

**5.1. Definition and first properties.** As the BGIG distribution is infinitely divisible (proposition 2.1), there exists an associated Lévy process, said to be generated by the distribution  $\text{BGIG}(a_+, b_+, p_+, a_-, b_-, p_-)$ . Denoting such process by  $X = (X_t)_{t \geq 0}$ , we will say, with a slight abuse of language, that  $X$  is a  $\text{BGIG}(a_+, b_+, p_+, a_-, b_-, p_-)$  process, or simply a BGIG process; as before  $(a_+, b_+, a_-, b_-) \in (0, +\infty)^4$  and  $(p_+, p_-) \in \mathbb{R}^2$ .

*Remark 5.* From remark 1, we see that the difference of two GIG processes is a BGIG process (where the GIG process is the Lévy process generated by the GIG distribution  $\text{GIG}_+(a, b, p)$ ).

As for all Lévy processes, the characteristic function of the BGIG process be simply expressed as:

$$(75) \quad \forall (u, t) \in \mathbb{R} \times (0, +\infty), \quad \Phi(u, t) = \Phi(u)^t$$

where  $\Phi$  is the characteristic function of the generating distribution 12. Of course, it follows that  $X_1 \sim \text{BGIG}(a_+, b_+, p_+, a_-, b_-, p_-)$ . The Lévy-Khintchine representation for the characteristic function (75) follows immediately from (14) and reads

$$(76) \quad \forall u \in \mathbb{R}, \forall t \in (0, +\infty), \quad \Phi(u, t) = \exp\left(t \int_{\mathbb{R}} (e^{iux} - 1) \pi(dx)\right).$$

where  $\pi$  is the Lévy measure defined in (13). This shows that the BGIG process is a pure jump Lévy process, whose characteristic triplet is  $(0, 0, \pi)$ . We display an example of its transition densities in Figure 2 for different values of  $t$ , obtained by inverting the characteristic function in eq. 75.

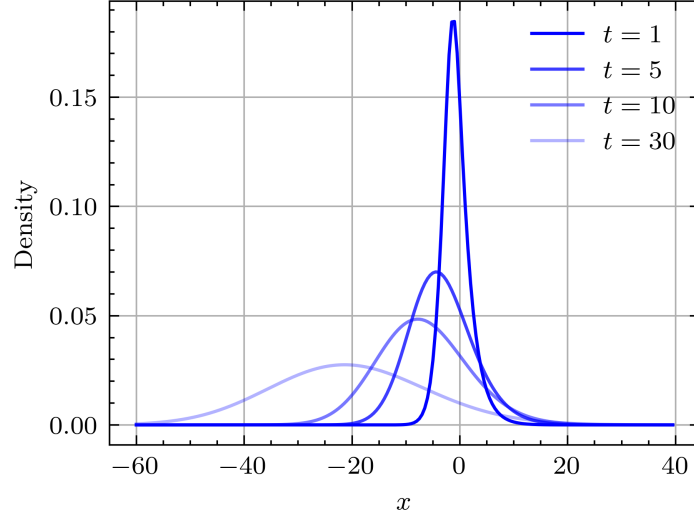


FIGURE 2. Transition densities for a BGIG(1, 2, 1, 3, 4, 5)-process and different values of  $t$ .

**Proposition 5.1.** *If  $X$  is a BGIG process, then:*

- (1)  $X$  is a finite variation process,
- (2)  $X$  has infinite activity,
- (3)  $X$  is equal to the sum of its jumps, i.e.,

$$(77) \quad \forall t > 0, \quad X_t = \sum_{s \leq t} \Delta X_s.$$

*Proof.* The Lévy measure  $\pi$  satisfies  $\pi(\mathbb{R}) = \infty$  and  $\int_{|x| < 1} |x| \pi(dx) < \infty$  because of the asymptotic for the Jaeger integral obtained in lemma 2.1. The process  $X$  is therefore of type B in the sense of [44]. Then, points (1), (2) and (3) follow from [44, Th. 21.9, 21.3, 19.3] respectively.  $\square$

**5.2. Blumenthal-Gettoor index.** The Blumenthal-Gettoor index  $\beta(X)$  (see [12]) of a Lévy process  $X$  characterizes its small jumps. Formally, it is defined as:

$$(78) \quad \beta(X) := \inf \left\{ p > 0, \quad \int_{|x| < 1} |x|^p \pi_X(dx) < \infty \right\},$$

where  $\pi_X$  denotes the Lévy measure of  $X$ . It is known that a Lévy process is of finite variation if and only if  $\beta(X) < 1$ . For example, a Tempered stable process has Blumenthal-Gettoor index equal to  $\max(\beta_+, \beta_-)$  (see [35]). As consequence, a bilateral Gamma process has a Blumenthal-Gettoor index of 0.

**Proposition 5.2.** *If  $X$  a BGIG process, we have  $\beta(X) = 1/2$ .*

*Proof.* Let  $p > 0$ ; by definition of the BGIG Lévy measure (13), we can write:

$$(79) \quad \int_{-1}^1 |x|^p \pi(dx) = \int_0^1 \frac{e^{-a_+x/2}}{x^{1-p}} (\mathcal{J}(x/2b_+, p_+) + \max(p_+, 0)) dx \\ + \int_0^1 \frac{e^{-a_-x/2}}{x^{1-p}} (\mathcal{J}(x/2b_-, p_-) + \max(p_-, 0)) dx.$$

By the asymptotic given in lemma 2.1, the two integrals in the right hand side of (79) are finite if and only if  $p > \max(1/2, 0) = 1/2$  and the desired results follows.  $\square$

**Proposition 5.3.** *If  $X$  is a BGIG process, then we have the following almost-sure convergences:*

$$(80) \quad \begin{cases} \forall p > \frac{1}{2}, & \lim_{t \rightarrow 0} t^{-1/p} X_t = 0, \\ \forall p < \frac{1}{2}, & \limsup_{t \rightarrow 0} t^{-1/p} X_t = \infty. \end{cases}$$

*Proof.* This is a direct consequence of proposition 5.2 and [12, Thm. 3.1, Thm. 3.3].  $\square$

**5.3. Change of measure.** We provide here some properties of BGIG distributions under change of measures, which, as we will discuss in section 6, are important for financial applications. Let us first define  $\nu$ , the Radon-Nykodym derivative of the two Lévy measure  $\pi$  and  $\tilde{\pi}$  of two BGIG distributions. We have:

$$(81) \quad \forall x \in \mathbb{R}, \quad \nu(dx) := e^{-(\tilde{a}_+ - a_+)x/2} \left( \frac{\mathcal{J}(x/2\tilde{b}_+; \tilde{p}_+) + \max(\tilde{p}_+, 0)}{\mathcal{J}(x/2b_+; p_+) + \max(p_+, 0)} \right) \mathbb{1}_{(0, \infty)}(x) dx \\ + e^{-(\tilde{a}_- - a_-)|x|/2} \left( \frac{\mathcal{J}(|x|/2\tilde{b}_-; \tilde{p}_-) + \max(\tilde{p}_-, 0)}{\mathcal{J}(|x|/2b_-; p_-) + \max(p_-, 0)} \right) \mathbb{1}_{(0, \infty)}(x) dx.$$

**Proposition 5.4.** *Let  $X$  be a BGIG( $a_+, b_+, p_+, a_-, b_-, p_-$ )-process and let  $(\tilde{a}_+, \tilde{b}_+, \tilde{p}_+, \tilde{a}_-, \tilde{b}_-, \tilde{p}_-)$  be six real numbers in the acceptable parameter space of BGIG distributions. The following statements are equivalent:*

- (1) *There exists a measure  $\mathbb{Q} \stackrel{\text{loc}}{\sim} \mathbb{P}$  under which  $X$  is a BGIG process with parameters  $(\tilde{a}_+, \tilde{b}_+, \tilde{p}_+, \tilde{a}_-, \tilde{b}_-, \tilde{p}_-)$ .*
- (2)  *$b_{\pm} = \tilde{b}_{\pm}$  and  $p_{\pm} = \tilde{p}_{\pm}$ .*

*Proof.* We use Theorem 33.1 of [44]. The only condition (the others are immediately satisfied) to fulfill is:

$$(82) \quad \int_{\mathbb{R}} \left( 1 - \sqrt{\nu(x)} \right)^2 \pi(dx) < \infty.$$

Knowing  $\pi$  and  $\nu$  (see equations 13 and 81), this integral can be rewritten as:

$$(83) \quad \int_0^{\infty} x^{-1} \left( h(x; a_+, b_+, p_+) - h(x; \tilde{a}_+, \tilde{b}_+, \tilde{p}_+) \right)^2 dx \\ + \int_0^{\infty} x^{-1} \left( h(x; a_-, b_-, p_-) - h(x; \tilde{a}_-, \tilde{b}_-, \tilde{p}_-) \right)^2 dx$$

where  $h(x; a, b, p) := e^{-ax/4} \sqrt{\mathcal{J}(x/2b; p) + \max(p, 0)}$ . The integrability condition (82) is satisfied if and only if:

$$(84) \quad \mathcal{J}(x/2b_{\pm}, p_{\pm}) + \max(p_{\pm}, 0) = \mathcal{J}(x/2\tilde{b}_{\pm}, \tilde{p}_{\pm}) + \max(\tilde{p}_{\pm}, 0).$$

for  $x$  in a neighborhood of 0. The asymptotic for  $x \rightarrow 0$  given in proposition 2.1 gives that this is true if and only if:

$$(85) \quad b_{\pm} = \tilde{b}_{\pm} \quad \text{and} \quad p_{\pm} = \tilde{p}_{\pm}.$$

$\square$

*Remark 6.* As we will see in Section 6, this proposition is verified for the Esscher transform; this will allow us to construct a risk-neutral version of the (exponential) BGIG process, opening the way to the valuation of financial instruments.

**5.4. Jump structure of the sample paths.** In this subsection we prove a result that can be useful for estimating the parameters  $b_{\pm}$  of a BGIG process from its sample path; this result is particularly interesting if one wishes to infer BGIG parameters from historical data featuring a very short time step (for instance, tick by tick data). First, let us consider a process  $X \sim \text{GIG}(a, b, p)$  and let us define, for  $n \geq 1$  and  $T > 0$ ,

$$(86) \quad U_n := \frac{1}{nT} \# \{t \leq T, \quad \Delta X_t \geq n^{-2}\}.$$

**Proposition 5.5.** *The sequence of random variables  $(U_n)_{n \geq 1}$  converges to  $\sqrt{\frac{b}{2\pi}}$  almost surely.*

*Proof.* The random measure  $\mu_X$  of the jumps of the BGIG process is a Poisson random measure, whose intensity measure  $\nu$  is given by (see [44]):

$$(87) \quad \nu(dt, dx) = \frac{e^{-ax/2}}{x} \mathcal{J}(x/2b) \mathbb{1}_{(0, +\infty)}(x) dx dt + \max(0, p) \frac{e^{-ax/2}}{x} \mathbb{1}_{(0, +\infty)}(x) dx dt.$$

We define  $\tilde{U}_n$  as:

$$(88) \quad \tilde{U}_n = \frac{1}{T} \mu_X([0, T] \times [(n+1)^{-2}, n^{-2}]).$$

By definition, the  $U_n$  are independent. Let us prove that the first two moments of the  $U_n$  are finite. By a change of variable  $x = u^{-1/2} - n$  in the expectation integral, we have:

$$(89) \quad \mathbb{E}(\tilde{U}_n) = 2 \int_0^1 \frac{e^{-a(x+n)^{-2}/2}}{(x+n)^{-2}} \mathcal{J}((x+n)^{-2}/2b) (x+n)^{-3} dx \\ + 2 \max(0, p) \int_0^1 \frac{e^{-a(x+n)^{-2}/2}}{(x+n)^{-2}} (x+n)^{-3} dx.$$

The second integral tends to 0 when  $n \rightarrow \infty$  by the dominated convergence theorem. Furthermore, using the asymptotic of lemma 2.1, we have:

$$(90) \quad \frac{\mathcal{J}((x+n)^{-2}/2b)}{(x+n)^{-1}} \xrightarrow{n \rightarrow \infty} \sqrt{\frac{b}{2\pi}}.$$

Again, by the dominated convergence theorem, we have:

$$(91) \quad \int_0^1 \frac{e^{-a(x+n)^{-2}/2}}{(x+n)^{-2}} \mathcal{J}((x+n)^{-2}/2b) (x+n)^{-3} dx \xrightarrow{n \rightarrow \infty} \sqrt{\frac{b}{2\pi}}.$$

Thus, we have  $\mathbb{E}(\tilde{U}_n) \rightarrow \sqrt{b/2\pi}$  and similarly  $\text{Var}(\tilde{U}_n) \rightarrow (1/T) \sqrt{b/2\pi}$  when  $n \rightarrow \infty$ . Consequently,

$$(92) \quad \sum_{n=1}^{\infty} \frac{\text{Var}(\tilde{U}_n)}{n^2} < \infty,$$

This allows to apply Kolmogorov's strong law of large numbers:

$$(93) \quad \lim_{n \rightarrow \infty} U_n = \lim_{n \rightarrow \infty} \frac{1}{n} \sum_{i=1}^n \tilde{U}_i + \lim_{n \rightarrow \infty} \frac{1}{nT} \mu_X([0, T] \times [1, \infty)) = \sqrt{\frac{b}{2\pi}}$$

since  $\mu_X([0, T] \times [1, \infty)) < \infty$ . □

Now, let  $X$  be a BGIG( $a_+, b_+, p_+, a_-, b_-, p_-$ ) process and let us define the random variables:

$$(94) \quad \begin{cases} U_n^+ := \frac{1}{nT} \# \{t \leq T, \quad \Delta X_t \geq n^{-2}\}, \\ U_n^- := \frac{1}{nT} \# \{t \leq T, \quad \Delta X_t \leq -n^{-2}\}. \end{cases}$$



**Proposition 5.6.** *The following  $\mathbb{P}$ -almost sure convergence holds:*

$$(95) \quad \lim_{n \rightarrow \infty} (U_n^+, U_n^-) = \left( \sqrt{\frac{b_+}{2\pi}}, \sqrt{\frac{b_-}{2\pi}} \right).$$

*Proof.* The proof is straightforward with proposition 5.5 and since a BGIG process can be decomposed as  $X = X^+ - X^-$  with  $X^\pm$  two independent GIG processes.  $\square$

**5.5. Simulation of BGIG processes.** For a stochastic process to gain popularity in quantitative finance (notably from the point of view of market practitioners), it is important that it can be efficiently simulated; the reason is that, in order to value very exotic instruments (that can not be reached via closed or semi-closed formulas), one typically rely on Monte-Carlo simulations (see Section 6.2.1), hence the necessity of generating a possibly large number of sample paths. Let us therefore provide two different methods for simulating BGIG processes.

**5.5.1. Direct simulation.** First, a simulation of the BGIG process at a collection of integer times  $\{t_i\}_{i=1 \dots N} \in \mathbb{N}^N$  can be achieved very simply. Indeed, since BGIG process are Lévy process and therefore have independent increments, in this case we can write:

$$(96) \quad \forall i = 1 \dots N, \quad X_{t_i} = \sum_{k=0}^{t_i} (X_k - X_{k-1}) \stackrel{\mathcal{L}}{=} \sum_{k=1}^{t_i} X_1^{(k)}$$

where the  $X_1^{(k)}$  are i.i.d. random variables following the generating BGIG distribution. We illustrate this method in Figure 3; the theoretical density are obtained by inverting the characteristic function in equation 75.

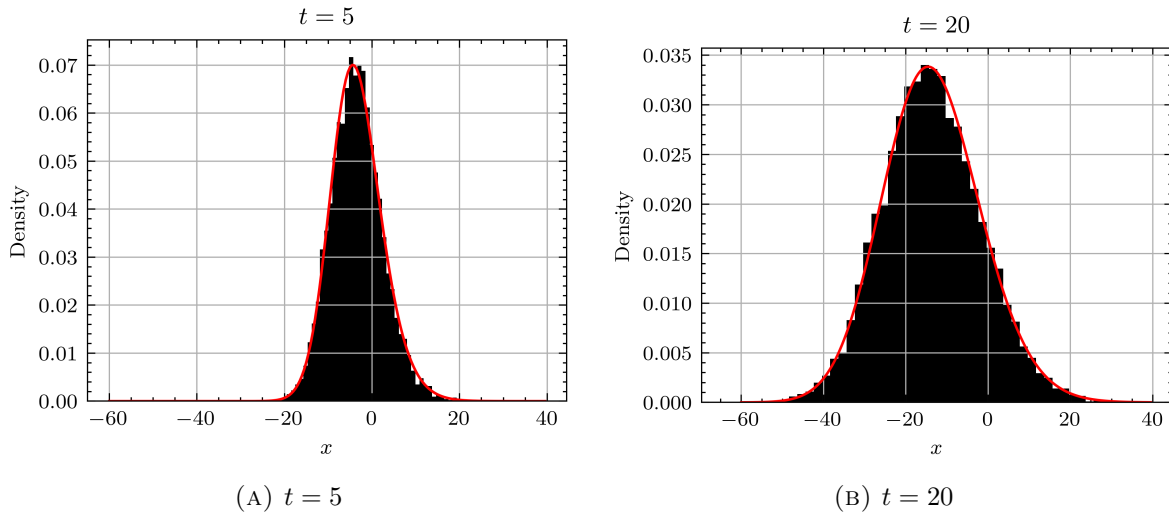
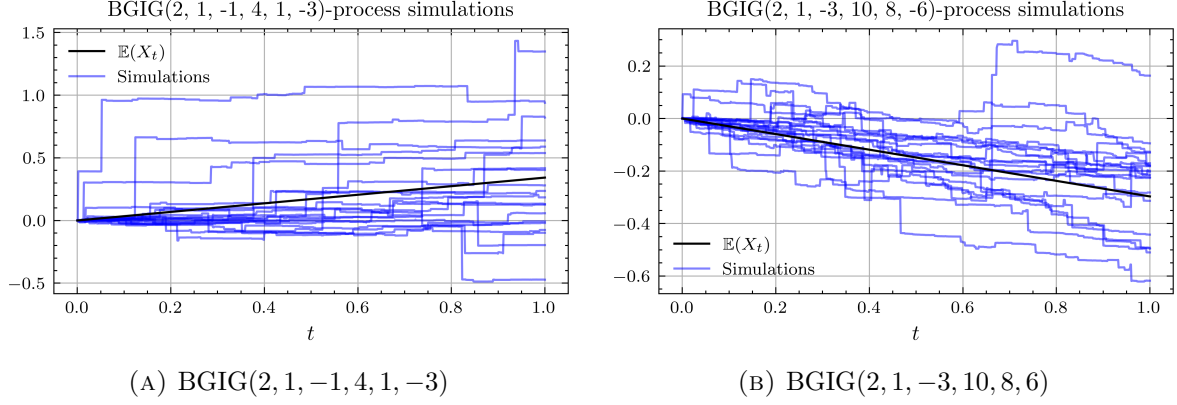


FIGURE 3. Histogram of 10 000 simulations of a BGIG(1,2,1,3,4,5)-process for  $t = 5$  and  $t = 20$ , and the corresponding theoretical densities.

**5.5.2. Difference of GIG processes.** Since BGIG distributions are not convolution-closed, this method cannot be applied in general for  $\{t_i\}_{i=1 \dots N} \in \mathbb{R}_+^N$ . In this case, recalling that a BGIG process  $X$  can be written  $X := X_+ - X_-$  where  $X_\pm$  are two independent GIG processes, we can use the simulation algorithm developed in [27] for each GIG process to obtain a simulation for the BGIG process  $X$ . In Figure 4, we display two set of simulations of BGIG processes using this methodology.

FIGURE 4. 20 simulations of two BGIG-processes for  $t \in (0, 1)$ .

## 6. THE EXP-BGIG STOCK MARKET MODEL

Let us now demonstrate how BGIG processes can be used in mathematical finance, in particular for the purpose of asset returns modeling and derivatives pricing.

**6.1. Definition and change of measure.** In continuous time finance, a popular approach to modeling asset prices is via the introduction of exponential Lévy processes, because they allow to capture realistic features (most notably the occurrence of jumps) while remaining computationally tractable; see, among many other references, [8, 17, 46]. Here, we will assume that the exponential Lévy process is an exponential BGIG (exp-BGIG) process; More precisely, we introduce the stochastic process  $S = \{S_t\}_{t \geq 0}$  describing the price of a financial asset (a stock price, an index, an interest rate...), that is defined as:

$$(97) \quad \forall t \geq 0, \quad S_t = S_0 e^{X_t}, \quad S_0 > 0,$$

where  $X = \{X_t\}_{t \geq 0}$  is a BGIG process. One essential point when one wishes to conduct pricing of financial instruments written on  $S$  is to find a measure (called risk-neutral measure) under which the discounted asset price process  $\tilde{S} := (e^{-rt} S_t)_{t \geq 0}$  is a martingale [20, 46]; here  $r$  is the risk-free rate that is assumed to be deterministic and continuously compounded. In order to find such measure, let us start by mentioning the following equivalence:

**Proposition 6.1.** *Assume  $a_+ > 2$  and let  $S$  be an exp-BGIG process, we have the equivalence:*

- (1)  $S$  is a martingale,
- (2) the following equality holds:

$$(98) \quad \left( \frac{a_+}{a_+ - 2} \right)^{p_+/2} \frac{K_{p_+} \left( \sqrt{b_+(a_+ - 2)} \right)}{K_{p_+} \left( \sqrt{b_+ a_+} \right)} \times \left( \frac{a_-}{a_- + 2} \right)^{p_-/2} \frac{K_{p_-} \left( \sqrt{b_-(a_- + 2)} \right)}{K_{p_-} \left( \sqrt{b_- a_-} \right)} = 1.$$

*Proof.* For exponential Lévy models, we have by [17, Prop. 3.17] that the martingale condition is equivalent to have  $\mathbb{E}[e^{X_1}] = 1$ . By noticing that  $\mathbb{E}[e^{X_1}] = \Phi(-i, 1)$ , the result follows.  $\square$

*Remark 7.* Of course for the discounted price process  $\tilde{S}$ , the right hand side of (98) is replaced by  $e^r$ .

Since Lévy markets are incomplete, there exists a potentially infinite number of measures under which  $\tilde{S}$  is a martingale [46]. One classical way to achieve martingality is via the so-called Esscher transform (see [25]), that provides a straightforward procedure to build a risk-neutral measure. Indeed, let us define  $\theta^*$  to be the solution of the equation:

$$(99) \quad \log \Phi_X(-i(\theta^* + 1)) - \log \Phi_X(-i\theta^*) = r.$$

where  $\Phi_X$  is the characteristic function of  $X$ , and introduce the *Esscher transform*  $\mathbb{P}^*$  of the  $\mathbb{P}$  measure defined by the following Radon-Nikodym derivative

$$(100) \quad \frac{d\mathbb{P}^*_{\mathcal{F}_t}}{d\mathbb{P}_{\mathcal{F}_t}} = \frac{e^{\theta^* X_t}}{\mathbb{E}[e^{\theta^* X_t}]} = e^{\theta^* X_t - \ln \Phi_X(-i\theta^*)t}.$$

Then, following remark 7,  $\tilde{S}$  is a martingale under  $\mathbb{P}^*$ . We note that, as a direct consequence of definition 100, the characteristic function of the process  $X$  under  $\mathbb{P}^*$  can be explicitly written as

$$(101) \quad \Phi_X^*(u, t) = \mathbb{E}^{\mathbb{P}^*}[e^{iuX_t}] = \frac{\Phi_X(u - i\theta^*, t)}{\Phi_X(-i\theta^*, t)}.$$

**Proposition 6.2.** *Let  $S$  be an exp-BGIG process with parameters  $(a_+, b_+, p_+, a_-, b_-, p_-)$ . Under the Esscher measure  $\mathbb{P}^*$ ,  $S$  is still an exp-BGIG process with parameters  $(a_+ - 2\theta^*, b_+, p_+, a_- + 2\theta^*, b_-, p_-)$ .*

*Proof.* By the properties of the convolution, it is sufficient to prove the result for a one sided GIG distribution. By the time-scaling property of the Lévy characteristic functions, it is sufficient to prove it for  $t = 1$ . For  $a, b > 0$  and  $p \in \mathbb{R}$ , we have:

$$(102) \quad \forall u \in \mathbb{R}, \quad \Phi_{\text{GIG}_+}^*(u) = \frac{\Phi_{\text{GIG}_+}(u - i\theta^*, t)}{\Phi_{\text{GIG}_+}(-i\theta^*, t)} = \left( \frac{a - 2\theta^*}{a - 2\theta^* - iu} \right)^{p/2} \frac{K_p\left(\sqrt{b(a - 2\theta^* - i2u)}\right)}{K_p\left(\sqrt{b(a - 2\theta^*)}\right)}.$$

Thus, under the Esscher measure, a  $\text{GIG}_+(a, b, p)$  distribution is a  $\text{GIG}(a - 2\theta^*, b, p)$  distribution. The desired result immediately follows.  $\square$

This proposition obviously satisfies the parameters condition of proposition 5.4 and the process thus obtained satisfies martingale condition of proposition 6.1 if  $a_+ - 2\theta^* > 2$ . We will see in Section 7.2 that this condition is satisfied in practice.

**6.2. Pricing Methods.** Once a risk neutral measure  $\mathbb{P}^*$  has been constructed, it is possible to apply the risk-neutral pricing theory (see [20] or any classical monograph on quantitative finance) to compute the value of derivatives, that is, of financial instruments written on the underlying asset price  $S$ . Such instruments (typically, options) are characterized by the payoff  $g(S)$  they deliver, that can be a function of either the final underlying price  $S_T$  or of the whole realization of the process on  $[0, T]$ ; their price at time  $t \in [0, T]$  corresponds to the risk-neutral expectation of the discounted payoff, that is:

$$(103) \quad \forall t \geq 0, \quad V_t = \mathbb{E}^{\mathbb{P}^*}[e^{-r(T-t)}g(S)|\mathcal{F}_t].$$

In the following, we will conduct valuations on  $t = 0$ , and we will focus on European call options, which are among the most widely traded derivatives and whose payoff is given by

$$(104) \quad g_{\text{eur}}(S) = \max(S_T - K, 0) = (S_T - K)^+$$

for some predetermined  $K > 0$ , called strike price. We will denote their price by  $C(S_0, K, T)$  to highlight the dependence on current (spot) asset value  $S_0$ , strike  $K$  and maturity (or expiry)  $T$ . Note that the reciprocal of a European call is a European put, which pays  $(K - S_T)^+$  at maturity.

There exists several methods to evaluate the expectation (103); we briefly describe two popular methods that we will implement, namely the Monte-Carlo approach and the Fourier pricing approach.

**6.2.1. Monte-Carlo pricing.** We can approximate option prices by introducing

$$(105) \quad C^{(n)}(S_0, K, T) = \frac{e^{-rT}}{n} \sum_{k=1}^n g_{\text{eur}}(S_k)$$

where the  $S_k$  are i.i.d. BGIG processes that are simulated as difference of two risk-neutral GIG processes (see section 5.5). By the strong law of large numbers,

$$(106) \quad C^{(n)}(S_0, K, T) \xrightarrow{n \rightarrow \infty} C(S_0, K, T)$$

almost surely. For a complete introduction to Monte-Carlo methods in finance, see [26].

**6.2.2. Fourier pricing.** While (103) can be carried out via a numerical integration of the payoff function over the density function, this method is generally not practical in the case of exponential Lévy processes because the densities involve special functions or because the processes are not convolution closed. However, the characteristic functions of such processes are generally known in a simpler form, and several methods exist that allow to directly express European option prices in terms of integrals over the characteristic function. For instance, one can use the Lewis-Lipton formula [38]:

$$(107) \quad C(S_0, K, T) = \frac{-Ke^{-rT}}{2\pi} \int_{iv_1 - \infty}^{iv_1 + \infty} \frac{e^{-izk} \Phi^*(-z, T)}{z^2 - iz} dz,$$

where  $k = \ln(S_0/K) + rT$ ,  $v_1 > 1$  and  $\Phi^*$  is the BGIG characteristic function under  $\mathbb{P}^*$ . Note that many extensions of this idea exist that improve its accuracy and performance, such as the Carr-Madan formula [16] or the COS [22], CONV [39] or PROJ [31] methods.

## 7. CALIBRATION PROCEDURE AND NUMERICAL EXAMPLES

We terminate the paper by performing a calibration of the exp-BGIG model (97) over real market data, and by pricing European call and put options under both Monte Carlo and Fourier methods.

**7.1. Calibration methodology.** In this subsection, we provide a procedure to calibrate the exp-BGIG model over empirical data, that is to infer the parameters  $(a_+, b_+, p_+, a_-, b_-, p_-)$  from a given data set composed of daily close prices, for a set of trading dates  $(t_1, t_2, \dots, t_n)$  with for simplicity constant spacing  $t_{k+1} - t_k = \delta > 0$ . We denote the corresponding underlying prices by  $S_k = S_{t_k}$  and we define the series of log-returns as  $L = (\ln(S_{k+1}/S_k))_{k=1 \dots n}$ . Let us remark that

$$(108) \quad \ln \left( \frac{S_{k+1}}{S_k} \right) = X_{t_{k+1}} - X_{t_k} \stackrel{\mathcal{L}}{=} X_\delta$$

where the second equality (in law) is a consequence of the stationarity of increments of Lévy processes. In particular when  $\delta = 1$ ,  $L$  is a collection of  $n$  independent  $\text{BGIG}(a_+, b_+, p_+, a_-, b_-, p_-)$  random variables.

Our calibration procedure can be divided into two steps: first we estimate  $a_+$  and  $a_-$  thanks to the asymptotic properties of BGIG distributions (proposition 4.7), then we estimate  $b_+$ ,  $b_-$ ,  $p_+$  and  $p_-$  via the method of moments.

**7.1.1. Estimating  $a_\pm$ .** Let us denote  $m_n = \min_{1 \leq i \leq n} L_i$  and  $M_n := \max_{1 \leq i \leq n} L_i$ . Taking  $\delta = 1$  and using proposition 4.7 we have:

$$(109) \quad m_n \underset{n \rightarrow \infty}{\sim} -\frac{2}{a_-} \ln n \quad \text{and} \quad M_n \underset{n \rightarrow \infty}{\sim} \frac{2}{a_+} \ln n.$$

Our estimators  $\hat{a}_+$  and  $\hat{a}_-$  will therefore be simply defined as:

$$(110) \quad \hat{a}_+ := \frac{2 \ln n}{M_n} \quad \text{and} \quad \hat{a}_- := -\frac{2 \ln n}{m_n}.$$

These estimators are directly linked to the nature of the BGIG distribution and thus have the advantage to be robust. Moreover they allow to restrict the subsequent method of moments to the estimation of four parameters instead of six, which reduces the complexity of the system to be solved.

7.1.2. *Estimating  $b_{\pm}$  and  $p_{\pm}$ .* The parameters  $b_{\pm}$  and  $p_{\pm}$  are estimated thanks to the relations between moments and cumulants. For  $\delta > 0$ , all the returns  $L_k$  are i.i.d and we have:

$$(111) \quad \begin{cases} \mathbb{E}(L_k) = \delta\kappa_1, \\ \text{Var}(L_k) = \delta\kappa_2, \\ \gamma_1(L_k) = \frac{\kappa_3}{\kappa_2^{3/2}\sqrt{\delta}}, \\ \gamma_2(L_k) = 3 + \frac{\kappa_4}{\kappa_2^2\delta}. \end{cases}$$

where  $\gamma_1(L_k)$  (rep.  $\gamma_2(L_k)$ ) denotes the skewness (resp. kurtosis) of  $L_k$ , and where the BGIG cumulants  $\kappa_j$  are the ones given in section 2.3.3. The estimators  $\mathbf{m}_j$  of these four central and standardized moments are defined as:

$$(112) \quad \begin{cases} \mathbf{m}_1 = \frac{1}{n} \sum_{k=0}^n L_k, \\ \mathbf{m}_2 = \frac{1}{n} \sum_{k=0}^n (L_k - \mathbf{m}_1)^2, \\ \mathbf{m}_3 = \frac{1}{n\mathbf{m}_2^{3/2}} \sum_{k=0}^n (L_k - \mathbf{m}_1)^3, \\ \mathbf{m}_4 = \frac{1}{n\mathbf{m}_2^2} \sum_{k=0}^n (L_k - \mathbf{m}_1)^4. \end{cases}$$

Cumulants in equation 111 are functions of the parameters  $a_{\pm}$ ,  $b_{\pm}$  and  $p_{\pm}$ : we thus look for a vector  $(b_+, p_+, b_-, p_-) \in ((0, +\infty) \times \mathbb{R})^2$  solving:

$$(113) \quad \begin{cases} \mathbf{m}_1 = \delta\kappa_1(\hat{a}_+, b_+, p_+, \hat{a}_-, b_-, p_-), \\ \mathbf{m}_2 = \delta\kappa_2(\hat{a}_+, b_+, p_+, \hat{a}_-, b_-, p_-), \\ \mathbf{m}_3 = \frac{\kappa_3(\hat{a}_+, b_+, p_+, \hat{a}_-, b_-, p_-)}{\kappa_2(\hat{a}_+, b_+, p_+, \hat{a}_-, b_-, p_-)^{3/2}\sqrt{\delta}}, \\ \mathbf{m}_4 = 3 + \frac{\kappa_4(\hat{a}_+, b_+, p_+, \hat{a}_-, b_-, p_-)}{\kappa_2(\hat{a}_+, b_+, p_+, \hat{a}_-, b_-, p_-)^2\delta}, \end{cases}$$

where  $\hat{a}_+$  and  $\hat{a}_-$  are the estimated parameters already obtained in Section 7.1.1. In practice, we approach a solution with a least-squares minimization and we denote  $(\hat{b}_+, \hat{p}_+, \hat{b}_-, \hat{p}_-)$  the approximated solution.

7.1.3. *Risk-neutral parameters.* Sections 7.1.1 and 7.1.2 allow to estimate the parameters of an exp-BGIG process; however these parameters are historical parameters and therefore cannot be used directly for pricing purposes. The last step is to transform them into risk-neutral parameters via the Esscher transform. First, we have determine  $\theta^*$  the solution of the Esscher equation 99; this can be achieved by any root-finding method on  $\mathbb{R}$ . Once  $\theta^*$  is found, the risk-neutral parameters  $(\hat{a}_+^*, \hat{b}_+^*, \hat{p}_+^*, \hat{a}_-^*, \hat{b}_-^*, \hat{p}_-^*)$  are easily obtained thanks to proposition 6.2:

$$(114) \quad \hat{a}_{\pm}^* = \hat{a}_{\pm} \mp 2\theta^*, \quad \hat{b}_{\pm}^* = \hat{b}_{\pm} \quad \text{and} \quad \hat{p}_{\pm}^* = \hat{p}_{\pm}.$$

**7.2. Calibration on S&P data.** We apply the calibration methodology described in subsection 7.1 to daily close prices of the S&P500 index, for a 2 years trading period (2021-01-01 to 2024-01-01) with  $\delta = 1$  (daily returns). To avoid considering outliers, we remove the 1% highest and lowest log-returns from our dataset. The obtained parameters for the daily BGIG distributions

are:

$$(115) \quad \begin{cases} \hat{a}_+ = 5.58753 \times 10^2, \\ \hat{b}_+ = 4.43139 \times 10^{-2}, \\ \hat{p}_+ = 2.53084 \times 10^0, \\ \hat{a}_- = 4.39902 \times 10^2, \\ \hat{b}_- = 2.42973 \times 10^{-2}, \\ \hat{p}_- = 2.26669 \times 10^0. \end{cases}$$

In Figure 5, we display in a same graph the histograms of the log-returns of S&P 500 index as well as the calibrated density. The corresponding moments and the calibration errors are given in table 1. Lets us observe that the kurtosis is strictly bigger than 3, confirming the presence of fat tails, and that the distribution is skewed to the left (negative third moment), indicating a prevalence of downward moves over upward ones.

Moments Estimation and Errors				
	Moments		Errors	
Order	Empirical	Estimated	Absolute	Percentage
1	1.38234e-04	1.38194e-04	4.02246e-08	2.91074e-04
2	9.29722e-05	9.29885e-05	1.62870e-08	1.75151e-04
3	-2.46379e-01	-2.46271e-01	1.07698e-04	4.37315e-04
4	3.16266e+00	3.16231e+00	3.58132e-04	1.13250e-04

TABLE 1. Estimated and empirical moments (up to order 4), and the associated errors.

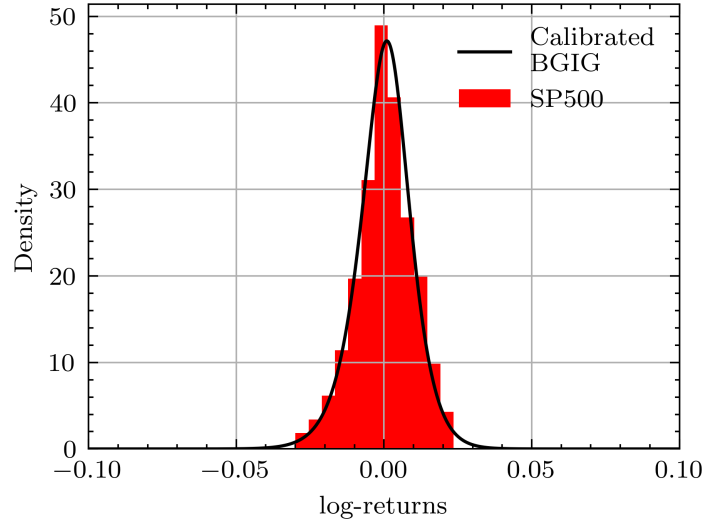


FIGURE 5. Historical log-returns of the S&P 500 index and the calibrated BGIG density (parameters from (115)).

**7.3. Option pricing.** Let us terminate by pricing some financial instruments using the calibration results from section 7.2. We solve the Esscher equation (99) numerically and we find

$$(116) \quad \theta^* = -1.98436$$

and, using (115) and (114), we immediately deduce the risk-neutral parameters. We can then price European call and put options with either Monte-Carlo (105) or Lewis-Lipton (107) methods. Results can be found in Table 2, for different strike prices (from deep out-of-the money to deep in-the-money configurations) and a maturity of one year (252 trading days).

European Option Prices				
Option	Call		Put	
$K$	Lewis-Lipton	Monte-Carlo	Lewis-Lipton	Monte-Carlo
$0.5 \times S_0$	5.00000e-01	5.00098e-01	9.25269e-08	4.00395e-07
$0.8 \times S_0$	2.04505e-01	2.04489e-01	4.50541e-03	4.61485e-03
$1 \times S_0$	6.10931e-02	6.10825e-02	6.10931e-02	6.10295e-02
$1.2 \times S_0$	9.52017e-03	9.45246e-03	2.09520e-01	2.08716e-01
$1.5 \times S_0$	2.25386e-04	2.40956e-04	5.00225e-01	5.00270e-01

TABLE 2. Prices of European calls/puts with  $S_0 = 1$ ,  $T = 252$  days,  $r = 0\%$ , and  $n = 50\,000$  paths for the Monte-Carlo (MC) method. MC prices are more accurate for put options since the payoff is bounded.

## 8. CONCLUSION

We have introduced and studied BGIG distributions and processes. These distributions, constructed by convolution of GIG random variables, are proved to be smooth, real-analytic on  $\mathbb{R} \setminus \{0\}$  and unimodal. Since they are also infinitely divisible, they generate associated Lévy processes, that we have shown have finite variations, infinite activity and a Blumenthal-Gettoor index of  $1/2$ . With the help of known algorithms, these processes can also be efficiently simulated. Moreover they are stable under Esscher transform, which makes them suitable for financial modeling and option pricing.

As an application of this theory, we have defined a stock market model based on exponential BGIG processes and provided a calibration methodology relying on the asymptotics for extrema of BGIG distributions and on the method of moments; we have tested this methodology over historical stock market returns, and, combined with the estimation of the Esscher parameter, we have applied the model to the pricing of S&P 500 index options via Monte-Carlo and Fourier based methods.

Future work should include calibration of the model over option data, investigation of the BGIG implied volatility smile and comparison with the market smile, and pricing of various generations of exotic options using state-of-the-art pricing techniques. The existence of a closed or a semi-closed (e.g. via series expansion) pricing formula for European-style options would also be an interesting question to address.

## 9. ACKNOWLEDGEMENT

We thank Iosif Pinelis for his help proving proposition 4.7.

## REFERENCES

- [1] M. Abramowitz and I. Stegun. *Handbook of Mathematical Functions*. Dover Publications, Mineola, NY, 1972.
- [2] J. Ph. Aguilar. Some pricing tools for the Variance Gamma model. *International Journal of Theoretical and Applied Finance*, 23(4):2050025, 2020.
- [3] J. Ph. Aguilar and J. L. Kirkby. Robust and nearly exact option pricing with bilateral Gamma processes. *The Journal of Derivatives*, 30(1):8–31, 2022.
- [4] J. Ph. Aguilar and J. L. Kirkby. Closed form option pricing for exponential Lévy models: a residue approach. *Quantitative Finance*, 23(2):251–278, 2023.
- [5] A. Baricz, T. Pogány, S. Ponnusamy, and I. Rudas. Bounds for Jaeger integrals. *Journal of Mathematical Chemistry*, 53, 2015.
- [6] O. E. Barndorff-Nielsen. Exponentially decreasing distributions for the logarithm of particle size. *Proceedings of the Royal Society of London*, 353:401–419, 1977.
- [7] O. E. Barndorff-Nielsen. Normal inverse Gaussian distributions and stochastic volatility models. *Scandinavian Journal of Statistics*, 24(1):1–133, 1997.
- [8] O. E. Barndorff-Nielsen, T. Mikosch, and Resnick S.I. *Lévy Processes: Theory and Applications*. Birkhäuser Boston, 2001.
- [9] O. E. Barndorff-Nielsen and N. Shephard. Non-Gaussian Ornstein-Uhlenbeck-based models and some of their uses in financial economics. *J. R. Stat. Soc. Ser. B Stat. Methodol.*, 63(2):167–241, 2001.

- [10] O.E. Barndorff-Nielsen and C. Halgreen. Infinite divisibility of the hyperbolic and generalized inverse gaussian distributions. *Zeitschrift für Wahrscheinlichkeitstheorie und verwandte Gebiete*, 38(4):309–311, 1977.
- [11] F. Black and M. Scholes. The pricing of options and corporate liabilities. *Journal of Political Economy*, 81(3):637–654, 1973.
- [12] R. M. Blumenthal and R. K. Gettoor. Sample functions of stochastic processes with stationary independent increments. *Journal of Mathematics and Mechanics*, 10(3):493–516, 1961.
- [13] S. I. Boyarchenko and S. Z. Levendorskii. Option pricing for truncated Lévy processes. *International Journal of Theoretical and Applied Finance*, 3(3):549–552, 2000.
- [14] S. I. Boyarchenko and S. Z. Levendorskii. *Non-Gaussian Merton-Black-Scholes Theory*. World Scientific Publishing Co., River Edge, NJ, 2002.
- [15] P. Carr, H. Geman, D. Madan, and M. Yor. The fine structure of asset returns: An empirical investigation. *The Journal of Business*, 75:305–332, 2002.
- [16] P. Carr, H. Geman, D. Madan, and M. Yor. The fine structure of asset returns: An empirical investigation. *Journal of Business*, 75(2):305–332, 2002.
- [17] R. Cont and P. Tankov. *Financial Modelling with Jump Processes*. Chapman & Hall, New York, 2004.
- [18] *NIST Digital Library of Mathematical Functions*, 2024. F. W. J. Olver, A. B. Olde Daalhuis, D. W. Lozier, B. I. Schneider, R. F. Boisvert, C. W. Clark, B. R. Miller, B. V. Saunders, H. S. Cohl, and M. A. McClain, eds.
- [19] E. Eberlein and E.-A. v. Hammerstein. Generalized hyperbolic and inverse Gaussian distributions: limiting cases and approximation of processes. *Progress in Probability*, 58:221–264, 2004.
- [20] E. Eberlein and J. Kallsen. *Mathematical Finance*. Springer Cham, Switzerland, 2019.
- [21] E. Eberlein and K. Prause. *The Generalized Hyperbolic Model: Financial Derivatives and Risk Measures*. In: Geman, H., Madan, D., Pliska, S.R., Vorst, T. (eds) *Mathematical Finance — Bachelier Congress 2000*. Springer, Berlin, Heidelberg, 2002.
- [22] F. Fang and C. W. Oosterlee. A novel pricing method for European options based on Fourier-cosine series expansions. *SIAM Journal on Scientific Computing*, 31(2):826–848, 2009.
- [23] P. Flajolet, X. Gourdon, and P. Dumas. Mellin transforms and asymptotics: Harmonic sums. *Theoretical Computer Science*, 144:3–58, 1995.
- [24] P. Freitas. Sharp bounds for the modulus and phase of Hankel functions with applications to Jaeger integrals. *Mathematics of Computation*, 87(309):289–308, 2018.
- [25] H. U. Gerber and E. S. W. Shiu. Option pricing by Esscher transforms. *Insurance Mathematics & Economics*, 3:287, 1995.
- [26] P. Glasserman. *Monte Carlo Methods in Financial Engineering*. Springer New York, NY, 2003.
- [27] S.J. Godsill and Y. Kindap. Point process simulation of generalised inverse Gaussian processes and estimation of the Jaeger integral. *Statistics and Computing*, 32:13, 2022.
- [28] L. Hörmander. *The Analysis of Linear Partial Differential Operators I: Distribution Theory and Fourier Analysis*. Springer Berlin, Heidelberg, 2003.
- [29] J.C. Jaeger and M. Clarke. A short table of  $I(O, I; x)$ . *Proc. R. Soc. Edinburgh A*, 61:229–230, 1942.
- [30] B. Jorgensen. *Statistical Properties of the Generalized Inverse Gaussian Distribution*. Lecture Notes in Statistics. Springer New York, 2012.
- [31] J.L. Kirkby. Efficient option pricing by frame duality with the fast Fourier transform. *SIAM Journal on Financial Mathematics*, 6(1):713–747, 2015.
- [32] I. T. Koponen. Analytic approach to the problem of convergence of truncated Lévy flights towards the Gaussian stochastic process. *Physical review. E, Statistical physics, plasmas, fluids, and related interdisciplinary topics*, 52 1:1197–1199, 1995.
- [33] S. G. Krantz and H. R. Parks. *A Primer of Real Analytic Functions*. Birkhäuser Boston, MA, 2002.
- [34] U. Küchler and S. Tappe. Option pricing in bilateral Gamma stock models. *Statistics & Decisions*, 27(4):281–307, 2009.
- [35] U. Küchler and S. Tappe. Tempered stable distributions and processes. *Stochastic Processes and their Applications*, 123(12):4256–4293, 2013.
- [36] U. Küchler and S. Tappe. Bilateral Gamma distributions and processes in financial mathematics. *Stochastic Processes and their Applications*, 118(2):261–283, 2008.
- [37] U. Küchler and S. Tappe. On the shapes of bilateral Gamma densities. *Statistics & Probability Letters*, 78(15):2478–2484, 2008.
- [38] A.L. Lewis. A simple option formula for general jump-diffusion and other exponential Lévy processes. *Available at SSRN: <https://ssrn.com/abstract=282110>*, 2001.
- [39] R. Lord, F. Fang, F. Bervoets, and C.W. Oosterlee. A fast and accurate FFT-based method for pricing early-exercise options under Lévy processes. *SIAM J. Sci. Comput.*, 10:1678–1705, 2008.
- [40] Y. L. Luke. *Integrals of Bessel functions*. Dover Publications, Mineola, NY, 2014.
- [41] D. Madan, P. Carr, and E. Chang. The Variance Gamma process and option pricing. *European Finance Review*, 2:79–105, 1998.
- [42] D. Madan and E. Seneta. The Variance Gamma (VG) model for share market returns. *The Journal of Business*, 63:511–24, 1990.



- [43] R. N. Mantegna and H. E. Stanley. Stochastic process with ultraslow convergence to a Gaussian: The truncated Lévy flight. *Phys. Rev. Lett.*, 73:2946–2949, 1994.
- [44] K. I. Satō. *Lévy Processes and Infinitely Divisible Distributions*. Cambridge studies in advanced mathematics. Cambridge University Press, 1999.
- [45] K. I. Satō and M. Yamazato. On distribution functions of class L. *Zeitschrift für Wahrscheinlichkeitstheorie und Verwandte Gebiete*, 43:273–308, 1978.
- [46] W. Schoutens. *Lévy processes in finance: pricing financial derivatives*. John Wiley & Sons, Hoboken, NJ, 2003.
- [47] M. Zhang, M. Revie, and J. Quigley. Saddlepoint approximation for the generalized inverse gaussian lévy process. *Journal of Computational and Applied Mathematics*, 411:114275, 2022.