

Beamforming Design for Secure MC-NOMA Empowered ISAC Systems with an Active Eve

Zhongqing Wu*, Xuehua Li*, Yuanxin Cai*, Weijie Yuan†

*Key Laboratory of Information and Communication Systems, Ministry of Information Industry, Beijing Information Science and Technology University, Beijing, China

†Department of Electrical and Electronic Engineering,

Southern University of Science and Technology, Shenzhen, China

Email: {zhongqing.wu, lixuehua, cai_yuanxin}@bistu.edu.cn, yuanwj@sustech.edu.cn

Abstract—As the integrated sensing and communication (ISAC) technology emerges as a promising component of sixth-generation (6G), the study of its physical layer security has become a key concern for researchers. Specifically, in this work, we focus on the security issues over a multi-carrier (MC)-non-orthogonal multiple access (NOMA) assisted ISAC system, considering imperfect channel state information (CSI) of an active Eve and graded confidentiality demands for users. To this end, the subcarrier allocation, the information, and artificial noise beamforming are designed to maximize the minimum communication rate, while ensuring diverse confidentiality and sensing performance demands. An effective security strategy is devised via the Lagrangian dual transformation and successive convex approximation methods. Simulations confirm the validity and robustness of the proposed scheme in terms of the security performance.

Index Terms—MC-NOMA, ISAC, Secure Beamforming, Active Eve.

I. INTRODUCTION

Due to the enhanced spectrum utilization, reduced hardware cost and signalling overhead of the integrated sensing and communication (ISAC), it has been regarded as a foreseeable technique for sixth-generation (6G) mobile networks [1]–[3]. Nevertheless, the shared nature of ISAC also makes the confidential signals more susceptible to untrusted targets (also known as Eves) [4]. Recently, reliable ISAC has received growing research interest. For instance, the authors in [5] proposed a joint secure transmit beamforming design to minimize the maximum eavesdropping SINR and ensure reliable communication in ISAC systems. Moreover, in [6], the artificial noise (AN) and information beamforming vector are jointly designed to maximize the sum secrecy rate (SSR) based on variable-length snapshots. However, previous works mostly considered the passive eavesdropping threat from the Eve [5]–[8], while overlooking the malicious jamming attacks from an active Eve, thereby compromising the reliability and security.

Meanwhile, non-orthogonal multiple access (NOMA) has been integrated into the ISAC systems to accommodate more users and enhance resource utilization. To guarantee security

for NOMA users, the authors of [9] performed legitimate users’ throughput maximization design via cooperative radar jamming. However, user fairness over the data rate is neglected in this work. In [10], the SSR of users is maximized by providing secure precoding under perfect and imperfect channel state information (CSI) of Eve. Yet, the above studies only consider a single subcarrier, which fails to fully exploit the benefits of NOMA in ISAC systems. Furthermore, despite the effective security solutions in existing research, there is still a notable lack of studies on graded security protection, which is an urgent need in practical multi-user ISAC applications.

In this paper, a multi-carrier (MC)-NOMA empowered ISAC system is investigated to maximize the minimum communication rate, different from [9], which ignores the user-fairness, ensuring users’ graded security needs and basic sensing performance. We propose an SCA-based iterative algorithm to jointly optimize the secure beamforming and subcarrier scheduling. The effectiveness and superiority of the algorithm are validated in the simulation results.

II. SYSTEM MODEL

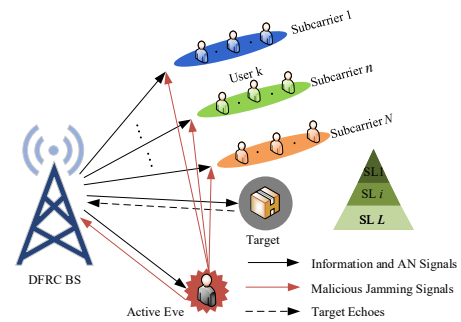


Fig. 1. The considered MC-NOMA empowered ISAC system.

We consider an MC-NOMA-enabled ISAC system as shown in Fig. 1, where a dual-functional radar communications (DFRC) base station (BS), equipped with uniform linear arrays (ULAs) of V antennas, serves K single-antenna users with the help of NOMA, denoted by $\mathcal{K} = \{1, \dots, k, \dots, K\}$. We consider a point-like target of interest and an active Eve in the system. We assume that the active Eve is equipped with M ULA antennas. The malicious jamming signals from the active Eve

This work was supported by the Beijing Natural Science Foundation under Grant L222004 and the Young Backbone Teacher Support Plan of Beijing Information Science & Technology University under Grant YBT 202419.

can be represented as $\mathbf{x}_E = \sqrt{P_E} \mathbf{x}_{se} \in \mathbb{C}^{M \times 1}$, where P_E and $\mathbf{x}_{se} \sim \mathcal{CN}(\mathbf{0}, \mathbf{I}_M)$ denote the maximum transmit power and launched signals at the active Eve, respectively. Note that we consider L security levels (SLs) for communication users in this work, where different confidentiality requirements are pre-defined for specific applications. Besides, a wideband system is considered in this paper, which is divided into N orthogonal subcarriers with each bandwidth B . We introduce a user scheduling variable $s_{n,k} \in \{0, 1\}$, $n \in \mathcal{N} \triangleq \{1, \dots, n, \dots, N\}$, $k \in \mathcal{K}$ to denote that user k is grouped to the subcarrier n when $s_{n,k} = 1$ and $s_{n,k} = 0$ otherwise. Besides, we assume that at most K_N users are allocated to each subcarrier as a cluster. Note that BS knows the perfect CSI of all communication users and the approximate sensing range of the target while considering imperfect CSI for the Eve, which is widely adopted in related works [11], [12].

A. Signal Model

To guarantee secure communication, the AN is superimposed into the information-bearing DFRC signals. Therefore, the signals transmitted from BS on subcarrier n is given by

$$\mathbf{x}_n = \sum_{k=1}^K s_{n,k} \mathbf{w}_{n,k} c_{n,k} + \mathbf{v}_n z, \quad (1)$$

where $\mathbf{w}_{n,k} \in \mathbb{C}^{V \times 1}$ denotes the beamforming vector for the user k on subcarrier n and $c_{n,k}$ is the corresponding information symbol, with $|c_{n,k}|^2 = 1$, $\mathbb{E}\{c_{n,j} c_{n,k}^T\} = 0$, $j \neq k$. Note that $\mathbf{v}_n \in \mathbb{C}^{V \times 1}$ denotes the AN beamforming vector on subcarrier n and $z \sim \mathcal{CN}(0, 1)$ is the random AN symbol with unit power $|z|^2 = 1$ and $\mathbb{E}\{c_{n,k} z^T\} = 0$.

B. Communication Model

The received signals at user k and the active Eve on subcarrier n can be expressed as

$$y_{n,k} = \mathbf{h}_{n,k}^H \mathbf{x}_n + (\mathbf{h}_{n,k}^E)^H \mathbf{x}_E + n_{n,k}, \quad \text{and} \quad (2)$$

$$\mathbf{y}_n^E = (\mathbf{H}_n^{BE})^H \mathbf{x}_n + \mathbf{n}_E, \quad (3)$$

respectively, where $\mathbf{h}_{n,k} \in \mathbb{C}^{V \times 1}$ denotes the channel from the BS to user k on subcarrier n , which is modeled as Rayleigh fading in this work. In addition, we assume that the rough channel estimation of the active Eve, i.e., $\hat{\mathbf{H}}_n^{BE}$ and $\hat{\mathbf{h}}_{n,k}^E$, can be obtained via the application of cognitive paradigms as in [13]. In light of this, the channels from BS to the active Eve $\mathbf{H}_n^{BE} \in \mathbb{C}^{V \times M}$, as well as from the active Eve to user k , $\mathbf{h}_{n,k}^E \in \mathbb{C}^{M \times 1}$ can be modelled by

$$\mathbf{H}_n^{BE} = \hat{\mathbf{H}}_n^{BE} + \Delta \mathbf{H}_n^{BE}, \quad (4)$$

$$\mathbf{h}_{n,k}^E = \hat{\mathbf{h}}_{n,k}^E + \Delta \mathbf{h}_{n,k}^E, \quad (5)$$

where $\Omega_n^{BE} \triangleq \{\Delta \mathbf{H}_n^{BE} \in \mathbb{C}^{V \times M} : \|\Delta \mathbf{H}_n^{BE}\|_F \leq \varepsilon_n^{BE}\}$ and $\Omega_{n,k}^E \triangleq \{\Delta \mathbf{h}_{n,k}^E \in \mathbb{C}^{M \times 1} : \|\Delta \mathbf{h}_{n,k}^E\|_2 \leq \varepsilon_{n,k}^E\}$ denote all the possible channel estimation errors in the continuous sets, respectively, where the constants ε_n^{BE} and $\varepsilon_{n,k}^E$ denote the maximum CSI estimation error value for the corresponding channel, respectively. Besides, $n_{n,k} \sim \mathcal{CN}(0, \sigma_{n,k}^2)$

and $\mathbf{n}_E \sim \mathcal{CN}(\mathbf{0}, \sigma_E^2 \mathbf{I}_M)$ represent the additive white Gaussian noise (AWGN) of k and the active Eve, respectively.

Without loss of generality, we assume that the successive interference cancellation (SIC) process can be conducted successfully as user k received the signal $y_{n,k}$. Specifically, the user k first decodes and removes the signals from the weaker users, and then regards the multi-user interference (MUI) from the stronger users as noise. Accordingly, we yield the signal-to-interference-plus-noise ratio (SINR) for the user k on subcarrier n [14]

$$\text{SINR}_{n,k} = \frac{s_{n,k} |\mathbf{h}_{n,k}^H \mathbf{w}_{n,k}|^2}{\text{MUI}_{n,k} + |(\mathbf{h}_{n,k}^E)^H \mathbf{x}_E|^2 + |\mathbf{h}_{n,k}^H \mathbf{v}_n|^2 + \sigma_{n,k}^2}, \quad (6)$$

where $\text{MUI}_{n,k} = \sum_{\|\mathbf{h}_{n,j}\|^2 > \|\mathbf{h}_{n,k}\|^2} s_{n,j} |\mathbf{h}_{n,k}^H \mathbf{w}_{n,j}|^2$. Thus, the achievable rate for user k can be given by

$$R_k = \sum_{n=1}^N \log_2(1 + \text{SINR}_{n,k}), \quad \forall k. \quad (7)$$

Without loss of generality, we assume that the active Eve is capable of eliminating the multi-user interference via perfect SIC, drawing the theoretical lower bound of the secrecy performance for our considered system. Thus, the leakage SINR for user k on subcarrier n can be expressed as

$$\text{SINR}_{n,k}^E = \frac{s_{n,k} \|(\mathbf{H}_n^{BE})^H \mathbf{w}_{n,k}\|^2}{\|(\mathbf{H}_n^{BE})^H \mathbf{v}_n\|^2 + \sigma_E^2}, \quad (8)$$

thus yielding the corresponding leakage rate of the user k

$$R_k^E = \sum_{n=1}^N \log_2(1 + \text{SINR}_{n,k}^E). \quad (9)$$

C. Sensing Model

To begin with, the received echos expression at the BS on subcarrier n , $\mathbf{y}_n^R \in \mathbb{C}^{V \times 1}$, can be derived by

$$\mathbf{y}_n^R = \beta_t \mathbf{H}_n^{BT} \mathbf{x}_n + \mathbf{H}_n^{BE} \mathbf{x}_E + \mathbf{n}_r, \quad (10)$$

where $\mathbf{H}_n^{BT} = \mathbf{h}_n^{BT} (\mathbf{h}_n^{BT})^H \in \mathbb{C}^{V \times V}$, and $\mathbf{h}_n^{BT} \in \mathbb{C}^{V \times 1}$ denotes the channel from BS to the target on subcarrier n , which is modeled as Rayleigh fading. Note that β_t denotes the reflection coefficient based on the target cross-section. Besides, $\mathbf{n}_r \sim \mathcal{CN}(0, \sigma_r^2 \mathbf{I}_V)$ represents the corresponding AWGN, with the noise power σ_r^2 . Therefore, we yield the interference-plus-noise covariance matrix on subcarrier n as following

$$\begin{aligned} \mathcal{R}_n &= \mathbf{H}_n^{BE} \mathbb{E}\{\mathbf{x}_E \mathbf{x}_E^H\} (\mathbf{H}_n^{BE})^H + \sigma_r^2 \mathbf{I}_V \in \mathbb{C}^{V \times V} \\ &= P_E \mathbf{H}_n^{BE} (\mathbf{H}_n^{BE})^H + \sigma_r^2 \mathbf{I}_V. \end{aligned} \quad (11)$$

In terms of the target sensing, one of the main tasks is to estimate the direction-of-arrival (DOA) for target, i.e., θ_t . Moreover, Cramér-Rao bound (CRB) is adopted to evaluate our parameter estimation performance, which characterizes the

lower bound for the mean square error. Similar to [15], the CRB related to θ_t for the BS can be formulated as

$$\begin{aligned} \text{CRB}(\theta_t) &= \sum_{n=1}^N \frac{1}{2\Re\left\{\text{Tr}\left[\frac{\partial(\beta_t \mathbf{H}_n^{BT} \mathbf{x}_n)^H}{\partial \theta_t} \mathbf{R}_n^{-1} \frac{\partial(\beta_t \mathbf{H}_n^{BT} \mathbf{x}_n)}{\partial \theta_t}\right]\right\}} \\ &= \sum_{n=1}^N \frac{1}{2|\beta_t|^2} (\text{Tr}[\mathbf{x}_n^H (\dot{\mathbf{H}}_n^{BT})^H \mathbf{R}_n^{-1} \dot{\mathbf{H}}_n^{BT} \mathbf{x}_n])^{-1}, \end{aligned} \quad (12)$$

where $\dot{\mathbf{H}}_n^{BT} = \dot{\mathbf{h}}_n^{BT} (\mathbf{h}_n^{BT})^H + \mathbf{h}_n^{BT} (\dot{\mathbf{h}}_n^{BT})^H$ and $\dot{\mathbf{h}}_n^{BT} = \frac{\partial \mathbf{h}_n^{BT}}{\partial \theta_t}$.

III. PROBLEM FORMULATION

We aim to jointly design the subcarrier scheduling and the secure beamforming to maximize the minimum communication rate, while guaranteeing the graded security sensing needs under imperfect CSI of the active Eve. Therefore, the joint subcarrier allocation and beamforming design for the considered system can be formulated as

$$\text{maximize} \min_{s_{n,k}, \mathbf{w}_{n,k}, \mathbf{v}_n} R_k \quad (13)$$

$$\text{s.t. C1: } s_{n,k} \in \{0, 1\}, \forall n, k, \quad \text{C2: } 2 \leq \sum_{k=1}^K s_{n,k} \leq K_N, \forall n,$$

$$\text{C3: } 0 \leq \sum_{n=1}^N \left(\sum_{k=1}^K s_{n,k} \|\mathbf{w}_{n,k}\|^2 + \|\mathbf{v}_n\|^2 \right) \leq P_{BS}^{\max},$$

$$\text{C4: } \min_{\Omega_{n,k}^E} R_k \geq R_{\min}, \forall k,$$

$$\text{C5: } \max_{\Omega_{n,k}^{EE}} R_k^E \leq R_{\text{leakage}}^i, \forall k, \forall i \in \{1, \dots, L\},$$

$$\text{C6: } \max_{\Omega_{n,k}^{EE}} \text{CRB}(\theta_t) \leq \Gamma_{\text{CRB}},$$

where the binary constraint for the subcarrier scheduling variable is given by C1. C2 denotes that at most K_N users are assigned to the same subcarrier. Besides, the maximum transmit power of the BS is denoted by P_{BS}^{\max} in C3. C4 guarantees the fundamental communication performance for each user under imperfect CSI of the active Eve. More remarkably, different threshold values of the maximum tolerable leakage rates are defined in C5, to cater for various confidentiality needs. Moreover, the maximum tolerated distortion at the BS, Γ_{CRB} , is defined in C6 to ensure the parameter estimation accuracy of the target.

IV. PROBLEM SOLUTION

To facilitate our design, we first define $\mathbf{W}_{n,k} = \mathbf{w}_{n,k} \mathbf{w}_{n,k}^H \in \mathbb{H}^V$, $\mathbf{V}_n = \mathbf{v}_n \mathbf{v}_n^H \in \mathbb{H}^V$, and $\mathbf{H}_{n,k} = \mathbf{h}_{n,k} \mathbf{h}_{n,k}^H \in \mathbb{H}^V$, so that the SINR expressions in (6) and (8) can be recast as

$$\text{SINR}_{n,k} = \frac{s_{n,k} \text{Tr}(\mathbf{H}_{n,k} \mathbf{W}_{n,k})}{\text{MUI}_{n,k} + \left| (\mathbf{h}_{n,k}^E)^H \mathbf{x}_E \right|^2 + \text{Tr}(\mathbf{H}_{n,k} \mathbf{V}_n) + \sigma_{n,k}^2}, \quad (14)$$

$$\text{SINR}_{n,k}^E = \frac{s_{n,k} \text{Tr}(\mathbf{H}_n^{BE} (\mathbf{H}_n^{BE})^H \mathbf{W}_{n,k})}{\text{Tr}(\mathbf{H}_n^{BE} (\mathbf{H}_n^{BE})^H \mathbf{V}_n) + \sigma_E^2}, \forall n, k, \text{ respectively,} \quad (15)$$

$$\text{where } \text{MUI}_{n,k} = \sum_{\|\mathbf{h}_{n,j}\|^2 > \|\mathbf{h}_{n,k}\|^2} s_{n,j} \text{Tr}(\mathbf{H}_{n,k} \mathbf{W}_{n,j}).$$

In the sequel, note that the variables $s_{n,k}$ and $\mathbf{W}_{n,k}$ are tightly coupled. To tackle this issue, we introduce an auxiliary variable $\bar{\mathbf{W}}_{n,k} = s_{n,k} \mathbf{W}_{n,k}$ to decouple these variables via adopting the Big-M formulation [16]

$$\text{C7a: } \bar{\mathbf{W}}_{n,k} \preceq s_{n,k} P_{BS}^{\max} \mathbf{I}_V, \forall n, k, \quad (16)$$

$$\text{C7b: } \bar{\mathbf{W}}_{n,k} \succeq \mathbf{W}_{n,k} - (1 - s_{n,k}) P_{BS}^{\max} \mathbf{I}_V, \forall n, k, \quad (17)$$

$$\text{C7c: } \bar{\mathbf{W}}_{n,k} \preceq \mathbf{W}_{n,k}, \forall n, k, \quad \text{C7d: } \bar{\mathbf{W}}_{n,k} \succeq \mathbf{0}, \forall n, k, \quad (18)$$

Then, through several mathematical transformations, the constraints C4 and C5 can be equivalently converted into the following manageable forms

$$\bar{\text{C4}}: \min_{\Omega_{n,k}^E} \bar{R}_k = \min_{\Omega_{n,k}^E} \sum_{n=1}^N \log_2(1 + \overline{\text{SINR}}_{n,k}) \geq R_{\min}, \forall k, \text{ and} \quad (19)$$

$$\bar{\text{C5}}: \max_{\Omega_{n,k}^{EE}} \sum_{n=1}^N \log_2(1 + \overline{\text{SINR}}_{n,k}^E) \leq R_{\text{leakage}}^i, \forall k, \forall i, \quad (20)$$

respectively, where

$$\overline{\text{SINR}}_{n,k} = \frac{\text{Tr}(\mathbf{H}_{n,k} \bar{\mathbf{W}}_{n,k})}{\text{MUI}_{n,k} + \left| (\mathbf{h}_{n,k}^E)^H \mathbf{x}_E \right|^2 + \text{Tr}(\mathbf{H}_{n,k} \mathbf{V}_n) + \sigma_{n,k}^2}, \quad (21)$$

$$\overline{\text{SINR}}_{n,k}^E = \frac{\text{Tr}(\mathbf{H}_n^{BE} (\mathbf{H}_n^{BE})^H \bar{\mathbf{W}}_{n,k})}{\text{Tr}(\mathbf{H}_n^{BE} (\mathbf{H}_n^{BE})^H \mathbf{V}_n) + \sigma_E^2} = \frac{\xi_{n,k}^c}{\xi_{n,k}^d}, \quad (22)$$

$$\text{where } \text{MUI}_{n,k} = \sum_{\|\mathbf{h}_{n,j}\|^2 > \|\mathbf{h}_{n,k}\|^2} \text{Tr}(\mathbf{H}_{n,k} \bar{\mathbf{W}}_{n,j}).$$

Therefore, the problem in (13) can be reformulated as

$$\text{maximize} \min_{s_{n,k}, \mathbf{w}_{n,k}, \bar{\mathbf{W}}_{n,k}, \mathbf{v}_n, \mathbf{z}_n} \bar{R}_k \quad (23)$$

s.t. C1, C2, $\bar{\text{C4}}$, $\bar{\text{C5}}$, C7a – C7d,

$$\bar{\text{C3}}: 0 \leq \sum_{n=1}^N \left(\sum_{k=1}^K \text{Tr}(\bar{\mathbf{W}}_{n,k}) + \text{Tr}(\mathbf{V}_n) \right) \leq P_{BS}^{\max},$$

$$\bar{\text{C6}}: \min_{\Omega_{n,k}^{EE}} \sum_{n=1}^N \text{Tr}[\mathbf{z}_n^H (\dot{\mathbf{H}}_n^{BT})^H \mathbf{R}_n^{-1} \dot{\mathbf{H}}_n^{BT} \mathbf{z}_n] \geq \frac{1}{2|\beta_t|^2 \Gamma_{\text{CRB}}},$$

$$\text{C8: } \mathbf{W}_{n,k} \succeq \mathbf{0}, \forall n, k, \quad \text{C9: } \mathbf{V}_n \succeq \mathbf{0}, \forall n,$$

$$\text{C10: } \text{rank}(\mathbf{W}_{n,k}) \leq 1, \forall n, k, \quad \text{C11: } \text{rank}(\mathbf{V}_n) \leq 1, \forall n,$$

$$\text{C12: } \sum_{n=1}^N \|\mathbf{z}_n\|^2 \leq \sum_{n=1}^N \left(\sum_{k=1}^K \text{Tr}(\bar{\mathbf{W}}_{n,k}) + \text{Tr}(\mathbf{V}_n) \right),$$

where the variable \mathbf{z}_n is introduced to facilitate the handling of constraint C6.

In the sequel, a suboptimal scheme with low computational complexity is devised for problem optimisation in (23). To begin with, we first transform the constraint C1 into its equivalent formula

$$\text{C1a: } 0 \leq s_{n,k} \leq 1, \forall n, k, \quad \text{C1b: } \sum_{n=1}^N \sum_{k=1}^K s_{n,k} - s_{n,k}^2 \leq 0. \quad (24)$$

However, a reverse convex function is introduced in C1b. To tackle this, we incorporate the constraint C1b into the objective function in the form of a penalty term as $\min_{k \in \mathcal{K}} \bar{R}_k - \sum_{n=1}^N \sum_{k=1}^K \rho(s_{n,k} - s_{n,k}^2)$, where the parameter $\rho \gg 1$ serves as a penalty coefficient.

Next, note that the non-convexity inherent in the left-hand side (LHS) of constraints $\bar{C4}$ and $\bar{C5}$ poses a significant challenge to the resolution of (23). To tackle this, we resort to the Lagrangian dual transformation [17], so that we can convert the LHS in $\bar{C4}$ and $\bar{C5}$ into more tractable forms as

$$\begin{aligned} \bar{C4} : \min_{\Omega_{n,k}^E} \sum_{n=1}^N & (\log_2(1 + \alpha_{n,k}) - \alpha_{n,k} + \frac{(1 + \alpha_{n,k}) \overline{\text{SINR}}_{n,k}}{1 + \text{SINR}_{n,k}}) \\ & = \min_{\Omega_{n,k}^E} \bar{R}_k \geq R_{\min}, \forall k, \end{aligned} \quad (25)$$

$$\begin{aligned} \bar{C5} : \max_{\Omega_{n,k}^{BE}} \sum_{n=1}^N & (\log_2(1 + \gamma_{n,k}) - \gamma_{n,k} + \frac{(1 + \gamma_{n,k}) \overline{\text{SINR}}_{n,k}^E}{\text{SINR}_{n,k}^E}) \\ & \leq R_{\text{leakage}}^i, \forall k, \forall i \end{aligned} \quad (26)$$

where $\alpha_{n,k}$ and $\gamma_{n,k}$ refer to the introduced auxiliary variables. Then, the problem (23) can be transformed as

$$\begin{aligned} & \text{maximize}_{s_{n,k}, \mathbf{W}_{n,k}, \bar{\mathbf{W}}_{n,k}, \mathbf{V}_n, \alpha_{n,k}, \gamma_{n,k}, z_n} \min_{k \in \mathcal{K}} \bar{R}_k - \sum_{n=1}^N \sum_{k=1}^K \rho(s_{n,k} - s_{n,k}^2) \\ & \text{s.t. C1a, C2, } \bar{\text{C3a}}, \bar{\text{C3}}, \bar{\text{C4}}, \bar{\text{C5}}, \bar{\text{C6}}, \text{C7a} - \text{C7d, C8} - \text{C12.} \end{aligned} \quad (27)$$

Note that the auxiliary variables $\alpha_{n,k}$, $\gamma_{n,k}$ are exclusively present in constraints $\bar{C4}$ and $\bar{C5}$, respectively. In light of this, we intend to iteratively optimize all the variables and derive the optimal solution of the above auxiliary variables by leveraging the special structure of the problem. Specifically, with given feasible points $\bar{\mathbf{W}}_{n,k}^j$ and \mathbf{V}_n^j in the j -th iteration, the optimal solutions for $\alpha_{n,k}$, and $\gamma_{n,k}$ can be obtained by setting the derivatives of the LHS in $\bar{C4}$ and $\bar{C5}$ with respect to (w.r.t) $\alpha_{n,k}$ and $\gamma_{n,k}$, respectively, to zero. Thus we have

$$\alpha_{n,k}^* = \overline{\text{SINR}}_{n,k}, \forall n, k, \quad \gamma_{n,k}^* = \overline{\text{SINR}}_{n,k}^E, \forall n, k. \quad (28)$$

Then, to handle the challenging issues caused by the fractional terms in (25) and (26), we employ the quadratic transform to recast the constraints $\bar{C4}$ and $\bar{C5}$ into

$$\begin{aligned} \widetilde{\text{C4}} : \min_{\Omega_{n,k}^E} \tilde{R}_k & = \min_{\Omega_{n,k}^E} \sum_{n=1}^N (\log_2(1 + \alpha_{n,k}) - \alpha_{n,k} + 2x_{n,k} \\ & \sqrt{(1 + \alpha_{n,k}) \eta_{n,k}} - x_{n,k}^2 \left(\left| (\mathbf{h}_{n,k}^E)^H \mathbf{x}_E \right|^2 + \text{Tr}(\mathbf{H}_{n,k} \mathbf{V}_n) \right. \\ & \left. + \sigma_{n,k}^2 \right) - \sum_{\|\mathbf{h}_{n,j}\|^2 > \|\mathbf{h}_{n,k}\|^2} x_{n,j}^2 \eta_{n,j}) \geq R_{\min}, \forall k, \text{ and} \\ & \end{aligned} \quad (29)$$

$$\begin{aligned} \widetilde{\text{C5}} : \max_{\Omega_{n,k}^{BE}} \bar{R}_k^E & = \max_{\Omega_{n,k}^{BE}} \sum_{n=1}^N (\log_2(1 + \gamma_{n,k}) - \gamma_{n,k} + 2z_{n,k} \\ & \sqrt{(1 + \gamma_{n,k}) \xi_{n,k}^E} - z_{n,k}^2 \xi_{n,k}^d) \leq R_{\text{leakage}}^i, \forall k, \forall i, \end{aligned}$$

respectively, where $\eta_{n,k} = \text{Tr}(\mathbf{H}_{n,k} \bar{\mathbf{W}}_{n,k})$, $\eta_{n,j} = \text{Tr}(\mathbf{H}_{n,k} \bar{\mathbf{W}}_{n,j})$. Note that another two auxiliary variables, i.e., $x_{n,k}$, $z_{n,k}$, are introduced for the equivalence transformation.

In this case, the problem (23) is now equivalent to

$$\begin{aligned} & \text{maximize}_{s_{n,k}, \mathbf{W}_{n,k}, \bar{\mathbf{W}}_{n,k}, \mathbf{V}_n, z_n, x_{n,k}, z_{n,k}} \min_{k \in \mathcal{K}} \tilde{R}_k - \sum_{n=1}^N \sum_{k=1}^K \rho(s_{n,k} - s_{n,k}^2) \\ & \text{s.t. C1a, C2, } \bar{\text{C3a}}, \bar{\text{C3}}, \widetilde{\text{C4}}, \widetilde{\text{C5}}, \bar{\text{C6}}, \text{C7a} - \text{C7d, C8} - \text{C12.} \end{aligned} \quad (30)$$

In what follows, after updating variables $\alpha_{n,k}$, and $\gamma_{n,k}$ as in (28), we derive the optimal strategies for $x_{n,k}$ and $z_{n,k}$ with given feasible point $\bar{\mathbf{W}}_{n,k}$, \mathbf{V}_n and $\alpha_{n,k}$, $\gamma_{n,k}$. Specifically, as the derivatives of the LHS in $\widetilde{\text{C4}}$ and $\widetilde{\text{C5}}$ with respect to $x_{n,k}$ and $z_{n,k}$ are zero, respectively, the optimal $x_{n,k}$ and $z_{n,k}$ can be expressed as

$$x_{n,k}^* = \frac{\sqrt{(1 + \alpha_{n,k}) \eta_{n,k}}}{\text{MUI}_{n,k} + \left| (\mathbf{h}_{n,k}^E)^H \mathbf{x}_E \right|^2 + \text{Tr}(\mathbf{H}_{n,k} \mathbf{V}_n) + \sigma_{n,k}^2}, \quad (31)$$

$$z_{n,k}^* = \frac{\sqrt{(1 + \gamma_{n,k}) \xi_{n,k}^E}}{\xi_{n,k}^d}, \text{ respectively.} \quad (32)$$

Now, given the optimal value for the above auxiliary variables, the problem (30) can be recast as

$$\begin{aligned} & \text{maximize}_{s_{n,k}, \mathbf{W}_{n,k}, \bar{\mathbf{W}}_{n,k}, \mathbf{V}_n, z_n} \min_{k \in \mathcal{K}} \tilde{R}_k - \sum_{n=1}^N \sum_{k=1}^K \rho(s_{n,k} - s_{n,k}^2) \\ & \text{s.t. C1a, C2, } \bar{\text{C3a}}, \bar{\text{C3}}, \widetilde{\text{C4}}, \widetilde{\text{C5}}, \bar{\text{C6}}, \text{C7a} - \text{C7d, C8} - \text{C12.} \end{aligned} \quad (33)$$

Note that the constraint $\widetilde{\text{C5}}$ and the objective function are still not convex w.r.t. the optimised variables. To handle this, we adopt the iterative successive convex approximation (SCA) technique. Specifically, for a given feasible solution $\bar{\mathbf{W}}_{n,k}^j$ and $s_{n,k}^j$, the upper bound functions for \tilde{R}_k^E and the penalty term can be obtained as

$$\begin{aligned} \tilde{R}_k^E & \leq (\tilde{R}_k^E)^{\text{ub}} = (\bar{R}_k^E)^j (\bar{\mathbf{W}}_{n,k}^j) \\ & + \nabla_{\{\bar{\mathbf{W}}_{n,k}\}_{r,c}} \bar{R}_k^E \times (\{\bar{\mathbf{W}}_{n,k}\}_{r,c} - \{\bar{\mathbf{W}}_{n,k}^j\}_{r,c}), \end{aligned} \quad (34)$$

where

$$\nabla_{\{\bar{\mathbf{W}}_{n,k}\}_{r,c}} \tilde{R}_k^E = \sum_{n=1}^N z_{n,k} \sqrt{(1 + \gamma_{n,k})} \left(\{\mathbf{H}_n^{BE} (\mathbf{H}_n^{BE})^H\}_{c,r} \right), \quad (35)$$

and

$$\begin{aligned} s_{n,k} - s_{n,k}^2 & \leq (S_{n,k}^{\text{up}})^j \\ & = s_{n,k} - (s_{n,k}^j)^2 - 2s_{n,k}^j (s_{n,k} - s_{n,k}^j), \end{aligned} \quad (36)$$

respectively.

Therefore, the problem (33) can be updated with the following formula

$$\begin{aligned} & \underset{s_{n,k}, \mathbf{W}_{n,k}, \bar{\mathbf{W}}_{n,k}, \mathbf{V}_n, \mathbf{z}_n}{\text{maximize}} \quad \min_{k \in \mathcal{K}} \tilde{R}_k - \sum_{n=1}^N \sum_{k=1}^K \rho(S_{n,k}^{\text{up}})^j \quad (37) \\ & \text{s.t. C1a, C2, } \bar{\text{C3a}}, \bar{\text{C3}}, \bar{\text{C4}}, \bar{\text{C6}}, \text{C7a} - \text{C7d, C8} - \text{C12,} \\ & \bar{\text{C5}} : \max_{\Omega_n^{BE}} (\tilde{R}_k^E)^{\text{ub}} \leq R_{\text{leakage}}^i, \forall k, \forall i. \end{aligned}$$

In the following, note that the constraint $\bar{\text{C6}}$ is not convex w.r.t. the variable \mathbf{z}_n . To tackle these, we rewrite constraint $\bar{\text{C6}}$ into the following expression and employ the penalty method in the sequel

$$\begin{aligned} \bar{\text{C6}} : \min_{\Omega_n^{BE}} \sum_{n=1}^N (-\text{Tr}[\mathbf{z}_n^H (\hat{\mathbf{H}}_n^{BT})^H \mathcal{R}_n^{-1} \hat{\mathbf{H}}_n^{BT} \mathbf{z}_n]) + \frac{1}{2|\beta_t|^2 \Gamma_{\text{CRB}}} \\ + \chi_c = 0, \quad \text{C13: } \chi_c \geq 0, \quad (38) \end{aligned}$$

where χ_c is the introduced slack variable. Afterwards, via incorporating the constraint $\bar{\text{C6}}$ into the objective function as penalty term, we derive the subsequent expression $\mathcal{O} = \min_{k \in \mathcal{K}} \tilde{R}_k - \sum_{n=1}^N \sum_{k=1}^K \rho(S_{n,k}^{\text{up}})^j - \rho_c \left(\min_{\Omega_n^{BE}} \sum_{n=1}^N (-\text{Tr}[\mathbf{z}_n^H (\hat{\mathbf{H}}_n^{BT})^H \mathcal{R}_n^{-1} \hat{\mathbf{H}}_n^{BT} \mathbf{z}_n]) + \frac{1}{2|\beta_t|^2 \Gamma_{\text{CRB}}} + \chi_c \right)^2$, where $\rho_c \gg 1$ denotes the penalty factor.

Besides, for a given feasible solution $\{\bar{\mathbf{W}}_{n,k}, \mathbf{V}_n, \mathbf{z}_n\}$ in each iteration, χ_c can be updated as $\chi_c = \max\{\min_{\Omega_n^{BE}} \sum_{n=1}^N \text{Tr}[\mathbf{z}_n^H (\hat{\mathbf{H}}_n^{BT})^H \mathcal{R}_n^{-1} \hat{\mathbf{H}}_n^{BT} \mathbf{z}_n] - \frac{1}{2|\beta_t|^2 \Gamma_{\text{CRB}}}, 0\}$.

So far, the optimised problem is convex w.r.t the optimization variables except for the rank-one constraints C10 and C11. To circumvent this issue, the semidefinite relaxation (SDR) technique [18], [19] is utilized via dropping them from the formulated problem. Thus, we yield

$$\begin{aligned} & \underset{s_{n,k}, \mathbf{W}_{n,k}, \bar{\mathbf{W}}_{n,k}, \mathbf{V}_n, \mathbf{z}_n}{\text{maximize}} \quad \mathcal{O} \quad (39) \\ & \text{s.t. C1a, C2, } \bar{\text{C3}}, \bar{\text{C4}}, \bar{\text{C5}}, \text{C7a} - \text{C7d, C8} - \text{C9, C12,} \end{aligned}$$

where the problem can be efficiently solved by CVX. To narrow the gap between the upper bound and the optimal objective function, we iteratively update the feasible point $\{s_{n,k}^j, \bar{\mathbf{W}}_{n,k}^j, \mathbf{V}_n^j\}$ via solving the problem (39) iteratively until it satisfies the convergence condition.

V. SIMULATION RESULTS

This section provides the numerical results of our proposed scheme (PS) under different setups. Throughout the simulations, it is assumed that $K = 5$, $N = 2$, $V = 18$, $P_{BS}^{\text{max}} = 30$ dBm, $M = 2$, $P_E = 10$ dBm, $B = 0.5$ MHz, $K_N = 3$, $\sigma_{n,k}^2 = \sigma_E^2 = -110$ dBm, $R_{\text{min}} = 1.6$ bit/s/Hz and $\Gamma_{\text{CRB}} = 0.01$. We consider the Rayleigh small-scale fading with unit variance and the large-scale fading is $-128.1 - 37.6 \log_{10}(d[\text{km}])$ dB. There are $L = 3$ SLs in the system and the corresponding maximum tolerable leakage rates are $R_{\text{leakage}}^1 = 0.5$ bit/s/Hz,

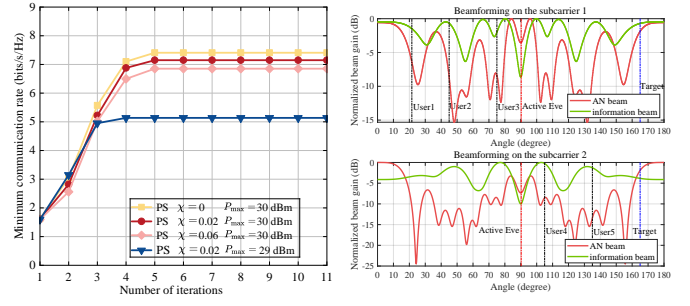


Fig. 2. The convergence of the proposed scheme under different settings.

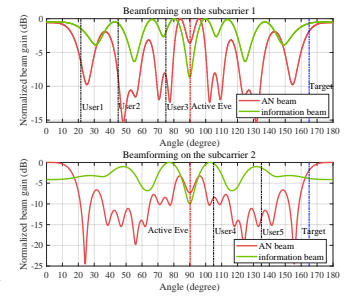


Fig. 3. The proposed secure beamforming versus angle.

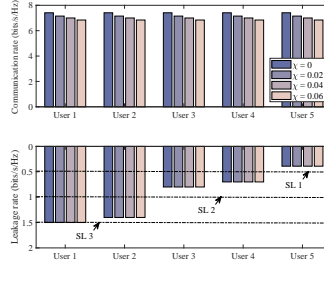


Fig. 4. The communication and leakage rates for each user under different CSI errors.

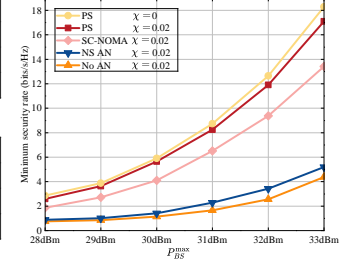


Fig. 5. The minimum security rate versus P_{BS}^{max} for the PS and benchmarks.

$R_{\text{leakage}}^2 = 1$ bit/s/Hz, and $R_{\text{leakage}}^3 = 1.5$ bit/s/Hz, respectively. We assume that the SL of users 1 and 2 is SL3, the SL of users 3 and 4 is SL2, and that of user 5 is SL1. The directions and the distances from the BS to the users and the target are randomly distributed at $(0^\circ, 180^\circ)$ and $(240, 390)$ m, respectively. We assume the potential direction of the active Eve is 0° and its distance to the BS is randomly selected within the range of $(360, 380)$ m. For ease of notation, we introduce CSI error parameters $\chi_n^{BE} = \frac{\epsilon_n^{BE}}{\|\mathbf{H}_{n,k}^{BE}\|_F}$ and $\chi_{n,k}^E = \frac{\epsilon_{n,k}^E}{\|\mathbf{h}_{n,k}^E\|_2}$ to denote the maximum normalized estimation error of channels $\mathbf{H}_{n,k}^{BE}$ and $\mathbf{h}_{n,k}^E$, respectively. Unless otherwise stated, we set $\chi_n^{BE} = \chi_{n,k}^E = \chi = 0.02$. For comparison, our proposed scheme will be compared with the following baselines: 1) **No AN**: where the AN technique is not exploited; 2) **NS AN**: where the AN is produced in the null space of the users' channels; 3) **SC-NOMA**: where a single-subcarrier NOMA assisted ISAC system is considered.

Fig. 2 depicts the convergence of the proposed scheme under different settings. As clearly shown, the PS achieves convergence within six iterations under various system settings, ensuring the proposed algorithm's convergence. Additionally, it is evident that increasing the transmit power of BS and improving channel certainty are beneficial for system performance enhancement.

Fig. 3 illustrates the secure beamforming of our proposed scheme. It can be observed that the information beam is stronger than the AN beam at all communication users' directions, ensuring better SNR and maximizing users' rates.

Meanwhile, in the vicinity of the target, both the information and AN beams reveal high normalized amplitudes to meet the position estimation requirements. More remarkably, at the potential active Eve's direction, the information beam reaches its local minimum and the AN beam is noticeably stronger, suppressing eavesdropping on the confidential information. This verifies the effectiveness of our secure beamforming design.

Fig. 4 presents the communication and leakage rates for each user under different CSI errors. We identify that all the users achieve the same communication rate across varying channel conditions, which ensures user fairness. Notably, thanks to the beamforming design, the leakage rate for each user remains below its corresponding leakage threshold as the CSI error increases, fulfilling graded confidentiality requirements and validating our proposed strategy. Additionally, the stability of leakage rates across varying channel uncertainties highlights the system's security robustness. Besides, the communication rates decrease with increasing channel uncertainty, since the system needs to expend more power to neutralize the impact of higher CSI uncertainty.

In Fig. 5, we present a comparison of the minimum security rate between the PS and other baselines under different values of P_{BS}^{\max} . It is evident from the figure that the security rates of all schemes increase gradually with the increased value of P_{BS}^{\max} . Additionally, with a given transmit power, the PS outperforms other baselines significantly. Specifically, compared to the No AN scheme, the PS shows superior security performance due to the introduction of AN, which effectively reduces the quality of Eve's eavesdropping channel. More importantly, the comparable security performance of the No AN and the NS-AN schemes highlights the significance of AN optimization. By optimizing the AN's beamforming, the SNR gap between the active Eve and the legitimate user is maximized, fully leveraging the benefits of AN technology and enhancing security. Furthermore, the PS demonstrates superior security performance compared to the SC-NOMA scheme. The reason is that the subcarrier allocation in PS provides higher design flexibility and enables more effective use of the available bandwidth, enhancing the system's performance.

VI. CONCLUSION

In this paper, we explored the secure beamforming and subcarrier allocation in an MC-NOMA-empowered ISAC system against an active Eve under imperfect CSI. We aimed to maximize the minimum communication rate to ensure user-fairness, while satisfying sensing performance and graded security demands. An efficient SCA-based algorithm was proposed to solve the challenging problem. Simulation results demonstrate that the PS enhances the reliability of the considered system and provides high robustness.

REFERENCES

[1] Z. Wei, F. Liu, C. Masouros, N. Su, and A. P. Petropulu, "Toward multifunctional 6G wireless networks: Integrating sensing, communication, and security," *IEEE Commun. Mag.*, vol. 60, no. 4, pp. 65–71, Apr. 2022.

[2] A. Liu, Z. Huang, M. Li, Y. Wan, W. Li, T. X. Han, C. Liu, R. Du, D. K. P. Tan, J. Lu, "A survey on fundamental limits of integrated sensing and communication," *IEEE Commun. Surv. Tutor.*, vol. 24, no. 2, pp. 994–1034, Feb. 2022.

[3] Y. Liao, M. Qiu, and J. Yuan, "Design and analysis of delayed bit-interleaved coded modulation with LDPC codes," *IEEE Trans. Commun.*, vol. 69, no. 6, pp. 3556–3571, Jun. 2021.

[4] N. Su, F. Liu, C. Masouros, and A. Al Hilli, "Security and privacy in ISAC systems," in *Integrated Sensing and Communications*, Springer, pp. 477–506, Jul. 2023.

[5] J. Chu, R. Liu, M. Li, Y. Liu, and Q. Liu, "Joint secure transmit beamforming designs for integrated sensing and communication systems," *IEEE Trans. Veh. Technol.*, vol. 72, no. 4, pp. 4778–4791, Apr. 2023.

[6] D. Xu, X. Yu, D. W. K. Ng, A. Schmeink, and R. Schober, "Robust and secure resource allocation for ISAC systems: A novel optimization framework for variable-length snapshots," *IEEE Trans. Commun.*, vol. 70, no. 12, pp. 8196–8214, Dec. 2022.

[7] A. Bazzi and M. Chafii, "Secure full duplex integrated sensing and communications," *IEEE Trans. Inf. Forensics Secur.*, vol. 19, pp. 2082–2097, Mar. 2024.

[8] J. Chu, Z. Lu, R. Liu, M. Li, and Q. Liu, "Joint beamforming and reflection design for secure RIS-ISAC systems," *IEEE Trans. Veh. Technol.*, vol. 73, no. 3, pp. 4471–4475, Mar. 2024.

[9] D. Luo, Z. Ye, and J. Zhu, "Secure transmit beamforming for radar-communication systems using NOMA," *IEEE Commun. Lett.*, vol. 26, no. 11, pp. 2557–2561, Aug. 2022.

[10] M. Huang, F. Gong, G. Li, N. Zhang, and Q.-V. Pham, "Secure precoding for satellite NOMA-aided integrated sensing and communication," *IEEE Internet Things J.*, early access, pp. 1–1, Jan. 2024.

[11] S. Hu, C. Liu, Z. Wei, Y. Cai, D. W. K. Ng, and J. Yuan, "Beamforming design for intelligent reflecting surface-enhanced symbiotic radio systems," in *Proc. IEEE Int. Conf. Commun. (ICC)*, May 2022, pp. 2651–2657.

[12] S. Hu, C. Liu, D. W. K. Ng, and J. Yuan, "Secure communication in multifunctional active intelligent reflection surface-assisted systems," in *Proc. Int. ITG Workshop Smart Antennas and Conf. Syst., Commun., and Coding (WSA & SCC)*, Feb. 2023, pp. 1–6.

[13] X. Yu, D. Xu, Y. Sun, D. W. K. Ng, and R. Schober, "Robust and secure wireless communications via intelligent reflecting surfaces," *IEEE J. Sel. Areas Commun.*, vol. 38, no. 11, pp. 2637–2652, Jul. 2020.

[14] S. Rezvani, E. A. Jorswieck, R. Joda, and H. Yanikomeroglu, "Optimal power allocation in downlink multicarrier NOMA systems: Theory and fast algorithms," *IEEE J. Sel. Areas Commun.*, vol. 40, no. 4, pp. 1162–1189, Jan. 2022.

[15] X. Wang, Z. Fei, and Q. Wu, "Integrated sensing and communication for RIS-assisted backscatter systems," *IEEE Internet Things J.*, vol. 10, no. 15, pp. 13716–13726, Mar. 2023.

[16] Y. Cai, Z. Wei, S. Hu, C. Liu, D. W. K. Ng, and J. Yuan, "Resource allocation and 3D trajectory design for power-efficient IRS-assisted UAV-NOMA communications," *IEEE Trans. Wireless Commun.*, vol. 21, no. 12, pp. 10315–10334, Dec. 2022.

[17] K. Shen and W. Yu, "Fractional programming for communication systems—partII: Uplink scheduling via matching," *IEEE Trans. Signal Process.*, vol. 66, no. 10, pp. 2631–2644, Mar. 2018.

[18] S. Hu, Z. Wei, Y. Cai, C. Liu, D. W. K. Ng, and J. Yuan, "Robust and secure sum-rate maximization for multiuser MISO downlink systems with self-sustainable IRS," *IEEE Trans. Commun.*, vol. 69, no. 10, pp. 7032–7049, Oct. 2021.

[19] S. Hu, Z. Wei, Y. Cai, D. W. K. Ng, and J. Yuan, "Sum-rate maximization for multiuser MISO downlink systems with self-sustainable IRS," in *Proc. IEEE Global Commun. Conf. (GLOBECOM)*, Dec. 2020, pp. 1–7.