

# Graph Signal Processing for Cross-Domain Recommendation

Jeongeun Lee  
Yonsei University, South Korea  
ljeadec31@yonsei.ac.kr

SeongKu Kang  
UIUC, United States  
seongku@illinois.edu

Won-Yong Shin  
Yonsei University, South Korea  
wy.shin@yonsei.ac.kr

Jeongwhan Choi  
Yonsei University, South Korea  
jeongwhan.choi@yonsei.ac.kr

Noseong Park  
KAIST, South Korea  
noseong@kaist.ac.kr

Dongha Lee\*  
Yonsei University, South Korea  
donalee@yonsei.ac.kr

## ABSTRACT

Cross-domain recommendation (CDR) extends conventional recommender systems by leveraging user-item interactions from dense domains to mitigate data sparsity and the cold start problem. While CDR offers substantial potential for enhancing recommendation performance, most existing CDR methods suffer from sensitivity to the ratio of overlapping users and intrinsic discrepancy between source and target domains. To overcome these limitations, in this work, we explore the application of graph signal processing (GSP) in CDR scenarios. We propose CGSP, a unified CDR framework based on GSP, which employs a cross-domain similarity graph constructed by flexibly combining target-only similarity and source-bridged similarity. By processing personalized graph signals computed for users from either the source or target domain, our framework effectively supports both inter-domain and intra-domain recommendations. Our empirical evaluation demonstrates that CGSP consistently outperforms various encoder-based CDR approaches in both inter-domain and intra-domain recommendation scenarios, especially when the ratio of overlapping users is low, highlighting its significant practical implication in real-world applications.

## KEYWORDS

Graph signal processing, Cross-domain recommendation, Collaborative filtering

### ACM Reference Format:

Jeongeun Lee, SeongKu Kang, Won-Yong Shin, Jeongwhan Choi, Noseong Park, and Dongha Lee. 2018. Graph Signal Processing for Cross-Domain Recommendation. In *Proceedings of Make sure to enter the correct conference title from your rights confirmation email (Conference acronym 'XX)*. ACM, New York, NY, USA, 11 pages. <https://doi.org/XXXXXXX.XXXXXXX>

## 1 INTRODUCTION

Cross-domain recommendation (CDR) has emerged as a promising approach in recommender systems [33]. By leveraging additional information sources, it has addressed the long-standing challenges

\*Corresponding author.

Permission to make digital or hard copies of all or part of this work for personal or classroom use is granted without fee provided that copies are not made or distributed for profit or commercial advantage and that copies bear this notice and the full citation on the first page. Copyrights for components of this work owned by others than ACM must be honored. Abstracting with credit is permitted. To copy otherwise, or republish, to post on servers or to redistribute to lists, requires prior specific permission and/or a fee. Request permissions from [permissions@acm.org](mailto:permissions@acm.org).

Conference acronym 'XX, June 03–05, 2018, Woodstock, NY

© 2018 Association for Computing Machinery.

ACM ISBN 978-1-4503-XXXX-X/18/06...\$15.00

<https://doi.org/XXXXXXX.XXXXXXX>

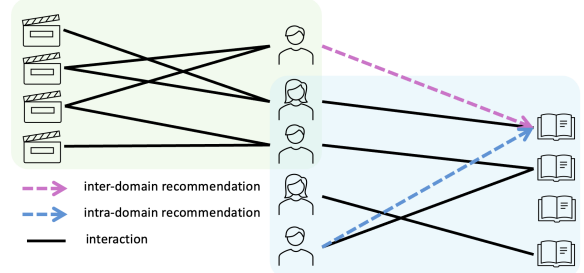


Figure 1: Two cross-domain recommendation scenarios.

of data sparsity and the cold-start problem. Data sparsity is a prevalent problem in recommender systems that arises because users interact with only a limited subset of the total available items, making it challenging to accurately learn user preferences. Furthermore, recommender systems have difficulty in providing reliable recommendations to newly joined users, so-called cold-start users, due to the absence of historical interaction data [22]. The core idea behind CDR is to leverage user data from a dense source domain to enhance recommendation performance in a sparse target domain.

There are two main scenarios in CDR, which are *intra-domain* and *inter-domain* recommendation (Figure 1). Intra-domain recommendation focuses on recommending items to users within the same domain, while leveraging shared user preferences or interaction patterns to mitigate the data sparsity problem of the target domain. There have been various attempts to tailor domain adaptation methods for facilitating this scenario [3, 5, 10, 11, 14]. On the other hand, inter-domain recommendation aims to recommend items to users in a different domain, where there exist discrepancies between the domains. In this sense, transfer learning methods have been developed to map and align features between the source and target domains [12, 22, 39, 40]. Note that most previous studies on CDR methods have only focused on either an intra-domain or inter-domain recommendation scenario.

Despite their own advantages, existing CDR approaches face several critical challenges. First, the final performance of existing methods largely depends on the ratio of overlapping users, which indicates how many users are shared between the source and target domains, as they train a model by utilizing overlapping users as a bridge to link the two domains. In general, a low overlap ratio impedes the effective transfer of source domain knowledge to the target domain [6]. Second, most existing methods overlook that two different domains may have fundamentally distinct characteristics and user behaviors, referred to as domain sensitivity, leading to limited performance improvement for CDR scenarios. To maximize

the performance gain, the potential helpfulness of source domain knowledge to the target domain should be further investigated.

To tackle these challenges, in this work, we focus on graph signal processing (GSP) as an innovative approach to CDR. Several recent studies [7, 16, 26, 27] have demonstrated the effectiveness of GSP for collaborative filtering (CF), by seamlessly aligning the concept of GSP with that of CF. Particularly, Graph Fourier Transform (GFT) enables the comprehensive representation of users/items in the spectral domain, offering a powerful method for uncovering underlying patterns in complex graph structures. The existing GSP-based CF methods, such as GF-CF [26] and PGSP [16], build a similarity graph for users and items, and then make it smooth with various graph filtering strategies, including linear filter and ideal low-pass filter. By utilizing users-items and users-users similarity information as personalized graph signals, GSP can provide item recommendations to users based on the predicted (i.e., smoothed) signals. Built upon the unique benefits of GSP-based CF, our proposed approach to CDR does not rely on encoder training, making its performance much robust to the ratio of overlapping users between source and target domains.

This paper proposes CGSP, a novel and unified CDR framework based on Graph Signal Processing. The key difference of CGSP over previous GSP-based CF methods is to fuse preference knowledge of both domains into a cross-domain similarity graph, by flexibly combining a target-only similarity graph and a source-bridged similarity graph. To be precise, target-only similarities refer to information inherent to the target domain, while source-bridged similarities enhance the target domain similarities by using the source domain information through inter-domain similarities between the two domains. In particular, for further personalized signal processing, CGSP adopts various strategies to augment the cross-domain similarity graph and produces personalized input signals according to the augmentation strategy. In the end, filtering users' signals on the similarity graph, where the signals are separately defined for source domain users and target domain users, CGSP can serve as a unified recommendation framework for both CDR scenarios.

Our extensive experiments demonstrate that CGSP mostly shows the best accuracy among a range of baseline methods, including encoder-based, GSP-based CF methods, and the state-of-the-art CDR methods, in both scenarios. Specifically, our CGSP framework working on the cross-domain similarity graph outperforms other GSP-based CF methods working on a single domain or unified domain similarity graph; this indicates that CGSP more effectively utilizes source domain knowledge to enhance target domain recommendation. Notably, for the Amazon dataset known for its high sparsity and low overlap ratio, CGSP achieves a remarkable performance gain of over 20% compared to the best baseline results. Furthermore, CGSP is validated to be less sensitive to the ratio of overlapping users, resulting in enhanced robustness for CDR. For reproducibility, our codes are publicly available at <https://github.com/jeongeun/CGSP>.

Our contributions can be summarized as follows:

- We present a novel and unified CDR framework, named CGSP, that utilizes a cross-domain similarity graph for target domain items, with personalized input signals for both source and target domain users.

- CGSP demonstrates remarkable performance compared to a wide range of baseline CF and CDR methods across multiple datasets, highlighting its effectiveness in both scenarios.
- To the best of our knowledge, this is the first work to tailor the GSP approach for CDR scenarios. We comprehensively investigate various strategies within our framework.

## 2 RELATED WORK

### 2.1 Cross domain recommendation

The existing CDR studies can be categorized according to the target CDR scenarios: intra-domain and inter-domain recommendation.

For intra-domain recommendation [3, 5, 10, 13, 14, 17, 29, 30, 32, 34, 37], many studies have mitigated the data sparsity problem in the target domain by leveraging information from the source domain. DDSAN [5] proposes a new domain-similarity regularization to promote domain invariance by constraining the model parameters from different domains to be close to each other. DCDCSR [37] leverages the source domain information along with the sparsity degrees of individual users and items. CoNet [10] enables feature learning across domains by incorporating cross-connections in its neural network architecture, which improves the transfer of information between domains. DAREC [32] emphasizes the inherent structure of the rating matrix to transfer rating patterns without requiring auxiliary information. CDAML [29] utilizes clustering alongside meta-learning for domain adaptation, aiming to improve recommendations in sparse target domains. CAT-ART [13] proposes a contrastive autoencoder to generate a global user embedding based on information from all domains. UniCDR [2] employs domain-specific and domain-shared embeddings along with aggregation schemes, which also allows it to handle both two CDR scenarios.

The inter-domain recommendation [4, 18, 20–22, 25, 35, 36, 38, 40] aims to provide recommendations to cold-start users who have not interacted with the target domain, by leveraging their information in the source domain. Many studies have focused on transfer learning based on shared user features or mapping functions. EMCDCR [22] uses latent representations and mapping functions for knowledge transfer, and SSCDR [12] further proposes a semi-supervised learning method to effectively train the mapping function. CDRIB [4] introduces new regularizers based on the information bottleneck principle to build user-item correlations across domains. PTUPCDR [40] proposes a meta-network to generate personalized mapping functions. UniCDR [2] can also be applied to recommend inter-domain recommendations using domain-shared embeddings.

Though effective, the existing CDR methods are often largely dependent on the ratio of overlapping users, as they train a model by utilizing overlapping users as a bridge to link the two domains. Also, most CDR methods lack the capability of explicitly adjusting the impacts of the source domain, which makes them ineffective when two different domains have large intrinsic discrepancies in terms of user behavior.

### 2.2 GSP-based Collaborative Filtering

Recently, Graph Signal Processing (GSP) has gained significant attention as a promising direction for recommender systems [7, 9, 15, 16, 19, 26–28], as its primary concept aligns with the goal

of collaborative filtering, which ensures that similar users share similar embeddings; this would be further explained in Section 3.2.

Shen et al. [26] demonstrates that graph filtering methods are closely connected to existing CF methods. Motivated by the role of linear filter in LGCN [8], they suggested LGCN-IDE, which stands for LightGCN with Infinitely Dimensional Embedding. They also proposed GF-CF, a unified graph convolution framework that employs a mixed-frequency graph filter combining linear and ideal low-pass filter. Building on this mixed filter approach, FIRE [27] improves real-time recommendation efficiency and model updating speeds, thereby addressing dynamic interactions and the cold-start problem. PGSP [16] further develops this concept by incorporating an augmented similarity graph with personalized graph signals. HiGSP [28] advanced the framework with a module consisting of cluster-wise and globally-aware filters.

While GSP has proven effective in single-domain recommendations, its effectiveness in CDR remains unexplored in the literature. We believe this presents a promising research opportunity, as applying GSP to CDR could provide novel solutions to inherent challenges of previous CDR methods.

### 3 PRELIMINARY

#### 3.1 Graph Signal Processing

**3.1.1 Notations for GSP.** To deal with signals in a graph domain, a fundamental structure is an undirected simple graph  $\mathcal{G}$  defined as an ordered pair  $\mathcal{G} = (\mathcal{V}, \mathcal{E})$ . Here,  $\mathcal{V}$  represents a set of vertices  $\{v_1, v_2, \dots, v_n\}$ , which correspond to entities (e.g., users or items), and  $\mathcal{E}$  is a set of edges indicating relationships among the entities. The graph induces an adjacency matrix  $\mathbf{A}$ , where rows and columns respectively correspond to the nodes. An entry  $\mathbf{A}_{ij}$  is set to 1 if there is an edge between node  $i$  and  $j$  in  $\mathcal{G}$ , and 0 otherwise.

**3.1.2 Graph convolution.** The concept of *smoothness* in graphs can be mathematically represented as follows:

$$S(x) = x^T \mathbf{L} x = \sum_{i,j} \mathbf{A}_{i,j} (x_i - x_j)^2, \quad (1)$$

where  $\mathbf{L} = \mathbf{D} - \mathbf{A}$  is the Laplacian matrix. Since  $\mathbf{L}$  is real-valued and symmetric, its eigen-decomposition is expressed as  $\mathbf{L} = \mathbf{U} \mathbf{\Lambda} \mathbf{U}^T$ , in which  $\mathbf{U}$  is the matrix of eigenvectors and  $\mathbf{\Lambda} = \text{diag}(\lambda_1, \lambda_2, \dots, \lambda_n)$  is the diagonal matrix of eigenvalues with  $\lambda_1 \leq \lambda_2 \leq \dots \leq \lambda_n$ .

Graph Fourier Transform (GFT) decomposes graph signals into continuous frequency components. Formally, GFT of a signal  $x$  defined on a graph  $\mathcal{G}$  is given by  $\hat{x} = \mathbf{U}^T x$ . Here,  $\hat{x}$  represents the signal in the spectral domain, with each component indicating the signal's content at different frequencies defined by the eigenvalues in  $\mathbf{\Lambda}$ . That is, GFT transforms the graph signal from its original spatial domain into the spectral domain, which represents frequency.

Note that eigenvectors associated with small eigenvalues enable a smoother division of the graph and capture similar feature information among the nodes. In contrast, eigenvectors with larger eigenvalues tend to distill distinct features between nodes. This disjunction highlights how GFT leverages the spectral properties of the graph to analyze the underlying structure of the data. To be specific, given a Laplacian matrix  $\mathbf{L}$ , a graph filter can be defined by

$$H(\mathbf{L}) = \mathbf{U} \cdot \text{Diag}(h(\lambda_1), h(\lambda_2), \dots, h(\lambda_n)) \cdot \mathbf{U}^T, \quad (2)$$

and with an input signal  $x$ , the filtered signal  $y$  is obtained by

$$y = H(\mathbf{L})x = \mathbf{U} \cdot \text{Diag}(h(\lambda_1), h(\lambda_2), \dots, h(\lambda_n)) \cdot \mathbf{U}^T x. \quad (3)$$

In the domain of GSP, graph signals are decomposed into diverse frequency components. Similar to traditional signal processing, low-frequency signals represent localized variations, marked by gradual changes across the graph, whereas high-frequency signals reflect global patterns, showing up through rapid changes across large parts of the graph.

**3.1.3 Graph filtering methods.** There are several graph filtering methods employed for capturing different patterns (or frequency components) of the target graph.

**Linear filter.** Given a normalized Laplacian matrix  $\bar{\mathbf{L}} = \mathbf{I} - \bar{\mathbf{A}}$  and its eigenvalues  $\lambda_i$ , where  $\mathbf{I}$  is the identity matrix and  $\bar{\mathbf{A}}$  is a normalized adjacency matrix, a first-order linear filter (also known as linear low-pass filter) locally smooths a graph as follows:

$$h(\lambda) = 1 - \lambda. \quad (4)$$

The eigenvalues of  $\bar{\mathbf{A}}$ , denoted as  $(\lambda_{\bar{\mathbf{A}}})_i$ , are transformed by using

$$(\lambda_{\bar{\mathbf{A}}})_i u_i = \bar{\mathbf{A}} u_i = (\mathbf{I} - \bar{\mathbf{L}}) u_i = u_i - \lambda_i u_i = (1 - \lambda_i) u_i. \quad (5)$$

Thus, the eigenvalues  $(\lambda_{\bar{\mathbf{A}}})_i$  of  $\bar{\mathbf{A}}$  can be expressed as  $1 - \lambda_i$ . This relationship shows that the normalized adjacency matrix  $\bar{\mathbf{A}}$  is effectively derived from applying the linear filter  $H$  to the Laplacian matrix  $\mathbf{L}$ , indicated by  $H = \bar{\mathbf{A}}$ . This demonstrates the intrinsic connection between linear filtering of the Laplacian and the concept of similarity in the graph structure.

Applying a first-order linear filter is same as a one-layer spatial graph convolution. As both approaches rooted in neighborhood-based approaches [1, 26], the linear filter is simple yet effective in capturing local signals by exploring one-hop neighborhoods.

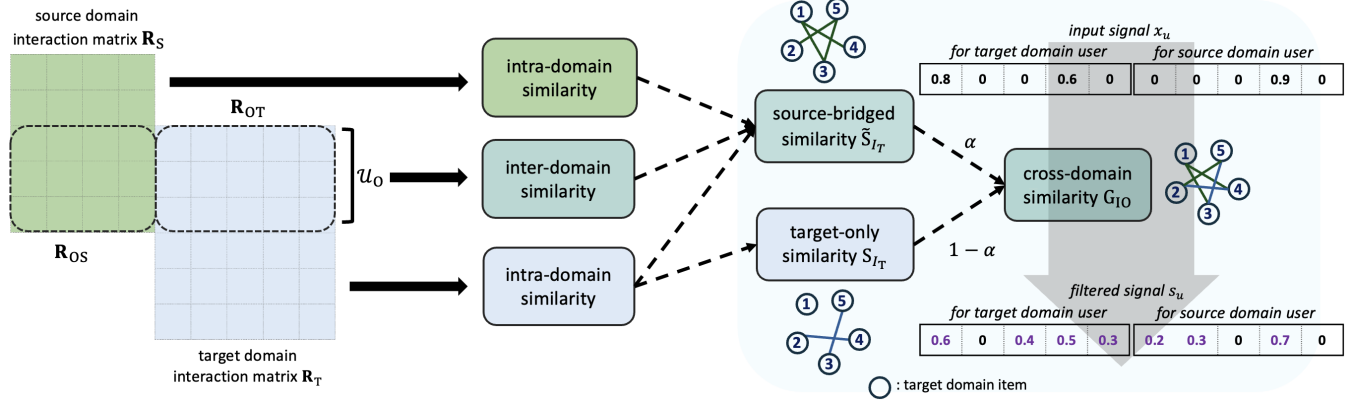
A higher-order linear filter for GSP can be represented as  $h(\lambda_i) = \sum_{k=0}^{K-1} \beta_k (1 - \lambda_i)^k$  where  $\beta_k$  are coefficients. This filter can serve as a multi-layer spatial graph convolution, which effectively aggregates multi-hop neighborhood information.

**Ideal low-pass filter.** An ideal low-pass filter passes signals with frequencies below a cutoff  $\lambda_c$  and attenuates those above it, effectively extracting a global representation of the signal by preserving broad features. Specifically, it is described by

$$h(\lambda) = \begin{cases} 1, & \text{if } |\lambda| \leq \lambda_c \\ 0, & \text{if } |\lambda| > \lambda_c. \end{cases} \quad (6)$$

#### 3.2 GSP-based Collaborative Filtering

Recently, there have been several attempts to employ GSP for collaborative filtering (CF) [16, 26]. The main concept of GSP is *smoothness*, which refers to the property of a signal on a graph where connected nodes (representing users or items in CF) have similar signal values. A smooth signal on the graph suggests that users and items connected by a short path within the graph are likely to interact with each other, indicating shared preferences. For instance, the linear filter leverages the spectral properties of the graph, particularly focusing on the lower spectrum of the Laplacian matrix, which corresponds to the more smoothly varying components across the graph [31]. This concept aligns with the goal of CF, which aims to exploit similarities between users and items for recommendation.



**Figure 2: The overall CGSP framework.** It first constructs a cross-domain similarity graph  $G$  based on  $\alpha$ -weighted combination of source-bridged similarity  $\tilde{S}$  and target-only similarity  $S$ . Then, it processes personalized graph signals defined for source and target domain users, resulting in inter-domain and intra-domain recommendations, respectively. For better understanding, we illustrates CGSP<sub>10</sub> in this figure.

Existing GSP-based CF methods involve three steps:

- i) Constructing a similarity graph of users and items
- ii) Defining a graph filter for the similarity graph
- iii) Generating and filtering personalized graph signals

The first step is to build a similarity graph for users and items based on their interactions. The similarity graph encodes the underlying relationships among users, among items, and between users and items. Next, the second step is to apply a graph filter. Existing methods [16, 26–28] apply a mixed frequency filter that combines a linear filter and an ideal low-pass filter to capture both locally smooth and globally rough signals, thereby offering a comprehensive understanding of user interactions and preferences.

The last step generates an input signal representing each user and then processes it through the filtered similarity graph, in order to capture meaningful patterns across items; this results in predicted (i.e., smoothed) scores for all items, which are used for recommendation in the end.

## 4 METHOD

We present a unified CDR framework based on GSP, named as CGSP. CGSP adopts the three basic stages of GSP-based CF, described in Section 3.2, tailoring it for two CDR scenarios: *intra-domain* and *inter-domain* recommendation. CGSP effectively fuses preference knowledge from source-domain and target-domain user-item interactions without encoder training, enabling more robust CF to the number of overlapping users. Also, CGSP can readily adjust the contribution of the source domain information in the similarity graph construction process, enabling effective knowledge utilization according to the discrepancy between the domains. The overview of our CGSP framework is illustrated in Figure 2.

### 4.1 Overview

**4.1.1 Notations.** The source and target domains are represented as subscripts  $S$  and  $T$ , respectively. The sets of users and items in these domains are denoted as  $\mathcal{U}_S, \mathcal{U}_T$  (for users), and  $\mathcal{I}_S, \mathcal{I}_T$  (for items).

We target the CDR setup where the source and target domains partially overlap only in users. We define the set of overlapping users between the two domains as  $\mathcal{U}_O = \mathcal{U}_S \cap \mathcal{U}_T$ . We define the normalized user-item interaction matrices for source and target domains, denoted  $\mathbf{R}_S \in \mathbb{R}^{|\mathcal{U}_S| \times |\mathcal{I}_S|}$  and  $\mathbf{R}_T \in \mathbb{R}^{|\mathcal{U}_T| \times |\mathcal{I}_T|}$ , respectively. Each normalized matrix is obtained by  $\mathbf{R} = \mathbf{D}_U^{-1/2} \bar{\mathbf{R}} \mathbf{D}_I^{-1/2}$ , where the original interaction matrix  $\bar{\mathbf{R}}$  has only binary values that indicate the absence or presence of interactions.<sup>1</sup> For the overlapping users  $\mathcal{U}_O$ , we define  $\mathbf{R}_{OS} \in \mathbb{R}^{|\mathcal{U}_O| \times |\mathcal{I}_S|}$  and  $\mathbf{R}_{OT} \in \mathbb{R}^{|\mathcal{U}_O| \times |\mathcal{I}_T|}$  as their interaction matrix for each of the source and target domains.

The simplest similarity based on one-hop neighborhood is denoted as  $S$ . For instance, within the target domain, we can define the basic similarity between users and items as  $S_{\mathcal{U}_T, \mathcal{I}_T} = \mathbf{R}_T$ . Based on this user-item similarity, the similarity between users and between items can be also specified as below:

$$\begin{aligned} S_{\mathcal{U}_T} &= S_{\mathcal{U}_T, \mathcal{I}_T} S_{\mathcal{U}_T, \mathcal{I}_T}^\top = \mathbf{R}_T \mathbf{R}_T^\top, \\ S_{\mathcal{I}_T} &= S_{\mathcal{U}_T, \mathcal{I}_T}^\top S_{\mathcal{U}_T, \mathcal{I}_T} = \mathbf{R}_T^\top \mathbf{R}_T. \end{aligned} \quad (7)$$

Including all similarities of users and items [16], the augmented similarity graph  $S_{\mathcal{U}_T \cup \mathcal{I}_T} \in \mathbb{R}^{(|\mathcal{U}_T| + |\mathcal{I}_T|) \times (|\mathcal{U}_T| + |\mathcal{I}_T|)}$  is defined by

$$S_{\mathcal{U}_T \cup \mathcal{I}_T} = \begin{bmatrix} S_{\mathcal{U}_T} & S_{\mathcal{U}_T, \mathcal{I}_T} \\ (S_{\mathcal{U}_T, \mathcal{I}_T})^\top & S_{\mathcal{I}_T} \end{bmatrix}. \quad (8)$$

**4.1.2 GSP-based CDR framework.** The most straightforward solution for utilizing user-item interactions in both domains for GSP is to employ a unified graph that merges two graphs with overlapping users. This solution can be effective when the source and target domains share a sufficient number of users. However, when there is minimal user overlap, the limited anchor information severely restricts effective knowledge transfer across domains; this diminishes the benefits of utilizing the source domain. Therefore, we concentrate on developing a GSP-based CDR framework that can adeptly incorporate cross-domain information, enhancing the effectiveness of GSP even when direct user overlap is low.

<sup>1</sup>The normalized interaction matrix ensures equal impact from nodes of varying degrees, by penalizing the degree of highly active users and frequently rated items.

Inspired by the concept of random walks [23], where nodes that are closely connected by a few steps are considered similar, we suggest that items from source and target domains could be seen as similar if there's a path connecting them through users common to both domains. This connection implies that these users have similar preferences or interests in both domains, which could signify similarity between the items they interact with. Building on this, our approach starts from capturing similarity between source domain items and target domain items and then explores the deeper connections between items (as well as between users) across different domains.

The first step of our CGSP framework is to construct a cross-domain similarity graph, denoted by  $G$ ; this distills the compressed relationships between users and items across the two domains. It effectively addresses the data sparsity problem by constructing an interconnected graph that integrates direct similarities within the target domain with supportive similarities derived from the source domain. This cross-domain approach enables a richer representation of user preferences, which eventually enhances personalized recommendations. To effectively integrate source and target domain user-item information into a single similarity graph  $G$ , we model two distinct graphs: i) the *target-only* similarity graph that encodes the information within the target domain  $S$ , and ii) the *source-bridged* similarity graph  $\tilde{S}$  that incorporates additional information from the source domain. By linearly combining these graphs according to  $G = (1 - \alpha)S + \alpha\tilde{S}$ , CGSP facilitates the capture of signals across the domains as well as within the target domain. Note that the hyperparameter  $\alpha$  helps to find the optimal balance between the two domains, controlling the extent to which signals from the source domain are utilized to enhance cross-domain recommendation.

Once the cross-domain similarity graph is constructed, a graph linear filter (see Section 3.1) is applied to the graph to strengthen the underlying connections. Then, an input signal for each user  $x_u$  is generated to be filtered with the cross-domain similarity graph. Here, CGSP models more intensive and informative signals to encode more personalized preferences, instead of simply using a user's original interactions as the input signal. By processing the personalized graph signals through the filtered graph, CGSP obtains the final prediction scores for each user. In detail, for user  $u$ , the personalized graph signal  $x_u$  is filtered by  $s_u = x_u G$ , which serves as the final scores for item recommendation in the end.

Based on the CGSP framework, in this work, we explore three different strategies to define and augment the cross-domain similarity graph, each of which is discussed in the following subsections.

- Items-only similarity graph (CGSP<sub>IO</sub>)
- Overlapping users-augmented similarity graph (CGSP<sub>OA</sub>)
- Users-augmented similarity graph (CGSP<sub>UA</sub>)

## 4.2 GSP on Items-Only Similarity Graph

**4.2.1 Cross-domain similarity graph construction.** The first strategy is to construct a cross-domain similarity graph while focusing only on target domain items  $G_{IO} \in \mathbb{R}^{|I_T| \times |I_T|}$ . The similarity graph is obtained by  $\alpha$ -weighted combination of the source-bridged similarity

graph  $\tilde{S}_{I_T}$  and the target-only similarity graph  $S_{I_T}$  (in Equation (7)),

$$G_{IO} = (1 - \alpha)S_{I_T} + \alpha\tilde{S}_{I_T}. \quad (9)$$

The source-bridged item similarity graph is computed by incorporating information from the source domain to enhance the item similarity within the target domain. Inter-domain item similarities are effectively inferred from interactions of the overlapping users.

$$\tilde{S}_{I_T} = S_{I_T, I_S} S_{I_S, I_T} S_{I_T} = (R_{OT}^\top R_{OS})(R_{OS}^\top R_{OT})(R_T^\top R_T). \quad (10)$$

With the help of source domain knowledge, it is capable of capturing more fine-grained relationships, thereby gaining more interconnected (or dense) representation of target domain items.

**4.2.2 Personalized graph signal filtering.** To define personalized signals of each user for the cross-domain similarity graph, described in Section 4.2.1, we generate the signals based on the similarity between a user and the target domain items. For intra-domain and inter-domain recommendation, we separately model the input signals for the source domain users  $X_T \in \mathbb{R}^{|U_T| \times |I_T|}$  and target domain users  $X_S \in \mathbb{R}^{|U_S| \times |I_T|}$ , described as follows:

$$\begin{aligned} X_T &= \text{Signal}(U_T \mapsto I_T) = S_{U_T, I_T} = R_T, \\ X_S &= \text{Signal}(U_S \mapsto I_T) = S_{U_S, I_S} S_{I_S, I_T} = R_S R_{OS}^\top R_{OT}. \end{aligned} \quad (11)$$

Using the personalized signals above, the signal filtered on  $G_{IO}$  can serve as the final scores for item recommendation. That is, for each user  $u$ , the final score is obtained by  $s_u = x_u G_{IO} \in \mathbb{R}^{|I_T|}$ , where  $x_u$  denotes the input signal for the user  $u$  from  $X$ .

## 4.3 GSP on Overlapping Users-Augmented Similarity Graph

**4.3.1 Cross-domain similarity graph construction.** The second strategy is to implement augmentation on items-only similarity graph  $G_{IO}$  to include overlapping users  $U_O$  as well. The augmented similarity graph  $G_{OA} \in \mathbb{R}^{(|U_O| + |I_T|) \times (|U_O| + |I_T|)}$  integrates source-bridged similarity  $\tilde{S}_{U_O \cup I_T}$  and target-only bridged similarity  $S_{U_O \cup I_T}$ , both of which include all relationships between the overlapping users and target domain items.

$$\begin{aligned} G_{OA} &= (1 - \alpha)S_{U_O \cup I_T} + \alpha\tilde{S}_{U_O \cup I_T} \\ &= (1 - \alpha) \begin{bmatrix} S_{U_O} & S_{U_O, I_T} \\ (S_{U_O, I_T})^\top & S_{I_T} \end{bmatrix} + \alpha \begin{bmatrix} \tilde{S}_{U_O} & \tilde{S}_{U_O, I_T} \\ (\tilde{S}_{U_O, I_T})^\top & \tilde{S}_{I_T} \end{bmatrix}, \end{aligned} \quad (12)$$

where the similarities of overlapping users in the target domain can be easily built by  $S_{U_O} = R_{OT} R_{OT}^\top$  and  $S_{U_O, I_T} = R_{OT} R_T^\top R_T$ , similar to Equation (7). The source-bridged similarity for overlapping users is attained by combining their similarities to both domains.

$$\begin{aligned} \tilde{S}_{U_O} &= S_{U_O, I_T} S_{I_T, I_S} S_{I_S, I_T} S_{I_T, U_O} \\ &= R_{OT} (R_{OT}^\top R_{OS})(R_{OS}^\top R_{OT}) R_{OT}^\top, \\ \tilde{S}_{U_O, I_T} &= S_{U_O, U_S} S_{U_S, U_O} S_{U_O, I_T} \\ &= (R_{OS} R_S^\top R_S)(R_{OS}^\top R_{OT})(R_T^\top R_T). \end{aligned} \quad (13)$$

**4.3.2 Personalized graph signal filtering.** Since the dimension of cross-domain similarity graph has been extended to  $|U_O| + |I_T|$ , the input signal should also be extended to include similarity with the overlapping users, resulting in  $X_T \in \mathbb{R}^{|U_T| \times (|U_O| + |I_T|)}$  and  $X_S \in \mathbb{R}^{|U_S| \times (|U_O| + |I_T|)}$ . Thus, input signals can be built by simply

concatenating the similarities for overlapping users with those for target domain items:

$$\begin{aligned} \mathbf{X}_T &= \text{Signal}(\mathcal{U}_T \mapsto \mathcal{U}_O \cup \mathcal{I}_T) \\ &= [\mathbf{S}_{\mathcal{U}_T, \mathcal{U}_O} \quad \mathbf{S}_{\mathcal{U}_T, \mathcal{I}_T}] = [\mathbf{R}_T \mathbf{R}_{OT}^\top \quad \mathbf{R}_T], \\ \mathbf{X}_S &= \text{Signal}(\mathcal{U}_S \mapsto \mathcal{U}_O \cup \mathcal{I}_T) \\ &= [\mathbf{S}_{\mathcal{U}_S, \mathcal{U}_O} \quad \mathbf{S}_{\mathcal{U}_S, \mathcal{I}_T}] = [\mathbf{R}_S \mathbf{R}_{OS}^\top \quad \mathbf{R}_S \mathbf{R}_{OS}^\top \mathbf{R}_{OT}]. \end{aligned} \quad (14)$$

Given the extended input signal  $\mathbf{X}_T$ ,  $\mathbf{X}_S$ , and the cross-domain similarity graph  $\mathbf{G}_{OA}$ , a post-processing step is necessary for score prediction. This involves  $s_u = (x_u \mathbf{G}_{OA})[-n_{\text{items}}:]$ , where  $n_{\text{items}}$  refers to the number of target domain items, which extracts each user's personalized preferences specifically towards the items.

#### 4.4 GSP on Users-Augmented Similarity Graph

**4.4.1 Cross-domain similarity graph construction.** For the last strategy, we extend the cross-domain similarity to include all users and items in the target domain. Being consistent with previous approaches in Sections 4.2 and 4.3, the source-bridged similarity  $\tilde{\mathbf{S}}_{\mathcal{U}_T \cup \mathcal{I}_T}$  is combined with target-only similarity  $\mathbf{S}_{\mathcal{U}_T \cup \mathcal{I}_T}$ , which results in the cross-domain similarity  $\mathbf{G}_{UA} \in \mathbb{R}^{(|\mathcal{U}_T|+|\mathcal{I}_T|) \times (|\mathcal{U}_T|+|\mathcal{I}_T|)}$ :

$$\begin{aligned} \mathbf{G}_{UA} &= (1 - \alpha) \mathbf{S}_{\mathcal{U}_T \cup \mathcal{I}_T} + \alpha \tilde{\mathbf{S}}_{\mathcal{U}_T \cup \mathcal{I}_T} \\ &= (1 - \alpha) \begin{bmatrix} \mathbf{S}_{\mathcal{U}_T} & \mathbf{S}_{\mathcal{U}_T, \mathcal{I}_T} \\ (\mathbf{S}_{\mathcal{U}_T, \mathcal{I}_T})^\top & \mathbf{S}_{\mathcal{I}_T} \end{bmatrix} + \alpha \begin{bmatrix} \tilde{\mathbf{S}}_{\mathcal{U}_T} & \tilde{\mathbf{S}}_{\mathcal{U}_T, \mathcal{I}_T} \\ (\tilde{\mathbf{S}}_{\mathcal{U}_T, \mathcal{I}_T})^\top & \tilde{\mathbf{S}}_{\mathcal{I}_T} \end{bmatrix}. \end{aligned} \quad (15)$$

Note that the source-bridged similarity for target domain users  $\tilde{\mathbf{S}}_{\mathcal{U}_T}$  can be acquired by linking their similarities to target domain items  $\mathbf{S}_{\mathcal{U}_T, \mathcal{I}_T}$  with inter-domain item similarities  $\mathbf{S}_{\mathcal{I}_T, \mathcal{I}_S}$ :

$$\begin{aligned} \tilde{\mathbf{S}}_{\mathcal{U}_T} &= \mathbf{S}_{\mathcal{U}_T, \mathcal{I}_T} \mathbf{S}_{\mathcal{I}_T, \mathcal{I}_S} \mathbf{S}_{\mathcal{I}_S, \mathcal{I}_T} \mathbf{S}_{\mathcal{I}_T, \mathcal{U}_T} \\ &= \mathbf{R}_T (\mathbf{R}_{OT}^\top \mathbf{R}_{OS}) (\mathbf{R}_{OS}^\top \mathbf{R}_{OT}) \mathbf{R}_T^\top, \\ \tilde{\mathbf{S}}_{\mathcal{U}_T, \mathcal{I}_T} &= \mathbf{S}_{\mathcal{U}_T, \mathcal{I}_T} \mathbf{S}_{\mathcal{I}_T, \mathcal{I}_S} \mathbf{S}_{\mathcal{I}_S, \mathcal{I}_T} \mathbf{S}_{\mathcal{I}_T, \mathcal{I}_T} \\ &= \mathbf{R}_T (\mathbf{R}_{OT}^\top \mathbf{R}_{OS}) (\mathbf{R}_S^\top \mathbf{R}_S) (\mathbf{R}_{OS}^\top \mathbf{R}_{OT}) (\mathbf{R}_T^\top \mathbf{R}_T). \end{aligned} \quad (16)$$

**4.4.2 Personalized graph signal filtering.** To make the signals align with the augmented cross-domain similarity graph  $\mathbf{G}_{UA}$ , the personalized input signals broaden beyond the similarity with target domain items to encompass the similarity with all users in the target domain. They are built by concatenating the similarities with target domain users to those with target domain items.

$$\begin{aligned} \mathbf{X}_T &= \text{Signal}(\mathcal{U}_T \mapsto \mathcal{U}_T \cup \mathcal{I}_T) \\ &= [\mathbf{S}_{\mathcal{U}_T} \quad \mathbf{S}_{\mathcal{U}_T, \mathcal{I}_T}] = [\mathbf{R}_T \mathbf{R}_T^\top \quad \mathbf{R}_T], \\ \mathbf{X}_S &= \text{Signal}(\mathcal{U}_S \mapsto \mathcal{U}_T \cup \mathcal{I}_T) \\ &= [\mathbf{S}_{\mathcal{U}_S, \mathcal{U}_T} \quad \mathbf{S}_{\mathcal{U}_S, \mathcal{I}_T}] = [\mathbf{R}_S \mathbf{R}_{OS}^\top \mathbf{R}_{OT} \mathbf{R}_T^\top \quad \mathbf{R}_S \mathbf{R}_{OS}^\top \mathbf{R}_{OT}]. \end{aligned} \quad (17)$$

To extract individual user preferences for target domain items from the augmented graph  $\mathbf{G}_{UA}$ , it has to be post-processed to obtain final predicted score. Using the personalized signal  $x_u \in \mathbb{R}^{(|\mathcal{U}_T|+|\mathcal{I}_T|)}$ , the final score is obtained by  $s_u = (x_u \mathbf{G}_{UA})[-n_{\text{items}}:]$ .

#### 4.5 Strategy Comparison

The aforementioned three strategies aim to construct a cross-domain similarity graph  $\mathbf{G}$  incorporating the target-only similarity  $\mathbf{S}$  and the source-bridged similarity  $\tilde{\mathbf{S}}$ . All the strategies basically include

**Table 1: Statistics of the datasets.**

Datasets	Domain	#Users	#Items	Sparsity (%)
Douban	Movie	2,712	34,893	98.65
	Music	1,820	79,878	99.88
	Book	2,212	95,875	99.89
Amazon	Movie	46,415	51,925	99.95
	Music	39,074	67,677	99.97
	Sports	19,119	41,082	99.97
	Clothes	41,475	80,249	99.99

the enriched item-item similarity, denoted by  $\mathbf{G}_{IO}$ . However,  $\text{CGSP}_{IO}$  that only incorporates the similarity between source domain items and target domain items might not be sufficient to fully represent the relationships in the target domain; this highlights the importance of leveraging user-focused similarities. In this sense,  $\text{CGSP}_{OA}$  emphasizes the role of the overlapping users as the key bridge linking the two domains, while reflecting the inherent similarity within each domain. Expanding further,  $\text{CGSP}_{UA}$  includes all users in the target domain, considering the similarity between source domain users and target domain users. The inclusion of users enhances the richness of the graph, facilitating more effective processing of personalized graph signals.

## 5 EXPERIMENTS

In this section, we present the experimental results to answer the following research questions:

- **RQ1:** How effective is CGSP to utilize source domain information with graph signal processing?
- **RQ2:** How effective is CGSP for the cold-start problem?
- **RQ3:** How effective is CGSP when the ratio of overlapping users is low between the source and target domains?
- **RQ4:** How effective is  $\alpha$  to handle domain discrepancy?
- **RQ5:** How efficient is CGSP in terms of execution time?

### 5.1 Experimental Settings

**5.1.1 Datasets and domain setup.** We employ two widely-used multi-domain datasets: **Douban** and **Amazon** [12, 36, 38]. Douban is a popular service in China that features user ratings across various content categories. Following [37], we use Movie as the source domain, and Music and Book as the target domains. Amazon dataset also encompasses a wide range of products and user ratings. Following recent work [2, 40], we select Movie as the source domain and Music as the target domain. Additionally, Sports and Clothes are chosen as the source and target domains. The statistics and domain setup are summarized in Table 1 and Table 2.

It is worth noting that the two datasets have distinct characteristics. Amazon dataset is highly sparse, which makes recommendation tasks challenging. On the other hand, Douban dataset has a very high ratio of overlapping users<sup>2</sup>, almost reaching 1; this indicates that most of the users in the Music or Book domains are active in the Movie domain as well.

**5.1.2 Evaluation setup.** Our experiments include both intra-domain and inter-domain recommendation scenarios. For the intra-domain

<sup>2</sup>This ratio is calculated as the proportion of target-domain users who are also present in the source domain.



**Table 2: Intra-domain and inter-domain CDR scenarios with different ratios of overlapping users.**

Scenario	Dataset	Source→Target	Overlap Ratio
Intra-domain	Douban	Movie→Music	1.000
	Douban	Movie→Book	0.999
	Amazon	Movie→Music	0.181
Inter-domain	Douban	Movie→Music	0.995
	Amazon	Movie→Music	0.099
	Amazon	Sports→Clothes	0.041

scenario, from the target domain, 80% of each user’s historical interactions are used for training and the remaining 20% for testing [26]. Additionally, 20% of the training interactions are randomly selected to form a validation set for optimizing the hyperparameters. For the inter-domain scenario, we designate 50% of overlapping users as test users. Their interactions in the source domain are used for training, and those in the target domain for testing. Similar to the intra-domain recommendation scenario, 20% of the training interactions are used as a validation set.

We focus on the top- $N$  recommendation task for implicit feedback, adopting two commonly used ranking metrics: Recall@ $N$  and NDCG@ $N$  [2, 12]. It is noted that we opt for a full-rank evaluation instead of a sampling-based evaluation, such as the leave-one-out protocol, for a more thorough assessment.

**5.1.3 Baselines.** We consider different sets of baseline methods for intra-domain and inter-domain CDR scenarios, respectively.

For evaluation in **intra-domain CDR scenarios**, we execute basic CF methods using user-item interactions only in a target domain (*single domain*), and those in both domains (*unified domain*):

- **GF-CF** [26], **LGCN-IDE** [26], **PGSP** [40]: These are GSP-based methods specifically for CF. In terms of GF-CF and PGSP, they initially utilize a mixed-frequency filter combining a linear filter and an ideal low-pass filter. To compare the results with ours, we conduct experiments using both the linear filter and the mixed-frequency filter, thus reporting the superior performance.
- **BPR** [24], **LGCN** [8]: These are encoder-based methods that respectively train user/item embeddings and graph encoder through optimization of pairwise ranking loss.

We also compare CDR methods for the intra-domain scenario:

- **DCDCSR** [37], **CoNet** [10]: These are encoder-based methods utilizing the dual-network architecture to transfer information through cross-connections by leveraging shared features between the source and target domains.
- **UniCDR** [2]: This is the most recent and unified framework capable of both intra-domain and inter-domain recommendation by learning domain-specific feature extraction and shared feature representations.

For evaluation in **inter-domain CDR scenarios**, we execute basic CF methods using user-item interactions in a unified domain (*unified domain*), where the union of both domains is regarded as a single target domain: **GF-CF** [26], **LGCN-IDE** [26], **PGSP** [40], **BPR** [24], and **LGCN** [8]. We additionally evaluate CDR methods for the inter-domain scenario, including **UniCDR** [2] which is applicable to intra-domain scenarios as well:

- **EMCDR** [22], **SSCDR** [12], **PTUPCDR** [16]: These are encoder-based methods that adopt the embedding-and-mapping strategy to project cold-start users’ embeddings from the source domain to the target domain.

**5.1.4 Implementation details.** For CGSP, we evaluate our approach in two configurations depending on how to set the hyperparameter  $\alpha$ : *optimal* and *fixed*, whose final performance is denoted as CGSP\* and CGSP<sup>†</sup>, respectively. CGSP\* identifies the optimal value for  $\alpha$  by selecting the one that achieved the highest NDCG score tested on the validation set, whereas CGSP<sup>†</sup> uses an empirically fixed value  $\alpha = 0.85$ . For the baseline CDR methods, we use the experimental settings from the public library<sup>3</sup> and the source code<sup>4</sup>.

## 5.2 Effectiveness in CDR Scenarios (RQ1&2)

**5.2.1 Performance for intra-domain recommendation (RQ1).** The recommendation accuracy for target domain users (i.e., intra-domain) is reported in Table 3 (Left). Our CGSP methods show significant performance improvements over single-domain methods, underscoring the value of leveraging source domain information as well, even with GSP-based CF methods. In addition, when compared to the results of baseline methods in the unified domain, CGSP exhibits superior performance.

Notably, the performance gain of CGSP becomes pronounced in the Amazon Movie→Music task, where the overlapping user ratio is only 18%. On the contrary, in the same task, GSP-based CF methods using the unified domain graph do not always perform better than the ones using the single domain graph, implying their sensitiveness to the overlapping user ratio; this suggests that incorporating source domain information into the cross-domain graph is more effective than simply regarding the two domains as a unified domain.

Our methods also significantly outperform the recent encoder-based CDR methods (i.e., DCDCSR and CoNet), attributable to the inherent challenges of CF with a sparse dataset, where parametric encoders often struggle to be effectively optimized. Among the three augmentation strategies in our CGSP framework, CGSP<sub>OA</sub> especially demonstrates remarkable performance, which supports the importance of concentrating on overlapping users when integrating information from external domains.

**5.2.2 Performance for inter-domain recommendation (RQ1&2).** The recommendation accuracy for source domain users who have no interactions in target domain (i.e. cold-start users) is reported in Table 3 (Right). Both of the GSP-based CF methods that adopt the unified domain and cross-domain graph outperform encoder-based methods. Despite the absence of historical interactions in target domain, CGSP achieves good performance, indicating its effectiveness in addressing the cold-start problem. Similar to intra-domain recommendation, for the encoder-based CDR methods, it is challenging to train their inter-domain user mapping functions as well as encoders by solely using interactions without semantic features; they typically need richer datasets or additional features to perform optimally, as the interaction matrix by itself lacks the comprehensive data necessary for effective learning in complex CDR scenarios. In this scenario, CGSP<sub>UA</sub> exhibits remarkable performance compared

<sup>3</sup><https://github.com/RUCAIBox/RecBole-CDR>

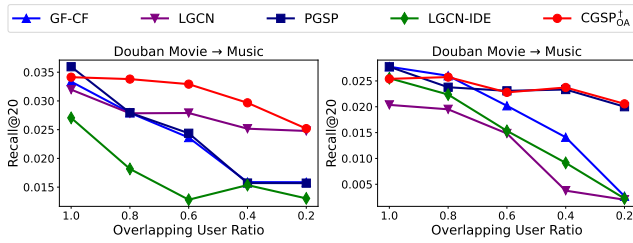
<sup>4</sup><https://github.com/cjx96/UniCDR>

**Table 3: Performance for top- $K$  recommendation to target domain users (*intra-domain*; Left) and source domain users (*inter-domain*; Right).  $\dagger$  and  $*$  report test accuracies with the fixed  $\alpha = 0.85$  and the optimal  $\alpha$  showing the highest accuracy on the validation set, respectively. The best and second-best results are highlighted in bold and underlined.**

Method		Intra-domain Recommendation						Inter-domain Recommendation					
		Douban		Douban		Amazon		Douban		Amazon		Amazon	
		Movie→Music		Movie→Book		Movie→Music		Movie→Music		Movie→Music		Sports→Clothes	
		Recall@20	NDCG@20	Recall@20	NDCG@20	Recall@20	NDCG@20	Recall@20	NDCG@20	Recall@20	NDCG@20	Recall@20	NDCG@20
Single domain	BPR	0.0033	0.0019	0.0031	0.0011	0.0011	0.0015	-	-	-	-	-	-
	LGCN	0.0270	0.0200	0.0424	0.0282	0.0511	0.0262	-	-	-	-	-	-
	LGCN-IDE	0.0108	0.0082	0.0090	0.0062	0.0670	0.0336	-	-	-	-	-	-
	GF-CF	0.0134	0.0112	0.0236	0.0175	0.0755	0.0379	-	-	-	-	-	-
	PGSP	0.0137	0.0112	0.0226	0.0168	0.0724	0.0535	-	-	-	-	-	-
Unified domain	BPR	0.0079	0.0047	0.0047	0.0019	0.0022	0.0095	0.0011	0.0012	0.0013	0.0014	0.0014	0.0010
	LGCN	0.0320	0.0171	<u>0.0464</u>	0.0316	0.0255	0.0167	0.0204	0.0473	0.0190	0.0351	0.0162	0.0183
	LGCN-IDE	0.0282	0.0178	0.0366	0.0259	0.0684	0.0340	0.0255	0.0543	0.0557	0.0804	0.0458	0.0447
	GF-CF	0.0334	0.0233	0.0424	0.0307	0.0684	0.0340	<b>0.0277</b>	<b>0.0611</b>	0.0609	0.0909	0.0526	0.0504
	PGSP	<b>0.0360</b>	0.0234	0.0424	0.0307	0.0684	0.0501	<u>0.0277</u>	<u>0.0611</u>	0.0610	0.0909	0.0521	0.0498
Cross-domain	DCDCSR	0.0054	0.0044	0.0033	0.0027	0.0109	0.0047	-	-	-	-	-	-
	CoNet	0.0051	0.0035	0.0032	0.0023	0.0009	0.0005	-	-	-	-	-	-
	EMCDR	-	-	-	-	-	-	0.0087	0.0108	0.0020	0.0039	0.0014	0.0012
	SSCDR	-	-	-	-	-	-	0.0022	0.0024	0.0018	0.0014	0.0016	0.0013
	PTUPCDR	-	-	-	-	-	-	0.0088	0.0109	0.0025	0.0047	0.0015	0.0013
	UniCDR	0.0047	0.0033	0.0067	0.0061	0.0010	0.0012	0.0209	0.0013	0.0099	0.0041	0.0049	0.0021
	CGSP <sub>IO</sub> <sup>†</sup>	0.0276	0.0197	0.0436	0.0299	0.0764	0.0385	0.0252	0.0550	0.0395	0.0640	0.0423	0.0404
	CGSP <sub>IO</sub> <sup>*</sup>	0.0334	<u>0.0249</u>	0.0236	0.0175	0.0670	0.0336	0.0225	0.0467	0.0527	0.0752	0.0451	0.0443
	CGSP <sub>OA</sub> <sup>†</sup>	<u>0.0349</u>	<b>0.0271</b>	<b>0.0479</b>	<b>0.0330</b>	<u>0.0965</u>	0.0512	0.0254	0.0556	0.0548	0.0906	0.0541	0.0636
	CGSP <sub>OA</sub> <sup>*</sup>	0.0283	0.0228	<u>0.0464</u>	<u>0.0324</u>	<b>0.0977</b>	0.0534	0.0265	0.0587	0.0644	0.1065	0.0574	0.0672
	CGSP <sub>UA</sub> <sup>†</sup>	0.0279	0.0213	0.0356	0.0248	0.0726	<b>0.0538</b>	0.0258	0.0474	<u>0.0660</u>	<u>0.1126</u>	<u>0.0651</u>	<u>0.0793</u>
	CGSP <sub>UA</sub> <sup>*</sup>	0.0179	0.0154	0.0262	0.0196	0.0727	<u>0.0537</u>	0.0242	0.0579	<b>0.0673</b>	<b>0.1136</b>	<b>0.0677</b>	<b>0.0861</b>

to CGSP<sub>IO</sub> and CGSP<sub>OA</sub>, which strongly indicates that augmentation with user-focused similarity is helpful to have a deep understanding of user behaviors. Given that CGSP<sub>UA</sub> takes substantial account of source domain information, it successfully captures personalized graph signals that enhance recommendation accuracy.

### 5.3 Robustness to Overlapping User Ratio (RQ3)



**Figure 3: Performance changes of CGSP and baseline methods in intra-domain (Left) and inter-domain (Right) CDR scenarios w.r.t. the ratio of overlapping users.**

To investigate the robustness of CDR methods to the ratio of overlapping users, we measure their accuracy while varying the ratio of the Douban dataset. As indicated in Table 2, the Douban dataset has a very high overlapping user ratio, which is not realistic

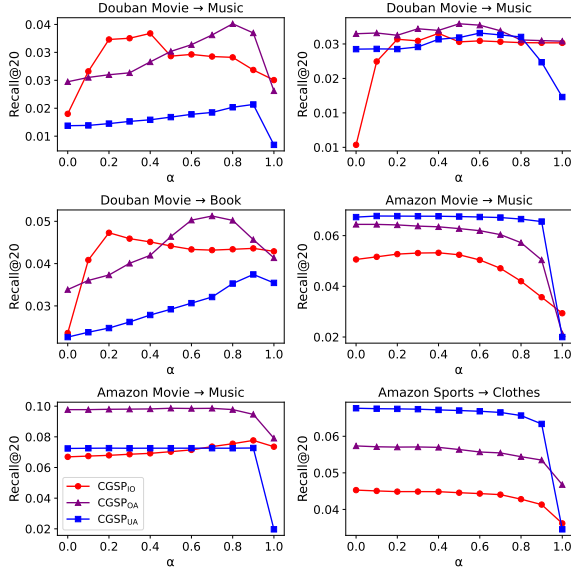
in real-world scenarios. To simulate more realistic settings, we manually adjust the overlapping user ratio from 20% to nearly 100% in the Douban Movie→Music task by randomly removing interactions of overlapping users in the source domain.

Figure 3 shows the performance changes of CGSP and the GSP-based CF methods in the unified domain, with respect to the ratio of overlapping users. For a CDR scenario with a high overlap ratio, the baseline methods tend to perform well in the unified domain as well, because merging the two domains would have a similar effect to simple data augmentation. However, they show significant performance drops as the overlapping user ratio decreases; in contrast, our CGSP approach shows consistent performance with minimal variance over a wide range of the ratio. Particularly, in case the overlapping user ratio is below 0.5, our method significantly outperforms the baselines. These results demonstrate that our method maintains robust performance even with a small number of overlapping users, highlighting its effectiveness and practicality in real-world CDR scenarios.

### 5.4 Impact of Source-Bridged Similarity (RQ4)

We then investigate the impact of the hyperparameter  $\alpha$  and its optimal value depending on the relationships between the two domains. Figure 4 illustrates recommendation performance across different  $\alpha$  values, ranging from 0.0 to 1.0, in both intra-domain





**Figure 4: Performance changes of  $\text{CGSP}_{\text{IO}}$ ,  $\text{CGSP}_{\text{OA}}$ , and  $\text{CGSP}_{\text{UA}}$  in intra-domain (Left) and inter-domain (Right) CDR scenarios w.r.t. the hyperparameter  $\alpha$ .**

(Left) and inter-domain (Right) recommendation scenarios. Note that an  $\alpha$  value of 0.0 indicates exclusive reliance on target domain information, whereas  $\alpha = 1.0$  signifies sole dependence on source-bridged information, overlooking inherent similarities in the target domain. We hypothesize that the semantic discrepancy between the source and target domains influences the utility of source-bridged information.

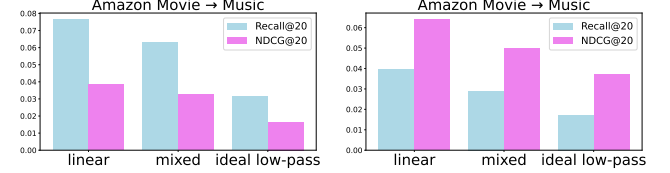
For intra-domain recommendation on the Douban Movie  $\rightarrow$  Book task, the performance continues to increase as  $\alpha$  increases, indicating that adding source-bridged information is beneficial; it also shows that utilizing only source-bridged information ( $\alpha = 1.0$ ) gains sub-optimal performance in the end. On the other hand, the Movie  $\rightarrow$  Music task in both Douban and Amazon shows improvement along with increasing  $\alpha$ . At the same time, its performance declines sharply after a certain point, even falling below the results from using only target domain information (i.e.,  $\alpha = 0$ ). This observation implies that Movie-Music domains are less semantically related than the Movie-Book domains.

For inter-domain recommendation on the Amazon Sports  $\rightarrow$  Clothes task, the performance declines as  $\alpha$  increases, indicating that user preferences in Clothes differ from those in Sports to some extent. The Movie  $\rightarrow$  Music task in both Douban and Amazon shows relatively consistent performance up to a certain point; this implies a degree of similarity between Movies and Music domains. However, unlike intra-domain recommendation scenarios, the performance does not improve much with increasing  $\alpha$ , and it remains relatively strong even when  $\alpha$  is set to 0. This performance trend implies that, for inter-domain recommendation, it is much important to generate a personalized input signal for each source domain user so that it can effectively transfer information from source to target domain.

Interestingly, the performance is especially poor when  $\alpha$  is set to either 0.0 or 1.0, compared to the value in (0.0, 1.0), suggesting that a balanced integration of the source-bridged information and

**Table 4: Total execution/training time of CDR methods in intra-domain (Upper) and inter-domain (Lower) recommendation scenarios, on the Amazon Movie  $\rightarrow$  Music dataset.**

Scenario	$\text{CGSP}_{\text{IO}}$	$\text{CGSP}_{\text{OA}}$	$\text{CGSP}_{\text{UA}}$	DCDCSR	UniCDR
Intra-domain	2m 52s	18m 33s	28m 1s	175m 2s	205m 26s
Scenario	$\text{CGSP}_{\text{IO}}$	$\text{CGSP}_{\text{OA}}$	$\text{CGSP}_{\text{UA}}$	SSCDR	UniCDR
Inter-domain	2m 41s	17m 45s	45m 24s	501m 45s	377m 15s



**Figure 5: Performance of  $\text{CGSP}_{\text{IO}}$  that adopts various graph filtering methods in intra-domain (Left) and inter-domain (Right) scenarios, on the Amazon Movie  $\rightarrow$  Music dataset.**

target-only information is more beneficial. The best performance is mostly achieved when  $\alpha$  lies between 0.8 and 0.9, indicating a predominance of source-bridged information over target-only. On every scenario of the Amazon dataset, there is little variation in the results, likely due to sparsity inherent in both source and target data. We can conclude that the benefits derived from the source domain are constrained under some conditions, such as a certain level of interaction density.

## 5.5 Efficiency in CDR Scenarios (RQ5)

We examine the efficiency of CGSP and that of other encoder-based CDR baselines in both recommendation scenarios. Table 4 reports the total execution time (for CGSP) and training time<sup>5</sup> (for baselines) required to attain their final outcomes presented in Table 3. The results show that CGSP (running on CPUs) substantially reduces execution time compared to the baselines (running on GPUs); since CGSP does not require optimizing model parameters, it achieves remarkable time efficiency in execution, highlighting another advantage of our GSP-based approach in real-world applications.

## 5.6 Effect of Various Graph Filters

Lastly, we explore the potential benefits of applying various types of filters within our framework, even though we have mainly focused on linear filters in this work. In detail, we analyze items-only cross-domain similarity graph  $G_{\text{IO}}$  from  $\text{CGSP}_{\text{IO}}$  with three different graph filtering methods: linear filter, ideal low-pass filter, and mixed filter. As shown in Figure 5, applying only the linear filter shows the best performance; this is because our CDR dataset has a high sparsity, which makes it challenging for the ideal low-pass filter to capture user preferences from global signals. However, there is still much room for further improvement in performance by utilizing various graph filters.

<sup>5</sup>For the baseline methods, we follow the hyperparameter settings, such as the number of training epochs, provided in their source code repository.

## 6 CONCLUSION

This paper presents a novel and unified CDR framework, termed CGSP, based on GSP. Our framework incorporates target-only and source-bridged similarities to construct a cross-domain similarity graph, thereby effectively capturing both intra-domain and inter-domain relationships. In particular, we introduce the hyperparameter to weight incorporation of source domain knowledge, addressing the sensitivity of CDR scenarios to domain discrepancies. CGSP demonstrate significant improvements in recommendation performance and time efficiency compared to baseline methods, especially when the overlapping user ratio is low between the source and target domains. Although we simply focus on the linear filter, the potential benefits of applying various types of filters remain open for future exploration. Our research paves the way for broader applications of GSP in real-world scenarios of recommendation.

## REFERENCES

- [1] Fabio Aioli. 2013. Efficient top-n recommendation for very large scale binary rated datasets. In *Proceedings of the 7th ACM conference on Recommender systems*. 273–280.
- [2] Jiangxia Cao, Shaoshuai Li, Bowen Yu, Xiaobo Guo, Tingwen Liu, and Bin Wang. 2023. Towards universal cross-domain recommendation. In *Proceedings of the Sixteenth ACM International Conference on Web Search and Data Mining*. 78–86.
- [3] Jiangxia Cao, Xixun Lin, Xin Cong, Jing Ya, Tingwen Liu, and Bin Wang. 2022. Disencdr: Learning disentangled representations for cross-domain recommendation. In *Proceedings of the 45th International ACM SIGIR conference on research and development in information retrieval*. 267–277.
- [4] Jiangxia Cao, Jiawei Sheng, Xin Cong, Tingwen Liu, and Bin Wang. 2022. Cross-domain recommendation to cold-start users via variational information bottleneck. In *2022 IEEE 38th International Conference on Data Engineering (ICDE)*. IEEE, 2209–2223.
- [5] Yu Chen, Chunling Yang, and Yan Zhang. 2018. Deep domain similarity Adaptation Networks for across domain classification. *Pattern Recognition Letters* 112 (2018), 270–276.
- [6] Yanyu Chen, Yao Yao, Wai Kin Victor Chan, Li Xiao, Kai Zhang, Liang Zhang, and Yun Ye. 2023. CDR-Adapter: Learning Adapters to Dig Out More Transferring Ability for Cross-Domain Recommendation Models. *arXiv preprint arXiv:2311.02398* (2023).
- [7] Jeongwhan Choi, Seoyoung Hong, Noseong Park, and Sung-Bae Cho. 2023. Blurring-Sharpener Process Models for Collaborative Filtering. In *Proceedings of the 46th International ACM SIGIR Conference on Research and Development in Information Retrieval*. 1096–1106.
- [8] Xiangnan He, Kuan Deng, Xiang Wang, Yan Li, Yongdong Zhang, and Meng Wang. 2020. Lightgcn: Simplifying and powering graph convolution network for recommendation. In *Proceedings of the 43rd International ACM SIGIR conference on research and development in Information Retrieval*. 639–648.
- [9] Seoyoung Hong, Jeongwhan Choi, Yeon-Chang Lee, Srikanth Kumar, and Noseong Park. 2024. SVD-AE: Simple Autoencoders for Collaborative Filtering. *arXiv preprint arXiv:2405.04746* (2024).
- [10] Guangneng Hu, Yu Zhang, and Qiang Yang. 2018. Conet: Collaborative cross networks for cross-domain recommendation. In *Proceedings of the 27th ACM international conference on information and knowledge management*. 667–676.
- [11] Yu-Ting Huang, Hsien-Hao Chen, Tung-Lin Wu, Chia-Yu Yeh, Jing-Kai Lou, Ming-Feng Tsai, and Chuan-Ju Wang. 2023. CPR: Cross-Domain Preference Ranking with User Transformation. In *European Conference on Information Retrieval*. Springer, 448–456.
- [12] SeongKu Kang, Junyoung Hwang, Dongha Lee, and Hwanjo Yu. 2019. Semi-supervised learning for cross-domain recommendation to cold-start users. In *Proceedings of the 28th ACM international conference on information and knowledge management*. 1563–1572.
- [13] Chenglin Li, Yuanzhen Xie, Chenyun Yu, Bo Hu, Zang Li, Guoqiang Shu, Xiaohu Qie, and Di Niu. 2023. One for all, all for one: Learning and transferring user embeddings for cross-domain recommendation. In *Proceedings of the Sixteenth ACM International Conference on Web Search and Data Mining*. 366–374.
- [14] Pan Li and Alexander Tuzhilin. 2020. Dtdcd: Deep dual transfer cross domain recommendation. In *Proceedings of the 13th International Conference on Web Search and Data Mining*. 331–339.
- [15] Jiahao Liu, Dongsheng Li, Hansu Gu, Tun Lu, Peng Zhang, and Ning Gu. 2022. Parameter-free dynamic graph embedding for link prediction. *Advances in Neural Information Processing Systems* 35 (2022), 27623–27635.
- [16] Jiahao Liu, Dongsheng Li, Hansu Gu, Tun Lu, Peng Zhang, Li Shang, and Ning Gu. 2023. Personalized graph signal processing for collaborative filtering. In *Proceedings of the ACM Web Conference 2023*. 1264–1272.
- [17] Meng Liu, Jianjun Li, Guohui Li, and Peng Pan. 2020. Cross domain recommendation via bi-directional transfer graph collaborative filtering networks. In *Proceedings of the 29th ACM international conference on information & knowledge management*. 885–894.
- [18] Weiming Liu, Chaochao Chen, Xinting Liao, Mengling Hu, Jiajie Su, Yanchao Tan, and Fan Wang. 2024. User Distribution Mapping Modelling with Collaborative Filtering for Cross Domain Recommendation. In *Proceedings of the ACM on Web Conference 2024*. 334–343.
- [19] Weiming Liu, Xiaolin Zheng, Mengling Hu, and Chaochao Chen. 2022. Collaborative filtering with attribution alignment for review-based non-overlapped cross domain recommendation. In *Proceedings of the ACM web conference 2022*. 1181–1190.
- [20] Weiming Liu, Xiaolin Zheng, Jiajie Su, Longfei Zheng, Chaochao Chen, and Mengling Hu. 2023. Contrastive proxy kernel stein path alignment for cross-domain cold-start recommendation. *IEEE Transactions on Knowledge and Data Engineering* (2023).
- [21] Kezhi Lu, Qian Zhang, Danny Hughes, Guangquan Zhang, and Jie Lu. 2024. AMT-CDR: A Deep Adversarial Multi-channel Transfer Network for Cross-domain Recommendation. *ACM Transactions on Intelligent Systems and Technology* (2024).
- [22] Tong Man, Huawei Shen, Xiaolong Jin, and Xueqi Cheng. 2017. Cross-domain recommendation: An embedding and mapping approach. In *IJCAI*, Vol. 17. 2464–2470.
- [23] Bryan Perozzi, Rami Al-Rfou, and Steven Skiena. 2014. Deepwalk: Online learning of social representations. In *Proceedings of the 20th ACM SIGKDD international conference on Knowledge discovery and data mining*. 701–710.
- [24] Steffen Rendle, Christoph Freudenthaler, Zeno Gantner, and Lars Schmidt-Thieme. 2012. BPR: Bayesian personalized ranking from implicit feedback. *arXiv preprint arXiv:1205.2618* (2012).
- [25] Ashish Kumar Sahu and Pragya Dwivedi. 2020. Knowledge transfer by domain-independent user latent factor for cross-domain recommender systems. *Future Generation Computer Systems* 108 (2020), 320–333.
- [26] Yifei Shen, Yongji Wu, Yao Zhang, Caihua Shan, Jun Zhang, B Khaled Letiaief, and Dongsheng Li. 2021. How powerful is graph convolution for recommendation? In *Proceedings of the 30th ACM international conference on information & knowledge management*. 1619–1629.
- [27] Jiafeng Xia, Dongsheng Li, Hansu Gu, Jiahao Liu, Tun Lu, and Ning Gu. 2022. FIRE: Fast incremental recommendation with graph signal processing. In *Proceedings of the ACM Web Conference 2022*. 2360–2369.
- [28] Jiafeng Xia, Dongsheng Li, Hansu Gu, Tun Lu, Peng Zhang, Li Shang, and Ning Gu. 2024. Hierarchical Graph Signal Processing for Collaborative Filtering. In *Proceedings of the ACM on Web Conference 2024*. 3229–3240.
- [29] Jiajie Xu, Jiayu Song, Yu Sang, and Lihua Yin. 2023. CDAML: a cluster-based domain adaptive meta-learning model for cross domain recommendation. *World Wide Web* 26, 3 (2023), 989–1003.
- [30] Wenhao Yang, Yingchun Jian, Yibo Wang, Shiyin Lu, Lei Shen, Bing Wang, Haihong Tang, and Lijun Zhang. 2024. Not All Embeddings are Created Equal: Towards Robust Cross-domain Recommendation via Contrastive Learning. In *Proceedings of the ACM on Web Conference 2024*. 3195–3206.
- [31] Wenhui Yu and Zheng Qin. 2020. Graph convolutional network for recommendation with low-pass collaborative filters. In *International Conference on Machine Learning*. PMLR, 10936–10945.
- [32] Feng Yuan, Lina Yao, and Boualem Benatallah. 2019. DAREC: Deep domain adaptation for cross-domain recommendation via transferring rating patterns. *arXiv preprint arXiv:1905.10760* (2019).
- [33] Tianzi Zang, Yanmin Zhu, Haobing Liu, Ruohan Zhang, and Jiadi Yu. 2022. A survey on cross-domain recommendation: taxonomies, methods, and future directions. *ACM Transactions on Information Systems* 41, 2 (2022), 1–39.
- [34] Cheng Zhao, Chenliang Li, Rong Xiao, Hongbo Deng, and Aixin Sun. 2020. CATN: Cross-domain recommendation for cold-start users via aspect transfer network. In *Proceedings of the 43rd international ACM SIGIR conference on research and development in information retrieval*. 229–238.
- [35] Chuang Zhao, Hongke Zhao, Ming He, Jian Zhang, and Jianping Fan. 2023. Cross-domain recommendation via user interest alignment. In *Proceedings of the ACM Web Conference 2023*. 887–896.
- [36] Feng Zhu, Chaochao Chen, Yan Wang, Guanfeng Liu, and Xiaolin Zheng. 2019. Dtdcr: A framework for dual-target cross-domain recommendation. In *Proceedings of the 28th ACM International Conference on Information and Knowledge Management*. 1533–1542.
- [37] Feng Zhu, Yan Wang, Chaochao Chen, Guanfeng Liu, Mehmet A. Orgun, and Jia Wu. 2018. A Deep Framework for Cross-Domain and Cross-System Recommendations. In *International Joint Conference on Artificial Intelligence*. <https://api.semanticscholar.org/CorpusID:51609477>
- [38] Feng Zhu, Yan Wang, Chaochao Chen, Guanfeng Liu, and Xiaolin Zheng. 2020. A graphical and attentional framework for dual-target cross-domain recommendation. In *IJCAI*, Vol. 21. 39.

- [39] Yongchun Zhu, Kaikai Ge, Fuzhen Zhuang, Ruobing Xie, Dongbo Xi, Xu Zhang, Leyu Lin, and Qing He. 2021. Transfer-meta framework for cross-domain recommendation to cold-start users. In *Proceedings of the 44th international ACM SIGIR conference on research and development in information retrieval*. 1813–1817.
- [40] Yongchun Zhu, Zhenwei Tang, Yudan Liu, Fuzhen Zhuang, Ruobing Xie, Xu Zhang, Leyu Lin, and Qing He. 2022. Personalized transfer of user preferences for cross-domain recommendation. In *Proceedings of the fifteenth ACM international conference on web search and data mining*. 1507–1515.