

TWIN-STAR HYPOTHESIS AND CYCLE-FREE d -PARTITIONS OF K_{2d}

MATTHEW J. FYFE, STEVEN R. LIPPOLD, MIHAI D. STAIC, AND ALIN STANCU

ABSTRACT. In this paper we study an equivalence relation defined on the set of cycle-free d -partitions of the complete graph K_{2d} . We discuss a conjecture which states that this equivalence relation has only one equivalence class, and show that the conjecture is equivalent with the so called twin-star hypothesis. We check the conjecture in the case $d = 4$ and discuss how this relates to the determinant-like map \det^{S^2} .

INTRODUCTION

It is well known that if Γ is a subgraph of the complete graph K_n with $|E(\Gamma)| \geq n$ then Γ has a cycle. Using this fact, one can show that if $\Gamma_1, \dots, \Gamma_d$ are cycle-free subgraphs of K_n such that the set of edges $E(\Gamma_1), \dots, E(\Gamma_d)$ form a partition for $E(K_n)$, then $d \geq \lfloor \frac{n+1}{2} \rfloor$. In particular, once we fix d the largest n for which such a partition exists is $n = 2d$. Moreover, in this limit case, if $\Gamma_1, \dots, \Gamma_d$ is a cycle-free partition for K_{2d} then $|E(\Gamma_i)| = 2d - 1$ for each $1 \leq i \leq d$. While this seems like a random fact, it turns out that the set of cycle-free d -partitions of the complete graph K_{2d} is naturally endowed with a collection of involutions, that play an important role to a generalization of the determinant map.

More precisely, for a vector space V_d of dimension d , the classical determinant can be viewed as the unique (up to a scalar) nontrivial linear map $\det : V_d^{\otimes d} \rightarrow k$, such that $\det(\otimes_{1 \leq i \leq d} v_i) = 0$, if there exist $1 \leq x < y \leq d$ such that $v_x = v_y$. It was shown in [5] that there exist a nontrivial linear map $\det^{S^2} : V_d^{\otimes d(2d-1)} \rightarrow k$ with the property that $\det^{S^2}(\otimes_{1 \leq i < j \leq 2d} v_{i,j}) = 0$, if there exist $1 \leq x < y < z \leq 2d$ such that $v_{x,y} = v_{x,z} = v_{y,z}$. This result gives a partial answer to a conjecture from [4] where it was proposed that such a nontrivial map exists and is unique (up to a scalar). The uniqueness in the case $d = 2$ was checked in [4] by brute force.

In an attempt to establish the uniqueness of \det^{S^2} , for any value of d , cycle-free d -partitions of the complete graph K_{2d} were introduced in [3]. It was shown there that for any cycle-free d -partition $(\Gamma_1, \dots, \Gamma_d)$ of K_{2d} and any three vertices x, y and z , there exists a unique cycle-free d -partition $(\Gamma_1, \dots, \Gamma_d)^{(x,y,z)}$ which coincides with the initial partition everywhere except on at least two of the edges (x, y) , (x, z) , and (y, z) . This result establishes the existence of an involution (x, y, z) on the set of cycle-free d -partitions $\mathcal{P}_d^{cf}(K_{2d})$ and allows us to restate the uniqueness of the map \det^{S^2} in combinatorial terms. It follows from [3] that the map \det^{S^2} is unique (up to a scalar) if and only if the action induced by the involutions (x, y, z) on the set of cycle-free d -partitions $\mathcal{P}_d^{cf}(K_{2d})$ is transitive. This was shown to be the case for $d = 3$ in [3], while the general case it's still an open question. One should notice that the map \det^{S^2} besides its connection to combinatorics, has applications to geometry [7], and to the equilibrium problem in physics [6].

In this paper we translate in combinatorial language some of the linear algebra results from [3]. This makes the uniqueness problem easier to state and allows us to reduce it to a simpler question, the so called twin-star hypothesis. Using this reduction we check the conjecture in the case $d = 4$.

2020 *Mathematics Subject Classification.* Primary 05C70, Secondary 05E18 .

Key words and phrases. edge-partitions, complete graph.

In Section 1 we recall some definitions and results from [3]. We define the cycle-free d -partitions of the complete graph K_{2d} and introduce the twin-star graph TS_d and the graph I_d , which will play an important role in the paper. We also recall Lemma 1.11, which is the main ingredient in defining the involution mentioned above. We explain how these partitions arise naturally in relation to the determinant-like map \det^{S^2} .

In Section 2 we define the notions of involution equivalence and weak equivalence, on the set $\mathcal{P}_d^{cf}(K_{2d})$ of cycle-free d -partitions of the complete graph K_{2d} , and discuss some of their properties. From [3] and [5] it follows that the uniqueness (up to a scalar) of the determinant map \det^{S^2} is equivalent to Conjecture 2.2, which states that any two cycle-free d -partitions of K_{2d} are involution equivalent.

In Section 3 the twin-star hypothesis $TS(d)$ is introduced. A cycle-free d -partition satisfies the hypothesis if it is weakly equivalent to one which has at least one graph isomorphic to TS_d . We note here that this hypothesis is true for $d = 1, 2$, and 3, since Conjecture 2.2 is true (cf. [4] and [3]). The lemmas in this section are in support of establishing one of main results of the paper, Theorem 3.6, which asserts that Conjecture 2.2 is true if the twin-star hypothesis $TS(i)$ is satisfied for $1 \leq i \leq d$. We conclude this section with Theorem 3.9, which shows that any cycle-free partition of K_{2d} is involution equivalent to one that contains a graph of the form I_{2d} .

Section 4 is dedicated entirely to proving Conjecture 2.2 for $d = 4$ and it has two distinct parts, a combinatorial one and a computational one. For the combinatorial part, we use that there are 23 isomorphism types of trees with 8 vertices and Theorem 3.9 to show that every cycle-free 4-partition $(\Gamma_1, \Gamma_2, \Gamma_3, \Gamma_4)$ of the complete graph K_8 is involution equivalent with a cycle-free 4-partition $(\Delta_1, \Delta_2, \Delta_3, \Delta_4)$ such that Δ_4 is either the graph T_{19} , or the twin star graph TS_4 . For the computational part, with the help of MATLAB, we verify that every cycle-free 4-partition $(\Gamma_1, \Gamma_2, \Gamma_3, \Gamma_4)$ of the complete graph K_8 such that Γ_4 is the graph T_{19} is weakly equivalent to a cycle-free 4-partition $(\Delta_1, \Delta_2, \Delta_3, \Delta_4)$ such that Δ_4 is the twin star graph TS_4 . This shows that the twin-star hypothesis $TS(4)$ holds true. Since the twin-star hypothesis is true for $d = 1, 2$, and 3, it follows from Theorem 3.6 that Conjecture 2.2 is true for $d = 4$.

Finally, Appendix A contains a proof of Lemma 2.8, which we postponed for later, to streamline the presentation. Appendix B consists of the list of the 23 isomorphism types of trees with 8 vertices, which is taken from [2], and is included for the convenience of the reader.

1. PRELIMINARIES

All graphs considered in this paper are simple (i.e. no loops and no multiple edges). For a graph Γ we denote by $V(\Gamma)$ and $E(\Gamma)$ its set of vertices and edges respectively. Since our graphs are not oriented, we will not distinguish between the edge (a, b) and $(b, a) \in E(\Gamma)$. For $s \geq 3$ we say that a graph Γ has an s -cycle if we can find a collection of distinct vertices $v_1, v_2, \dots, v_s \in V(\Gamma)$ such that $(v_1, v_2), (v_2, v_3), \dots, (v_{s-1}, v_s), (v_s, v_1) \in E(\Gamma)$. We say that the graph Γ is cycle-free if it does not have any cycles (i.e. it is a tree or a forest). We denote by K_n the complete graph with n vertices $V(K_n) = \{1, 2, \dots, n\}$, and $E(K_n) = \{(i, j) | 1 \leq i < j \leq n\}$.

1.1. Cycle-free d -partitions of K_{2d} . Next we recall from [3] a few definitions and results about d -partitions of the complete graph K_{2d} .

Definition 1.1. A d -partition of K_n is an ordered collection $\mathcal{P} = (\Gamma_1, \Gamma_2, \dots, \Gamma_d)$ of sub-graphs Γ_i of K_n such that

- (1) $V(\Gamma_i) = V(K_n) = \{1, 2, \dots, n\}$ for all $1 \leq i \leq d$,
- (2) $E(\Gamma_i) \cap E(\Gamma_j) = \emptyset$ for all $i \neq j$,
- (3) $\bigcup_{i=1}^d E(\Gamma_i) = E(K_n)$.

We say that the d -partition $(\Gamma_1, \Gamma_2, \dots, \Gamma_d)$ of K_n is homogeneous if $|E(\Gamma_i)| = |E(\Gamma_j)|$ for all $1 \leq i < j \leq d$. We say that the d -partition $(\Gamma_1, \Gamma_2, \dots, \Gamma_d)$ is cycle-free if each Γ_i is cycle-free.

Example 1.2. Consider $(\Gamma_1, \Gamma_2, \Gamma_3)$ a 3-partition of the complete graph K_6 determined by $V(\Gamma_1) = V(\Gamma_2) = V(\Gamma_3) = \{1, 2, 3, 4, 5, 6\}$, $E(\Gamma_1) = \{(1, 2), (1, 3), (1, 5), (2, 4), (2, 6)\}$, $E(\Gamma_2) = \{(1, 4), (2, 3), (3, 4), (3, 5), (4, 6)\}$, and $E(\Gamma_3) = \{(1, 6), (2, 5), (3, 6), (4, 5), (5, 6)\}$. Then $(\Gamma_1, \Gamma_2, \Gamma_3)$ is a homogeneous, cycle-free 3-partition for K_6 (see Figure 1).

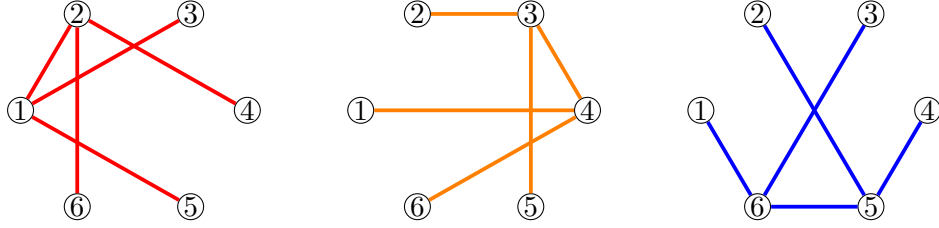


FIGURE 1. A homogeneous cycle-free 3-partition of K_6

Example 1.3. Consider $(\Delta_1, \Delta_2, \Delta_3)$ a 3-partition of the complete graph K_6 determined by $V(\Delta_1) = V(\Delta_2) = V(\Delta_3) = \{1, 2, 3, 4, 5, 6\}$, $E(\Delta_1) = \{(1, 2), (1, 4), (1, 6), (2, 4), (2, 5)\}$, $E(\Delta_2) = \{(1, 3), (2, 3), (3, 4), (3, 6), (4, 5)\}$, and $E(\Delta_3) = \{(1, 5), (2, 6), (3, 5), (4, 6), (5, 6)\}$. Then $(\Delta_1, \Delta_2, \Delta_3)$ is a homogeneous 3-partition for K_6 , but it is not cycle-free since Δ_1 has the cycle $(1, 2, 4)$ (see Figure 2).

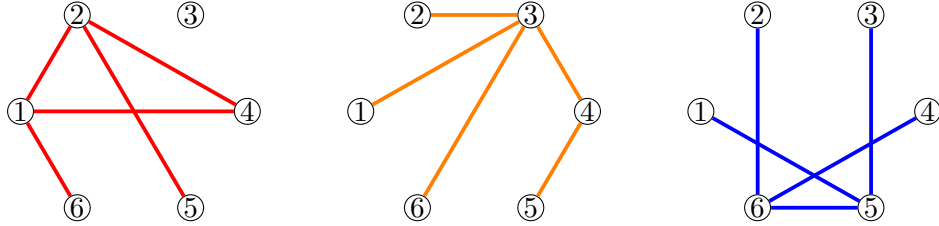


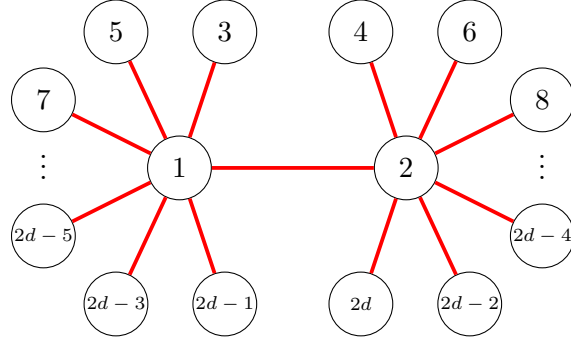
FIGURE 2. A homogeneous 3-partition of K_6 that is not cycle-free

Definition 1.4. We denote by $\mathcal{P}_d^{cf}(K_{2d})$ the set of cycle-free d -partitions of the complete graph K_{2d} .

Remark 1.5. It is well known that a graph with n vertices and at least n edges must have a cycle. The graph K_{2d} has $2d$ vertices and $d(2d - 1)$ edges. If a d -partition $(\Gamma_1, \dots, \Gamma_d)$ of K_{2d} is not homogeneous then one of the graphs Γ_i will have at least $2d$ edges. This means that Γ_i will have a cycle, and so the d -partition would not be cycle-free. In particular, this means that any cycle-free d -partition of K_{2d} is automatically homogeneous.

Example 1.6. The twin-star graph TS_d and the path graph I_{2d} will play an important role in this paper, so, for convenience, we recall their presentation in Figure 3 and Figure 4 respectively.

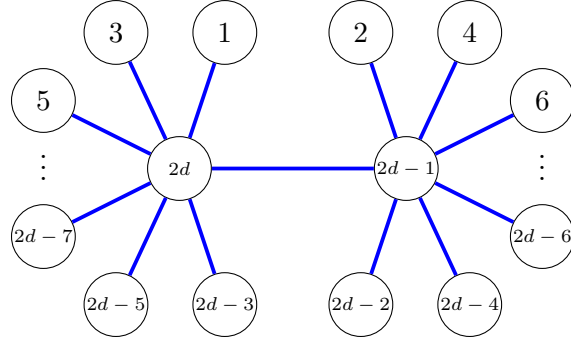
Next, we give an explicit example of a cycle-free d -partition of the complete graph K_{2d} that will be used through the paper. In particular this shows that for all $d \geq 1$ the set $\mathcal{P}_d^{cf}(K_{2d})$ of cycle-free d -partition of K_{2d} is not empty.

FIGURE 3. TS_d the Twin-Star graph with $2d$ verticesFIGURE 4. I_{2d} the path graph with $2d$ vertices

Definition 1.7. For $1 \leq a \leq d$ let $S_a = \{2a - 1, 2a\}$. For each $1 \leq t \leq d$ we define the graphs $\Omega_t^{(d)}$ as follows.

- (1) $V(\Omega_t^{(d)}) = \{1, 2, \dots, 2d\}$ for all $1 \leq t \leq d$.
- (2) If $1 \leq i < j \leq 2d$, $i + j \equiv 0 \pmod{2}$ and $i \in S_a$ then $(i, j) \in E(\Omega_a^{(d)})$.
- (3) If $1 \leq i < j \leq 2d$, $i + j \equiv 1 \pmod{2}$ and $i \in S_b$ then $(i, j) \in E(\Omega_b^{(d)})$.

Remark 1.8. The graph $\Omega_1^{(d)}$ is presented in Figure 3, while $\Omega_d^{(d)}$ is presented in Figure 5.

FIGURE 5. Labeling for $\Omega_d^{(d)}$

Lemma 1.9. For all $1 \leq t \leq d$ the graph $\Omega_t^{(d)}$ is isomorphic to TS_d . In particular $E_d = (\Omega_1^{(d)}, \dots, \Omega_d^{(d)})$ is a cycle-free d -partition of K_{2d} .

Proof. Indeed, for each $1 \leq t \leq d$ the vertices $2t - 1$ and $2t$ are the centers of the twin star (connected by the edge $(2t - 1, 2t)$), while half of the other vertices of $\Omega_t^{(d)}$ are connected to $2t - 1$, and the other half are connected to $2t$. This shows that the graph $\Omega_t^{(d)}$ is isomorphic to TS_d . Moreover, every edge $(i, j) \in E(K_{2d})$ belongs to a unique graph $\Omega_t^{(d)}$ determined by the conditions $i \in S_a$, $j \in S_b$ and the value of $i + j \pmod{2}$. In particular, this shows that E_d is a homogeneous cycle-free d -partition of K_{2d} , and so the set $\mathcal{P}_d^{cf}(K_{2d})$ is non empty for all $d \geq 1$. \square

Remark 1.10. When $d = 3$ the partition E_3 is presented in Figure 1, and when $d = 4$ the partition E_4 is presented in Figure 6.

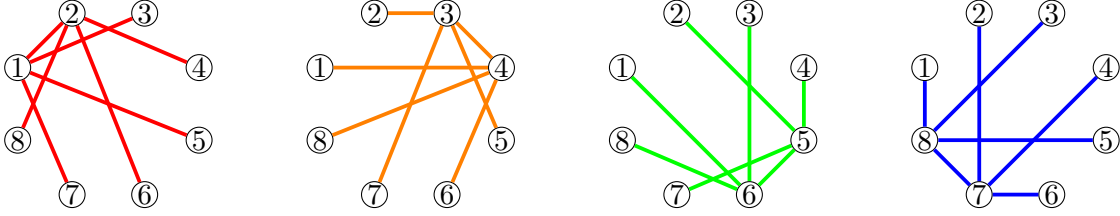


FIGURE 6. $E_4 = (\Omega_1^{(4)}, \Omega_2^{(4)}, \Omega_3^{(4)}, \Omega_4^{(4)})$, a homogeneous cycle-free 4-partition of K_8

The following result was proved in [3] and it is the main technical ingredient of this paper.

Lemma 1.11. *Let $(\Gamma_1, \dots, \Gamma_d)$ be a cycle-free d -partition of K_{2d} , and take $1 \leq x, y, z \leq 2d$ three distinct vertices of K_{2d} . Then, there exist $(\Lambda_1, \dots, \Lambda_d)$, a unique cycle-free d -partition of K_{2d} such that the two partitions $(\Gamma_1, \dots, \Gamma_d)$ and $(\Lambda_1, \dots, \Lambda_d)$ coincide on every edge of K_{2d} except on the edges (x, y) , (x, z) and (y, z) where they are different on at least two edges.*

Definition 1.12. For $(\Gamma_1, \dots, \Gamma_d) \in \mathcal{P}_d^{cf}(K_{2d})$ and $1 \leq x < y < z \leq 2d$, we denote by

$$(\Gamma_1, \dots, \Gamma_d)^{(x,y,z)} \in \mathcal{P}_d^{cf}(K_{2d}),$$

the unique cycle-free d -partition of the complete graph K_{2d} given by Lemma 1.11.

Example 1.13. Let's see an example on how Lemma 1.11 works when $d = 2$. Consider (Γ_1, Γ_2) the cycle-free 2-partition of K_4 from the left side of Figure 7, and take $(x, y, z) = (1, 2, 3)$. By rearranging the edges $(1, 2)$, $(1, 3)$ and $(2, 3)$, we obtain the two homogeneous 2-partitions of K_4 on the right side of Figure 7. Since the partition on the bottom right corner has a cycle, it must be that $(\Gamma_1, \Gamma_2)^{(1,2,3)}$ is the partition on the top right corner of Figure 7.

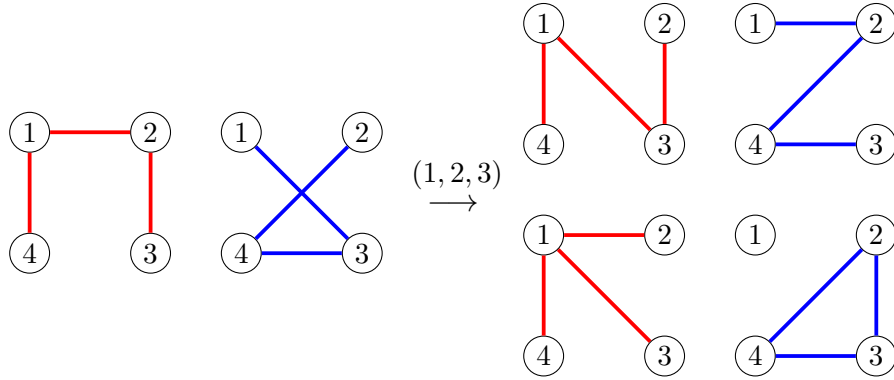


FIGURE 7. Computing $(\Gamma_1, \Gamma_2)^{(1,2,3)}$

Remark 1.14. Notice that for $(\Gamma_1, \dots, \Gamma_d) \in \mathcal{P}_d^{cf}(K_{2d})$ and $1 \leq x < y < z \leq 2d$ we have

$$((\Gamma_1, \dots, \Gamma_d)^{(x,y,z)})^{(x,y,z)} = (\Gamma_1, \dots, \Gamma_d).$$

In particular there is an involution $(x, y, z) : \mathcal{P}_d^{cf}(K_{2d}) \rightarrow \mathcal{P}_d^{cf}(K_{2d})$ determined by

$$(\Gamma_1, \dots, \Gamma_d) \rightarrow (\Gamma_1, \dots, \Gamma_d)^{(x,y,z)}.$$

Definition 1.15. We denote by G_d the subgroup of the symmetric group $S_{\mathcal{P}_d^{cf}(K_{2d})}$ generated by the involutions (x, y, z) for all $1 \leq x < y < z \leq 2d$. If $g \in G_d$ we will denote by $(\Gamma_1, \dots, \Gamma_d)^g$ its action on the cycle-free d -partition $(\Gamma_1, \dots, \Gamma_d)$.

Example 1.16. One can show that $\mathcal{P}_2^{cf}(K_4)$ has 12 elements, G_2 acts transitively on $\mathcal{P}_2^{cf}(K_4)$, and G_2 is isomorphic to S_5 . It was shown in [3] that $\mathcal{P}_3^{cf}(K_6)$ has 66 240 elements and G_3 acts transitively on $\mathcal{P}_3^{cf}(K_6)$. The isomorphism type and the order of the group G_3 are unknown at this point.

1.2. The map \det^{S^2} . The results in this subsection are not needed in this paper. We provide them only as partial motivation for studying cycle-free d -partitions of K_{2d} .

Remark 1.17. Let V_d be a k vector space with $\dim_k(V_d) = d$. The determinant map is the unique (up to a constant) nontrivial linear map

$$\det : V_d^{\otimes d} \rightarrow k,$$

with the property that $\det(\otimes_{1 \leq i \leq d} v_i) = 0$ if there exist $1 \leq x < y \leq d$ such that $v_x = v_y$.

It was shown in [5] that for all $d \geq 1$ there exists a nontrivial linear map

$$\det^{S^2} : V_d^{\otimes d(2d-1)} \rightarrow k,$$

with the property that $\det^{S^2}(\otimes_{1 \leq i < j \leq 2d} v_{i,j}) = 0$ if there exist $1 \leq x < y < z \leq 2d$ such that $v_{x,y} = v_{x,z} = v_{y,z}$.

It was conjectured in [4] that such a map is unique up to a constant. The conjecture is known to be true for the case $d = 2$ ([4]) and $d = 3$ ([3]). It follows from the results in [3] that the conjecture is true for V_d if and only if the action of the group G_d on $\mathcal{P}_d^{cf}(K_{2d})$ is transitive.

Let's briefly recall from [3] the connection between the map \det^{S^2} and $\mathcal{P}_d^{cf}(K_{2d})$. Fix $\mathcal{B}_d = \{e_1, e_2, \dots, e_d\}$ a basis for V_d . Then, to every edge d -partition $(\Gamma_1, \dots, \Gamma_d)$ of K_{2d} we can associate a unique element

$$f_{(\Gamma_1, \dots, \Gamma_d)} = \otimes_{1 \leq i < j \leq 2d} f_{i,j} \in V_d^{\otimes d(2d-1)},$$

determined by $f_{i,j} = e_k$ if and only if $(i, j) \in V(\Gamma_k)$. The following result supports the conjecture about uniqueness of the map \det^{S^2} .

Theorem 1.18. [5] *Let $(\Gamma_1, \dots, \Gamma_d)$ be an edge d -partition of K_{2d} , and $f_{(\Gamma_1, \dots, \Gamma_d)}$ be the associated element in $V_d^{\otimes d(2d-1)}$. Then $(\Gamma_1, \dots, \Gamma_d)$ is cycle-free if and only if $\det^{S^2}(f_{(\Gamma_1, \dots, \Gamma_d)}) \neq 0$.*

Remark 1.19. Finally, it follows from results in [3] that if the conjecture is true then the map \det^{S^2} can be written as

$$\det^{S^2}(\otimes_{1 \leq i < j \leq 2d} v_{i,j}) = \sum_{(\Gamma_1, \dots, \Gamma_d) \in \mathcal{P}_d^{cf}(K_{2d})} \varepsilon_d^{S^2}((\Gamma_1, \dots, \Gamma_d)) \prod_{t=1}^d \left(\prod_{(i,j) \in \Gamma_t} v_{i,j}^t \right), \quad (1.1)$$

where the sum is taken over the set $\mathcal{P}_d^{h,cf}(K_{2d})$ of homogeneous, cycle-free, edge d -partitions of the complete graph K_{2d} , $v_{i,j} = \sum_{t=1}^d v_{i,j}^t e_t$, and $\varepsilon_d^{S^2} : \mathcal{P}_d^{cf}(K_{2d}) \rightarrow \{-1, 1\}$ is determined (up to a sign) by the fact that $\varepsilon_d^{S^2}((\Gamma_1, \dots, \Gamma_d)^{(x,y,z)}) = -\varepsilon_d^{S^2}((\Gamma_1, \dots, \Gamma_d))$ for all $1 \leq x < y < z \leq 2d$. One should notice the similitude with the formula of the determinant.

2. EQUIVALENCE RELATIONS ON THE SET OF CYCLE-FREE d -PARTITIONS OF K_{2d}

In this section we state the main conjecture concerning this paper. We also introduce two equivalence relations on the set $\mathcal{P}_d^{cf}(K_{2d})$ and discuss some of their properties.

2.1. Involution Equivalence. First recall from Lemma 1.9 that the set $\mathcal{P}_d^{cf}(K_{2d})$ is not empty.

Definition 2.1. Let $\mathcal{P} = (\Gamma_1, \dots, \Gamma_d)$ and $\mathcal{Q} = (\Theta_1, \dots, \Theta_d) \in \mathcal{P}_d^{cf}(K_{2d})$ be two cycle-free d -partitions of K_{2d} . We say that they are *involution equivalent* if there exist $n \in \mathbb{N}$, cycle-free d -partitions $\mathcal{P}_i \in \mathcal{P}_d^{cf}(K_{2d})$ for $0 \leq i \leq n$, and $1 \leq x_i < y_i < z_i \leq 2d$ for $1 \leq i \leq n$ such that

$$\mathcal{P}_0 = \mathcal{P}, \mathcal{P}_n = \mathcal{Q}, \text{ and } \mathcal{P}_i^{(x_i, y_i, z_i)} = \mathcal{P}_{i-1} \text{ for all } 1 \leq i \leq n.$$

The results from [3, 5] show that the uniqueness (up to a constant) of the map \det^{S^2} is equivalent with the following purely combinatorial conjecture.

Conjecture 2.2. Any two cycle-free d -partitions of K_{2d} are involution equivalent.

Remark 2.3. It is known from [3] that the conjecture is true for $d = 2$ and $d = 3$. The main result of this paper is showing that Conjecture 2.2 is implied by the so called twin-star hypothesis. We will also check that the conjecture is true for $d = 4$.

Remark 2.4. Recall from Definition 1.15 that the group G_d is generated by the involutions $(x, y, z) : \mathcal{P}_d^{cf}(K_{2d}) \rightarrow \mathcal{P}_d^{cf}(K_{2d})$ for $1 \leq x < y < z \leq 2d$. This means that two cycle free d -partitions $\mathcal{P} = (\Gamma_1, \dots, \Gamma_d)$ and $\mathcal{Q} = (\Theta_1, \dots, \Theta_d)$ of K_{2d} are involution equivalent if and only if there exists $g \in G_d$ such that $\mathcal{P} = \mathcal{Q}^g$. In particular, Conjecture 2.2 is equivalent with G_d acting transitively on the set $\mathcal{P}_d^{cf}(K_{2d})$.

2.2. Weak Equivalence. Before we prove the main result of this paper we need another equivalence relation on the set $\mathcal{P}_d^{cf}(K_{2d})$.

Notice that there is an obvious action of the group $S_{2d} \times S_d$ on the set $\mathcal{P}_d^{cf}(K_{2d})$ induced by the action of the group S_{2d} on the vertices of the graph K_{2d} , and the action of the group S_d on the order of the subgraphs Γ_i . More precisely, we have.

Definition 2.5. If $\sigma \in S_{2d}$, and $(\Gamma_1, \dots, \Gamma_d) \in \mathcal{P}_d^{cf}(K_{2d})$ we define

$$\sigma \circ (\Gamma_1, \dots, \Gamma_d) = (\sigma \circ \Gamma_1, \dots, \sigma \circ \Gamma_d),$$

where for a subgraph Γ of K_{2d} with $E(\Gamma) = \{(i_1, j_1), \dots, (i_{2d-1}, j_{2d-1})\}$ we take the edges of $\sigma \circ \Gamma$ to be $E(\sigma \circ \Gamma) = \{(\sigma(i_1), \sigma(j_1)), \dots, (\sigma(i_{2d-1}), \sigma(j_{2d-1}))\}$.

For $\tau \in S_d$ we take

$$\tau \odot (\Gamma_1, \dots, \Gamma_d) = (\Gamma_{\tau^{-1}(1)}, \dots, \Gamma_{\tau^{-1}(d)}).$$

These two actions commute with each other and so we get an action of the group $S_{2d} \times S_d$ on $\mathcal{P}_d^{cf}(K_{2d})$.

Remark 2.6. One can see that this action is transitive for $d = 2$. For $d = 3$ it was shown in [3] that there are 19 equivalence classes for the action of $S_6 \times S_3$ on the set $\mathcal{P}_3^{cf}(K_6)$.

The above actions are compatible as follows.

Lemma 2.7. Let $(\Gamma_1, \dots, \Gamma_d)$ be a cycle-free d -partition of K_{2d} , $\sigma \in S_{2d}$, $\tau \in S_d$, and $1 \leq x < y < z \leq 2d$. Then

$$(\sigma, \tau) \cdot ((\Gamma_1, \dots, \Gamma_d)^{(x, y, z)}) = ((\sigma, \tau) \cdot (\Gamma_1, \dots, \Gamma_d))^{(\sigma(x), \sigma(y), \sigma(z))}.$$

Proof. It follows directly from the definitions. □

The following technical result will be used in the next section. In order to make the paper easier to read, we postpone its proof to Appendix A.

Lemma 2.8. *Let $E_d \in \mathcal{P}_d^{cf}(K_{2d})$ be the cycle-free d -partition of K_{2d} introduced in Lemma 1.9. Then for every $(\sigma, \tau) \in S_{2d} \times S_d$ there exists an element $g \in G_d$ such that*

$$(\sigma, \tau) \cdot E_d = (E_d)^g.$$

In other words $(\sigma, \tau) \cdot E_d$ is involution equivalent to E_d .

Combining the action of $S_{2d} \times S_d$ on $\mathcal{P}_d^{cf}(K_{2d})$ with involution equivalence we get the following definition.

Definition 2.9. Let $\mathcal{P} = (\Gamma_1, \dots, \Gamma_d)$ and $\mathcal{Q} = (\Theta_1, \dots, \Theta_d)$ be two cycle-free d -partitions of K_{2d} . We say that they are *weakly equivalent* if there exist $n \geq 0$, cycle-free d -partitions \mathcal{P}_i for $0 \leq i \leq n$, integers $1 \leq x_i < y_i < z_i \leq 2d$ for $1 \leq i \leq n$, and $(\sigma_i, \tau_i) \in S_{2d} \times S_d$ for $1 \leq i \leq n$ such that

$$\mathcal{P}_0 = \mathcal{P}, \mathcal{P}_n = \mathcal{Q}, \text{ and } (\sigma_i, \tau_i) \cdot (\mathcal{P}_i^{(x_i, y_i, z_i)}) = \mathcal{P}_{i-1} \text{ for all } 1 \leq i \leq n.$$

Remark 2.10. Let $\mathcal{P} = (\Gamma_1, \dots, \Gamma_d)$ and $\mathcal{Q} = (\Theta_1, \dots, \Theta_d)$ be two cycle-free d -partitions of K_{2d} . From Remark 2.4 and Lemma 2.7 we get that \mathcal{P} and \mathcal{Q} are weakly equivalent if and only if there exist $g \in G_d$ and $(\sigma, \tau) \in S_{2d} \times S_d$ such that

$$\mathcal{P} = ((\sigma, \tau) \cdot \mathcal{Q})^g.$$

Lemma 2.11. *Let $\mathcal{P} = (\Gamma_1, \dots, \Gamma_d)$ and $\mathcal{Q} = (\Theta_1, \dots, \Theta_d)$ be two cycle-free d -partitions of K_{2d} .*

- 1) If \mathcal{P} and \mathcal{Q} are involution equivalent then they are weakly equivalent.*
- 2) If \mathcal{P} is weakly equivalent to E_d then \mathcal{P} is involution equivalent to E_d .*

Proof. The first statement is obvious. The second statement is a consequence of Lemma 2.8 and Remark 2.10. \square

Remark 2.12. Notice that if Conjecture 2.2 is true then \mathcal{P} and \mathcal{Q} are involution equivalent if and only if they are weakly equivalent.

3. TWIN-STAR HYPOTHESIS

In this section we introduce the twin-star hypothesis and discuss how it relates to Conjecture 2.2.

Definition 3.1. Let $d \in \mathbb{N}^*$. We say that the twin-star hypothesis $\mathcal{TS}(d)$ holds true if every cycle-free d -partition of K_{2d} is weakly equivalent to a cycle-free d -partition $(\Gamma_1, \Gamma_2, \dots, \Gamma_d)$ with the property that at least one of the graphs Γ_i is isomorphic to the twin-star graph TS_d .

Notice that if Conjecture 2.2 is true for a certain d then the twin-star hypothesis is also true for that d . In particular, since Conjecture 2.2 is true for $d = 2$, and $d = 3$ we know that $\mathcal{TS}(2)$ and $\mathcal{TS}(3)$ hold true. The main result of this paper is to prove the converse of this statement.

For this we need a few lemmas.

Lemma 3.2. *Let $(\Gamma_1, \dots, \Gamma_d)$ be a cycle-free d -partition of K_{2d} such that Γ_d coincides with the graph $\Omega_d^{(d)}$. Then for each $1 \leq i \leq d - 1$ the graph Γ_i has exactly one edge adjacent to the vertex $2d - 1$, and exactly one edge adjacent to the vertex $2d$.*

Proof. First notice that $\Gamma_d = \Omega_d^{(d)}$ has d edges adjacent to the vertex $2d$. So, when we remove the vertex $2d$ from K_{2d} the cycle-free d -partition $(\Gamma_1, \dots, \Gamma_d)$ will induce a cycle-free d -partition $(\Theta_1, \dots, \Theta_d)$ of K_{2d-1} such that Θ_d has $d - 1$ edges. On the other hand the graph K_{2d-1} has $(d - 1)(2d - 1)$ edges, so

$$\sum_{i=1}^{d-1} |E(\Theta_i)| = |E(K_{2d-1})| - |E(\Theta_d)| = (d - 1)(2d - 1) - (d - 1) = (d - 1)(2d - 2). \quad (3.1)$$

Next, one can see that for each $1 \leq i \leq d-1$ the graph Θ_i is cycle-free and has $2d-1$ vertices, so it cannot have more than $2d-2$ edges. Combining this with Equation (3.1) we get that

$$|E(\Theta_i)| = 2d-2,$$

for all $1 \leq i \leq d-1$.

Finally, because $|E(\Gamma_i)| = 2d-1$, $|E(\Theta_i)| = 2d-2$ and the graph Θ_i is obtained from Γ_i by removing the vertex $2d$ we get that graph Γ_i has exactly one edge adjacent to the vertex $2d$.

A similar argument shows that for each $1 \leq i \leq d-1$ the graph Γ_i has exactly one edge adjacent to the vertex $2d-1$. \square

Remark 3.3. Let $(\Gamma_1, \dots, \Gamma_d)$ be a cycle-free d -partition of K_{2d} such that Γ_d coincides with the graph $\Omega_d^{(d)}$. Take K_{2d-2} be the complete graph obtained from K_{2d} by removing vertices $2d-1$, $2d$ and all their adjacent edges. Then the restriction of $(\Gamma_1, \dots, \Gamma_d)$ to K_{2d-2} is a cycle-free $(d-1)$ -partition $(\Delta_1, \dots, \Delta_{d-1})$.

Indeed, if we remove the vertices $2d-1$ and $2d$ (and the adjacent edges) from the graph K_{2d} we obtain the complete graph K_{2d-2} . Moreover the set of edges $E(\Gamma_d)$ intersects trivially the set of edges $E(K_{2d-2})$. So, the cycle-free d -partition $(\Gamma_1, \dots, \Gamma_d)$ of the graph K_{2d} induces a cycle-free $(d-1)$ -partition $(\Delta_1, \dots, \Delta_{d-1})$ of the complete graph K_{2d-2} (where for $1 \leq i \leq d-1$ the graph Δ_i is obtained from Γ_i by removing the vertices $2d-1$ and $2d$ and their adjacent edges).

Finally, notice that under the above assumption, if $1 \leq x < y < z \leq 2d-2$ then $(\Gamma_1, \dots, \Gamma_d)^{(x,y,z)}$ is determined by $(\Delta_1, \dots, \Delta_{d-1})^{(x,y,z)}$ and the restriction of $(\Gamma_1, \dots, \Gamma_d)$ to all the edges connected to vertices $2d-1$ and $2d$. For a more general situation see also Remark A.4.

Lemma 3.4. *Let $(\Gamma_1, \dots, \Gamma_d)$ be a cycle-free d -partition of K_{2d} such that Γ_d coincide with the graph $\Omega_d^{(d)}$. Assume that when we remove the vertices $2d-1$ and $2d$ from the graph K_{2d} the cycle-free $d-1$ -partition of K_{2d-2} induced by $(\Gamma_1, \dots, \Gamma_d)$ is involution equivalent to E_{d-1} . Then for every $1 \leq a < b \leq 2d-2$ and $1 \leq s \leq d-1$ there exists a cycle-free d -partition (Ψ_1, \dots, Ψ_d) such that $(a, b) \in E(\Psi_s)$, and $(\Gamma_1, \dots, \Gamma_d)$ is involution equivalent to (Ψ_1, \dots, Ψ_d) via a sequence of involutions (x, y, z) with $1 \leq x < y < z \leq 2d-2$. In particular $(\Gamma_1, \dots, \Gamma_d)$ and (Ψ_1, \dots, Ψ_d) coincide on all the edges connected to vertices $2d-1$ or $2d$, and so $\Psi_d = \Omega_d^{(d)}$.*

Proof. Our hypothesis states that the cycle-free $(d-1)$ -partition $(\Delta_1, \dots, \Delta_{d-1})$ induced by $(\Gamma_1, \dots, \Gamma_d)$ on K_{2d-2} is involution equivalent to E_{d-1} via a sequence of involutions (x, y, z) with $1 \leq x < y < z \leq 2d-2$. By Lemma 2.8 we know E_{d-1} is involution equivalent to $\tau \odot E_{d-1}$ for any $\tau \in S_{d-1}$ (via a sequence of involutions (x, y, z) with $1 \leq x < y < z \leq 2d-2$). By choosing the appropriate $\tau \in S_{d-1}$ we may assume that the edge (a, b) belongs to the s -th component of the partition $\tau \odot E_{d-1}$.

We take (Ψ_1, \dots, Ψ_d) to be the d -partition of K_{2d} that coincides with $(\Gamma_1, \dots, \Gamma_d)$ on all the edges connected to vertex $2d-1$ and $2d$, and such that the restriction of (Ψ_1, \dots, Ψ_d) to K_{2d-2} is the partition $\tau \odot E_{d-1}$. By Remark 3.3 we know that (Ψ_1, \dots, Ψ_d) is involution equivalent to $(\Gamma_1, \dots, \Gamma_d)$ via a sequence of involutions (x, y, z) with $1 \leq x < y < z \leq 2d-2$. Moreover, from construction we have that the edge (a, b) belongs to $E(\Psi_s)$. \square

Lemma 3.5. *Let $(\Gamma_1, \dots, \Gamma_d)$ be a cycle-free d -partition of K_{2d} such that Γ_d coincides with the graph $\Omega_d^{(d)}$. Assume that when we remove the vertices $2d-1$ and $2d$ from the graph K_{2d} the cycle-free $(d-1)$ -partition of K_{2d-2} induced by $(\Gamma_1, \dots, \Gamma_d)$ is involution equivalent to E_{d-1} . Then there exists a cycle-free d -partition (Ψ_1, \dots, Ψ_d) of K_{2d} that is involution equivalent to $(\Gamma_1, \dots, \Gamma_d)$ and has the property that the partition (Ψ_1, \dots, Ψ_d) coincides with E_d on all edges connected to the vertices $2d-1$ and $2d$.*

Proof. Let $1 \leq a \neq b \leq 2d-2$ and $1 \leq i < j \leq d-1$ such that $(a, 2d) \in \Gamma_i$ and $(b, 2d) \in \Gamma_j$. We claim that up to a sequence of involutions (x, y, z) , we may switch the edge $(a, 2d) \in \Gamma_i$ with the

edge $(b, 2d) \in \Gamma_j$ without changing our partition on any of the other edges adjacent to $2d - 1$ or $2d$ (including the graph Γ_d).

Indeed, using Lemma 3.4 we may assume that up to a sequence of involutions (x, y, z) with $1 \leq x < y < z \leq 2d - 2$, we have that edge $(a, b) \in E(\Gamma_i)$. Notice that these involutions will not affect any of the edges connected to vertices $2d - 1$ or $2d$.

Next, consider the action of the involution $(a, b, 2d)$ on the d -partition $(\Gamma_1, \dots, \Gamma_d)$. On the left side of Figure 8, we have the initial partition $(\Gamma_1, \dots, \Gamma_d)$ restricted to the edges $(a, b), (a, 2d) \in E(\Gamma_i)$, and $(b, 2d) \in E(\Gamma_j)$. We want to compute $(\Gamma_1, \dots, \Gamma_d)^{(a, b, 2d)}$. Notice that the d -partition corresponding to the bottom right graph in Figure 8 has no edge adjacent to the vertex $2d$ in the j -th component of the partition, and so the j -th component of that partition will have a cycle. This means that the graph in the top right graph in Figure 8 represents the cycle-free d -partition $(\Gamma_1, \dots, \Gamma_d)^{(a, b, 2d)}$. So, the action of involution $(a, b, 2d)$ on $(\Gamma_1, \dots, \Gamma_d)$ will switch the edges $(a, 2d)$ and $(b, 2d)$ between the graph Γ_i and Γ_j , and will not change any other edge connected to vertex $2d - 1$ or $2d$, which proves our claim.

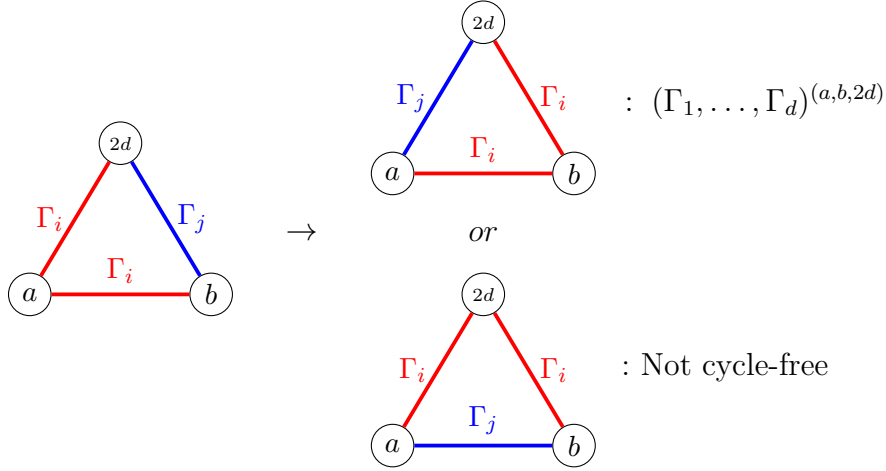


FIGURE 8. Finding the action of the involution $(a, b, 2d)$

Similarly, if $1 \leq a \neq b \leq 2d - 2$ and $1 \leq i < j \leq d - 1$ such that $(a, 2d - 1) \in \Gamma_i$ and $(b, 2d - 1) \in \Gamma_j$, then up to a sequence of involutions (x, y, z) , we may switch the edge $(a, 2d - 1) \in \Gamma_i$ with the edge $(b, 2d - 1) \in \Gamma_j$ without changing our partition on any of the other edges adjacent to $2d - 1$ or $2d$ (including the graph Γ_d).

Next we will prove the existence of a cycle-free d -partition (Ψ_1, \dots, Ψ_d) that is involution equivalent to $(\Gamma_1, \dots, \Gamma_d)$ and has the property that the edges connected to the vertices $2d - 1$ and $2d$ match the edges in the partition E_d . Indeed, we already know that Γ_d coincides with the graph $\Omega_d^{(d)}$. From Lemma 3.2 we know that for each $1 \leq i \leq d - 1$ there exist unique $1 \leq u_i, v_i \leq 2d - 2$ such that $(u_i, 2d - 1), (v_i, 2d) \in E(\Gamma_i)$. Because the graph $\Omega_d^{(d)}$ accounts for all the edges of the form $(2t, 2d - 1)$ and $(2t - 1, 2d)$ it follows that u_i is odd and v_i is even.

Fix $1 \leq i \leq d - 1$ and let $(2a - 1, 2d - 1) \in E(\Gamma_i)$. If $a \neq i$ then there exist $1 \leq b \leq d - 1$ such that $(2i - 1, 2d - 1) \in E(\Gamma_b)$. From the above claim we know that up to involution equivalence (that does not change any of the other edges adjacent to $2d - 1$ or $2d$) we may switch the edge $(2a - 1, 2d - 1) \in E(\Gamma_i)$ with the edge $(2i - 1, 2d - 1) \in E(\Gamma_b)$. This means that up to involution equivalence we may assume that $(2i - 1, 2d - 1) \in E(\Gamma_i)$ for all $1 \leq i \leq d - 1$. A similar argument shows that up to involution equivalence we may assume that $(2i, 2d) \in E(\Gamma_i)$. In other words,

up to involution equivalence the cycle-free d -partition $(\Gamma_1, \dots, \Gamma_d)$ coincides with E_d on all edges connected to the vertices $2d-1$ and $2d$. \square

We are now ready to prove the main result of this paper.

Theorem 3.6. *Suppose that the twin-star hypothesis $\mathcal{TS}(i)$ holds true for all $1 \leq i \leq d$. Then Conjecture 2.2 holds true for d .*

Proof. We will prove the statement by induction. Because Conjecture 2.2 is true for $d = 2$ we have the first step of induction.

Assume that the statement is true for all integers smaller or equal to $d-1$. Take $(\Gamma_1, \dots, \Gamma_d)$ a cycle-free d -partition of K_{2d} . Since we assume the twin-star hypothesis $\mathcal{TS}(d)$ holds true, we know that $(\Gamma_1, \dots, \Gamma_d)$ is weakly equivalence to (Ψ_1, \dots, Ψ_d) such that the graph Ψ_d is the twin-star graph TS_d with the labeling of the graph $\Omega_d^{(d)}$ from Figure 5 (i.e. the last graph of the d -partition E_d).

If we remove the vertices $2d-1$ and $2d$ from the graph K_{2d} the cycle-free d -partition (Ψ_1, \dots, Ψ_d) of K_{2d} will induced a cycle-free $(d-1)$ -partition $(\Delta_1, \dots, \Delta_{d-1})$ of the complete graph K_{2d-2} . From the induction hypothesis we know that the cycle free $(d-1)$ -partition $(\Delta_1, \dots, \Delta_{d-1})$ is involution equivalent to E_{d-1} . From Lemma 3.5 we know that up to involution equivalence to the partition (Ψ_1, \dots, Ψ_d) we can rearrange the edges connected to the vertex $2d-1$ and $2d$ such that they coincide with those of the partition E_d .

Moreover, notice that if we start with the cycle-free d -partition E_d and remove the vertices $2d-1$ and $2d$ from the graph K_{2d} then the induced cycle-free $(d-1)$ -partition of K_{2d-2} is the cycle-free $(d-1)$ -partition E_{d-1} . To summarize, the two partitions (Ψ_1, \dots, Ψ_d) and E_d coincide on the edges connected to vertices $2d-1$ and $2d$, and their restrictions to K_{2d-2} are involution equivalent. So, from Remark 3.3 we get that (Ψ_1, \dots, Ψ_d) is involution equivalent to E_d , which implies that $(\Gamma_1, \dots, \Gamma_d)$ is weakly equivalent to E_d . Finally, from Lemma 2.11 we get that $(\Gamma_1, \dots, \Gamma_d)$ is involution equivalent to E_d , proving our statement. \square

Before we move to the case $d = 4$, we will prove one more general result about the cycle-free d -partitions of K_{2d} . We will need the following definitions.

Definition 3.7. If Γ is a tree then the diameter of Γ is the length of the longest path in Γ . If Γ is a tree and $x \in V(\Gamma)$ we say that x is a branch vertex of Γ if there are at least three distinct edges $(x, u) \in E(\Gamma)$ (i.e. the degree of x is at least 3).

Example 3.8. The line graph I_{2d} from Figure 4 has diameter $2d-1$, and it has no branch vertices. The twin-star graph TS_d from Figure 3 has diameter 3, and for $d \geq 3$ the only branch vertices are 1 and 2.

Theorem 3.9. *Let $(\Gamma_1, \dots, \Gamma_d)$ a cycle-free d -partition of K_{2d} . Then there exists $(\Upsilon_1, \dots, \Upsilon_d)$ a cycle-free d -partition of K_{2d} that is involution equivalent to $(\Gamma_1, \dots, \Gamma_d)$ and the graph Υ_d is isomorphic to the path graph I_{2d} .*

Proof. First notice that since Γ_d is a tree with $2d-1$ edges if the length of its diameter is $2d-1$ then Γ_d is isomorphic to I_{2d} , which is what we want.

So let's assume that the length of the diameter of Γ_d is $t < 2d-1$. Take a path (v_0, v_1, \dots, v_t) that is a diameter of the tree Γ_d , and consider a branch vertex v_a along this diameter (such a vertex exists since $t < 2d-1$). This means that $0 < a < t$ and there exist a vertex $w \notin \{v_0, v_1, \dots, v_t\}$ such that $(v_a, w) \in E(\Gamma_d)$. We may assume that v_a is the closes branch vertex to v_t (i.e. $t-a$ is minimum among all possible branch vertices along the path (v_0, v_1, \dots, v_t)). We will show that after applying a certain involution we can either increase the length of the diameter of Γ_d , or keep the same diameter but move the branch point closer to v_t .

Case I: If $t - a = 1$, then $a = t - 1$. Because $(v_0, v_1, \dots, v_{t-1}, v_t)$ is a diameter in Γ_d we must have that $(v_a, w) = (v_{t-1}, w)$ is a leaf in Γ_d (otherwise we would have a longer path in Γ_d). We can see from Figure 9 that when we use the involution (v_{t-1}, v_t, w) on the cycle-free d -partition $(\Gamma_1, \dots, \Gamma_d)$ we create a cycle-free d -partition

$$(\Theta_1, \dots, \Theta_d) = (\Gamma_1, \dots, \Gamma_d)^{(v_{t-1}, v_t, w)},$$

with the property that Θ_d has the diameter of length $t + 1$. Indeed, on the left hand side of Figure 9 we have the graph Γ_d that has the diameter $(v_0, v_1, \dots, v_{t-2}, v_{t-1}, v_t)$ with a branch point at v_{t-1} , and the edge $(w, v_t) \in E(\Gamma_j)$. After applying the involution (v_{t-1}, v_t, w) we have two options, either the top right graph Θ_d that has a path $(v_0, v_1, \dots, v_{t-2}, v_{t-1}, v_t, w)$ of length $t + 1$, or the bottom right graph Θ_d that has the path $(v_0, v_1, \dots, v_{t-2}, v_{t-1}, w, v_t)$ of length $t + 1$. In both cases the diameter of Θ_d has increased to $t + 1$.

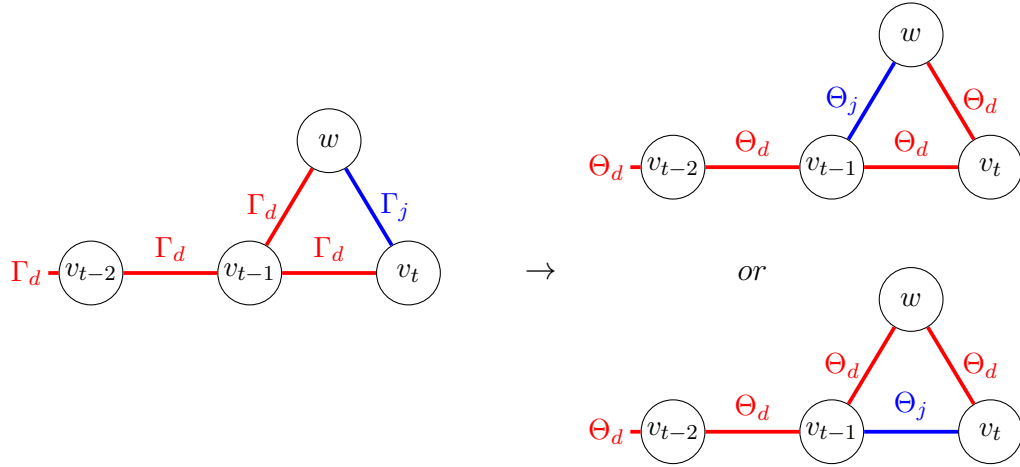


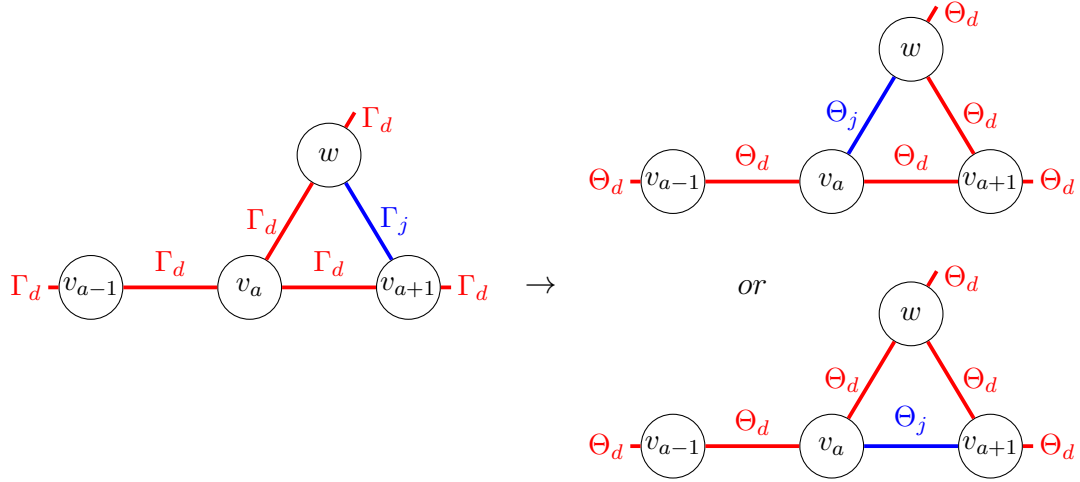
FIGURE 9. The action of the involution (v_{t-1}, v_t, w) on $(\Gamma_1, \dots, \Gamma_d)$

Case II: If $t - a = s \geq 2$, then $a + 1 < t$. We can see in Figure 10 that after applying the involution (v_a, v_{a+1}, w) to the d -partition $(\Gamma_1, \dots, \Gamma_d)$ we create a cycle-free d -partition

$$(\Theta_1, \dots, \Theta_d) = (\Gamma_1, \dots, \Gamma_d)^{(v_a, v_{a+1}, w)},$$

such that Θ_d has diameter of length $t + 1$, or Θ_d has diameter t but the branch vertex is at distance $s - 1$ from v_t . Indeed, on the left hand side of Figure 10 we have the graph Γ_d with the diameter $(v_0, v_1, \dots, v_a, v_{a+1}, \dots, v_t)$ that has a branch point at v_a which is at distance $s \geq 2$ from v_t , $(v_a, w) \in E(\Gamma_d)$ and $(w, v_{a+1}) \in E(\Gamma_j)$. After applying the involution (v_a, v_{a+1}, w) we have two options. The first one is the top right graph Θ_d from Figure 10 that still contains the path $(v_0, v_1, \dots, v_{a-1}, v_a, v_{a+1}, \dots, v_t)$ of length t but has a branch point at v_{a+1} which is at distance $t - (a + 1) = s - 1$ to v_t . The second option is the bottom right graph Θ_d that has a path $(v_0, v_1, \dots, v_{a-1}, v_a, w, v_{a+1}, \dots, v_t)$ of length $t + 1$.

And so, after applying the involution (v_a, v_{a+1}, w) either we increase the diameter of Θ_d to $t + 1$, or we keep the length of the diameter of Θ_d at t , but move the branch point closer to v_t .

FIGURE 10. The action of the involution (v_a, v_{a+1}, w)

Combining these two cases we get our statement. \square

Remark 3.10. Notice that I_{2d} is the tree with the largest possible diameter in K_{2d} . One can easily show that the star graph S_{2d} cannot appear as one of the graphs Γ_i of a cycle-free d -partition $(\Gamma_1, \dots, \Gamma_d)$ of K_{2d} . This means that the twin-star graph TS_d has the smallest diameter among all possible graphs Γ_i that can appear in a cycle-free d -partition $(\Gamma_1, \dots, \Gamma_d)$ of K_{2d} . So, in a certain way, Theorem 3.9 is the opposite limit case of the twin-star hypothesis.

4. THE CASE $d = 4$

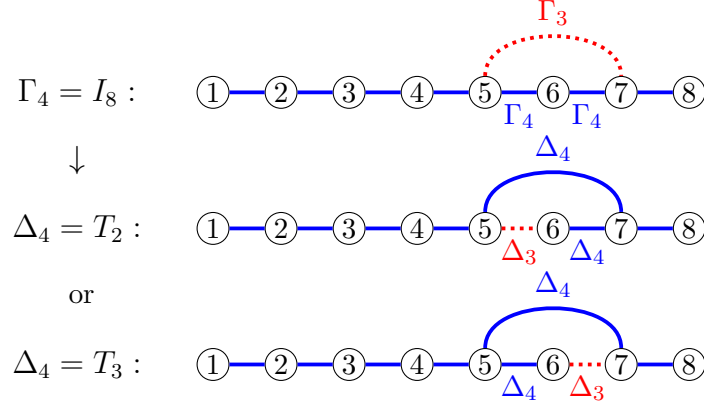
In this section we show that Conjecture 2.2 is true for $d = 4$. It is known from [2] that there are 23 isomorphism types of trees with 8 vertices. For the convenience of the reader and in order to have a consistent notation we list them in Appendix B.

The proof has two distinct parts. First, using combinatorial arguments we show that every cycle-free 4-partition $(\Gamma_1, \Gamma_2, \Gamma_3, \Gamma_4)$ of the complete graph K_8 is weakly equivalent with a cycle-free 4-partition $(\Delta_1, \Delta_2, \Delta_3, \Delta_4)$ such that Δ_4 is either the graph T_{19} , or the twin star graph $TS_4 = T_{21}$ (see Appendix B). Then, using MATLAB, we check that if $(\Gamma_1, \Gamma_2, \Gamma_3, \Gamma_4)$ is a cycle-free 4-partition of the complete graph K_8 such that $\Gamma_4 = T_{19}$, then $(\Gamma_1, \Gamma_2, \Gamma_3, \Gamma_4)$ is weakly equivalent with a cycle-free 4-partition $(\Delta_1, \Delta_2, \Delta_3, \Delta_4)$ such that Δ_4 is the twin star graph TS_4 . This shows that the twin-star hypothesis $\mathcal{TS}(4)$ holds true, and so Conjecture 2.2 is true for $d = 4$.

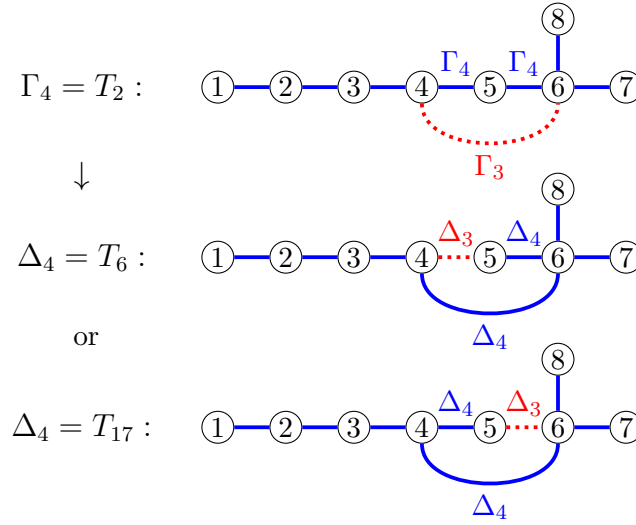
Recall from Theorem 3.9 that every cycle-free 4-partition $(\Gamma_1, \Gamma_2, \Gamma_3, \Gamma_4)$ of the complete graph K_8 is weakly equivalent with a cycle-free 4-partition $(\Delta_1, \Delta_2, \Delta_3, \Delta_4)$ such that Δ_4 is the path graph I_8 (i.e. T_1 in Appendix B). We need the following results.

Lemma 4.1. *Let $(\Gamma_1, \Gamma_2, \Gamma_3, \Gamma_4)$ be a cycle-free 4-partition of the complete graph K_8 such that Γ_4 is the path graph I_8 . Then $(\Gamma_1, \Gamma_2, \Gamma_3, \Gamma_4)$ is weakly equivalent to a cycle-free 4-partition $(\Delta_1, \Delta_2, \Delta_3, \Delta_4)$ such that Δ_4 is one of the graphs T_{16}, T_{19} , or T_{20} (see Appendix B).*

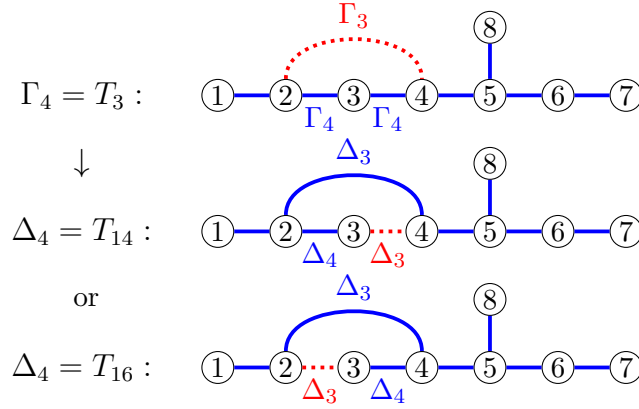
Proof. Up to weakly equivalence we may assume that $\Gamma_4 = I_8$ with the labeling from Figure 11. We will present a proof by picture. For example, in Figure 11 we see that using the involution $(5, 6, 7)$, our cycle free 4-partition with $\Gamma_4 = I_8$ can be reduced to a cycle-free 4-partition $(\Delta_1, \Delta_2, \Delta_3, \Delta_4)$ with $\Delta_4 = T_2$ or $\Delta_4 = T_3$. To avoid pictures that are too busy, all edges that appear belong to Γ_4 or Δ_4 except those that have an explicit different label (like Γ_3 or Δ_3 in Figure 11).

FIGURE 11. Reduction of $I_8 = T_1$ to T_2 or T_3

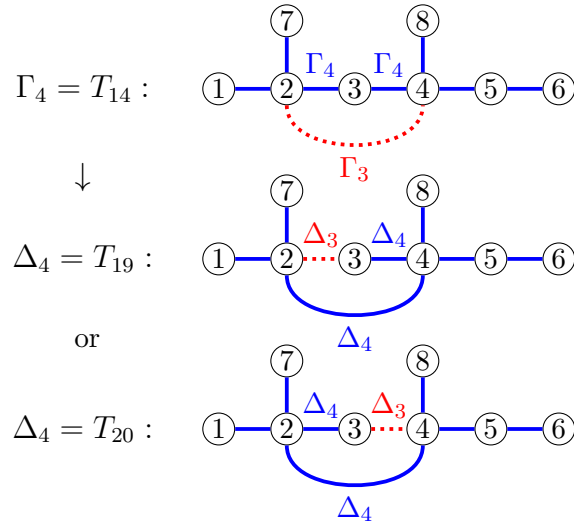
Next, in Figure 12 we see that if $\Gamma_4 = T_2$ then using the involution $(4, 5, 6)$ we can reduce our partition to a cycle-free 4-partition with $\Delta_4 = T_6$ or $\Delta_4 = T_{17}$.

FIGURE 12. Reduction of T_2 to T_6 or T_{17}

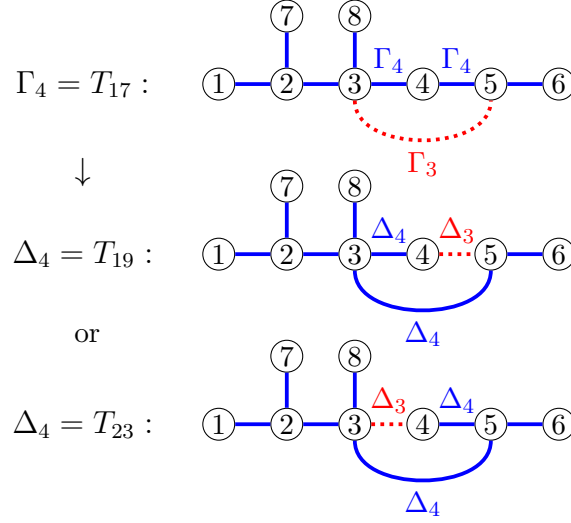
In Figure 13 we see that if $\Gamma_4 = T_3$ then using the involution $(2, 3, 4)$ we can reduce it to a cycle-free 4-partition with $\Delta_4 = T_{14}$ or $\Delta_4 = T_{16}$.

FIGURE 13. Reduction of T_3 to T_{14} or T_{16}

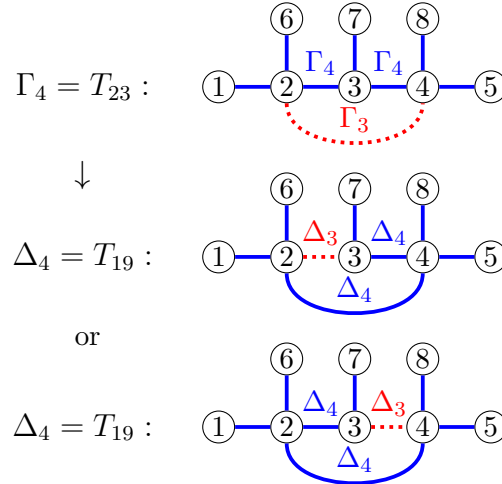
In Figure 14 we see that if $\Gamma_4 = T_{14}$ then using the involution $(2, 3, 4)$ we can reduce it to a cycle-free 4-partition with $\Delta_4 = T_{19}$ or $\Delta_4 = T_{20}$ (which takes care of the T_3 branch of our proof).

FIGURE 14. Reduction of T_{14} to T_{19} or T_{20}

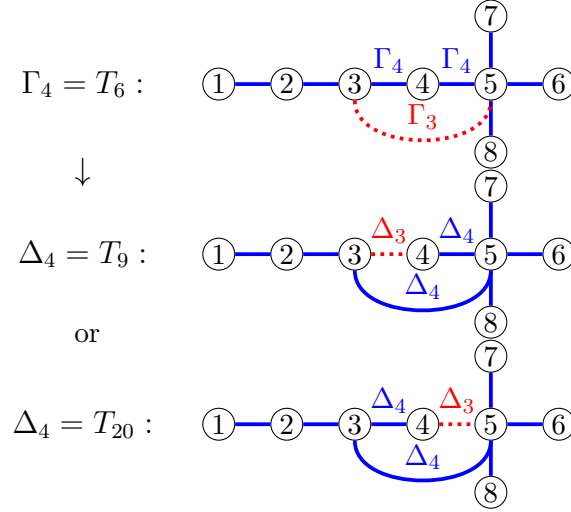
In Figure 15 we see that if $\Gamma_4 = T_{17}$ then using the involution $(3, 4, 5)$ we can reduce it to a cycle-free 4-partition with $\Delta_4 = T_{19}$ or $\Delta_4 = T_{23}$

FIGURE 15. Reduction of T_{17} to T_{19} or T_{23}

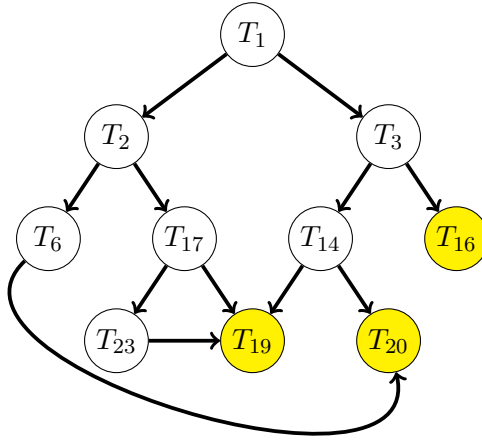
In Figure 16 we see that if $\Gamma_4 = T_{23}$ then using the involution $(2, 3, 4)$ we can reduce it to a cycle-free 4-partition with $\Delta_4 = T_{19}$.

FIGURE 16. Reduction of T_{23} to T_{19}

Finally, in Figure 17 using the involution $(3, 4, 5)$ we see that any homogeneous cycle-free 4-partition with $\Gamma_4 = T_6$ is involution equivalent to one with $\Delta_4 = T_{20}$. Notice that the other graph from Figure 17 is T_9 , which cannot be part of a cycle-free 4-partition of K_8 since it has a vertex of degree 5 (and so not all the Δ_i 's can be connected to vertex 5).

FIGURE 17. Reduction of T_6 to T_{20}

To summarize, we have the reduction diagram from Figure 18, which shows that a cycle-free 4-partition of K_8 with $\Gamma_4 = I_8$ is weakly equivalent to one where $\Delta_4 = T_{16}$, or $\Delta_4 = T_{19}$, or $\Delta_4 = T_{20}$, which concludes our proof.

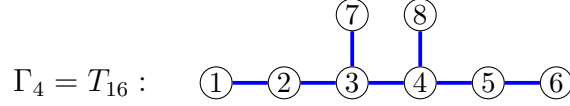
FIGURE 18. Reduction diagram from $T_1 = I_8$ to T_{16} , T_{19} or T_{20}

□

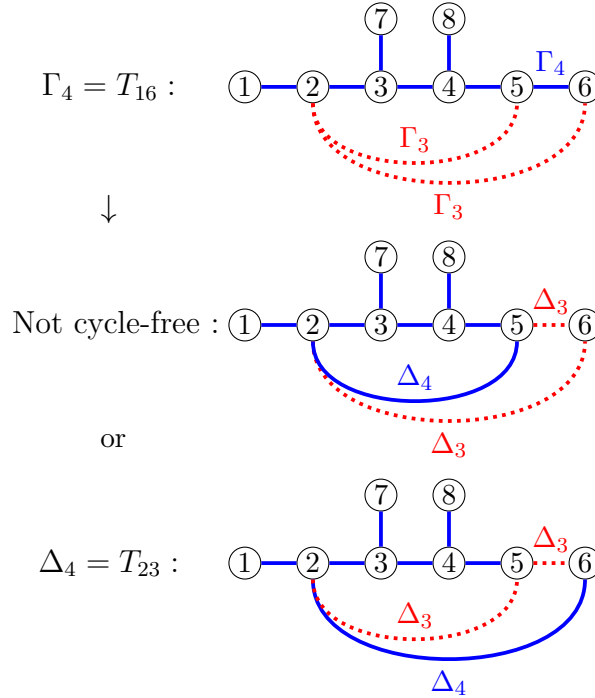
Remark 4.2. Notice that during the proof of Lemma 4.1 we showed that if $(\Gamma_1, \Gamma_2, \Gamma_3, \Gamma_4)$ is a cycle-free 4-partition of the complete graph K_8 such that Γ_4 is the graph T_{17} or T_{23} then it can be reduced to a cycle free 4-partition $(\Delta_1, \Delta_2, \Delta_3, \Delta_4)$ where $\Delta_4 = T_{19}$ (see also Figure 18).

Lemma 4.3. *Let $(\Gamma_1, \Gamma_2, \Gamma_3, \Gamma_4)$ be a cycle-free 4-partition of the complete graph K_8 such that Γ_4 is the graph T_{16} . Then $(\Gamma_1, \Gamma_2, \Gamma_3, \Gamma_4)$ is weakly equivalent to a cycle-free 4-partition $(\Delta_1, \Delta_2, \Delta_3, \Delta_4)$ such that Δ_4 is the graph T_{19} .*

Proof. Up to weakly equivalence we may assume that $\Gamma_4 = T_{16}$ with the labeling from Figure 19. Notice that none of the edges $(1, 5)$, $(1, 6)$, $(2, 5)$ or $(2, 6)$ are in Γ_4 . Since our partition has only three other graphs Γ_1 , Γ_2 and Γ_3 , we know that at least two of these four edges must belong to the same graph. Up to weakly equivalence we may assume that they belong to Γ_3 . There are six different cases.

FIGURE 19. The graph $\Gamma_4 = T_{16}$

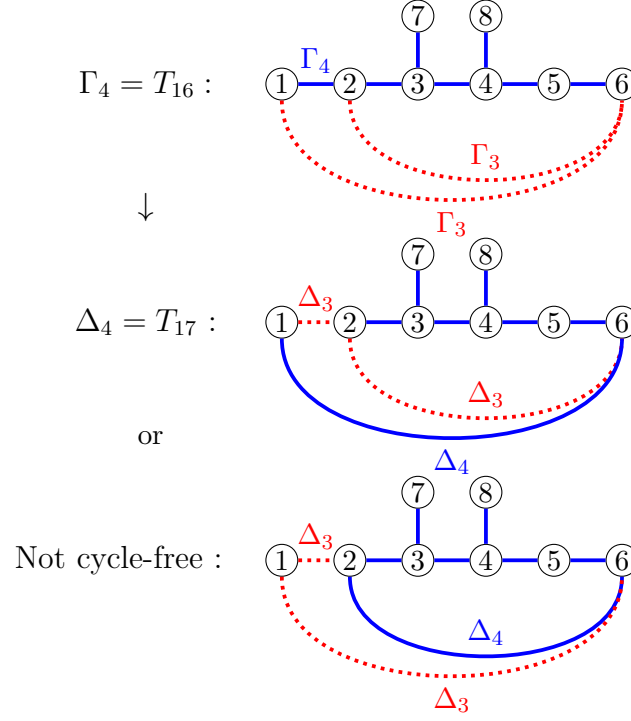
Case I: Suppose that the edges $(2, 5)$ and $(2, 6) \in E(\Gamma_3)$. From Figure 20 we can see that using the involution $(2, 5, 6)$ our partition can be reduced to one with $\Delta_4 = T_{23}$ (the other possible partition in Figure 20 is not cycle-free). From Remark 4.2 we know that this partition can be reduced further to one with $\Delta_4 = T_{19}$.

FIGURE 20. Reduction of T_{16} when $(2, 5), (2, 6) \in E(\Gamma_3)$

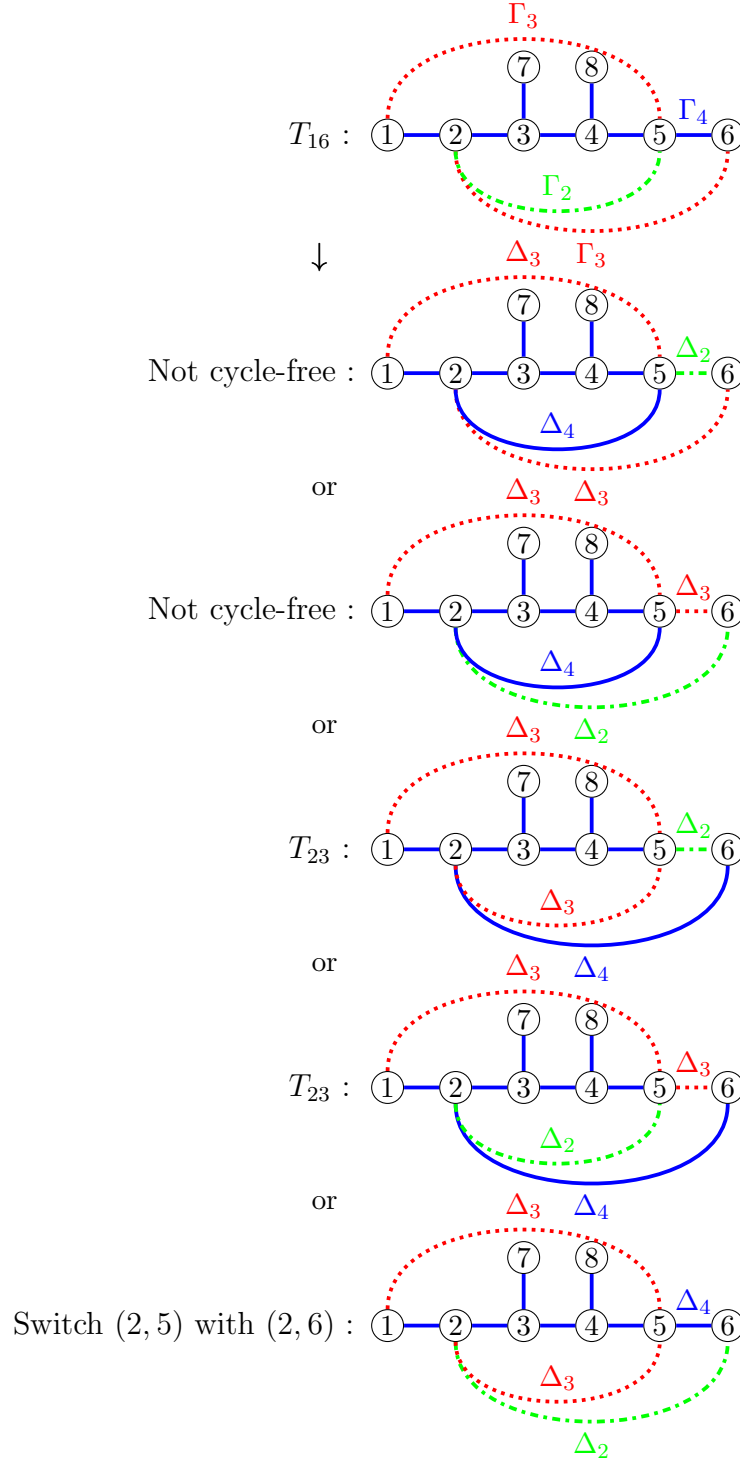
Case II: If $(1, 5), (2, 5) \in E(\Gamma_3)$, a similar argument to Case I shows that our partition can be reduced to one such that Δ_4 is the graph T_{19} .

Case III: If $(1, 6), (2, 6) \in E(\Gamma_3)$ then from Figure 21 we can see that using the involution $(1, 2, 6)$ our partition can be reduced to one with $\Delta_4 = T_{17}$. From Remark 4.2 we know that this partition can be reduced further to one with $\Delta_4 = T_{19}$.

Case IV: If $(1, 6), (1, 5) \in E(\Gamma_3)$, a similar argument to the one for Case III shows that our partition can be reduced to one such that Δ_4 is the graph T_{19} .

FIGURE 21. Reduction of T_{16} when $(1,6), (2,6) \in E(\Gamma_3)$

Case V: Assume that $(1,5), (2,6) \in E(\Gamma_3)$, and $(2,5) \in E(\Gamma_2)$. From Figure 22 we can see that using the involution $(2,5,6)$ we can either reduce our partition to a partition with $\Delta_4 = T_{23}$ (which by Remark 4.2 can be reduced further to one with $\Delta_4 = T_{19}$), or we can interchange the edges $(2,5)$ and $(2,6)$. This gives us that $(1,5), (2,5) \in E(\Delta_3)$, and $(2,6) \in E(\Delta_2)$, a situation that was already covered in Case II.

FIGURE 22. Reduction of T_{16} when $(2, 5) \in E(\Gamma_2)$, $(2, 6) \in E(\Gamma_3)$

Case VI: If $(1, 6), (2, 5) \in E(\Gamma_3)$, and $(1, 5) \in E(\Gamma_2)$, then a similar argument to Case V shows that our partition can be reduced to one such that Δ_4 is the graph T_{19} , which concludes our proof. \square

Lemma 4.4. *Let $(\Gamma_1, \Gamma_2, \Gamma_3, \Gamma_4)$ be a cycle-free 4-partition of the complete graph K_8 such that Γ_4 is the graph T_{20} . Then $(\Gamma_1, \Gamma_2, \Gamma_3, \Gamma_4)$ is weakly equivalent to a cycle-free 4-partition $(\Omega_1, \Omega_2, \Omega_3, \Omega_4)$ such that Ω_4 is the graph T_{19} .*

Proof. Up to weak equivalence we may assume that $\Gamma_4 = T_{20}$ with the labeling from Figure 23. Notice that none of the edges $(1, 4)$, $(1, 8)$, $(2, 4)$ or $(2, 8)$ are in Γ_4 . Since our partition has only three other graphs Γ_1 , Γ_2 and Γ_3 , we know that at least two of these four edges must belong to the same graph. Up to weakly equivalence we may assume that they belong to Γ_3 . There are six different cases.

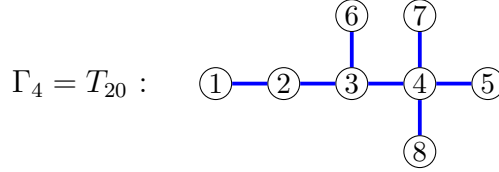


FIGURE 23. The graph $\Gamma_4 = T_{20}$

Case I: Assume that $(1, 8)$ and $(2, 8) \in E(\Gamma_3)$. From Figure 24 we can see that using the involution $(1, 2, 8)$ our partition can be reduced to one with $\Delta_4 = T_{19}$ (the other possible partition in Figure 24 is not cycle-free).

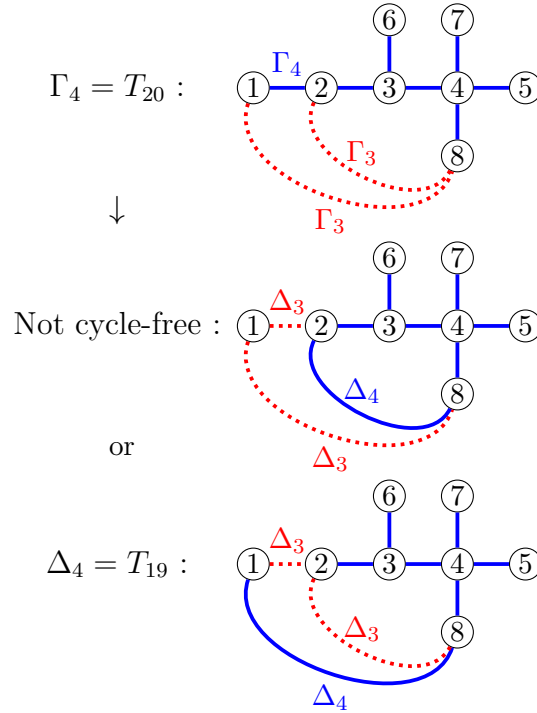


FIGURE 24. Reduction of T_{20} when $(1, 8), (2, 8) \in E(\Gamma_3)$

Case II: If $(1, 4)$ and $(1, 8) \in E(\Gamma_3)$ then using the involution $(1, 4, 8)$ our partition can be reduced to one with $\Delta_4 = T_{17}$. And so by Remark 4.2 we know that this partition can be reduced further to one with $\Delta_4 = T_{19}$.

Case III: If $(2, 4)$ and $(2, 8) \in E(\Gamma_3)$ then using the involution $(2, 4, 8)$ our partition can be reduced to one with $\Delta_4 = T_{23}$, which by Remark 4.2 can be reduced further to one with $\Delta_4 = T_{19}$.

Case IV: If $(1, 4)$ and $(2, 4) \in E(\Gamma_3)$ then our partition is not cycle-free. Indeed, in this case there is only one other edge connected to vertex 4 that does not appear in Figure 25 (namely the edge $(4, 6)$). However, there are two more graphs Γ_1 and Γ_2 in our partition, so one of these two graphs will not be connected to vertex 4. This implies that a partition with Γ_3 and Γ_4 depicted in Figure 25 cannot be cycle free.

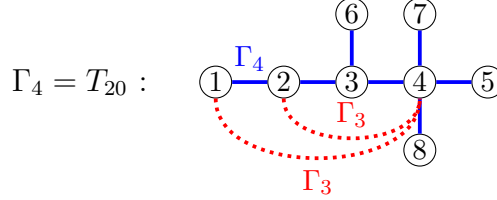


FIGURE 25. Case of $\Gamma_4 = T_{20}$ and $(1, 4), (2, 4) \in E(\Gamma_3)$ is not cycle-free

Case V: Assume that $(2, 4), (1, 8) \in E(\Gamma_3)$ and $(1, 4) \in E(\Gamma_2)$. Then we can see from Figure 26 that after using the involution $(1, 2, 4)$ we can switch the edges $(1, 4)$ and $(2, 4)$, which gives $(1, 4), (1, 8) \in E(\Gamma_3)$ and $(2, 4) \in E(\Gamma_2)$, a situation that was discussed in Case II.

Case VI: Assume that $(1, 4), (2, 8) \in E(\Gamma_3)$ and $(1, 8) \in E(\Gamma_2)$. A similar argument shows that after using the involution $(1, 2, 8)$ we can reduce our partition to one with $\Delta_4 = T_{17}$ (which by Remark 4.2 can be reduced further to one with $\Delta_4 = T_{19}$), or we can switch the edges $(1, 8)$ and $(2, 8)$. This gives $(1, 4), (1, 8) \in E(\Delta_3)$ and $(2, 8) \in E(\Delta_2)$, a situation that was covered in Case II, which concludes our proof. \square

The next result deals with the case $\Gamma_4 = T_{19}$.

Lemma 4.5. *Let $(\Gamma_1, \Gamma_2, \Gamma_3, \Gamma_4)$ be a cycle-free 4-partition of the complete graph K_8 such that Γ_4 is the graph T_{19} . Then $(\Gamma_1, \Gamma_2, \Gamma_3, \Gamma_4)$ is weakly equivalent to a cycle-free 4-partition $(\Delta_1, \Delta_2, \Delta_3, \Delta_4)$ such that Δ_4 is the twin-star graph $TS_4 = T_{22}$.*

Proof. This result was proved using MATLAB. The code and a README file is posted at [1]. \square

Remark 4.6. It is somehow unsatisfying that we had to use MATLAB in order to settle the case $d = 4$. However, it is worth noticing that even in the particular case $\Gamma_4 = T_{19}$, our computational resources were stretched to the maximum (the program that we have runs for almost 3 days on a regular desktop). So, the combinatorial reduction to the case $\Gamma_4 = T_{19}$ was a necessary step for our approach to work. It would still be interesting to find a direct proof without the help of computers.

Proposition 4.1. *The twin-star hypothesis $\mathcal{TS}(4)$ holds true.*

Proof. This follows directly from the discussions in this section. \square

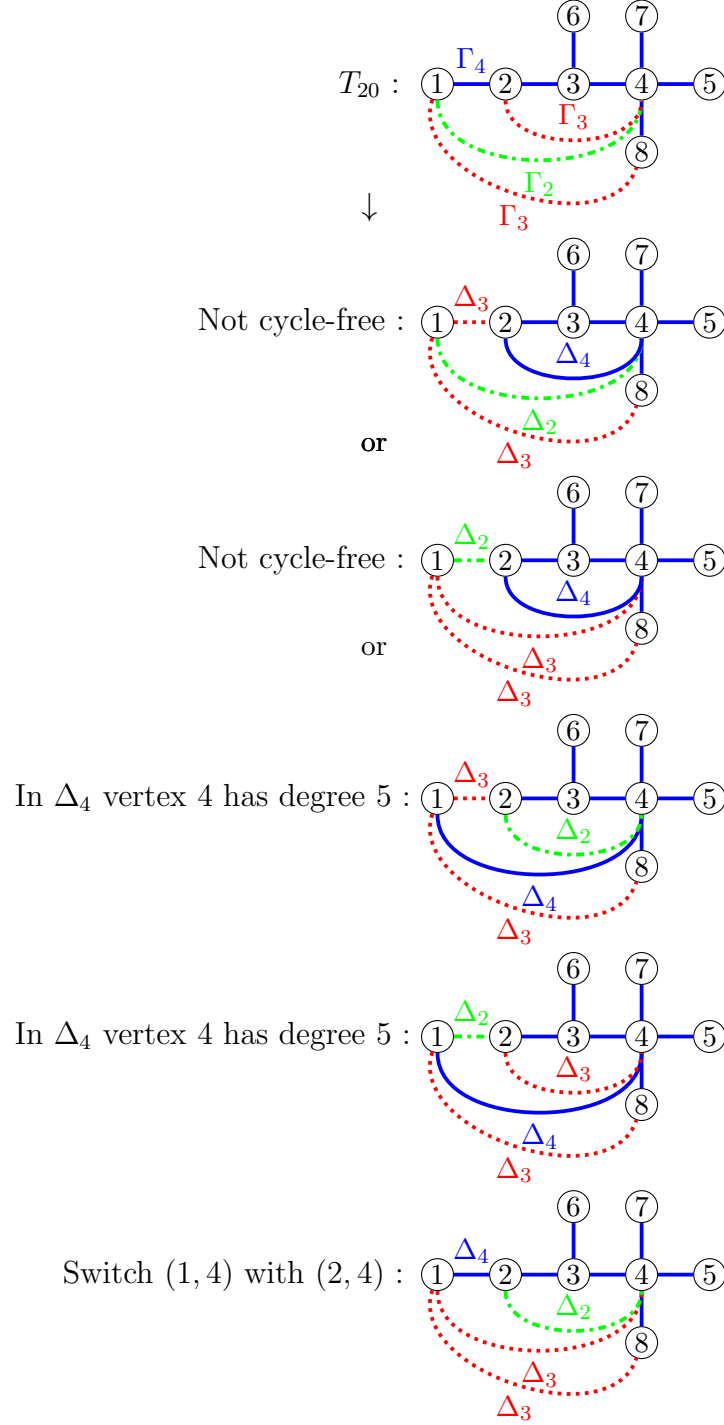
Corollary 4.7. Conjecture 2.2 is true for $d = 4$.

Proof. This statement follows from Theorem 3.6 and Proposition 4.1. \square

Using the results and definitions from [3, 4] we have.

Corollary 4.8. If $\dim_k(V_4) = 4$ then $\dim_k(\Lambda_{V_4}^{S^2}[8]) = 1$.

Proof. This is a consequence of Corollary 4.7 and the discussions from [3]. \square

FIGURE 26. Reduction of T_{20} when $(1,4) \in E(\Gamma_2)$, $(1,8), (2,4) \in E(\Gamma_3)$

APPENDIX A. PROOF OF LEMMA 2.8

In this section we give a proof for Lemma 2.8. The plan is to show that for each $1 \leq i \leq 2d-1$ we have that $(i, i+1) \circ E_d$ is involution equivalent to E_d , and for each $1 \leq i \leq d-1$ we have

that $(i, i+1) \odot E_d$ is involution equivalent to E_d . Using the fact that S_n is generated by the set $\{(i, i+1) | 1 \leq i \leq n-1\}$, this proves our statement. First we need to elaborate on Remark 3.3.

Definition A.1. Let $\{x_1, x_2, \dots, x_{2t}\} \subset \{1, 2, \dots, 2d\}$. We denote by $K_{2t}(x_1, x_2, \dots, x_{2t})$ the complete subgraph of K_{2d} determined by the vertices x_1, x_2, \dots, x_{2t} .

Remark A.2. As a graph $K_{2t}(x_1, x_2, \dots, x_{2t})$ is isomorphic to K_{2t} . In general a d -partition $(\Gamma_1, \dots, \Gamma_d)$ of K_{2d} will induce a d -partition of K_{2t} . However, if the edges of $K_{2t}(x_1, x_2, \dots, x_{2t})$ belong only to the graphs $\Gamma_{i_1}, \dots, \Gamma_{i_t}$ for some $1 \leq i_1 < i_2 < \dots < i_t \leq 2d$, then the restriction of $(\Gamma_1, \dots, \Gamma_d)$ will induce a t -partition of $K_{2t}(x_1, x_2, \dots, x_{2t})$. Moreover, if the d -partition $(\Gamma_1, \dots, \Gamma_d)$ is cycle-free then the induced t -partition of K_{2t} will also be cycle-free.

For example, if we restrict the d -partition E_d of the complete graph K_{2d} to the subgraph $K_{2d-2}(1, 2, \dots, 2d-3, 2d-2)$ then the resulting $(d-1)$ -partition is E_{d-1} .

Remark A.3. In the proof of the next two lemmas we will use the fact that if (Γ_1, Γ_2) is a cycle-free 2-partition for the graph K_4 then (Γ_1, Γ_2) is involution equivalent to E_2 . Moreover, if $(\Gamma_1, \Gamma_2, \Gamma_3)$ is a cycle-free 3-partition for the graph K_6 then $(\Gamma_1, \Gamma_2, \Gamma_3)$ is involution equivalent to E_3 . Obviously these two statements are still true for the complete graph $K_4(x_1, x_2, x_3, x_4)$ and $K_6(x_1, x_2, x_3, x_4, x_5, x_6)$ respectively.

Remark A.4. Let $\{x_1, x_2, \dots, x_{2t}\} \subset \{1, 2, \dots, 2d\}$. Consider $\mathcal{P} = (\Gamma_1, \dots, \Gamma_d)$ and $\mathcal{Q} = (\Theta_1, \dots, \Theta_d)$ two cycle-free d -partitions of K_{2d} such that the \mathcal{P} and \mathcal{Q} coincide outside of the complete graph $K_{2t}(x_1, x_2, \dots, x_{2t})$. Moreover, suppose that the restrictions of \mathcal{P} and \mathcal{Q} to the complete graph $K_{2t}(x_1, x_2, \dots, x_{2t})$ are two cycle-free t -partitions $\overline{\mathcal{P}}$ and $\overline{\mathcal{Q}}$ of the complete graph K_{2t} . If $\overline{\mathcal{P}}$ and $\overline{\mathcal{Q}}$ are involution equivalent then \mathcal{P} and \mathcal{Q} are involution equivalent.

Lemma A.5. Let $1 \leq a \leq d$ then $(2a-1, 2a) \odot E_d$ is involution equivalent to E_d .

Proof. First one should notice that E_d and $(2a-1, 2a) \odot E_d$ coincide everywhere except on the complete subgraphs $K_4(2a-1, 2a, 2x-1, 2x)$ where $1 \leq x \leq d, x \neq a$.

Take x such that $1 \leq a < x \leq d$. If we restrict the d -partition E_d to the complete graph $K_4(2a-1, 2a, 2x-1, 2x)$ then we get the 2-partition of K_4 from Figure 27.

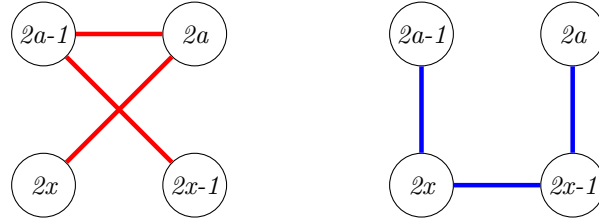


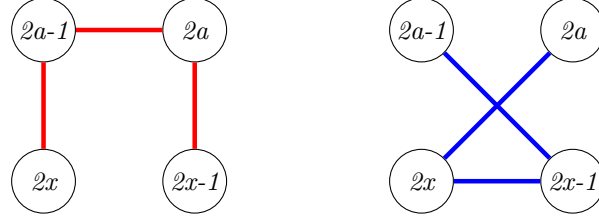
FIGURE 27. E_d restricted to $K_4(2a-1, 2a, 2x-1, 2x)$

Next, if we restrict the d -partition $(2a-1, 2a) \odot E_d$ to the complete graph $K_4(2a-1, 2a, 2x-1, 2x)$ we obtain the 2-partition of K_4 from Figure 28.

Since every cycle-free 2-partitions of the graph K_4 are involution equivalent, we have that the 2-partitions from Figures 27 and 28 are involution equivalent.

A similar argument shows that if $1 \leq y < a \leq d$ then the restriction of E_d and of $(2a-1, 2a) \odot E_d$ to the complete graph $K_4(2y-1, 2y, 2a-1, 2a)$ are cycle-free 2-partitions that are involution equivalent.

To summarize, we have that the cycle-free d -partitions E_d and $(2a-1, 2a) \odot E_d$ coincide everywhere except on the sub graphs $K_4(2a-1, 2a, 2x-1, 2x)$ for all $1 \leq a < x \leq d$, and on the sub graphs $K_4(2y-1, 2y, 2a-1, 2a)$ for all $1 \leq y < a \leq d$. Moreover, on these subgraphs the

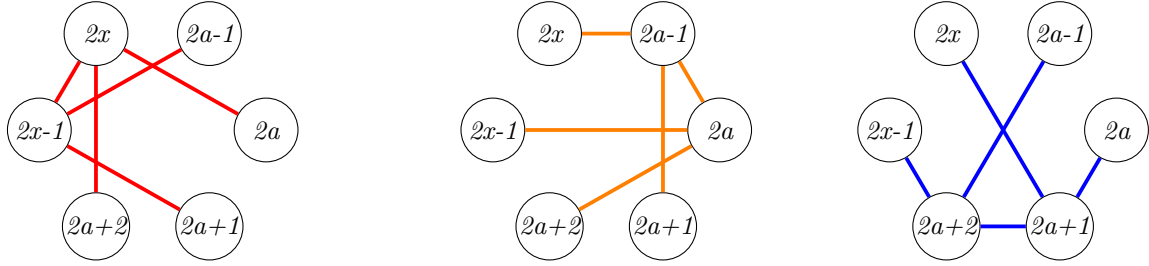
FIGURE 28. $(2a-1, 2a) \circ E_d$ restricted to $K_4(2a-1, 2a, 2x-1, 2x)$

induced 2-partitions are involution equivalent. Using repeatedly Remark A.4 we get that E_d and $(2a-1, 2a) \circ E_d$ are involution equivalent. \square

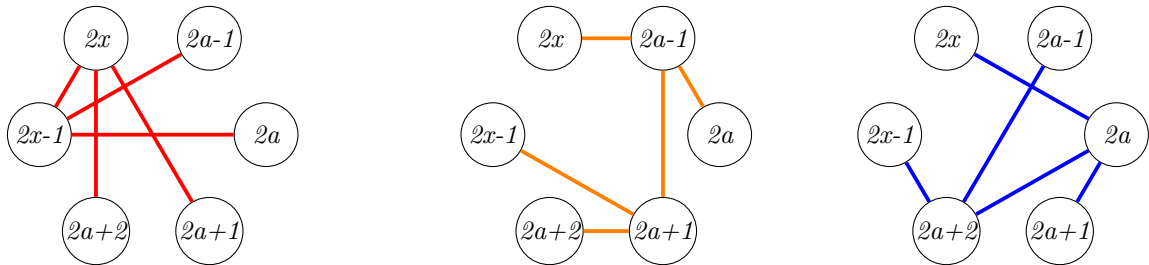
Lemma A.6. *Let $1 \leq a \leq d$ then $(2a, 2a+1) \circ E_d$ is involution equivalent to E_d .*

Proof. First one should notice that E_d and $(2a, 2a+1) \circ E_d$ coincide everywhere except on the complete subgraphs $K_6(2x-1, 2x, 2a-1, 2a, 2a+1, 2a+2)$ where $1 \leq x \leq d$ and $a \neq x \neq a+1$.

Take x such that $1 \leq x < a \leq d$. In Figure 29 we have the restriction of E_d to the graph $K_6(2x-1, 2x, 2a-1, 2a, 2a+1, 2a+2)$.

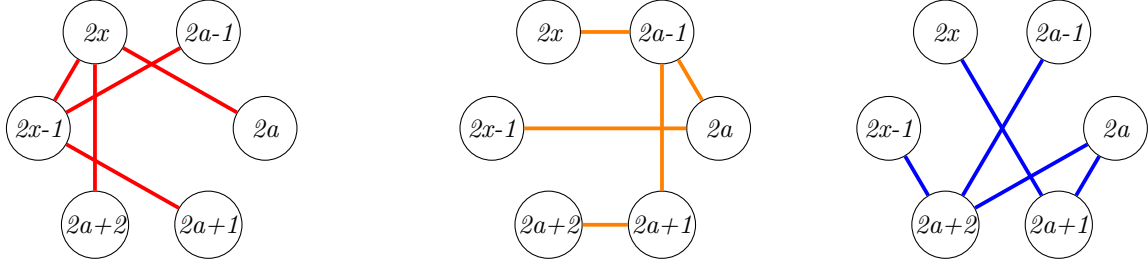
FIGURE 29. E_d restricted to $K_6(2x-1, 2x, 2a-1, 2a, 2a+1, 2a+2)$

In Figure 30 we have the restriction of $(2a, 2a+1) \circ E_d$ to the graph $K_6(2x-1, 2x, 2a-1, 2a, 2a+1, 2a+2)$.

FIGURE 30. $(2a, 2a+1) \circ E_d$ restricted to $K_6(2x-1, 2x, 2a-1, 2a, 2a+1, 2a+2)$

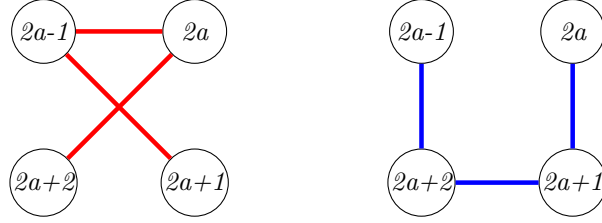
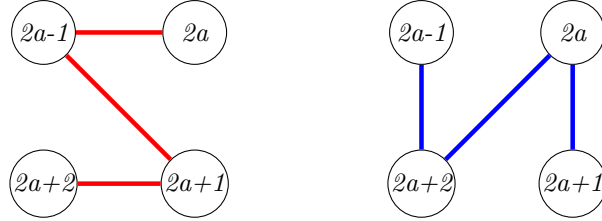
Finally, in Figure 31 we have a 3-partition of the complete graph $K_6(2x-1, 2x, 2a-1, 2a, 2a+1, 2a+2)$ which will be used to show that E_d and $(2a, 2a+1) \circ E_d$ are involution equivalent. Indeed, first notice that since the 3-partitions from Figure 29, 30 and 31 are cycle-free 3-partitions of the complete graph $K_6(2x-1, 2x, 2a-1, 2a, 2a+1, 2a+2)$, they are involution equivalent.

Moreover, notice the restrictions of the partitions $(2a, 2a+1) \circ E_d$ (i.e. Figure 30) and of the partition from Figure 31 coincide on the sub-graph $K_4(2a-1, 2a, 2a+1, 2a+2)$. So, we can apply repeatedly the involution equivalence of these 3-partitions and Remark A.4 to rearrange the edges

FIGURE 31. Another 3-partition of $K_6(2x-1, 2x, 2a-1, 2a, 2a+1, 2a+2)$

$(2x-1, 2x)$, $(2x-1, 2a-1)$, $(2x-1, 2a+1)$ $(2x, 2a)$ and $(2x, 2a+2)$ of the partition $(2a, 2a+1) \circ E_d$ so that they coincide with those of the partition E_d (see Figures 30 and 31). A similar argument can be used for the case $1 \leq a+1 < y \leq d$ and the corresponding edges $(2a-1, 2y)$, $(2a, 2y-1)$, $(2a+1, 2y)$, $(2a+2, 2y-1)$, and $(2y-1, 2y)$ of the partition $(2a, 2a+1) \circ E_d$.

To conclude, notice that E_d and $(2a, 2a+1) \circ E_d$ induce on the complete graph $K_4(2a-1, 2a, 2a+1, 2a+2)$ the cycle free 2-partitions from Figures 32 and 33 respectively, which are involution equivalent.

FIGURE 32. E_d restricted to $K_4(2a-1, 2a, 2a+1, 2a+2)$ FIGURE 33. $(2a, 2a+1) \circ E_d$ restricted to $K_4(2a-1, 2a, 2a+1, 2a+2)$

And so from Remark A.4 we have that E_d and $(2a, 2a+1) \circ E_d$ are involution equivalent. \square

Lemma A.7. Let $1 \leq c \leq d$. Take $\tau = (c, c+1) \in S_d$, and $\sigma = (2c-1, 2c+1)(2c, 2c+2) \in S_{2d}$ then $\tau \odot E_d = \sigma \circ E_d$.


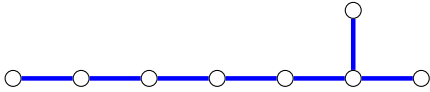
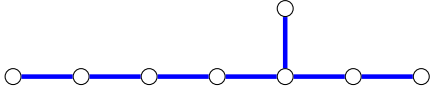
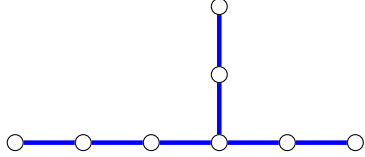
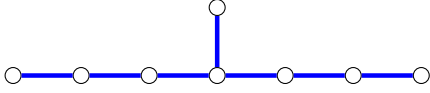
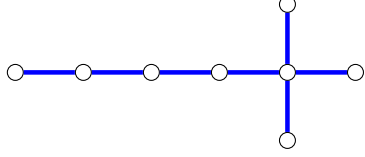
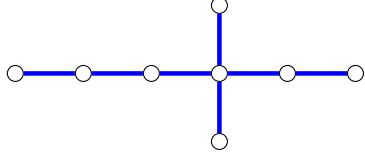
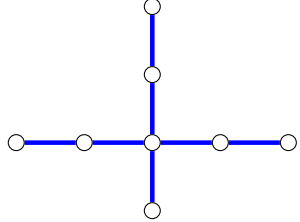
Proof. This follows directly from the definition of E_d and of the actions of S_d and S_{2d} on $\mathcal{P}_d^{cf}(K_{2d})$. \square

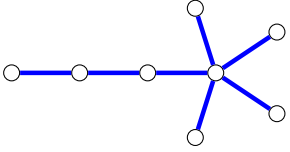
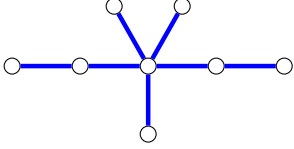
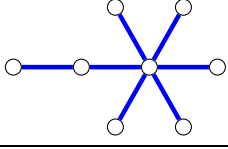
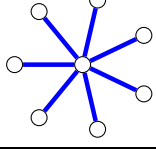
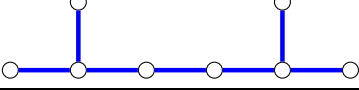
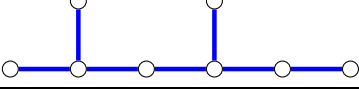
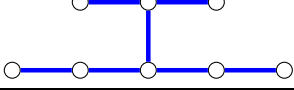
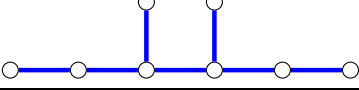
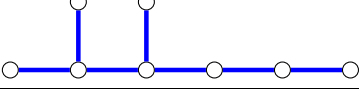
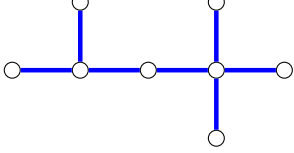
Remark A.8. Since S_{2d} is generated by the transpositions $(a, a+1)$ for all $1 \leq a < 2d$ it follows from Lemmas A.5 and A.6 that for all $\sigma \in S_{2d}$ the partition $\sigma \circ E_d$ is involution equivalent to E_d . Moreover, since S_d is generated by $(c, c+1)$ for all $1 \leq c < d$ using Lemma A.7 we get that for all $\tau \in S_d$ the partition $\tau \odot E_d$ is involution equivalent to E_d . Combining these results we get the proof for Lemma 2.8.

APPENDIX B. TREES WITH 8 VERTICES

It is known that there are 23 isomorphism types of trees with 8 vertices. For convenience, in this section we present their list taken from [2] page 33.

Table 1: Table of trees with 8 vertices

	Trees with 8 vertices
T_1	
T_2	
T_3	
T_4	
T_5	
T_6	
T_7	
T_8	

T_9	
T_{10}	
T_{11}	
T_{12}	
T_{13}	
T_{14}	
T_{15}	
T_{16}	
T_{17}	
T_{18}	

T_{19}	
T_{20}	
T_{21}	
T_{22}	
T_{23}	

ACKNOWLEDGMENT

This paper started as an undergraduate research project. Matthew Fyfe would like to acknowledge partial support from a BGSU Center for Undergraduate Research and Scholarship grant.

REFERENCES

- [1] M. Fyfe, S. R. Lippold, M. D. Staic, and A. Stancu, *MATLAB code and ReadMe file*. <https://github.com/Steven-R-Lippold/Twin-Star-Hypothesis> (2024).
- [2] F. Harary, *Graph theory*, Addison-Wesley Publishing Co., Reading, Mass.-Menlo Park, Calif.-London, (1969).
- [3] S. R. Lippold, M. D. Staic, and A. Stancu, *Edge partitions of the complete graph and a determinant-like function*. *Monatsh. Math.*, **198** (2022), 819–858.
- [4] M. D. Staic, *The Exterior Graded Swiss-Cheese Operad $\Lambda^{S^2}(V)$ (with an appendix by Ana Lorena Gherman and Mihai D. Staic)*. *Comm. Algebra*, **51** (2023), no. 7, 2705–2728.
- [5] M. D. Staic, *Existence of the \det^{S^2} Map*. *Bulletin of the London Mathematical Society*, **55** (4) 2023, 1685–1699.
- [6] M. D. Staic, *The r -equilibrium Problem*. arXiv:2405.10407
- [7] M. D. Staic, and J. Van Grinsven, *A geometric application for the map \det^{S^2}* . *Comm. Algebra*, **50** (2022), no. 3, 1106–1117.

DEPARTMENT OF MATHEMATICS AND STATISTICS, BOWLING GREEN STATE UNIVERSITY, BOWLING GREEN, OH 43403

Email address: `mjfyfe@bgsu.edu`

DEPARTMENT OF CHEMISTRY, MATHEMATICS, AND PHYSICS, GENEVA COLLEGE, BEAVER FALLS, PA 15010

Email address: `srlippol@geneva.edu`

DEPARTMENT OF MATHEMATICS AND STATISTICS, BOWLING GREEN STATE UNIVERSITY, BOWLING GREEN, OH 43403

INSTITUTE OF MATHEMATICS OF THE ROMANIAN ACADEMY, PO.BOX 1-764, RO-70700 BUCHAREST, ROMANIA.

Email address: `mstaic@bgsu.edu`

DEPARTMENT OF MATHEMATICS, COLUMBUS STATE UNIVERSITY, COLUMBUS, GA 31907

Email address: `stancu_alin1@columbusstate.edu`